

1956-1959

MERCURY



MASTER PARTS
CATALOG
CHASSIS and BODY

Parts and Accessories Department
LINCOLN-MERCURY DIVISION • Ford Motor Company
REVISED SEPTEMBER, 1960

FORM-MD-8277-50



1956-7-8-9

**MASTER PARTS
CATALOG**

*Parts and Accessories
Department*

L - M DIVISION
Ford Motor Company

COPYRIGHT 1960
FORD MOTOR COMPANY
DEARBORN, MICHIGAN
ALL RIGHTS RESERVED

CHASSIS	
WHEELS, HUBS AND DRUMS	1000
BRAKES	2000
FRONT SUSPENSION AND STEERING	3000
REAR SUSPENSION AXLE AND DRIVE	4000
FRAME AND EXHAUST SYSTEM	5000
ENGINE	6000
TRANSMISSION	7000
COOLING SYSTEM	8000
CARBURETOR	9000
ELECTRICAL ENGINE CHASSIS BODY LAMPS	10000 THRU 15000
CHASSIS SHEET METAL	16000
BUMPERS AND WINDSHIELD WIPERS	17000
ACCESSORIES AND AIR CONDITIONING	18000 & 19000
BODY	
BODY	00120
INSTRUMENT PANEL	04300
FLOOR PARTS	10100
FRONT DOOR AND RELATED PARTS	20100
FRONT DOOR WINDOW REGULATOR	23200
CENTER PILLAR AND REAR DOORS	24300
REAR DOOR WINDOW REGULATOR	27000
QUARTER PANELS	27800
LUGGAGE COMP. AND REAR END	40000
TOP AND ROOF	50000
SEATS, RELATED PARTS	60000

GENERAL INFORMATION

This Parts Catalog containing service replacement parts information for the 1956-7-8-9 Mercury has been developed for your convenience in locating, identifying and ordering service replacement parts.

Best results in the use of this parts catalog will be obtained by thoroughly reviewing the instructions and arrangement of information explained in detail on the following pages.

EXPANDED PART NUMBERS

Ford Motor Company has used two different systems to expand basic number series that are exhausted.

The first system, introduced in 1949, was the addition of a numerical digit to the front of the basic number.

Examples: $\frac{22000}{66000}$ $\frac{33000}{77000}$ $\frac{44000}{88000}$ $\frac{55000}{99000}$

These parts actually belong in the basic number groups indicated by the last four (4) digits and that is where they appear in the catalog.

The Basic Part Number Group is listed as 2-2000, 3-3000, 4-4000, etc., and follow regular four (4) digit Basic Part Number Groups in numerical sequence. The second expansion system was introduced with some of the 1959 model parts and will be in full effect with 1960 model parts. This system superseded the first system which will be discontinued. Under this new method basic number series are expanded by the addition of an alphabetical character between the Group and Detail portions of the basic part numbers.

Examples: 2A518, 6A600, 76214A10, etc.

This expansion character will also be disregarded in the parts catalog and the parts will be listed in sequence according to the numerical portion of the basic number.

For instance, basic part number 2A518 will follow basic number 2517.

PARTS INFORMATION

The information contained in this Parts Catalog is arranged in basic part number sequence and includes the following:

1. Basic Part Number Group.
2. Part Number.
3. Part Name, including description and dimensions necessary for proper identification of parts.
4. Quantity used per vehicle.
5. Application — by Model, Engine Cubic Inch Displacement, Transmission Type, etc.
6. Year Part is used.

MODEL YEAR APPLICATION

Parts application specified in this catalog pertains to the 1956-7-8-9 model years only. Parts application

for the year 1960 is listed in applicable current model year catalog.

HOW TO LOCATE PARTS

Parts are listed in numerical sequence according to their basic number.

—NOTE—

All carburetor assemblies and component service parts are presented in chart form. These charts are at the beginning of the 9000 Series Basic Group and precede other 9000 Series Fuel System Assemblies and components which are listed in numerical sequence according to their basic number.

The basic part number relates the part to an area of the vehicle and to a specific application within that area. All parts having the same basic number are listed under their Basic Part Number Group. Body parts, seven digit numbers, are in sequence according to the last five (5) digits.

Example: 5827846.

If the basic number is known, the complete part number for a specific vehicle can be quickly located by referring to the Basic Part Number Group according to its numerical order.

If the basic number is not known, the part can be located under its Noun Name in the Alphabetical Index.

Basic numbers may also be located in the Illustrations of various areas of the car. Illustrations precede the Basic Group to which they apply.

ALPHABETICAL INDEX

Reference to any part by Noun Name is provided in the Alphabetical Index. This index is an alphabetical listing of all parts showing Noun Name cross referenced to the Basic Number Group.

NUMERICAL CROSS REFERENCE INDEX

In a few instances, basic numbers will not appear in numerical sequence in a group of their own, but will be listed under a different Basic Number Group. These numbers, and the Basic Number Groups in which they appear, are contained in this index.

Example: Basic Number 2A450 appears in Basic Number Group 2005

ILLUSTRATIONS

Illustrations show the construction of individual parts as well as assemblies. Wherever possible, the exact shape or detail is indicated. In some cases, illustrations cover "typical" constructions and will be so designated. The purpose of these illustrations is to identify parts performing the same or similar functions. Parts are identified on each illustration by Basic Part Number Group. Parts which are not identified by a Basic Part Number Group are designated by a symbol which is explained by a footnote on the illustration. Standard parts are identified by the standard part number.

The Basic Part Number will help locate the part in the catalog since Basic Part Numbers are arranged in strict numerical sequence.

PART NUMBERS ASSIGNED BY THE L-M AND FORD PARTS AND ACCESSORIES DEPARTMENTS

Parts and Accessories Part Numbers are assigned to convert Engineering Part Numbers to a basic number that may be more easily located according to the parts function. Parts and Accessories Part Numbers appear in numerical sequence throughout this catalog in the conventional part number column. The corresponding engineering part number, preceded by the symbol ⊕, and the previously assigned Parts and Accessories part number preceded by the symbol ⊞ are shown after the nomenclature in the part name column

STANDARD PARTS

Standard Parts in this catalog are listed immediately following the parts with which they are used and are referenced to the major part with which they are used by a small letter. This letter appears in brackets () in the "Description, Size, Etc." column following the major part number, and in the "Model Or Engine Cubic Inch Displacement" column following the standard part number. Thus, all standard parts coded with an "a" are used with the major parts coded with an "a".

Conventional Standard Parts have no prefix but carry the suffix "S" followed by numbers which designate the finish. They are not assigned a Basic Part Number Group.

The following chart defines standard part suffix codes in respect to finish.

SUFFIX	FINISH	SUFFIX	FINISH
S	Plain	S18	Case hardened
S2	Raven finish	S19	Brass plate
S3	Black Japan	S20	Cement coated
S4	Raven finish & black paint	S21	Lacquer for identification
S5	Copper plate	S22	Chrome plate-Butler finish
S6	Nickel plate	S23	Rustless steel-head polished
S7	Cadmium plate	S24	Hot tin coated
S8	Zinc plate	S29	Clear enamel over bright zinc
S10	Tinned	S30	Gold tinted enamel over bright zinc
S12	Lacquer to match trim	S31	Cadmium with zinc
S13	Chrome plated	S32	Black paint or zinc chromate primer
S14	Nickel plate-Butler finish	S33	Case hardened raven finish
S15	Oxidized	S34	Case hardened cadmium finish
S16	Lead		

for reference only.

ORDERING PARTS FOR SERVICE

When ordering service replacement parts, always give the complete part number (not Basic Part Number) and part name. After this has been determined, refer to the Master Price and Reference List, Form MD-4230, for current "service" status of selected parts. If the parts do not appear in Form MD-4230, refer to the Obsolete-Superseded-Interchangeable Catalog, Form Number MD-8235.

Instructions for the use of Stock Order Pads and Order Forms are printed therein. When ordering Soft Trim items, always follow this procedure:

1. Refer to the Soft Trim Section of the Master Price and Reference List, Form MD-4230 for part numbers desired.
2. Use Form FD-419-L, Dealers' Parts Order.
3. Furnish all necessary Patent Plate data.
4. Attach a piece of trim material to the order form.

Right Hand (R.H.) and Left Hand (L.H.) parts are so designated from the driver's position when seated in the car.

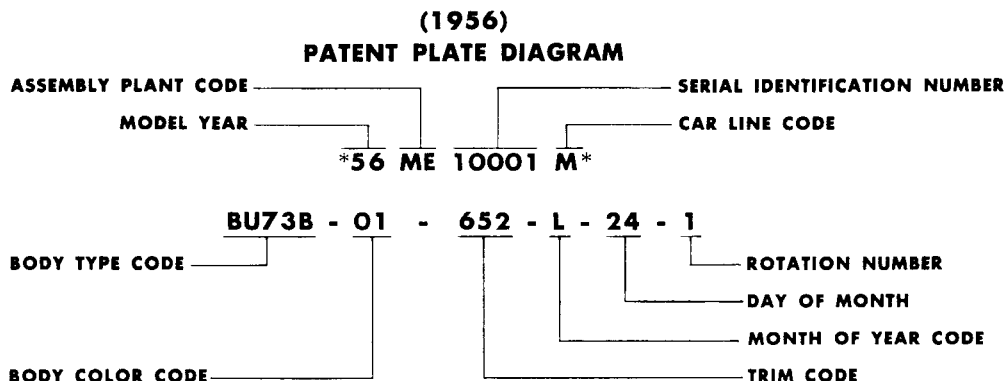
PARTSHAVE MULTIPLE FUNCTIONS

Parts may have multiple functions or operations. When this occurs, the various functions will be described in the description column immediately following the part number. All applications will also appear in the Alphabetical Index.

PATENT PLATE INFORMATION 1956

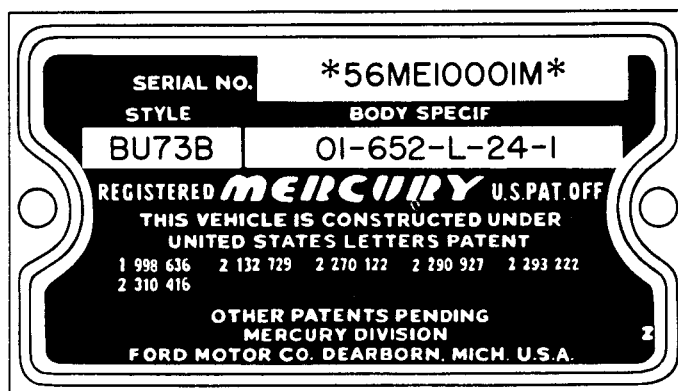
The Patent Plate for 1956 Mercury has been designed to include the Body Style and Body Specifications in addition to the car serial number. The Patent Plate will be installed on the left front body pillar just below the upper hinge opening.

The following diagram of the Patent Plate specifies the Model Year, Plant which assembled the car, Serial Identification Number, Car Name, Body Type, Body Outside Paint Color, Trim Scheme, Day of Month car was assembled, Month car was assembled and its numerical sequence of assembly.



ASSEMBLY PLANT IDENTIFICATION CODES

WA—Wayne Plant
LA—Los Angeles
ME—Metuchen
SL—St. Louis



Serial Number (*56 ME 10001 M*)

- "56"—1956 Model
- "ME"—Assembled at Metuchen Plant
- "1001"—Serial Identification Number
- "M"—Mercury

Style and Body Specifications: (BU73B-01-652-L-24-1)

- BU73B—Two Door Sedan**
- 01—Tuxedo Black**
- 652—Med. Blue Shell Matelasse & Lt. Blue Vinyl**
- L—Month of Year—November**
- 24—24th Day of Month**
- 1—1st Car Assembled**

NOTE: The asterisks in front of and after the complete serial number are inserted as assurance that no other digits or letters can be added to the serial number.


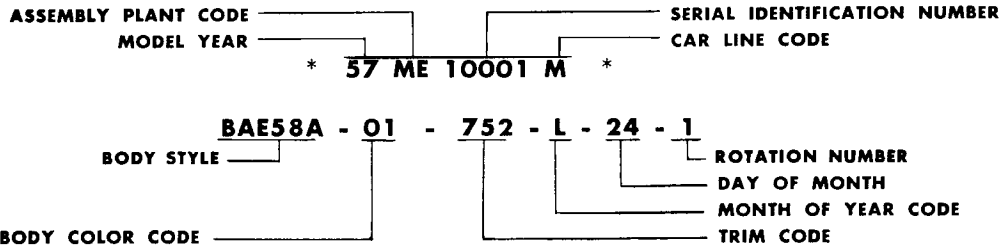
PATENT PLATE INFORMATION 1957-58

The Patent Plate for 1957-58 Mercury has been designed to include the Body Style and Body Specifications in addition to the car serial number. The 1958 Patent Plate also includes Axle and Transmission identification. The Patent Plate will be installed on the left front body pillar just below the upper hinge opening.

The asterisks before and after the complete Serial Number are inserted to assure that no other digits or letters can be added to the Serial Number.

(1957)

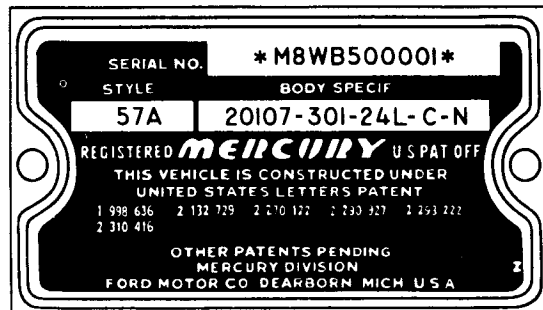
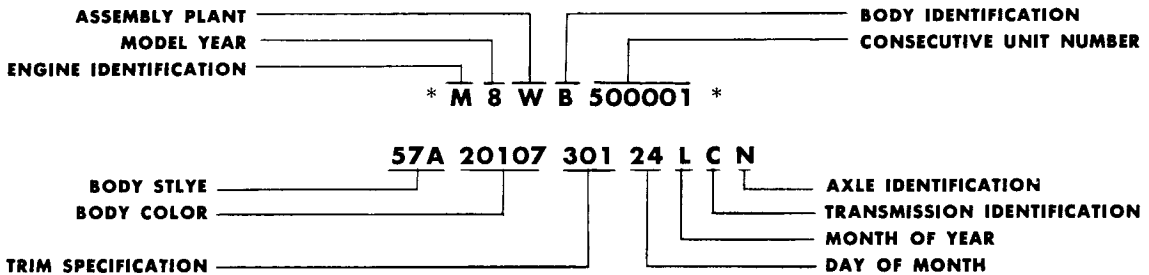
PATENT PLATE DIAGRAM



PMB-208

(1958)

PATENT PLATE DIAGRAM

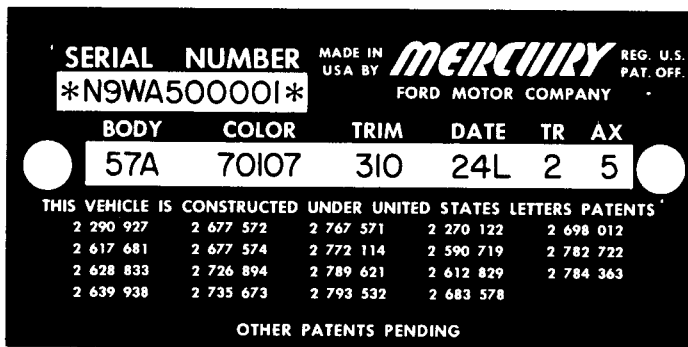
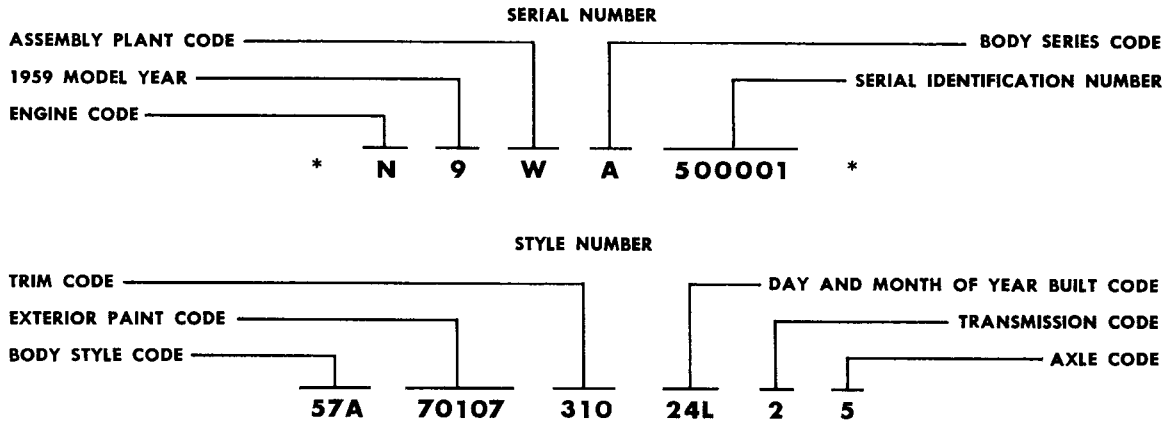


PMB-319

PATENT PLATE INFORMATION 1959

The Patent Plate for the 1959 Mercury is riveted to the front body pillar between the front door hinges. The Patent Plate includes information relative to the type of engine, axle, transmission, trim (exterior and interior), and body style of the vehicle. It also includes the date (day, month and year) and place of manufacture.

PATENT PLATE DIAGRAM



THE FOLLOWING DESCRIBES THE VARIOUS CODES USED ON THE PATENT PLATE.

ENGINE CODES

CODE LETTER	TYPE OF ENGINE
L	430 C.I.D. 8 Cyl. 4-V Carburetor
M	383 C.I.D. 8 Cyl. 4-V Carburetor
N	383 C.I.D. 8 Cyl. 2-V Carburetor
P	312 C.I.D. 8 Cyl. 2-V Carburetor

ASSEMBLY PLANT CODES

CODE LETTER	ASSEMBLY PLANT
J	Los Angeles No. 2
T	Metuchen
Z	St. Louis
W	Wayne

TRANSMISSION CODES

CODE LETTER	TYPE OF TRANSMISSION
1	S/T, Standard Transmission
2	S/R, Single Range Transmission
3	M/D, Dual Range Transmission
4	S/R, Single Range Transmission
5	S/R, Single Range Transmission
6	M/D, Dual Range Transmission
7	M/D, Dual Range Transmission

AXLE CODES

CODE LETTER	TYPE OF AXLE
1 & 5	2.91:1 For Automatic Transmission
2, 3 & 4	2.71:1 For Automatic Transmission
6	3.10:1 For Automatic Transmission
7	3.56:1 For Standard Transmission
8	3.22:1 For Standard Transmission
9	3.89:1 For Standard Transmission


MODEL IDENTIFICATION

MERCURY

1956

MC CHASSIS

119" W.B.



CODE	BODY TYPE	CODE	BODY TYPE
57A	Montclair 4-Dr. Hard Top	70B	Custom 2-Dr. Sedan
57B	Monterey 4-Dr. Hard Top	70C	Medalist 2-Dr. Sedan
57C	Custom 4-Door Hard Top	73B	Custom 4-Dr. Sedan
58A	Montclair 4-Door Sedan	73C	Monterey 4-Dr. Sedan
58B	Monterey 4-Dr. Sedan	76B	Montclair Convertible
64A	Montclair Hard Top	79B	Custom 8 Passenger Station Wagon
64C	Monterey Hard Top	79C	Monterey Station Wagon
64D	Custom Hard Top	79D	Custom 6 Passenger Station Wagon

1956

BREAKDOWN OF CODES USED IN MERCURY PATENT PLATE NUMBERS

CODE	ASSEMBLY PLANT
WA	Wayne
LA	Los Angeles
ME	Metuchen
SL	St. Louis

MONTH OF YEAR CODE

CODE	MONTH	CODE	MONTH
A	January	G	July
B	February	H	August
C	March	J	September
D	April	K	October
E	May	L	November
F	June	M	December

SOFT TRIM SCHEME CODES



REFER TO: The Master Price & Reference List,
Form MD-4230

CODE	BODY TYPE
57A	Montclair 4-Dr. Hard Top
57B	Monterey 4-Dr. Hard Top
57C	Custom 4-Dr. Pillarless
57D	Medalist 4-Dr. Phaeton
58A	Montclair 4-Dr. Sedan
58B	Monterey 4-Dr. Sedan
64A	Montclair Hard Top
64C	Monterey Hard Top
64D	Custom Hard Top
64E	Medalist Hard Top
70B	Custom 2-Dr. Sedan
70C	Special 2-Dr. Sedan
73B	Custom 4-Dr. Sedan
73C	Monterey 4-Dr. Sedan
73D	Medalist 4-Dr. Sedan
76A	Custom Convertible
76B	Montclair Convertible
79B	Custom Station Wagon
79C	Monterey Station Wagon
79D	Station Wagon (6 Passenger)

MODEL IDENTIFICATION

MODEL SERIES—MG

1957 MERCURY




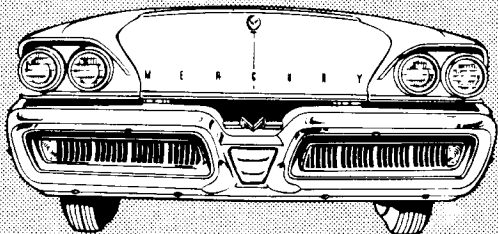
MODEL SERIES

PMC-307

MH—57C 63C 75B 76C

MK—56A-B 57A-B 58A-B 63A-B 64A 65A 75A 76A-B 77A-B-C-D

1958 MERCURY



BODY STYLES

PMC-415

Monterey—1957 (MG)—1958 (MK)

	CODE
Phaeton Sedan	57A
Four-Door Sedan	58A
Phaeton Coupe	63A
Two-Door Sedan	64A
Convertible Phaeton	76A

Station Wagon—1957 (MG)—1958 (MK)

Two-Door Commuter (6-Pass.)	56A
Two-Door Voyager (6-Pass.)	56B
Four-Door Commuter (6-Pass.)	77A
Four-Door Colony Park (9-Pass.)	77B
Four-Door Commuter (9-Pass.)	77C
Four-Door Voyager (9-Pass.)	77D

Montclair—1957 (MG)—1958 (MK)

	CODE
Phaeton Sedan	57B
Four-Door Sedan	58B
Phaeton Coupe	63B
Two-Door Turnpike Cruiser	65A
Four-Door Turnpike Cruiser	75A
Convertible Phaeton	76B
*Special Convertible Cruiser	76B

Park Lane—1958 (MH)

Phaeton Sedan	57C
Phaeton Coupe	63C
Four-Door Turnpike Cruiser	75B
Convertible Phaeton	76C

*Built in 1957 only.

1957 and 1958 PATENT PLATE INFORMATION

The following breakdown of Codes will appear on the Patent Plate according to the build-up of each vehicle.

ASSEMBLY PLANT CODES (1957)

CODE	ASSEMBLY PLANT
WA	Wayne
LA	Los Angeles
ME	Metuchen
SL	St. Louis

ASSEMBLY PLANT CODES (1958)

CODE	ASSEMBLY PLANT
W	Wayne
J	Los Angeles #2
T	Metuchen
Z	St. Louis
S	Somerville

ENGINE CODES (1958)

CODE	TYPE
M	383 C.I.D.
K	430 C.I.D.

AXLE CODES (1958)

CODE	TYPE
N	2:91 Ratio
P	3:22 Ratio
R	3:70 Ratio
T	3:89 Ratio

TRANSMISSION CODE (1958)

CODE	TYPE
A	Conventional
B	Conventional with Overdrive
C	LM—Single Range Automatic
D	*LM—Multi-Drive Automatic (Dual Range)
E	HX—Single Range Automatic
F	*HX—Multi-Drive Automatic (Dual Range)

*Dual Range Automatic Transmission will be known as "Multi-Drive". Therefore, all reference in text to "Dual Range" should be applied to "Multi-Drive".

MONTH OF YEAR CODE

CODE	MONTH	CODE	MONTH
A	January	G	July
B	February	H	August
C	March	J	September
D	April	K	October
E	May	L	November
F	June	M	December

BODY STYLE CODES

CODE	STYLE
56A	Commuter Station Wagon 2-Door (6 Passenger)
56B	Voyager Station Wagon 2-Door (6 Passenger)
57A	Monterey Phaeton Sedan
57B	Montclair Phaeton Sedan
57C	Park Lane Phaeton Sedan (1958 only)
58A	Monterey 4-Door Sedan
58B	Montclair 4-Door Sedan
63A	Monterey Phaeton Coupe
63B	Montclair Phaeton Coupe
63C	Park Lane Phaeton Coupe (1958 only)
64A	Monterey 2-Door Sedan
65A	Turnpike Cruiser 2-Door
75A	Turnpike Cruiser 4-Door
75B	Park Lane Turnpike Cruiser 4-Door (1958 only)
76A	Monterey 2-Door Convertible Coupe
76B	Monterey 2-Door Convertible Phaeton
76B	Special Convertible (Cruiser) (1957 only)
76C	Park Lane Convertible Phaeton (1958 only)
77A	Commuter Station Wagon 4-Door (6 Passenger)
77B	Colony Park Station Wagon 4-Door (9 Passenger)
77C	Commuter Station Wagon 4-Door (9 Passenger)
77D	Voyager Station Wagon 4-Door (9 Passenger)

SOFT TRIM SCHEME CODES

REFER TO: The Master Price & Reference List,
Form MD-4230

**1957 and 1958
PATENT PLATE INFORMATION—Continued
BREAKDOWN OF CODES—Continued**

BODY TYPE CODES (1958)

CODE	TYPE
A	Two Door—Four Door Sedans (64A-58A-B)
B	Phaeton Coupes/Sedans (63A-B)—(57A-B)
C	Convertibles (76A-B)
D	Turnpike Cruisers (65A-75A)
E	Two Door Sta. Wagons (56A-B)
F	Four Door Sta. Wagons (77A-B-C-D)
G	Park Lane Coupe/Sedan (63C-57C)
H	Park Lane T/P Cruiser (75B)
J	Park Lane Convertible (76C)


PAINT CODES (1957)

CODE	COLORS
01	Tuxedo Black (M-25J-1724)
06	Classic White (M25J-495)
09	Tahitian Green (M25J-713)
13	Moonmist Yellow (M25J-714)
21	Regency Gray (M25J-710)
22	Sherwood Green (M25J-760)
23	Pacific Blue (M25J-761)
24	Nantucket Blue (M25J-709)
25	Fiesta Red (M25J-715)
26	Brazilian Bronze (M25J-716)
27	Pastel Peach (M25J-718)
28	Desert Tan (M25J-717)
29	Persimmon (M25J-549)
30	Rosewood (M25J-721)
31	Lexington Green (M25J-720)
32	Sunset Orchid (M25J-762)
2000	Sun Glitter (M30J-880)

PAINT CODES (1958)

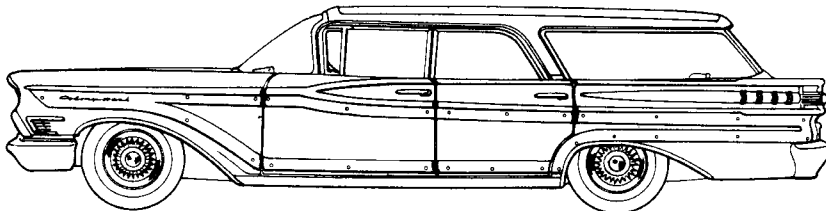

CODE	COLORS
01	Tuxedo Black (M30J-1724)
07	Marble White (M30J-948)
15	Parisian Green (M30J-947)
16	Emerald Met. (M30J-946)
17	Holley Green Met. (M30J-945)
30	Vineyard Blue (M30J-944)
31	Jamaican Blue Met. (M30J-943)
45	Flamingo Red (M30J-953)
55	Silver Sheen Met. (M30J-979)
56	Oxford Gray Met. (M30J-941)
66	Autumn Beige (M30J-994)
75	Mayfair Yellow (M30J-949)
87	Shadow Rose (M30J-952)
92	Golden Dust Met. (M30J-991)
97	Twilight Turquoise (M30J-951)
99	Burgundy Met. (M30J-976)

1959 MODEL IDENTIFICATION



MONTCLAIR

PARKLANE



COLONY PARK

BODY	MODEL	BODY	MODEL
56A	COMMUTER 2-DOOR STATION WAGON (6-PASSENGER)	63C	PARKLANE 2-DOOR PHAETON COUPE
57A	MONTEREY 4-DOOR PHAETON SEDAN	64A	MONTEREY 2-DOOR SEDAN
57B	MONTCLAIR 4-DOOR PHAETON SEDAN	76A	MONTEREY 2-DOOR CONVERTIBLE
57C	PARKLANE 4-DOOR PHAETON SEDAN	76C	PARKLANE 2-DOOR CONVERTIBLE
58A	MONTEREY 4-DOOR SEDAN	77A	COMMUTER 4-DOOR STATION WAGON (6 OR 8-PASSENGER)
58B	MONTCLAIR 4-DOOR SEDAN	77B	COLONY PARK 4-DOOR STATION WAGON (6 OR 8-PASSENGER)
63A	MONTEREY 2-DOOR PHAETON COUPE	77D	VOYAGER 4-DOOR STATION WAGON (6 OR 8-PASSENGER)
63B	MONTCLAIR 2-DOOR PHAETON COUPE		

1959 PATENT PLATE INFORMATION

(For Engine, Transmission, Axle and Assembly Plant Codes, See Page VI)

VEHICLE BUILT DAY CODES

CODE LETTER	MONTH
A	January
B	February
C	March
D	April
E	May
F	June
G	July
H	August
J	September
K	October
L	November
M	December

Day of month precedes month Code Letter

BODY SERIES CODES

STYLE CODE	MODEL
57A	Monterey 4-Door Phaeton Sedan
58A	Monterey 4-Door Sedan
63A	Monterey 2-Door Phaeton Coupe
64A	Monterey 2-Door Sedan
76A	Monterey 2-Door Convertible
57B	Montclair 4-Door Phaeton Sedan
58B	Montclair 4-Door Sedan
63B	Montclair 2-Door Phaeton Coupe
57C	Park Lane 4-Door Phaeton Sedan
63C	Park Lane 2-Door Phaeton Coupe
76C	Park Lane 2-Door Convertible
56A	Commuter 2-Door Station Wagon (6-Passenger)
77A	Commuter 4-Door Station Wagon (6 or 8-Passenger)
77B	Colony Park 4-Door Station Wagon (6 or 8-Passenger)
77D	Voyager 4-Door Station Wagon (6 or 8-Passenger)

BODY SERIES CODES

CODE LETTER	BODY TYPES
A	Monterey Phaeton Sedan (4-Door Hardtop) Monterey 4-Door Sedan Monterey Phaeton Coupe (2-Door Hardtop) Monterey 2-Door Sedan Monterey 2-Door Convertible
B	Montclair Phaeton Sedan (4-Door Hardtop) Montclair 4-Door Sedan Montclair Phaeton Coupe (4-Door Hardtop)
C	Park Lane Phaeton Sedan (4-Door Hardtop) Park Lane Phaeton Coupe (2-Door Hardtop) Park Lane 2-Door Convertible
D	Commuter 2-Door Station Wagon (6-Passenger) Commuter 4-Door Station Wagon (6 or 8-Passenger) Colony Park 4-Door Station Wagon (6 or 8-Passenger) Voyager 4-Door Station Wagon (6 or 8-Passenger)

PAINT CODES

CODE LETTER	COLOR NAME AND SPEC. NUMBER
01	Tuxedo Black (M-30J-1724)
07	Marble White (M-30J-948)
16	Sagebrush Green Metallic (M-30J-1048)
17	Sherwood Green Metallic (M-30J-1046)
27	Satellite Blue (M-30J-1045)
28	Blue Ice Metallic (M-30J-1044)
45	Canton Red (M-30J-1207)
55	Silver Green Metallic (M-30J-979)
56	Charcoal Metallic (M-30J-1049)
66	Autumn Smoke (M-30J-1050)
75	Mederia Yellow (M-30J-1053)
83	Bermuda Sand (M-30J-1140)
84	Silver Beige Metallic (M-30J-1055)
88	Twilight Turquoise (M-30J-1139)
92	Golden Beige Metallic (M-30J-1054)
97	Neptune Turquoise Metallic (M-30J-1164)

ABBREVIATIONS

accel.	accelerator	diff.	differential
A/cond. or A/C.	air conditioner	D.C.	double contact
adj.	adjusting	dist.	distributor
alum.	aluminum	econ.	economizer
approx.	approximately	elect.	electric
AR	as required	emer.	emergency
assy.	assembly	equip.	equipment
A/T	automatic transmission	exh.	exhaust
aux.	auxiliary	ext.	extension
brg.	bearing	fill-hd.	fillister-head
brkt.	bracket	fl-hd.	flat head
b-hd.	button head	ft.	foot or feet
C.P.	candle power	frt.	front
cap.	capacity	gen.	generator
carb.	carburetor	gskt.	gasket
C.I.D.	engine cubic inch displacement	hd.	head
comm.	commercial	H/D	heavy duty
compt.	compartment	hex.	hexagonal
conn.	connecting	hex-hd.	hex head
connr.	connector	hsg.	housing
c/pin	cotter pin	htr.	heater
coup. or cplg.	coupling	hyd.	hydraulic
c/shaft	crankshaft	I.D.	inner diameter
cyl.	cylinder	ign.	ignition
defl.	deflector	instr.	instrument
def.	defroster	insul.	insulator
dia.	diameter	int.	intake
diaph.	diaphragm	intr.	intermediate

ABBREVIATIONS — Continued

jt.	joint	ret.	retainer
L.H. or L.	left hand	R.H. or R.	right hand
L.H.D.	left hand drive	R.H.D.	right hand drive
lic.	license	rd.	round
l/w	lockwasher	rd-hd.	round head
lub.	lubricator	S.C.	single contact
mach.	machine	S/R	single range transmission
man.	manifold	spdl.	spindle
mldg.	moulding	spec.	special
mount. or mtg.	mounting	spec-hd.	special head
M/D	multi-drive transmission	sq-hd.	square head
No.	number	S/T	standard transmission
NS	not serviced	std.	standard
O/Drive	overdrive	strg.	steering
o/all	overall	supp.	support
O.D.	outer diameter	susp.	suspension
O/S	oversize	S/W	station wagon
P/B	power brake	tap.	tapping
pass.	passenger	temp.	temperature
P/S	power steering	thrd.	thread
ptd.	painted	trans.	transmission
rad.	radiator	U/S	undersize
reinf.	reinforcement	univ.	universal
reg.	regulator	univ./jt.	universal joint
repl. or rep.	replaced	vac.	vacuum
req'd. or reqd.	required	vent.	ventilator
resvr.	reservoir	W/S	windshield
restr.	resonator	w/	with
		w/o	without

Alphabetical Index

Part Name	Group Number
A	
Absorber (auxiliary floor heat)	11373
Absorber (body bolt)	00154-5
Absorber (dash panel steering column opening cover sound)	01708
Absorber (dash sound)	01670-1
Absorber (hood front)	16753
Absorber (hood sound)	16738
Absorber (hood sound) rear	16739
Absorber (hood sound) side	16843
Absorber (package tray heat)	46745
Absorber (rear floor pan heat)	11654
Absorber (rear seat heat)	60908
Absorber (roof panel) center	54322
Absorber (roof panel) front	54310
Absorber (roof panel center front-heat)	54360
Absorber (roof panel front-heat)	54354
Absorber (roof panel rear-heat)	54356
Absorber (roof panel rear sound)	11654
Absorber (roof side inner-heat)	54362
Absorber (windshield wiper motor mounting bracket sound)	17453
Adaptor (a/cond. & heater plenum chamber)	12591
Adaptor (a/cond. evaporator air outlet)	12967
Adaptor (carburetor air cleaner to carburetor)	9A621
Adaptor (carburetor float level)	9A500
Adaptor (carburetor fuel inlet)	9A520
Adaptor (carburetor secondary throttle diaphragm housing)	9766
Adaptor (cigar lighter socket)	15063
Adaptor (compressor to brace)	2A879
Adaptor (cylinder front cover)	6-6059
Adaptor (front door lock cylinder)	21953
Adaptor (heat indicator bulb)	10911
Adaptor (lighting switch to nut)	11A653
Adaptor (oil filter)	6881
Adaptor (oil filter to cylinder block)	6-6891
Adaptor (power lubrication)	19531-3
Adaptor (power lubrication)	19543
Adaptor (power lubrication)	19553
Adaptor (radio rear seat speaker)	19097
Adaptor (roadlamp)	15229
Adaptor (transmission overdrive)	7660
Adaptor (windshield defroster take-off)	18A616
Adaptor (windshield wiper control cable)	7A538
Adjuster (steering gear worm thrust bearing)	3A670
Air cleaner (carburetor)	9600

Part Name	Group Number
A/cond. accessory kit	19700
A/cond. air inlet duct door kit	18734
A/cond. air vent kit	12530
A/cond. compressor brace kit	2888
A/cond. compressor pulley magnetic clutch bearing replacement kit	19677
A/cond. evaporator drip pan kit	19828
Air intake & duct interior kit	19900
Alternator	10300
Alternator kit	10042
Alternator (less pulley)	10002
Antenna (radio)	18813
Antenna (radio)	18828
Anti-rattle (spare tire well floor cover support rod)	45863
Anti-rattler (auxiliary seat back rear floor panel)	60979
Anti-rattler (cowl ventilator screen)	02298
Anti-rattler (radiator support cross bar)	8A031
Anti-squeak (cowl top ventilator grille)	02204
Anti-squeak (fuel tank to hanger)	9299
Anti-squeak (steering column saddle)	3-3680
Apron (front fender)	16020-1
Apron (with weatherstrip)	16020-1
Apron & deflector (front fender)	16082-3
Arm (a/cond. & heater vacuum motor control)	19A783
Arm (antenna drive - pressure)	14859
Arm (auxiliary seat back floor pivot)	60830-1
Arm (auxiliary seat cushion well floor pivot)	60834
Arm (brake booster poppet pivot)	2-2412
Arm (carburetor pump piston)	9529
Arm (carburetor vent)	9-9701
Arm (front bumper) inner	17A873-4
Arm (front bumper) outer	17754-5
Arm (front bumper) upper	17770-1
Arm (front bumper - intermediate)	17A820
Arm (front door check)	23504
Arm (front seat track actuating) front	61740-1
Arm (front seat track actuating) rear	61716-7
Arm (front suspension) lower	3078-9
Arm (front suspension) upper	3082-3
Arm (fuel pump rocker)	9376
Arm (generator belt adjustment)	10145
Arm (glove compartment door check)	06102
Arm (glove compartment door check)	06117-8
Arm (headlamp adjusting)	13136
Arm (quarter window) stabilizer	30410-1
Arm (quarter window regulator tension)	30500
Arm (rear bumper inner)	17787-8
Arm (rear bumper outer)	17795-6

Alphabetical Index - Continued

Part Name	Group Number
Arm (rear door check)	27204
Arm (rear door window stabilizer)	26256
Arm (rear door window stabilizer)	26264
Arm (steering idler)	3355
Arm (steering pitman)	3590
Arm (steering spindle)	3130-1
Arm (transmission gear shift intermediate & high lever)	7302
Arm (transmission gear shift intermediate & high lever)	7346
Arm (transmission gear shift low & reverse lever)	7303
Arm (transmission gear shift low & reverse lever)	7338
Arm (valve rocker)	6564
Arm (windshield wiper)	17526-7
Arm & bracket (visor)	04144-5
Arm & link (windshield wiper)	17A464
Arm & plate (door window regulator) manual	23234-5
Arm & pivot shaft (windshield wiper mounting less spacer)	17566-7
Arm & screw (carburetor metering rod)	9-9710
Arm bushing & joint (front suspension) lower	3042
Arm bushing & joint (front suspension) lower	3051
Armature (generator)	10005
Armature (generator regulator cutout)	10540
Armature (starter)	11005
Armature (windshield wiper motor)	17A485
Armature & bearing (generator)	10027
Automatic transmission gaskets & seals kit	7153
Auxiliary starter kit	11508
Axle (rear) less wheels, hubs, drums, brakes & axle shafts	4006
B	
Baffle (carburetor air inlet duct)	9B674
Baffle (carburetor float bowl)	9553
Baffle (carburetor float bowl) secondary	9A517
Baffle (carburetor metering body vent) primary	9A504
Baffle (power steering oil reservoir filter element)	3-3001
Baffle (power steering oil reservoir outlet)	3A703
Baffle (radio speaker)	18974
Baffle (roof front vent air register) lower	50786
Baffle (roof front vent air register) upper	50782
Baffle (transmission main drive gear oil)	7040
Baffle (transmission main shaft oil)	7668
Baffle (valve push rod ventilation)	6A669

Part Name	Group Number
Baffle (valve spring oil)	6524
Baffle plate & gasket (a/cond. & heater)	19062
Bail (fuel pump gas strainer)	9387
Ball (brake booster check valve)	2-2372
Ball (carburetor pump check)	9576
Ball (carburetor secondary throttle vacuum check)	9576
Ball & cage (steering gear worm thrust bearing)	3571
Band (generator)	10142
Band (starter motor cover)	11126
Band (transmission front)	7A162
Band (transmission rear)	7A176
Bar (back window division)	42040-1
Bar (clutch release equalizer)	7528
Bar (clutch release equalizer)	7A521
Bar (door vent window division)	22298
Bar (front bumper impact)	17762
Bar (front bumper impact)	17791
Bar (front bumper impact - lower)	17768
Bar (front bumper impact - upper)	17757
Bar (front bumper impact vertical)	17838
Bar (front fender apron & radiator support tie)	16156
Bar (front seat track equalizing) horizontal	61845
Bar (front stabilizer)	5494
Bar (hood hinge torsion)	16591
Bar (luggage compartment door hinge torsion)	44890-1
Bar (radiator support cross)	8A027
Bar (rear bumper impact)	17862
Bar (rear bumper impact)	17906
Bar (rear bumper impact) center	17A880
Bar (rear door window division)	26900-1
Bar (rear spring shackle)	5626-7
Bar (tailgate counter balance torque)	43012-3
Bar assembly (front seat track equalizer) horizontal	61842
Bar assembly (front seat track equalizing) vertical	61832
Bar assembly (front stabilizer)	5482
Bar & weatherstrip (front door vent window division)	22320-1
Base (brake booster vacuum poppet pivot arm)	2-2413
Base (compressor)	2881
Base (distributor)	12130
Base (jack)	17088
Base (rear view outside mirror)	17A702

Alphabetical Index - Continued

Part Name	Group Number
Base (windshield wiper coordinator mounting)	17A473
Battery - charged & dry kit	10654-5
Bearing (accelerator shaft)	9762
Bearing (a/cond. compressor pulley)	2990
Bearing (back window regulator handle housing)	40940
Bearing (back window regulator handle mounting plate)	40936
Bearing (brake master cylinder push rod end)	2388
Bearing (camshaft)	6261
Bearing (camshaft)	6262
Bearing (camshaft)	6263
Bearing (camshaft)	6267
Bearing (camshaft)	6270
Bearing (carburetor choke shaft)	9627
Bearing (carburetor fast idle cam)	9644
Bearing (clutch pedal shaft)	7551
Bearing (clutch pilot)	7600
Bearing (clutch release)	7580
Bearing (connecting rod)	6211
Bearing (crankshaft main) center	6337
Bearing (crankshaft main) front - front intermediate, rear & rear intermediate	6333
Bearing (crankshaft main) rear	6331
Bearing (front seat adjuster horizontal regulator screw)	60582
Bearing (front seat adjusting vertical regulator screw)	60493
Bearing (generator)	10094
Bearing (generator - rear)	10095
Bearing (rear axle drive pinion gear pilot)	4625
Bearing (rear wheel)	1225
Bearing (starter brush end plate)	11052
Bearing (starter rear end plate)	11135
Bearing (steering column) upper	3517
Bearing (steering worm sector)	3576
Bearing (transmission countershaft gear)	7121
Bearing (transmission main drive gear) ball	7025
Bearing (transmission main shaft ball)	7065
Bearing (transmission parking linkage needle)	7A007
Bearing (transmission parking pawl)	7320
Bearing (transmission rear servo lever needle)	7-7406
Bearing (universal joint)	4712
Bearing (water pump)	8530
Bearing & slinger (water pump)	8578
Bellcrank (rear door lock)	26448

Part Name	Group Number
Bellcrank (transmission control to accelerator shaft)	7-7253
Belt driven power steering pump roller kit	3612
Belt (generator water pump & power steering pump pulley)	8620
Bezel (a/cond. instrument panel register)	19649
Bezel (cigar lighter)	15058
Bezel (clock)	15009
Bezel (front fender headlamp)	16076-7
Bezel (fuel gauge)	17246
Bezel (heater blower switch)	18598
Bezel (ignition switch)	11584
Bezel (instrument cluster)	10876
Bezel (instrument cluster control)	10A856-7
Bezel (instrument cluster control) inner	10852
Bezel (instrument cluster control) outer	10853
Bezel (lower back panel ornament)	40982
Bezel (lower back panel reflector)	45204
Bezel (parking brake warning lamp)	10A840
Bezel (power lubrication)	14910
Bezel (radio antenna) electric	19103
Bezel (radio antenna control)	18926
Bezel (radio control)	18806
Bezel (rear view mirror outside)	17530
Bezel (roadlamp switch)	15268
Bezel (seat regulator control dial)	14700
Bezel (seat regulator control switch)	14A706
Bezel (speedometer)	17A261
Bezel (speed warning control)	15905
Bezel (tachometer)	17340
Bezel (top lift control knob)	15677
Bezel (transmission control selector keyboard)	15821
Bezel (windshield wiper control)	17482
Bezel & jewel (instrument cluster control)	10931
Blade (fan)	8600
Blade (windshield wiper)	17528
Block (cylinder)	6010
Block (electrical wiring junction)	14448
Block (transmission control selector neutral switch terminal)	7A217
Blower (heater)	18456
Body (back-up lamp) R. H. & L. H.	11515
Body (brake booster)	2366
Body (brake booster check valve)	2-2368
Body (brake master cylinder)	2155
Body (carburetor air cleaner)	9609
Body (carburetor main metering) secondary	9C522

Alphabetical Index - Continued

Part Name	Group Number	Part Name	Group Number
Body (cargo & dome lamps)	13787	Bolt (rear brake cylinder connection)	2276
Body (fuel pump pulsator)	9372	Bolt (spare wheel mounting)	1448
Body (oil pump)	6603	Bolt (steering column tube flange)	3641
Body (parking lamp)	13206	Bolt (transmission planetary support locking)	7A291
Body (parking lamp)	13215		
Body (power lubrication)	19536	Bolt (transmission rear band servo to transmission case)	7-7420
Body (rear lamp)	13440-1	Bolt & valve (oil filter center)	6741
Body (rear license lamp)	13553	Booster (brake) vacuum	2005
Body rocker panel moulding accessory kit	10146	Boot (brake master cylinder)	2180
Body (transmission front band servo)	7A094		
Body (transmission governor) less counterweight	7-7131	Boot (brake wheel cylinder)	2206
Body (transmission rear band servo)	7B172	Boot (roadlamp adjusting nut)	15227
Body (turn signal indicator lamp)	13A325	Boot (transmission overdrive governor)	6941
Body (vacuum pump)	9-9385	Bow (folding top) No.1	53038
		Bow (folding top) No.2	51274
Body (windshield wiper) auxiliary drive	17579		
Body & plugs (carburetor main)	9512	Bow (folding top) No.3	51269
Body & plugs (carburetor main metering) primary	9A511	Bow (folding top) No.4	51278
Body & plugs (carburetor main metering) secondary	9A513	Bow (folding top) No.4 - less slats	51326
		Bow (folding top) No.5	51288
Body & plugs (fuel pump upper)	9343	Bowl (fuel pump filter)	9355
Body & shaft (carburetor throttle)	9518		
Body & socket (rear license lamp)	13560	Bowl & plugs (carburetor float) primary	9A507
Body & switch (cargo & dome lamp)	13749	Bowl & plugs (carburetor float) secondary	9A508
Body & switch (dome lamp)	13786	Box & snuffer (front seat back retainer)	62896
Bolt (battery clamp)	10756	Box & snuffer (instrument panel ash receptacle)	04821
		Brace (back window regulator motor to inside panel)	40846
Bolt (bumper bar to arm)	17758		
Bolt (camshaft sprocket)	6279	Brace (battery hold down clamp to fender apron)	10741
Bolt (clutch release upper shoulder)	7635	Brace (brake pedal support)	01524
Bolt (connecting rod)	6214	Brace (compressor) front	2888
Bolt (converter cover to impeller housing)	7964	Brace (compressor) rear	2889
Bolt (converter to engine)	6065	Brace (dash to frame)	01714-5
Bolt (crankshaft) rear seal retainer	6350	Brace (folding top main pivot bracket support)	53152-3
Bolt (crankshaft main bearing cap)	6345	Brace (front bumper) end	17A821-2
Bolt (cylinder head)	6065	Brace (front bumper impact bar to stone deflector)	17912
Bolt (flywheel to crankshaft)	6379	Brace (front fender apron to fender lower) rear	12868-9
Bolt (folding top hydraulic lift reservoir)	53453	Brace (front fender apron to fender lower) rear	16044-5
Bolt (front suspension lower arm mounting) front	3057	Brace (front fender apron to radiator support)	16014
Bolt (front suspension lower arm rear mounting)	3055	Brace (front fender extension to radiator support)	12866-7
Bolt (fuel tank strap)	9A010	Brace (front fender opening) rear	16174-5
Bolt (generator thru)	10120	Brace (hood lock support)	16864
Bolt (hub)	1107	Brace (instrument panel to steering column)	04055
Bolt (master cylinder link rod eccentric)	2462	Brace (lower back panel)	40396
Bolt (power steering control valve spool)	3-3698	Brace (lower back panel to No. 9 body bolt hole reinforcement)	40418
Bolt (power steering oil filter element support)	3601		
		Brace (quarter lock pillar to floor)	28199
Bolt (rear axle housing)	2248	Brace (quarter lock pillar to floor)	28260-1
Bolt (rear axle housing carrier)	4046		

Alphabetical Index - Continued

Part Name	Group Number	Part Name	Group Number
Brace (radiator grille opening panel)	8261	Bracket (battery support front)	10753
Brace (radiator grille opening panel)	8-8295	Bracket (brace master cylinder operating lever)	2-2519
Brace (radiator support)	16152-3	Bracket (brake booster mounting)	2A248
Brace (rear bumper end)	17789	Bracket (brake hose)	2073
Brace (rear bumper end)	17793	Bracket (brake pedal bumper)	2-2472
Brace (rear bumper impact bar) center	17562	Bracket (carburetor air cleaner air duct support)	9B625
Brace (rear bumper impact bar) upper	17146	Bracket (carburetor dashpot mounting)	9B550
Brace (rear bumper impact bar end) inner	17958-9	Bracket (center stone deflector-rear bumper)	17828
Brace (rear door window) guide to inner panel	26360-1	Bracket (cigar lighter)	15057
Brace (rear door window regulator motor to inside panel)	27004	Bracket (clock mounting)	04396
Brace (spare wheel carrier hinge bumper)	12856-7	Bracket (clutch pedal bumper)	7A530
Bracket (a/cond. & heater air inlet duct door motor mounting)	12997	Bracket (clutch pedal lever assist spring)	7535
Bracket (a/cond. & heater control motor)	12992	Bracket (clutch release equalizer engine)	7A572
Bracket (a/cond. & heater defroster door control motor mounting)	12528	Bracket (compressor mounting)	2882
Bracket (a/cond. evaporator case damper door motor mounting)	12999	Bracket (compressor support)	2902
Bracket (a/cond. evaporator case support)	19A639	Bracket (control mounting)	19982
Bracket (a/cond. evaporator to instrument panel mounting)	19A637	Bracket (damper vent air valve motor mounting)	12981-2
Bracket (a/cond. hose support)	19812	Bracket (directional signal flasher mounting)	13351
Bracket (a/cond. instrument panel register mounting)	19A610	Bracket (engine front support)	6028
Bracket (a/cond. instrument panel register mounting) R. H. & L. H.	19A742	Bracket (engine rear support & parking brake lever)	5060
Bracket (a/cond. motor support)	18A257	Bracket (evaporator to floor)	19955
Bracket (a/cond. register support) lower	19A677	Bracket (floor pan to rear seat back strainer)	11456
Bracket (a/cond. register support) upper	19A676	Bracket (folding top) No. 3 bow	53136-7
Bracket (a/cond. thermostat motor mounting)	19A685	Bracket (folding top balance link adjusting)	50478-9
Bracket (air control mounting)	01870-1	Bracket (folding top balance link pivot)	50450-1
Bracket (alternator adjusting)	10159	Bracket (folding top lift motor mounting)	50747
Bracket (alternator mounting)	10039	Bracket (folding top lift to floor)	50800-1
Bracket (antenna mounting)	18939	Bracket (folding top main pivot)	53118-9
Bracket (auxiliary seat back hinge)	63008-9	Bracket (folding top No. 3 bow)	53144-5
Bracket (back-up lamp switch mounting)	15517	Bracket (folding top No. 5 bow pivot)	53160-1
Bracket (back window) lower stop	42325	Bracket (frame to body) inner	5439-40
Bracket (back window housing anchor)	42300	Bracket (frame to body) outer	5088
Bracket (back window housing mounting)	42306	Bracket (frame to body) outer	5-5143
Bracket (back window outside side moulding anchor)	42476-7	Bracket (frame to body) outer	5-5170-1
Bracket (back window regulator equalizer arm guide)	40833	Bracket (frame to body) rear	5078
		Bracket (frame to body center) No. 4	5-5156
		Bracket (frame to body front) outer	5075-6
		Bracket (frame to body inner) No. 5	5-5145
		Bracket (frame to body outer) No. 3	5143
		Bracket (frame to body outer) No. 5	5-5196
		Bracket (front door inside handle escutcheon)	22662-3
		Bracket (front door vent window)	21498-9
		Bracket (front door ventilator window) lower pivot	22954-5
		Bracket (front door ventilator window) upper pivot	21464

Alphabetical Index - Continued

Part Name	Group Number	Part Name	Group Number
Bracket (front door ventilator window glass run lower inner)	22912	Bracket (power steering pump support to exhaust manifold)	3562
Bracket (front door window glass run) lower	21728	Bracket (quarter panel to wheelhouse)	29298-9
Bracket (front door window stop) lower	21760	Bracket (quarter panel wheel opening cover) front	28000-1
Bracket (front fender opening brace)	16216	Bracket (quarter panel wheel opening cover) rear	28002-3
Bracket (front fender to dash)	16144-5	Bracket (quarter panel wheel opening cover) upper	28020
Bracket (front fender to pillar mounting)	16022-3	Bracket (quarter panel wheel opening cover rear on cover)	28048
Bracket (front license plate mounting)	17736	Bracket (quarter trim) upper rear to arm rest panel	31158-9
Bracket (front seat regulator to frame)	60436	Bracket (quarter trim water shield to wheelhouse support)	31800
Bracket (front shock absorber mounting)	18186	Bracket (quarter upper panel to rear corner pillar upper) reinforcement	29346-7
Bracket (front wheel brake hose)	2082	Bracket (quarter window stop mounting)	30560
Bracket (fuel tank rear support)	9046	Bracket (radiator grille frame mounting) upper	12864
Bracket (fuel tank support)	9068	Bracket (radiator grille mounting) inner	8634-5
Bracket (fuse panel mounting)	14799	Bracket (radiator grille mounting) outer	8422-3
Bracket (generator front)	10156	Bracket (radiator outer grille mounting) inner	8-8634
Bracket (generator rear)	10151	Bracket (radiator outer grille mounting) outer	8A153-4
Bracket (headlamp adjusting nut)	13021	Bracket (radiator splash shield to front bumper impact bar)	8-8308
Bracket (headlamp case lower mounting)	12914-5	Bracket (radiator splash shield to front bumper outer) lower	12870-1
Bracket (heater blower door motor mounting)	12533	Bracket (radio rear seat speaker)	18858
Bracket (heater temperature regulator control motor mounting)	12523	Bracket (rear axle bumper)	4731
Bracket (heater temperature regulator control mounting)	18A378	Bracket (rear bumper inner arm mounting)	17A805-6
Bracket (heater water control valve mounting)	18A635	Bracket (rear door lock control rear bellcrank pivot)	26484-5
Bracket (heater water outlet tube)	18678	Bracket (rear door ventilator window) lower pivot	26892
Bracket (hood lock to dash mounting)	16726	Bracket (rear door ventilator window glass run) lower inner	25694
Bracket (horn mounting)	13828-31	Bracket (rear door window) guide to hinge reinforcement	26330-1
Bracket (horn mounting) R. H. (high pitch)	13828	Bracket (rear door window rear guide adjusting) lower	25442
Bracket (ignition cable mounting)	12111-2	Bracket (rear door window stop)	27072
Bracket (instrument panel control opening cover mounting)	04526-8	Bracket (rear lamp mounting)	13175
Bracket (instrument panel to pillar)	04366-7	Bracket (rear license lamp)	13423
Bracket (luggage compartment door hinge to wheelhouse)	42738-9	Bracket (rear license plate)	13401
Bracket (luggage compartment door hinge to wheelhouse) lower	42744-5	Bracket (rear license plate) side	13596
Bracket (multiple lubricator pump mounting)	19537	Bracket (rear license plate) top	13597
Bracket (package tray emblem ornament mounting)	46710	Bracket (rear shock absorber)	18A004-5
Bracket (package tray strainer to wheelhouse)	46608-9	Bracket (rear shock absorber) upper	18169
Bracket (parking brake cable)	2153	Bracket (rear spring) front	5775
Bracket (parking brake cable rear)	2530-1		
Bracket (parking brake equalizer)	2631		
Bracket (parking brake signal lamp)	15853		
Bracket (parking lamp mounting)	13256		
Bracket (power steering cylinder mounting)	3A531		
Bracket (power steering hose insulator)	3A611		
Bracket (power steering pump adjusting)	3A732		

Alphabetical Index - Continued

Part Name	Group Number	Part Name	Group Number
Bracket (rear spring bumper)	5771	Bracket or stiffener (valve rocker arm support & oil outlet tube)	6575
Bracket (roof dome lamp mounting)	51496	Brake cylinder & tube seat (rear)	2135
Bracket (roof front vent air duct scoop mounting)	50738	Brake lining kit	2007
		Brake lining rear kit	2222
Bracket (roof interior rear lamp mounting)	51616	Brake shoe & lining kit	2001
Bracket (roof side rear outer rail to wheelhouse) lower	51670-1	Brake shoe & lining rear kit	2200
Bracket (roof side rear outer rail to wheelhouse) upper	51668-9	Brake spring front & rear - repair kit	2A225
		Brush (horn blowing ring)	3-3788
		Brush (starter)	11055
Bracket (roof trim side panel to quarter window regulator panel)	50575	Brush (starter ground)	11056
Bracket (running lamp mounting)	13322	Brush - holder & bracket (alternator)	10051
Bracket (seat regulator motor relay mounting)	14A704	Brush & insulator (horn blowing ring contact)	3788
Bracket (spare wheel mounting)	47076	Bulb	13465-6
Bracket (speed warning control)	15907	Bulb (electric heat indicator)	10884
Bracket (speed warning indicator bulb mounting)	15906	Bulb (radio pilot light)	18843
Bracket spotlight kit	15314-5	Bulb (roadlamp)	15220
Bracket (stabilizer to frame)	5486	Bulb (spotlight)	15330
Bracket (steering column)	3678	Bulbs	13730
Bracket (steering idler arm mounting)	3351	Bulbs (headlamp)	13007
Bracket (stone deflector to radiator air side)	17192-3	Bumper (auxiliary seat back floor panel)	605A18
Bracket (suspension arm & shock mounting) upper	5022	Bumper (auxiliary seat back floor pivot arm)	60933
Bracket (tailgate counter balance torque bar roller bearing)	40728-9	Bumper (auxiliary seat back floor stop)	60922
		Bumper (brake booster control valve)	2-2298
		Bumper (brake booster master cylinder plunger)	2-2300
Bracket (tailgate hinge cover stop mounting)	44262	Bumper (door lock remote control rod lever)	26608
Bracket (top lift control switch mounting)	15676	Bumper (front door) upper	23030
Bracket (transmission control cable)	7-7099	Bumper (front door glass run hinge upper side)	21774-5
Bracket (transmission control selector push)	7981	Bumper (front door hinge)	23567
Bracket (transmission extension mounting)	7085	Bumper (front seat back ash receptacle retainer cover)	62893
Bracket (transmission oil cooler tube)	7B147	Bumper (front suspension lower arm)	3019-20
Bracket (transmission overdrive control)	7A215	Bumper (front suspension rebound)	3025
Bracket (transmission reverse & park inhibitor switch)	7-7965	Bumper (hood lock cam)	16993
Bracket (vent air control lever mounting)	01816-7	Bumper (hood to cowl top)	16769
Bracket (vent air valve damper control motor)	01804-5	Bumper (hood to fender)	16758
Bracket (vent air valve damper control wire)	01822-3	Bumper (lift gate to rear corner pillar)	40434
Bracket (window regulator equalizer arm)	23230	Bumper (luggage compartment door opening)	16769
Bracket (windshield defroster control cable)	19416	Bumper (panel ash receptacle)	04870
Bracket (windshield washer reservoir)	17614	Bumper (pedal)	7583
Bracket (wiring harness mounting)	14A004		
Bracket & cable (transmission control selector)	7284	Bumper (power steering control valve spool stop)	3B732
Bracket & end plate (brake booster)	2A017	Bumper (quarter window stop) lower	29986
Bracket & hinge (quarter window on body)	29976-7	Bumper (quarter window stop) upper	29994
Bracket & lever (clutch release equalizer frame)	7490	Bumper (radiator grille frame to splash shield)	8-8673
Bracket & wiring (vanity mirror lamp)	18233		

Alphabetical Index - Continued

Part Name	Group Number	Part Name	Group Number
Bumper (rear axle)	4003	Bushing (front suspension upper arm inner shaft)	3068
Bumper (rear axle)	4730	Bushing (front suspension upper arm inner shaft) rear	3087
Bumper (rear axle drive pinion)	4208	Bushing (fuel & vacuum pump rocker arm)	9389
Bumper (rear door) at belt	27224-5	Bushing (generator armature)	10104
Bumper (rear license plate support)	13398	Bushing (power steering control valve sleeve end)	3A518
Bumper (rear seat back)	62430		
Bumper (rear seat back floor)	63038	Bushing (power steering control valve spool cap end)	3A519
		Bushing (power steering control valve spool cap end)	3-3706
Bumper (rear spring)	5847		
Bumper (roof hold down clamp lever)	50524	Bushing (power steering control valve spool sleeve end)	3-3709
Bumper (seat back)	61333	Bushing (power steering cylinder mounting)	3-3644
Bumper (steering connecting link ball stud seat)	3-3327	Bushing (power steering cylinder piston rod)	3-3738
Bumper (tailgate panel)	16754	Bushing (rear door ventilator) lower pivot	26938
Bumper (tailgate support)	44482	Bushing (rear shock absorber)	18017
Bumper assembly (auxiliary seat back floor) pivot arm) left	60931	Bushing (rear spring)	5719
		Bushing (rear spring)	5781
Bumper assembly (rear seat cushion panel)	60578	Bushing (rear spring shackle) upper	5-5782
Bumper assembly (rear spring)	5-5712		
Bus bar (window regulator control switch)	14513	Bushing (rear suspension shackle)	5-5795
Bushing (alternator insulator)	10202	Bushing (shock absorber mounting)	18A007
Bushing (antenna drive control)	12536	Bushing (stabilizer bar to frame)	5484
		Bushing (starter field terminal)	11107
Bushing (brake booster lower)	2A150		
Bushing (brake master cylinder operating lever)	2-2515	Bushing (steering gear sector shaft cover)	3-3804
Bushing (brake master cylinder push rod)	2474	Bushing (steering idler arm)	3356-8
Bushing (brake pedal hub)	2461	Bushing (transmission control selector push button carrier)	7899
Bushing (brake pedal lever)	2-2521	Bushing (transmission control selector push button carrier park slide)	7249
Bushing (camshaft fuel pump drive eccentric)	6281	Bushing (transmission extension)	7A034
Bushing (carburetor secondary throttle diaphragm lever)	9B508	Bushing (transmission gear shift arm insulator)	7343
Bushing (carburetor throttle synchronizer rod end)	9768	Button (auxiliary floor No. 7 body bolt hole plug)	11235
Bushing (clutch lever shaft tube)	7A578	Button (floor pan No. 8 body bolt hole plug)	11574-5
Bushing (clutch pedal shaft)	7508	Button (front door window frame bolt access hole plug)	22286
Bushing (connecting rod)	6207	Button (front door window frame bolt access lower plug)	22285
Bushing (distributor base)	12120	Button (front seat back & dash panel ash receptacle)	62895
Bushing (distributor primary terminal)	12233		
		Button (parking brake release)	2-2611
Bushing (door hinge)	22841	Button (power lubrication strap)	19601
Bushing (folding top control link to side rail)	50474	Button (rear door outside handle)	26602-3
Bushing (folding top main control rear)	50487	Button (rear door window) rear guide	26894-5
Bushing (folding top No. 2 bow rear link to side rail)	50493	Button (rear door window frame bolt access upper plug)	25822
Bushing (folding top power link to side rail)	50472		
Bushing (folding top rear side rail)	50473		
Bushing (front door ventilator window) lower pivot	22960		
Bushing (front seat regulator to regulator support)	60864		
Bushing (front suspension lower arm mounting bolt)	3069		

Alphabetical Index - Continued

Part Name	Group Number	Part Name	Group Number
Button (running lamp)	13184	Cap (center body pillar finish)	24442-3
Button (transmission control selector keyboard push)	7-7073	Cap (center body pillar finish)	24452-3
Button guide (front door handle) outside	22454	Cap (crankcase breather)	6767
		Cap (front hub grease)	1131
Button & guide (rear door outside handle)	26410-1		
Button & lock cylinder (front door outside handle) with keys	22408	Cap (fuel tank filler)	9030
		Cap (oil filler)	6766
		Cap (power steering control valve spool spring)	3-3705
		Cap (power steering oil reservoir filler)	3A006
		Cap (radiator)	8100
		Cap (roof front vent air duct scoop)	50716-7
		Cap (roof headlining support)	52126
		Cap (steering wheel hub)	3623
		Cap (wheel hub)	1130
		Cap (windshield wiper selector valve)	12813
		Cap & adjuster (steering gear housing)	3589
		Carburetor accelerator pump cover assembly kit	9528
		Carburetor choke, piston, link & pin kit	9A796
		Carburetor dashpot kit	9-9500
		Carburetor gasket kit	9502
		Carburetor high leverage float kit	9550
		Carburetor main well - repair kit	9B526
		Carburetor - repair kit	9590
		Carburetor tune-up kit	9A586
		Carburetor assembly carburetor	9510
		Carrier (rear axle differential)	4017
		Carrier (transmission control selector push button-park slide)	7-7075
		Case (a/cond. evaporator)	19A795
		Case (a/cond. evaporator & heater)	19897
		Case (front seat back ash receptacle)	62867
		Case (headlamp) lower	12902-3
		Case (headlamp) upper	12904-5
		Case (heater core)	18A542
		Case (rear axle differential gear)	4204-5
		Case (speedometer)	17302
		Case (transmission)	7005-6
		Catch (glove compartment door lock)	06064
		Catch (spare tire well cover hold down)	45844
		Chain (fuel tank filler cap retainer)	9133
		Chain (speed warning control)	15908
		Chain (timing)	6268
		Chain (tire well panel check)	45836
		Chamber (a/cond. & heater)	19740
		Chamber (heater plenum)	18471
		Channel (back window glass)	40714
		Channel (front door glass) guide arm roller	21512
		Channel (front door window glass)	21458-9

Alphabetical Index - Continued

Part Name	Group Number	Part Name	Group Number
Channel (quarter window) lower	29958-9	Clamp (muffler outlet pipe rear)	5260
Channel (quarter window) upper	29962-3	Clamp (parking brake cable)	2596
Channel (quarter window front guide)	29820	Clamp (power brake hose)	18572
Channel (quarter window glass)	29900-1	Clamp (power steering control valve ball stud sleeve)	3-3739
Channel (quarter window sliding glass)	29902		
Channel (rear door window glass) lower	26228-9	Clamp (power steering gear hydraulic control)	3A728
		Clamp (power steering return line)	2344
Channel & arm (rear door window glass)	26538-9	Clamp (radiator hose)	8287
Chassis (audio)	19061	Clamp (radio antenna ground)	18987
Check (front door)	23552	Clamp (radio antenna hose)	18954
Check (rear door)	27200		
Circuit breaker	14526	Clamp (rear spring)	5724
		Clamp (roof hold down)	50508
Clamp (a/cond. & heater air inlet duct sleeve)	18753	Clamp (spare wheel hold down rear)	1499
Clamp (a/cond. evaporator expansion valve bulb)	19A634	Clamp (speedometer cable to transmission)	17266
Clamp (air return duct)	19306	Clamp (spindle connecting)	3287
Clamp (automatic throttle control lever)	19714		
Clamp (back window water by-pass hose)	8556	Clamp (stabilizer bar to lower arm)	5476
		Clamp (stabilizer bar to suspension lower arm) inner	5-5491
Clamp (battery hold down)	10A686	Clamp (steering column bracket)	3A543
Clamp (battery hold down)	10718	Clamp (steering gear ball return guide)	3544
Clamp (brake booster hose)	2344		
Clamp (brake reservoir outlet hose to booster)	2-2252	Clamp (transmission oil filler tube)	7A229
Clamp (carburetor air cleaner air duct)	01884	Clamp (transmission overdrive governor cover)	6942
		Clamp (water by-pass hose)	8556
Clamp (carburetor air cleaner air duct)	9-9674	Clevis (parking brake cable equalizer)	2289
Clamp (carburetor air vent push rod)	9565	Clevis (transmission manual shift rod)	7354
Clamp (carburetor float)	9010		
Clamp (carburetor secondary venturi fuel supply tube)	9633	Clip (alternator rotor)	10008
		Clip (auxiliary seat back prop)	60955
Clamp (carburetor thermostatic choke housing)	9842	Clip (brake pipe to rear axle)	2244
Clamp (cowl top inner panel drain tube)	02270	Clip (brake push rod to operating lever)	2528
Clamp (distributor)	12270		
Clamp (distributor terminal housing)	12144	Clip (carburetor pump operating rod to throttle shaft)	9565
		Clip (center body pillar windlace) retainer	24518
Clamp (distributor to spark plug wiring mounting bracket)	12361	Clip (cigar lighter)	04618
Clamp (engine rear support & parking brake lever bracket)	5103	Clip (electrical wiring & tubing)	15108
Clamp (fuel tank filler)	8287		
		Clip (folding top compartment front)	54604
Clamp (fuel tank vent pipe hose)	2344	Clip (front door arm rest)	24146
Clamp (fuel tank vent pipe hose)	9171	Clip (front door lock actuating rod)	21954-5
Clamp (fuel tube hose)	9-9334	Clip (front door lock rod)	21952
Clamp (hard brake cable opening cover in dash)	01642	Clip (front fender side moulding retaining)	16266
Clamp (heater air duct retainer)	14923		
		Clip (front seat back moulding retainer)	60804
Clamp (heater air duct retainer)	14924	Clip (fuel line to dash)	9296
Clamp (hot water heater hose)	18572	Clip (heater door)	18726
Clamp (intake manifold to cylinder head)	9446	Clip (heater regulator control wire)	18A347
Clamp (muffler inlet crossover pipe)	5-5380	Clip (instrument cluster bezel)	10905
Clamp (muffler inlet pipe)	5270		
		Clip (instrument panel lower moulding)	04879
Clamp (muffler outlet pipe) front	5265	Clip (instrument panel pad retaining upper moulding)	04439
Clamp (muffler outlet pipe lower)	5B204		

Alphabetical Index - Continued

Part Name	Group Number	Part Name	Group Number
Clip (intake manifold to brake booster tube)	2-2343	Compressor (a/cond.)	19703
Clip (jack hold down spring retaining)	12850	Compressor clutch kit	2901
Clip (license lamp leveling rod)	40367	Compressor gasket - repair kit	19671
Clip (luggage compartment side lining board) retaining	45128	Compressor oil sight glass - repair kit	19675
		Compressor shaft seal replacement - repair kit	19670
Clip (package tray trim panel retaining)	46705	Compressor suction screen - repair kit	19672
Clip (parking brake cable rear)	2505	Compressor valve plate replacement - repair kit	19673
Clip (parking brake cable spring lock)	2814	Condenser (distributor)	12300
Clip (radiator grille opening panel upper moulding)	8-8146	Condenser (radio voltage regulator)	18832
		Cone (rear axle differential bearing)	4221
Clip (rear door lock control link) retaining	26458-9	Cone (rear axle drive pinion rear bearing)	4630
Clip (rear door window center guide retainer)	26540	Cone & roller (front wheel bearing)	1201
Clip (rod end clevis) L. H.	9826	Cone & roller (front wheel bearing)	1216
Clip (rod end clevis) R. H.	9825	Cone & roller (rear axle driving pinion) front	4621
Clip (roof front vent air register baffle control link)	50707	Connection (heater blower duct to air valve)	18584
Clip (roof headliner retaining)	51026	Connection (water by-pass)	8597
Clip (roof headlining side retaining strip)	51054	Connection (water outlet)	8592
Clip (speedometer cable)	17264	Connector (a/cond. blower to evaporator)	19A584
		Connector (air duct ventilator)	01878
Clip (transmission control park lever cable)	7-7734	Connector (blower to package tray)	19956
Clip (transmission control selector push button cable)	7881	Connector (brake booster manifold hose to manifold)	2-2396
Clip (transmission oil pan screen retaining)	7A097	Connector (defroster)	18705
Clip (visor arm)	04131	Connector (evaporator to package tray)	19994
Clip (window & seat regulator switch retaining)	14559	Connector (heater blower to air duct)	18489
Clip (window regulator housing retainer)	14570	Connector (heater plenum chamber to defroster nozzle)	18A655
Clip (windshield side moulding) retaining	03254	Connector (parking brake cable)	2-2614
Clip (windshield weatherstrip retaining)	03112	Connector (vacuum pump to intake manifold tube)	17491
Clip (wiring luggage compartment lamp to door)	14197		
		Connector (windshield washer hose venting)	12739
Clock (electric wind)	15000	Connector (windshield washer vacuum hose)	17598
Clutch (a/cond. compressor)	2880	Connector (wiring)	14455
Clutch (a/cond. compressor)	2884	Connector & collar (a/cond. air return duct)	19119
Clutch (converter stator)	7940	Contact (antenna ground)	19254
Clutch (fan)	8A616		
		Contact (power lubrication indicator)	19596
Clutch (transmission planetary)	7A089	Control (air)	01890-1
Coil (alternator rotor)	10009	Control (a/cond. vacuum)	19980
Coil (generator field) complete	10175	Control (automatic throttle)	19721
Coil (ignition)	12029		
Coil (starting motor field)	11083-90	Control (heater air)	18552
		Control (heater operating)	18549
Collar (brake booster push rod)	2440	Control (heater regulator)	18561
Collar (distributor shaft)	12195	Control (parking brake)	2780
Collar (quarter panel fuel filler opening)	28626	Control (rear door lock remote)	26404-5
Collar (quarter panel fuel filler opening)	28635		
Compartment (glove)	06010	Control (seat regulator)	14776
		Control (tailgate lock release)	43170
Compass kit	18358		
Compensator (carburetor hot idle)	9B532		

Alphabetical Index - Continued

Part Name	Group Number	Part Name	Group Number
Control (transmission main)	7A100	Cover (carburetor dust)	9-9697
Control (transmission overdrive)	7A650	Cover (carburetor economizer valve)	9930
Control (windshield wiper)	17470	Cover (carburetor secondary throttle diaphragm)	9507
Control assembly (carburetor choke thermostatic)	9850	Cover (carburetor secondary throttle diaphragm housing)	9508
Control cable (defroster)	18548	Cover (carburetor vacuum piston)	9928
Control cable (heater temperature)	18518		
Control valve ball & drag link ball stud - repair kit	3A533	Cover (converter)	7950
Control valve orifice kit	3610	Cover (converter housing)	7985-6
Converter stator & impeller thrust washer rear kit	7937	Cover (converter housing lower access)	7-7979
		Cover (converter housing lower access)	7980
Converter assembly (transmission)	7902	Cover (cowl ventilator air heater inlet opening)	02108
Coordinator (windshield washer)	17601		
Core (a/cond. condenser)	19712	Cover (crankcase ventilation)	6869
Core (a/cond. evaporator)	19860	Cover (cross link dust)	3333
		Cover (cylinder front)	6059
Core (heater)	18476	Cover (dash panel heater opening)	01846
Core (odometer)	17010		
Core (speedometer & tachometer)	17262	Cover (flywheel housing)	6366
Core (transmission inhibitor drive)	15876	Cover (front bumper impact bar bolt)	17860
Countershaft (transmission)	7111	Cover (front door glass to outside panel finish)	20336-7
		Cover (front door lower glass run access hole)	21592
Coupling (front seat adjuster motor to shaft)	60487	Cover (front door window regulator handle opening)	22626
Coupling (front seat adjusting screw & seat regulator drive)	60408		
Coupling (regulator drive) windows & seats	23440	Cover (front seat adjuster regulator housing)	60481
Coupling (seat regulator motor)	23279	Cover (front suspension lower arm ball joint dust)	3-3068
		Cover (front suspension upper arm ball joint dust)	3-3055
Coupling (windshield washer hose)	17A601		
Cover (a/cond. air outlet hose)	12621	Cover (fuel filter)	9-9162
Cover (a/cond. evaporator temperature control thermostat)	18694	Cover (fuel gage access hole)	11290
Cover (back belt moulding joint)	40240	Cover (fuel pump diaphragm pulsator)	9-9379
		Cover (glove compartment door access)	06126
Cover (back window garnish moulding center joint)	42490	Cover (hand brake cable opening in dash)	01641
Cover (back window garnish moulding corner joint)	42458-9		
Cover (back window garnish moulding upper)	42316	Cover (headlamp dimmer switch)	13535
Cover (back window glass run corner joint)	40758	Cover (heater temperature regulator control opening cover)	18A465
Cover (back window housing)	42094	Cover (heater temperature regulator valve)	19669
		Cover (instrument cluster heater blower switch opening)	18607
Cover (back window outside moulding joint)	42432-3		
Cover (back window outside moulding joint)	42436	Cover (instrument cluster heater blower switch opening)	10874
Cover (back window regulator handle access hole)	40803	Cover (instrument cluster opening)	10861
Cover (body bolt access hole)	11366-7	Cover (instrument cluster power booster dial opening)	11531
Cover (brake adjusting hole)	2092		
		Cover (instrument cluster power booster fan indicator opening)	11532
Cover (brake booster air cleaner)	2-2382	Cover (instrument panel clock opening)	04428
Cover (brake booster check valve)	2-2370	Cover (instrument panel heater control opening)	04496
Cover (brake master cylinder plunger)	2-2294		
Cover (brake master cylinder reservoir)	2-2166	Cover (instrument panel heater control opening)	04507
		Cover (instrument panel radio control knob hole)	04530
Cover (carburetor accelerator pump)	9528		
Cover (carburetor air cleaner)	9661		

Alphabetical Index - Continued

Part Name	Group Number	Part Name	Group Number
Cover (instrument panel radio opening)	04371	Cover (tailgate lock keyhole)	40803
Cover (instrument panel vent air control opening)	04515	Cover (thermostatic choke heat supply)	9A705
Cover (lift gate lock access)	43132	Cover (transmission band adjustment access hole)	12128-9
Cover (lift gate lock cylinder key hole)	43446	Cover (transmission control selector push button opening)	2302
Cover (luggage compartment door lock cylinder key hole)	43516	Cover (transmission control selector push button opening)	7-7081
Cover (luggage compartment door lock keyhole)	43514		
Cover (luggage compartment floor)	45455	Cover (transmission governor inspection)	7-7138
Cover (luggage compartment floor) right side	45474	Cover (transmission governor valve body)	7A301
Cover (luggage compartment fuel filler house)	45489	Cover (transmission oil pressure regulator body)	7-7452
Cover (moulding roof side inner) rear	61144-5	Cover (transmission rear oil pump)	7-7860
Cover (oil filter)	6737	Cover (upper back panel moulding joint)	40542-3
Cover (oil pump)	6616	Cover (valve push rod)	6519
Cover (power steering control valve dust)	3A729	Cover (valve rocker arm)	6582
Cover (power steering oil reservoir)	3A582	Cover (vent air inlet duct blower opening)	01449
Cover (power steering pump housing)	3A698	Cover (water pump)	8508
Cover (quarter stationary window garnish moulding joint) upper rear	29326-7	Cover (window control switch opening)	14503
Cover (quarter trim panel joint)	31050	Cover (windshield garnish lower moulding joint)	03086
Cover (quarter window weatherstrip retainer joint)	30276	Cover (windshield outside belt moulding joint)	03094
Cover (radiator grille opening)	8-8114-5	Cover (windshield outside top moulding retainer)	03176
		Cover (windshield washer jar)	17616
Cover (radiator grille opening panel lower moulding joint)	8-8307	Cover & installation (evaporator)	19826
Cover (radiator grille opening panel moulding joint)	8-8216	Cover & plugs (carburetor main body)	9984
Cover (radio antenna actuator housing)	19094	Cover & pump assembly (windshield washer)	17616
		Cover & spring (carburetor thermostatic choke)	9848
		Cover & spring kit (front door lock cylinder)	21942-3
Cover (rear axle carrier)	4192	Cover & tube (brake booster air cleaner)	2A018
Cover (rear door hinge access) on door	26388	Crankshaft	6303
Cover (robe cord end)	62806	Crossmember (frame) front	5019
Cover (roof drip finish moulding front corner joint)	51792	Crossmember (frame) No. 3	5027
		Crossmember (frame) No. 4	5029
Cover (roof drip moulding front corner joint)	51762	Crossmember (frame) rear	5035
Cover (roof side inner moulding joint)	51744-5	Crossmember (frame) rear	5066
Cover (roof side inner rear rail access hole)	51164	Cup (brake master cylinder primary)	2173
Cover (roof side rail weatherstrip striker trigger)	51662	Cup (brake shoe hold down)	2066
		Cup (carburetor pump piston)	9572
Cover (seat regulator control gear & positioning switch dust)	14752	Cup (front suspension compression bumper mounting)	3-3004
Cover (spare tire)	1465	Cup (front wheel bearing)	1202
Cover (speedometer)	17259	Cup (front wheel bearing)	1217
Cover (started pinion)	6677	Cup (generator oil)	10141
Cover (steering column opening)	3A673	Cup (horn blowing ring contact)	13A815
Cover (steering gear housing)	3583	Cup (rear axle differential bearing)	4222
Cover (stowage well floor panel lock key hole)	11680	Cup (rear axle driving pinion) rear	4628
Cover (tailgate counter balance torque bar opening)	43015	Cup (rear axle driving pinion front bearing)	4616
Cover (tailgate lock access)	43114	Cup (rear spring front insulator)	5-5772-3
		Cup (steering gear worm bearing)	3553

Alphabetical Index - Continued

Part Name	Group Number	Part Name	Group Number
Cup (steering gear worm thrust bearing)	3552	Dial (fuel level indicator)	9306
Cup (wheel brake cylinder piston)	2201-2	Dial (power booster indicator)	11529
Curb signal accessory kit	19246	Dial (seat regulator control)	14751
Cylinder (brake)	2061-2	Dial (speedometer) miles	17265
Cylinder (brake master)	2A032	Dial (speed warning control)	15903
Cylinder front cover gasket kit	6059	Dial (temperature indicator)	10971
Cylinder (front door lock) with keys	21984-5	Dial (transmission control selector)	7A213
Cylinder (front wheel brake)	2190-1	Diaphragm (brake booster vacuum poppet compensator)	2-2296
Cylinder (ignition lock)	11582	Diaphragm (brake booster vacuum poppet compensator)	2-2440
Cylinder (lift gate) with keys	43431	Diaphragm (carburetor accelerator pump)	9B559
Cylinder (luggage compartment door with keys)	43505	Diaphragm (carburetor secondary throttle)	9503
Cylinder (power lubrication vacuum)	19538	Diaphragm (distributor)	12370
Cylinder (steering gear power)	3A540	Diaphragm (fuel pump)	9398
Cylinder (tailgate lock with keys) manual	43815	Diaphragm (fuel pump pulsator)	9A358
Cylinder (transmission front clutch)	7A360	Diaphragm (oil filter)	6751
		Diaphragm (vacuum pump)	9398
D		Diaphragm plates & stop	2-2356
Damper (crankshaft vibration)	6316	Differential pinion shaft kit	4215
Dashpot carburetor	9B549	Differential side gear kit	4236
Dashpot & bracket carburetor	9-9500	Differential & carrier (rear axle)	4200
Decal (fuse block instruction)	04683	Disc (clutch)	7550
Decal (station wagon) front & rear door, fender & quarter	20748	Disc (radio tone control)	18830
Deflector (back window glass channel) water	42114-5	Disc (seat regulator control pointer)	14758
Deflector (dash panel sound)	01474	Disc & hub (a/cond. clutch)	2909
Deflector (driving pinion oil seal dust)	4859	Disposable type oil filter adaptor kit	6882
Deflector (front bumper stone)	17620-1	Distributor (less terminal housing & rotor)	12127
Deflector (front bumper stone)	17A878	Distributor (transmission clutch & governor oil)	7-7881
Deflector (front fender stone)	17776-7	Distributor - repair kit	12000
Deflector (front floor pan side) sound	11132-3	Distributor & wiring kit	12127
Deflector (muffler heat)	5-5294	Diverter (water inlet)	8526-7
Deflector (radiator air side with weatherstrip)	8A211	Division bar & retainer (rear door ventilator window)	26902-3
Deflector (rear bumper stone)	17808	Dome lamp (located in lamp body)	13752
Deflector (rear bumper stone)	17814	Door (a/cond. air outlet)	12680
Deflector (rear bumper stone)	17836	Door (courtesy lamp)	13728
Deflector (rear bumper stone) outer R. H. & L. H.	17788	Door (front fender headlamp)	13052
Deflector (rear corner pillar water)	410A08	Door (front) less hinges	20124-5
Deflector (steering column opening cover plate)	01424-5	Door (glove compartment)	06024
Deflector (stone-frame to rocker panel)	17A752	Door (headlamp)	13064
Deflector (thermostatic choke control) air intake	9492	Door (luggage compartment)	40110
Dehydrator & receiver tank (a/cond.)	19959	Door (parking lamp)	13210
		Door (rear) less hinges	24630-1
		Door (rear lamp)	13448

Alphabetical Index - Continued

Part Name	Group Number
Door (rear lamp)	13502
Door (rear lamp) inner	13443
Door (rear license plate lamp)	13566
Dovetail (rear door window)	24856-7
Dowel (cylinder block to flywheel housing)	6397
Dowel (cylinder head to cylinder block)	6A008
Dowel (folding top No. 1 bow)	03458
Dowel (hood lock)	16929
Drain cock	8115
Drive (quarter window & rear door regulator)	30305
Drive (radio antenna actuator)	19105
Drive (speedometer angle)	17279
Drive (starter motor)	11350
Drive (window regulator) rear doors or quarters	23394-5
Drive shaft	4602
Drum (rear wheel brake)	1126
Drum & sun gear (transmission front brake)	7A626
Dual exhaust system kit	5210
Duct (a/cond. evaporator to instrument panel)	19B680
Duct (carburetor air cleaner air)	9A677
Duct (converter air)	7990
Duct (heater inlet)	18457
Duct (outside air intake scoop)	19890-1
Duct (package tray)	19926-7
Duct (plenum chamber to connector)	18713
Duct (roof front vent air)	50734-5
Duct (roof side)	19900-1
Duct (ventilator air inlet)	01902
Duct (ventilator air outlet)	01934
Duct & control (a/cond. spot-cooler)	19A652
Duct & control (roof front vent air)	50702-3
Duct & valve (carburetor air cleaner air)	9A626

E

Eccentric (camshaft fuel pump drive)	6287
Economizer carburetor	9A565
Elbow (folding top inverted flared tube)	50696
Elbow (hot water heater return)	18599
Elbow (thermostatic choke control tube)	9877
Elbow (thermostatic choke control tube)	9884
Electric wire terminal kit	14294
Electro-magnet & housing (automatic throttle control)	19678
Element (carburetor air cleaner)	9601
Element (cigar lighter)	15054

Part Name	Group Number
Element (oil filler cap filtering)	6768
Element (fuel filter)	9365
Element (oil filter)	6744
Element (power steering oil reservoir filter)	3-3538
Emblem (package tray-luggage compartment door & panel upper back ornament)	42532
End (carburetor throttle synchronizer rod)	9767
End assembly (spindle connecting rod)	3289-90
Engine compartment lamp accessory kit	18375
Engine (cylinder block & crankshaft)	6009
Engine gasket lower kit	6675
Engine overhaul gasket kit	6008
Engine overhaul gasket lower kit	6013
Engine overhaul gasket upper kit	6014
Equalizer (parking brake cable)	2A602
Equalizer assembly (parking brake)	2768
Escutcheon (door lock control knob)	21808
Escutcheon (door lock control knob)	21960
Escutcheon (front door inside handle)	22620
Escutcheon (front door inside handle) inner	22630
Escutcheon (glove compartment door lock)	06095
Escutcheon (inside handle)	22618
Escutcheon (rear seat back stop loop)	61307
Expander ring (brake booster)	2A019
Extension (antenna motor drive)	14866
Extension (back belt moulding)	41402-3
Extension (back belt moulding) front	41408-9
Extension (body rocker panel upper moulding)	10180-1
Extension (center body outer front pillar)	24580-1
Extension (center body pillar finish cap)	24504-5
Extension (front fender front)	16284-5
Extension (headlamp lower case)	12906-7
Extension (headlamp upper case)	12908-9
Extension (lift gate lock cylinder)	43436
Extension (muffler inlet pipe)	5A212-3
Extension (muffler outlet pipe)	5202-3
Extension (muffler outlet pipe)	5263
Extension (quarter panel) rear	28058-9
Extension (quarter panel lockside upper)	28510-1
Extension (quarter panel rear) upper	28072-3
Extension (quarter panel upper to belt rail)	28168-9
Extension (quarter panel upper to rear corner pillar lower reinforcement)	28206-7
Extension (quarter pillar upper inner to belt rail)	28308-9
Extension (quarter window garnish upper front moulding)	29116-7
Extension (quarter window guide brace)	30416
Extension (quarter window guide brace)	30417

Alphabetical Index - Continued

Part Name	Group Number	Part Name	Group Number
Extension (quarter window rear glass run bracket)	29644-5	Filler (quarter window outside front moulding) lower	29888-9
Extension (quarter window regulator panel to quarter window guide)	30598	Filler (rear corner pillar outside rear moulding)	41892-3
Extension (rear bumper impact bar end)	17A894-5	Filler (rear floor to quarter panel)	11228-9
Extension (rear door) outside belt moulding	25490-1	Filler (roof front vent air inlet register to header)	50744
Extension (rear door) upper rear	24738-9	Filler (windshield outside belt moulding)	03172-3
Extension (rear floor cross sill to inner quarter panel)	10796-7	Filter (a/cond. evaporator)	19865
Extension (rear floor pan to quarter panel)	11239	Filter (fuel)	9155
Extension (rear floor pan to quarter panel)	11250	Filter (power steering oil reservoir)	3837
Extension (rear wheel opening front moulding)	28654	Filter assembly a/cond. expansion valve kit	19B698
Extension (roof drip side finish moulding) rear	51862-3	Fitting (axle brake line & tube)	2074
Extension (roof drip side moulding) front	51858-9	Fitting (brake master cylinder outlet)	2076
Extension (roof side inner front rail)	51316-7	Fitting (brake master cylinder reservoir)	2-2157
Extension (roof side inner rail to back window header inner rail)	51116-7	Fitting (power steering pump valve outlet)	3-3614
Extension (roof side inner rear rail)	51200-1	Flange (a/cond. air inlet duct to dash panel)	18759
Extension (roof side outer rail to back window header outer rail)	51114-5	Flange (steering column tube)	3511
Extension (steering column tube flange)	3790	Flange (universal joint) axle end	4851
Extension (tire valve)	1705	Flange & bearing (steering column tube)	3509
Extension (transmission)	7A039	Flange & insulator (steering gear)	3A525
Evaporator (a/cond.)	19850	Flasher (directional signal)	13350
Eye bolt (front seat track tie rod)	61730	Flasher (parking brake signal lamp)	15858
F		Float & lever carburetor	9550
Fan (air conditioner evaporator)	19A643-A	Flue (outside air intake scoop)	19877
Fan (alternator)	10131	Flywheel	6375
Fastener (body outside finish rail)	50108	Foot (rear seat cushion floor board support)	60728
Fastener (folding top compartment drain screen)	54668	Fork (transmission gear shifter intermediate & high)	7230
Fastener (roof outside rear moulding)	50067	Fork (transmission gear shifter low & reverse)	7231
Felt (brake booster expander ring)	2348	Fork & rail (transmission overdrive shift)	7680
Fender (front)	16005-6	Frame	5005
Fender (front)	16008-9	Frame (back window) upper	42208
Ferrule (fuel line)	9242	Frame (back window glass)	40748
Ferrule (universal joint spider)	7083	Frame (back window lower) side	41974-5
Filler (duct & control to instrument panel)	11339	Frame (back window side upper) inner	42278-9
Filler (front bumper upper to lower impact bar end)	17882-3	Frame (front door glass)	22220-1
Filler (front fender upper) front	16100-1	Frame (front door ventilator window)	21608-9
Filler (front fender upper) front	16114-5	Frame (front door ventilator window) less glass	22206-7
Filler (quarter panel) upper front	28060-1	Frame (quarter window)	30504-5
Filler (quarter panel lower extension to rear floor cross sill)	28024-5	Frame (radiator grille)	8-8724-5
Filler (quarter panel upper to roof side rear rail)	28088-9	Frame (rear door glass) upper	26220-1
Filler (quarter window frame)	29432	Frame (rear door ventilator window) less glass	26898-9
Filler (quarter window opening) front corner	29789	Frame (rear seat back) upper	61022-3
		Frame (roof front vent air inlet register)	50778-9
		Frame & run (front door glass)	22200-1
		Frame & run (rear door glass)	26218-9
		Frame & run (rear door glass)	26220-1

Alphabetical Index - Continued

Part Name	Group Number
Frame & upper back panel (back window) lower	42204
Frame & ventilator window (front door) less glass & handle	22248-9
Front door lock cylinder cover & spring kit	21942-3
Front door outside rear edge moulding accessory kit	20910
Front stabilizer linkage kit	5A484
Front suspension lower control arm mounting kit	3048
Front suspension spindle support lower kit	3050
Front suspension spindle support upper kit	3049
Front suspension upper arm inner shaft kit	3047
Front wheel brake cylinder - repair kit	2221
Front & rear shock absorber bushing kit	18198
Fuel filter bowl strainer kit	9A343
Fuel pump filter bowl strainer kit	9A344
Fuel pump kit	9349
Fuel & vacuum pump - repair kit	9349
Fulcrum (clutch release lever)	7547
Fuse (cigar lighter)	14429
Fuse (clock circuit)	15035
Fuses (lighting circuit)	14526-7

G

Gasket (air cleaner to carburetor)	9654
Gasket (air cleaner to carburetor) bottom	9654
Gasket (air conditioner compressor base plate)	19B651
Gasket (a/cond. compressor crankshaft bearing housing)	19698
Gasket (a/cond. compressor crankshaft seal plate)	12596
Gasket (a/cond. compressor cylinder head)	19658
Gasket (a/cond. compressor suction & discharge fitting)	19664
Gasket (a/cond. compressor suction fitting screen)	19663
Gasket (a/cond. compressor valve plate)	19657
Gasket (a/cond. evaporator)	14066
Gasket (a/cond. evaporator case to dash panel)	19B861
Gasket (a/cond. evaporator hose)	19A613
Gasket (a/cond. evaporator temperature control thermostat cover)	14167
Gasket (a/cond. register to instrument panel)	19648
Gasket (a/cond. valve body to compressor)	19664
Gasket (air valve)	01880
Gasket (antenna)	18898
Gasket (back-up lamp lens)	15510
Gasket (brake booster air cleaner)	2-2384
Gasket (brake booster air cleaner screw)	2-2378

Part Name	Group Number
Gasket (brake booster body diaphragm)	2-2365
Gasket (brake booster body end plate)	2-2379
Gasket (brake booster body to master cylinder)	2-2493
Gasket (brake booster check valve)	2-2376
Gasket (brake booster check valve to hose tube brace)	2-2377
Gasket (brake booster end plate)	2493
Gasket (brake booster mounting bracket)	2-2035
Gasket (brake master cylinder filler cap)	2167
Gasket (brake master cylinder mounting adaptor)	2-2121
Gasket (brake master cylinder reservoir cover)	2-2163
Gasket (carburetor accelerator pump passage plug)	A9636
Gasket (carburetor air cleaner element & flange)	9673
Gasket (carburetor air cleaner to carburetor adaptor)	9A620
Gasket (carburetor booster venturi)	9A536
Gasket (carburetor choke housing & plugs to main body)	9853
Gasket (carburetor choke thermostatic housing to choke housing & plugs)	9871
Gasket (carburetor dust cover)	9-9703
Gasket (carburetor economizer body)	9A588
Gasket (carburetor economizer cover)	9563
Gasket (carburetor float bowl)	9561
Gasket (carburetor float bowl screw)	9592
Gasket (carburetor fuel inlet adaptor)	9229
Gasket (carburetor fuel inlet seat screw)	9829
Gasket (carburetor fuel inlet strainer plug)	9-9722
Gasket (carburetor fuel level check plug)	9608
Gasket (carburetor main body cover plate)	9A529
Gasket (carburetor main body plate) secondary	9-9955
Gasket (carburetor main body to throttle body)	9516
Gasket (carburetor main jet passage plug)	9563
Gasket (carburetor main metering body)	9A518
Gasket (carburetor needle valve & seat)	9569
Gasket (carburetor power jet)	9608
Gasket (carburetor pump jet housing)	9580
Gasket (carburetor pump relief plug)	9-9718
Gasket (carburetor secondary diaphragm)	9-9931
Gasket (carburetor secondary throttle diaphragm housing)	9608
Gasket (carburetor spark control)	9909

Alphabetical Index - Continued

Part Name	Group Number	Part Name	Group Number
Gasket (carburetor to intake manifold)	9447	Gasket (oil pump inlet tube flange)	6625
Gasket (cargo & dome lamps)	13790	Gasket (oil pump relief valve)	6669
Gasket (compressor mounting bracket)	2-2887	Gasket (oil pump to block)	6659
Gasket (converter impeller hub)	7916	Gasket (manifold outlet)	9450
		Gasket (parking lamp lens)	13211
Gasket (crankcase ventilation adaptor)	6872	Gasket (power lubrication)	19509
Gasket (crankcase ventilation cover)	6870	Gasket (power steering oil reservoir cover)	3A642
Gasket (cylinder front cover)	6020	Gasket (power steering pump cover)	3-3617
Gasket (cylinder front cover adaptor)	6-6058	Gasket (radio rear seat speaker)	18889
Gasket (cylinder head)	6051	Gasket (rear axle carrier cover)	4035
Gasket (distributor diaphragm vacuum connection)	12320	Gasket (rear axle housing to carrier)	4985
Gasket (driving pinion oil seal)	4671	Gasket (rear lamp lens)	13461
Gasket (evaporator trim cover)	19470	Gasket (rear lamp lens)	13499
Gasket (evaporator trim cover to dash)	13165	Gasket (rear license plate lamp lens)	13568
Gasket (exhaust manifold)	9448	Gasket (rear reflector)	13317
Gasket (exhaust manifold to muffler inlet pipe)	9453	Gasket (regulator cover)	10623
Gasket folding top motor & reservoir kit	50745	Gasket (running lamp lens)	13317
Gasket (front brake cylinder inlet)	2154	Gasket (tailgate limit switch)	14A010
Gasket (front brake line connector)	2149	Gasket (thermostatic choke heat supply cover)	9903
Gasket (front seat adjuster regulator cover)	60467		
Gasket (front wheel brake grease baffle)	1193	Gasket (transmission control selector push button housing)	7-7102
Gasket (fuel filter sediment bowl)	9160	Gasket (transmission control selector push button opening cover)	7-7078
Gasket (fuel pump filter bowl)	9364	Gasket (transmission extension)	7086
Gasket (fuel pump filter bowl strainer)	9366		
Gasket (fuel pump mounting)	9417	Gasket (transmission front oil pump)	7-7836
		Gasket (transmission gear shift housing)	7223
Gasket (fuel pump pull rod oil seal)	9408	Gasket (transmission governor inspection cover)	7-7139
Gasket (fuel tank drain plug)	9388	Gasket (transmission main drive gear bearing retainer)	7051
Gasket (fuel tank sender)	9276		
Gasket (headlamp mounting)	13044	Gasket (transmission oil pan)	7A191
Gasket (heater air damper door)	18A321	Gasket (transmission overdrive governor switch)	6938
		Gasket (transmission overdrive housing adaptor)	7661
Gasket (heater & a/cond. blower housing to dash)	18A388	Gasket (transmission rear oil pump to case)	7A222
Gasket (heater blower motor mounting)	18583	Gasket (turn signal indicator)	13983
Gasket (heater blower to dash)	19A831		
Gasket (heater to dash)	18570	Gasket (turn signal indicator lamp jewel)	13A322
		Gasket (turn signal indicator lamp mounting)	13967
Gasket (intake manifold to cylinder head)	9439-41	Gasket (turn signal indicator lamp socket)	13976
Gasket (luggage compartment door emblem) inner	42557	Gasket (spark plug)	12410
Gasket (luggage compartment door emblem) outer	42551	Gasket (speed warning control)	15909
Gasket (oil filler & breather cap)	6789		
Gasket (oil filter adaptor to cylinder block)	6A636	Gasket (steering gear housing)	3593
		Gasket (steering gear housing cover)	3581
Gasket (oil filter element)	6746	Gasket (vacuum pump valve to body)	9308
Gasket (oil pan)	6710	Gasket (valve push rod cover)	6521
Gasket (oil pan drain)	6734		
		Gasket (valve rocker arm cover)	6584
Gasket (oil pan inlet tube fitting)	6626	Gasket (water by-pass tube)	8563
Gasket (oil pan to oil pump tube flange)	6648	Gasket (water outlet connection)	8255
Gasket (oil pump cover)	6619		

Alphabetical Index - Continued

Part Name	Group Number	Part Name	Group Number
Gasket (water pump)	8507	Glass (front door window)	21410
Gasket (water pump cover)	8513	Glass (instrument cluster)	10880
Gasket (water pump outlet)	8507	Glass (instrument cluster)	17259
Gasket (water thermostat)	8590	Glass (quarter window)	29710
Gasket (wheel bearing retainer)	1001	Glass (quarter window stationary)	29726
Gasket (window regulator)	14554	Glass (quarter window stationary)	29736
Gasket (window regulator)	14616	Glass (rear door)	25712
Gasket (windshield wiper cover)	17471	Glass (rear door ventilator window)	26870
Gasket (windshield wiper pivot)	17541	Glass (windshield)	03100
Gasket & retainer (a/cond. evaporator hose)	14922	Glass plate (quarter window stationary)	29740-1
Gasket & seal repair power brakes kit	2-2354	Governor (transmission)	7-7130
Gasket oil filter (center bolt to cover)	6749	Governor (transmission overdrive)	6919
Gate assembly (tail) without holes	40702	Grille (a/cond. air intake)	19742-3
Gear (a/cond. compressor crankshaft) inner	19699	Grille (cowl side vent)	01416-7
Gear (distributor driven)	12390	Grille (cowl top vent)	02228
Gear (flywheel starting ring)	6384	Grille (instrument panel radio)	04454
Gear (front seat adjuster regulator)	60419	Grille (radiator)	8150-1
Gear (front seat adjuster regulator) horizontal	60471	Grille (radiator)	8200-1
Gear (front seat adjuster regulator) vertical	60465	Grille (radiator center)	8A133
Gear (oil pump drive)	6608	Grille (rear bumper opening)	17232-3
Gear (oil pump driven)	6610	Grille & screen (radio rear seat speaker)	18976
Gear (speedometer & tachometer driven)	17271	Grommet (antenna bracket)	18966
Gear (speedometer drive)	17285	Grommet (antenna lead-in seal)	18912
Gear (speedometer driven)	17322	Grommet (carpet)	13A743
Gear (steering)	3504	Grommet (carpet) male	13090
Gear (tachometer drive)	17377	Grommet (dash panel overdrive cable)	01694
Gear (transmission countershaft)	7113	Grommet (door lock knob)	21999
Gear (transmission front clutch sun)	7A399	Grommet (electrical wiring)	14567
Gear (transmission intermediate)	7102	Grommet (fuel tank vent pipe)	9069
Gear (transmission low & reverse sliding)	7100	Grommet (fuel tank vent tube)	9024
Gear (transmission main drive)	7017	Grommet (ignition cable)	12297
Gear (transmission output shaft ring internal)	7A153	Grommet (package tray to roof duct)	19942
Gear (transmission overdrive governor driven)	6922	Grommet (steering column to dash)	3512
Gear (transmission overdrive ring)	7653	Grommet (steering column tube opening)	3-3502
Gear (transmission overdrive sun)	7670	Grommet (valve push rod cover stud)	6589
Gear (transmission reverse idler)	7141	Grommet (vent air valve damper shaft)	01527
Gear (windshield wiper input)	17A479	Grommet (window regulator motor mounting)	23283
Gear assembly (seat regulator control positioning switch)	14753	Grommet (windshield wiper connecting arm)	17562
Gear & case (transmission overdrive)	6903	Grommet & "O" ring (fuel tank filler)	9080
Gear & pulley (radio antenna control cable)	18A809	Guard (antenna control cable)	14864
Gear & stop (windshield wiper output)	17A556	Guard (body side stone)	25652-3
Generator brush kit	10043	Guard (body side stone) lower	25678-9
Generator (less pulley)	10002	Guard (brake master cylinder push rod)	2A021
Glass (back window)	42006	Guard (center body pillar finger) lower	24362-3
Glass (back window) side	42026-7	Guard (center body pillar finger) upper	24354-5
Glass (front door ventilator window)	21412	Guard (front bumper)	17996-7
		Guard (instrument panel control ignition)	19614

Alphabetical Index - Continued

Part Name	Group Number	Part Name	Group Number
Guard (quarter wheel opening cover) stone	29212-3	Handle (transmission overdrive control)	7-7247
Guard (rear bumper)	17984-5	Handle assembly (front door outside)	22400-1
Guard (rear bumper wing)	17636-7	Handle & knob (back window regulator) tailgate	40853
Guide (automatic throttle control diaphragm & shaft)	19679	Hanger assembly (rear spring front) outer	5975-6
Guide (brake shoe adjusting lever cable)	2A179	Hanger & bracket (engine to accelerator shaft)	9-9822
Guide (parking brake cable)	2A697	Hardware seat belts kit	61248
Guide (quarter window)	29764-5	Harness (power lubrication) main	19A531
Guide (quarter window) front	29752-3	Head (a/cond. compressor)	2-2881
Guide (quarter window regulator equalizer arm)	30298-9	Head (cylinder)	6049
Guide (rear door window) center	26392-3	Headlamp (less wiring)	13035
Guide (rear door window) front	26216-7	Hinge (auxiliary seat back floor)	60928
Guide (rear door window) rear	26222-3	Hinge (door ventilator window) pivot on glass frame	21466-7
Guide (rear door window regulator equalizer arm)	26336-7	Hinge (front door) lower	22810-1
Guide (steering gear ball return)	3523	Hinge (front door upper)	22800-1
Guide (tailgate counter balance torque bar)	41956	Hinge (glove compartment) door	06050
Guide (transmission overdrive shift rail)	7696	Hinge (hood)	16796-7
Guide (windshield washer control cable)	17647	Hinge (hood)	16800-1
Gusset (cowl top to front body pillar)	02098-9	Hinge (lift gate)	42900-1
H		Hinge (luggage compartment door)	42700-1
Hair (fuel pump body curled)	2-2501	Hinge (rear door) lower	26810-11
Handle (back window regulator) tailgate	40850	Hinge (rear door) upper	26800-1
Handle (back window regulator) tailgate	41004	Hinge (spare tire well panel)	47166
Handle (door inside)	22600	Hinge (spare wheel carrier) accessory	1394
Handle door vent window kit	22916-7	Hinge (tailgate)	43000-1
Handle (door window regulator)	23342	Hinge (tailgate hinge cover panel)	44250
Handle (front & rear door outside) less button & guide	22404-5	Hinge & check (front door lower)	22806-7
Handle (front door outside)	22406-7	Hinge & check (rear door)	26802-3
Handle (front door ventilator window)	22916-7	Holder (a/cond. compressor clutch brush)	2979
Handle (front seat back ash receptacle cover)	62878	Holder (seat regulator control gear & positioning switch wire)	14754
Handle (front seat track adjusting)	61753	Holder & stud (alternator brush)	10052
Handle (front seat track adjusting)	61755	Hood (instrument cluster)	10862
Handle (hood catch control cable)	16914	Hood (less hinges)	16612
Handle (instrument panel ash receptacle)	04830	Hook (coat)	29025
Handle (lift gate) outside	43400	Hook (hood auxiliary catch)	16892
Handle (luggage compartment door)	43500	Hook (hood lock)	16900
Handle (luggage compartment door) less cylinder sleeve	43508	Horn	13832-3
Handle (rear door outside) less button & guide	26664-5	Horn & plugs (carburetor air)	9524
Handle (rear door outside) less pin	26604-5	Hose	19127
Handle (rear door ventilator window)	26932-3	Hose (a/cond. evaporator to lower pressure valve)	18757
Handle (register door) right side	01844		
Handle (tailgate latch)	44435		
Handle (tailgate latch)	44449		
Handle (transmission control keyboard "park")	7-7926		

Alphabetical Index - Continued

Part Name	Group Number	Part Name	Group Number
Hose (a/cond. evaporator to register)	12665	Housing (a/cond. blower)	19693
Hose (a/cond. evaporator to register)	19A604	Housing (a/cond. blower)	19924
Hose (back window housing drain)	42326	Housing (a/cond. blower)	19930-1
Hose (brake)	2078-9		
Hose (brake booster check valve tube to body piston)	2-2381	Housing (a/cond. compressor crankshaft) front bearing	19697
Hose (brake booster manifold)	2-2249	Housing (alternator)	10334
Hose (brake check valve to brake booster)	2349	Housing (alternator - drive end)	10138
Hose (brake check valve to intake manifold)	2A046	Housing (back window)	42090
Hose (brake reservoir outlet & power lubricator)	2-2352	Housing (converter)	7975
Hose (brake reservoir to booster)	2A028	Housing (distributor terminal)	12106
Hose (compressor to condenser inlet valve)	19972	Housing (flywheel)	6392
Hose (connector to defroster nozzle)	18711	Housing (front seat adjuster regulator)	60402-3
Hose (evaporator case to defroster nozzle)	18741	Housing (fuel filler pipe)	27936
Hose (evaporator drain)	19728	Housing (fuel tank filler pipe)	11310
Hose (folding top lift)	53390-2	Housing (heater blower)	18A544
Hose (fuel pump to fuel line)	9288	Housing (heater blower)	19218
Hose (fuel pump to rear secondary carburetor)	9288	Housing (heater regulator control)	19188
Hose (fuel tank filler)	9047	Housing (heater regulator control lamp)	19214
Hose (fuel tank vent tube)	9170	Housing (ignition switch lamp)	11604
Hose (fuel tube) front	9324	Housing (instrument cluster)	10838
Hose (fuel tube) intermediate	9-9329	Housing (instrument cluster)	10841
Hose (fuel tube) rear	9327	Housing (instrument control)	10961
Hose (fuel tube) rear intermediate	9-9330	Housing (luggage compartment door emblem lamp)	42555
Hose (fuel tube rear intermediate)	9-9332	Housing (power steering pump)	3A643
Hose (heater)	18472	Housing (radio antenna actuator)	19093
Hose (heater & a/cond. vacuum control)	12970	Housing (radio antenna mast)	19095
Hose (heater control vacuum supply)	18666	Housing (rear axle)	4010
Hose (heater defroster)	18556	Housing (roadlamp)	15256-7
Hose (low pressure valve to compressor)	19971	Housing (seat regulator control switch)	14B693
Hose (oil separator to compressor)	19692	Housing (speedometer front)	17315
Hose (outside air intake to evaporator)	19977	Housing (speedometer rear)	17317
Hose (power lubrication)	4090	Housing (steering gear)	3548
Hose (power steering control valve to cylinder head end)	3A714	Housing (transmission control selector indicator lamp)	15800
Hose (power steering control valve to cylinder rod end)	3A717	Housing (transmission control selector keyboard)	7477
Hose (power steering pressure line)	3A719	Housing (transmission gear shift)	7222
Hose (power steering return line)	3A713	Housing (turn signal indicator lamp retainer)	13974
Hose (radiator)	8260	Housing (window regulator & 4-way seat control switch) multiple	14539
Hose (radiator)	8-8277	Housing (window regulator control switch)	14528
Hose (radiator drain)	8081	Housing (window regulator multiple switch)	14527
Hose (reservoir to power steering pump)	3-3810	Housing (windshield wiper pivot shaft) less spacer	17554-5
Hose (transmission oil cooler)	7B093	Housing & plugs (carburetor choke)	9849
Hose (transmission oil cooler)	7890	Housing & plugs (carburetor secondary throttle)	9501
Hose (windshield washer)	17A605	Housing & spool (power steering control valve)	3B731
Hose & low pressure valve (a/cond. evaporator to compressor)	19852	Hub (clutch release bearing)	7561

Alphabetical Index - Continued

Part Name	Group Number
Hub (converter impeller)	7915
Hub (transmission front clutch)	7B067
Hub (transmission intermediate & high clutch)	7105
Hub (water pump pulley)	8553
Hub & drum (front wheel)	1102
Hub & lever (clutch release equalizer)	7501

I

Impeller (converter)	7908
Impeller (water pump)	8512
Indicator (a/cond. evaporator liquid)	19B673
Indicator (charge)	10670
Indicator (fuel level)	9280
Indicator (oil level)	6750
Indicator (oil pressure)	9273
Indicator (power booster fan)	11528
Indicator (power lubrication) grease	19593

Indicator (temperature)	10883
Indicator (transmission oil level)	7A020
Insert (back window glass top run)	40779
Insert (back window glass upper side run)	40781

Insert (door lock striker plate)	22040
Insert (front door inside handle inner escutcheon)	22644
Insert (front seat cushion side shield)	62250-1
Insert (lighting switch knob)	11663
Insert (oil filter mounting bolt)	6890

Insert (power steering pump cover)	3863
Insert (quarter outside moulding joint)	30153
Insert (quarter window outside upper moulding)	29519
Insert (quarter window weatherstrip front)	30148
Insert (rear lamp door) L. H.	13A422-3

Insert (rear lamp door) R. H.	13A420-1
Insert (steering shaft coupling)	3-3459
Insert (steering wheel hub cap retainer)	3660
Insert (transmission control selector position)	7A216

Insert (transmission intermediate & high clutch hub)	7116
Insulator (antenna)	18897
Insulator (antenna motor cover)	19116-7
Insulator (battery hold down clamp)	10774

Insulator (brake booster body piston)	2-2360
Insulator (brake master cylinder heat shield)	2-2142
Insulator (brake pedal hub spring)	2481

Part Name	Group Number
Insulator (dash)	01670
Insulator (distributor primary terminal)	12234
Insulator (distributor to spark plug wires)	12113
Insulator (electric seat relay terminal)	14A703
Insulator (engine front mount rebound)	6039
Insulator (engine support)	6038
Insulator (engine support)	6068
Insulator (front & rear shock absorber)	18198

Insulator (front floor)	11112
Insulator (front suspension spring)	5415
Insulator (fuel tank)	9240
Insulator (generator)	10206
Insulator (generator brush holder rivet)	10048

Insulator (generator end plate)	10208
Insulator (generator terminal)	10202
Insulator (horn blowing ring)	13A816
Insulator (muffler inlet pipe)	5-5246
Insulator (package tray)	46663

Insulator (power steering hose)	3-3550
Insulator (power steering piston rod)	3-3642
Insulator (power steering pump)	3841
Insulator (power steering pump) front	3A584
Insulator (power steering pump) rear	3A577

Insulator (radiator support)	8125
Insulator (radio antenna center mast stop)	19151
Insulator (radio antenna mast)	19110
Insulator (rear spring front)	5-5764
Insulator (roof panel)	54312-3

Insulator (roof panel)	54330
Insulator (seat regulator control positioning transmitter switch)	14788
Insulator (stabilizer bar to lower suspension arm link bolt)	5-5490

Insulator (stabilizer bar to suspension arm)	5493
Insulator (starter brush holder)	11062
Insulator (steering column bracket)	3682
Insulator (steering column bracket)	3-3687

Insulator (steering column tube lower flange)	3674
Insulator (thermostatic choke control outlet tube)	9865
Insulator (transmission control selector neutral switch)	7A022
Insulator (transmission gear shift lever)	7335

Insulator (transmission shift lever)	7246
Insulator & wire (horn blowing ring)	13A827

Alphabetical Index - Continued

Part Name	Group Number
J	
Jack (bumper)	17080
Jet (carburetor governor by-pass)	9973
Jet (carburetor metering)	9533
Jewel (generator battery or oil pressure indicator warning lamp)	13604-10
Jewel (turn signal lamp indicator lamp)	13340
Joint (front suspension lower arm ball)	3-3059
Joint (front suspension upper arm ball)	3-3046
Jumper (alternator stator terminal)	10215
K	
Key (door & ignition lock)	3685
Key (front door ventilator window frame locking handle)	22920
Key (front seat adjuster regulator)	60490
Key (luggage compartment door lock)	43562
Key (power steering pump pulley)	3-3557
Key (valve spring retainer)	6518
Kit (a/cond.) accessory	19700
Kit (a/cond. air inlet duct door)	18734
Kit (a/cond. air vent)	12530
Kit (a/cond. compressor brace)	2888
Kit (a/cond. compressor pulley magnetic clutch bearing replacement)	19677
Kit (a/cond. evaporator drip pan)	19828
Kit (air intake & duct) interior	19900
Kit (alternator)	10042
Kit (automatic transmission gaskets & seals)	7153
Kit (auxiliary starter)	11508
Kit (battery - charged & dry)	10654-5
Kit (belt driven power steering pump roller)	3612
Kit (body rocker panel moulding) accessory	10146
Kit (brake lining)	2007
Kit (brake lining) rear	2222
Kit (brake shoe & lining)	2001
Kit (brake shoe & lining) rear	2200
Kit (brake spring repair) front & rear	2A225
Kit (carburetor accelerator pump cover assembly)	9528
Kit (carburetor choke piston, link & pin)	9A796
Kit (carburetor dashpot)	9-9500
Kit (carburetor gasket)	9502
Kit (carburetor high leverage float)	9550
Kit (carburetor main well repair)	9B526

Part Name	Group Number
Kit (carburetor repair)	9590
Kit (carburetor tune-up)	9A586
Kit (compass)	18358
Kit (compressor clutch)	2901
Kit (compressor gasket) repair	19671
Kit (compressor oil sight glass) repair	19675
Kit (compressor shaft seal replacement) repair	19670
Kit (compressor suction screen) repair	19672
Kit (compressor valve plate replacement) repair	19673
Kit (control valve ball & drag link ball stud) repair	3A533
Kit (control valve orifice)	3610
Kit (converter stator & impeller thrust washer) rear	7937
Kit (curb signal) accessory	19246
Kit (cylinder front cover gasket)	6059
Kit (differential pinion shaft)	4215
Kit (differential side gear)	4236
Kit (disposable type oil filter adaptor)	6882
Kit (distributor & wiring)	12127
Kit (distributor repair)	12000
Kit (dual exhaust system)	5210
Kit (electric wire terminal)	14294
Kit (engine compartment lamp) accessory	18375
Kit (engine gasket lower)	6675
Kit (engine overhaul gasket)	6008
Kit (engine overhaul gasket) lower	6013
Kit (engine overhaul gasket) upper	6014
Kit (front & rear shock absorber bushing)	18198
Kit (front door outside rear edge moulding) accessory	20910
Kit (front stabilizer linkage)	5A484
Kit (front suspension lower control arm mounting)	3048
Kit (front suspension spindle support) lower	3050
Kit (front suspension spindle support) upper	3049
Kit (front suspension upper arm inner shaft)	3047
Kit (front wheel brake cylinder repair)	2221
Kit (fuel & vacuum pump repair)	9349
Kit (fuel filter bowl strainer)	9A343
Kit (fuel pump)	9349
Kit (fuel pump filter bowl strainer)	9A344
Kit (gasket & seal repair) power brakes	2-2354
Kit (generator brush)	10043
Kit (license plate frame & window)	18350
Kit (litter container)	18348
Kit (lower back panel reflector)	17A859

Alphabetical Index - Continued

Part Name	Group Number	Part Name	Group Number
Kit (luggage compartment door remote control lock release)	46145	Kit (spark plug & coil high tension wires)	12259
Kit (master cylinder repair)	2004	Kit (speedometer cable tip replacement)	17A254
Kit (master cylinder valve & seat)	2178	Kit (spindle connecting rod)	3289-90
Kit (Montclair belt mouldings)	21072-3	Kit (spotlight) accessory	15312-13
		Kit (spotlight mirror) accessory	17761
Kit (oil filter disposable type)	6714		
Kit (oil filter element & gasket)	6731	Kit (spring-front seat cushion helper)	63074
Kit (oil pump gasket)	6600	Kit (spring rear shackle & front bolt)	5630
Kit ("o" ring - power steering pump)	3B728	Kit (spring repair) rear	5604
Kit (parking brake warning light)	15A852	Kit (standard & overdrive transmission gasket)	7153
		Kit (starter brush)	11057
Kit (piston packing)	2-2356		
Kit (piston packing) power brakes	2-2167	Kit (steering gear worm ball)	3647
Kit (piston ring set) consists of the necessary rings to re-ring one engine	6149	Kit (steering idler arm & bushing)	3352
Kit (poppet replacement)	2-2344	Kit (steering sector adjuster shim)	3763
		Kit (steering wheel & horn blowing ring) accessory	3599
Kit (power brake conversion)	2-2005	Kit (sun shield back window)	42097
Kit (power lubrication) repair	19567		
Kit (power steering control valve) repair	3316	Kit (thermostat) 157°to 162°	8570
		Kit (thermostatic heat chamber)	9A761
Kit (power steering control valve centering spring) repair	3A675	Kit (traffic lamp reflector) accessory	18342
Kit (power steering cylinder end mounting bushing)	3313	Kit (transmission front clutch lube valve)	7-7531
Kit (power steering cylinder piston rod end bushing)	3314		
		Kit (transmission gasket & seal)	7153
Kit (power steering cylinder seal) repair	3315	Kit (transmission oil pressure regulator valve spring & retainer)	7B025
Kit (power steering linkage) conversion	3795	Kit (transmission overdrive governor switch)	6937
Kit (power steering pump & linkage) conversion	3A634	Kit (transmission reverse park inhibitor switch)	15824
Kit (power steering pump ring, rotor & vane)	3A644		
		Kit (universal joint) front & rear	7039
Kit (power steering pump valve)	3A561	Kit (valve gasket set)	6079
Kit (radio rear seat speaker)	18875	Kit (vanity mirror) accessory	18249
Kit (radio receiver)	18805	Kit (water pump repair)	8591
Kit (rear axle pinion bearing shim)	4663	Kit (windshield sun shield)	03125
Kit (rear door lock control knob shield) accessory	26558		
		Kit (windshield washer) accessory	17A606
Kit (rear door safety lock)	18333	Kit assortment (minature lamps)	13A732
Kit (rear spring liner)	5834	Kit-bracket (spotlamp)	15314-5
Kit (rear view mirror inside) accessory	18400	Kit-cam replacement (electric windshield wiper)	17500
Kit (rear view outside mirror)	17696	Kit-filter assembly (a/cond. expansion valve)	19B698
Kit (rear wheel brake cylinder repair)	2128		
		Kit-gasket (folding top motor & reservoir)	50745
Kit (ring gear & pinion)	4209	Kit handle (door vent window)	22916-7
Kit (rocker arm cover gasket & seal)	6A506	Kit hardware (seat belts)	61248
Kit (roof luggage carrier)	55100	Kit-motor (window regulator)	14553
Kit (seal & yoke)	4841		
Kit (sender assembly) fuel tank	9275	Kit-moulding (body rocker panel, front fender & rear wheel opening) accessory	10206
		Kit-reservoir (folding top hydraulic lift)	53376
Kit (shock absorber & bushing) front	18124	Kit-vest assembly (seat belt)	61256
Kit (shock absorber & bushing) rear	18125		
Kit (spare wheel carrier) accessory	1400	Kit-wheel opening cover (quarter panel)	27964
		Kit-motor & plate (folding top hydraulic lift)	53357
		Kit-plate & rotor (folding top hydraulic lift pump)	53442

Alphabetical Index - Continued

Part Name	Group Number
Kit-run & weatherstrip (rear door glass) upper	26365
Kits (power lubrication) accessory	19568
Knob (a/cond. control)	18817
Knob (a/cond. control)	19A640
Knob (blower switch)	19756
Knob (cigar lighter)	15064
Knob (front door lock control)	21830-1
Knob (front door locking control rod)	21850
Knob (heater)	18611
Knob (heater blower switch)	18513
Knob (heater regulator control)	18519
Knob (lift gate lock release lever)	43145
Knob (lighting switch) interior	11666
Knob (quarter ash receptacle)	30710
Knob (radio control)	18817
Knob (radio tuning control)	18824
Knob (rear view outside mirror remote control)	12812
Knob (roadlamp switch)	15269
Knob (roof front vent air control lever)	50708
Knob (roof front vent air register baffle control)	50792
Knob (seat regulator control) inner	14711
Knob (seat regulator control switch)	14710
Knob (speed warning control)	15901
Knob (top control)	15674
Knob (windshield wiper & washer control)	17513
Knob & element (cigar lighter)	15052
Knob & element (cigar lighter)	15078
Knob & insert (lighting switch)	11661
L	
Lamp (back-up)	15500-1
Lamp (cigar lighter)	15072
Lamp (courtesy)	13707
Lamp (parking)	13200-1
Lamp (rear)	13404-5
Lamp (rear license) less bulb	13550
Lamp (rear running)	13192-3
Lamp (road)	15200
Lamp (transmission control selector)	15A801
Lamp (turn signal indicator)	13969
Lamp assembly (luggage compartment)	19B527
Lamp house (heater & air controls)	18549
Lamps (interior)	13776-7
Latch (back window)	40860

Part Name	Group Number
Latch (quarter window sliding glass)	29668-9
Latch (right rear seat)	61382
Latch (roof hold down clamp)	50536
Latch assembly (auxiliary seat back floor) R. H.	61142
Leaf (a/cond. compressor intake valve)	19659
Lens (back-up lamp) R.H. & L.H.	15514
Lens (cargo & dome lamps)	13783
Lens (luggage compartment lamp)	13547
Lens (parking lamp)	13208-9
Lens (rear lamp)	13444-5
Lens (rear lamps)	13450-1
Lens (rear license lamp)	13564
Lens (rear reflector)	13273
Lens (running lamp)	13312
Lens (speed warning indicator)	15892
Lens (vanity mirror lamp)	18263
Lens & rim (courtesy lamp)	13716
Letter (hood front, tailgate and front bumper)	16606
Letter (quarter outside upper)	29210
Lever (automatic throttle control)	19713
Lever (brake master cylinder operating)	2514
Lever (brake shoe adjusting)	2-2056-7
Lever (carburetor accelerator pump overtravel)	9919
Lever (carburetor bell crank adjusting)	9A535
Lever (carburetor cam trip)	9805
Lever (carburetor choke countershaft)	9546
Lever (carburetor choke countershaft operating)	9806
Lever (carburetor choke shaft)	9A535
Lever (carburetor choke shaft)	9551
Lever (carburetor choke shaft)	9-9557
Lever (carburetor choke shaft)	9857
Lever (carburetor dashpot inner)	9836
Lever (carburetor dashpot outer)	9835
Lever (carburetor fast idle adjusting)	9538
Lever (carburetor fast idle cam operating)	9548
Lever (carburetor secondary throttle diaphragm)	9583
Lever (carburetor thermostatic choke housing)	9879
Lever (carburetor throttle)	9534
Lever (carburetor throttle shaft) secondary	9A525
Lever (carburetor throttle shaft & primary)	9A535
Lever (carburetor throttle shaft auxiliary)	9A537
Lever (clutch release)	7515
Lever (door lock operating)	21970-1
Lever (front door lock actuating rod)	22384-5
Lever (parking brake equalizer)	2A605

Alphabetical Index - Continued

Part Name	Group Number	Part Name	Group Number
Lever (parking brake operating)	2A637-8	Link (folding top power)	50352-3
Lever (temperature control)	19161	Link (folding top upper power)	50370-1
Lever (temperature control)	19984	Link (front door lock control)	21928
Lever (transmission front band actuating)	7-7354	Link (front door lock remote control)	21914
Lever (transmission gear shift)	7202	Link (front door lock remote control bellcrank to lock)	21662
Lever (transmission high & intermediate gear shift)	7285	Link (front door window regulator)	23218
Lever (transmission low & reverse gear shift)	7290	Link (front seat track regulator to horizontal equalizing bar)	62002-3
Lever (transmission manual control)	7A256	Link (front seat track tie rod)	61744
Lever (transmission manual valve detent)	7A115	Link (fuel pump rocker arm)	9381
Lever (transmission parking pawl toggle)	7A121	Link (luggage compartment door lock actuating)	43226
Lever (transmission parking pawl toggle operating)	7A117	Link (parking brake)	2A642
Lever (transmission parking pawl torsion spring)	7-7304	Link (parking brake cable connecting)	2A691
Lever (transmission rear band actuating)	7A169	Link (rear door) check on hinge	26804-5
Lever (transmission throttle control)	7-7283	Link (rear door lock bellcrank)	26606
Lever (transmission throttle shaft)	7A259	Link (rear door lock control) rear	26490
Lever & bracket (outside air intake control)	19839	Link (rear door lock control rod)	26408
Lever & bushing (brake booster)	2A016	Link (rear door lock control rod)	26420-1
Lever & counterweight (carburetor pump operating)	9-9991	Link (rear door lock remote control)	26414
Lever & link (carburetor choke)	9B547	Link (rear door lock remote control)	26442
Lever & shaft (carburetor throttle) primary	9581	Link (rear door lock remote control) rear	26498
Lever, link & shaft (carburetor thermostatic choke piston)	9546	Link (roof front vent air register baffle control)	50794
License plate frame & window kit	18350	Link (steering connecting)	3304-5
Lid (fuel filler opening)	28611	Link (transmission parking pawl toggle)	7-7316
Lid (fuel filler opening)	40634	Link (vacuum pump rocker arm)	9310
Lift (folding top)	50600	Link assembly (front seat regulator to frame)	61780
Lift (jack)	17115	Link assembly (front seat track vertical adjusting bar)	61926
Lift gate (less paint & trim) rear	40010	Link & vertical strainer (rear seat back center arm rest)	67210
Liner (rear spring clamp)	5334	Litter container kit	18348
Liner (rear spring leaf)	5624	Locator (front spring)	5A317
Lining board (luggage compartment) front	45443	Lock (differential bearing adjusting nut)	4143
Lining board (luggage compartment) side	45416-7	Lock (front door)	21812-3
Link (brake master cylinder push rod)	2A022	Lock (glove compartment door - with keys)	06081
Link (brake pedal lever to master cylinder operating lever)	2466	Lock (hood)	16700
Link (brake shoe connecting)	2042	Lock (lift gate)	43102
Link (carburetor accelerator pump)	9526	Lock (luggage compartment door)	43200
Link (carburetor accelerator pump)	9529	Lock (rear door)	26412-3
Link (carburetor choke plate)	9635	Lock (rear floor well stowage cover)	11663
Link (carburetor vacuumeter piston)	9-9865	Lock assembly (tailgate)	43150-1
Link (folding top balance)	50454-5	Lock set (ignition & door)	3687
Link (folding top control)	50316-7	Lock set (luggage & glove compartment door)	43507
Link (folding top lower power)	50356-7	Lock set (luggage & glove compartment door) with keys	3689
Link (folding top No. 4 bow)	53174-5	Locknut (steering thrust screw)	3539
Link (folding top No. 2 bow control)	51302-3		

Alphabetical Index - Continued

Part Name	Group Number
Loop (footman)	54810
Loop (rear seat back stop)	61099-0
Lower back panel reflector kit	17A859
Lubricant (multiple lubricator)	19577
Luggage compartment door remote control lock release kit	46145
M	
Magnet & retainer (fuel filter)	9360
Manifold (exhaust)	9430-1
Manifold (intake)	9424
Mask (instrument cluster)	10890
Mask (instrument cluster)	10894
Mask (power booster)	11530
Mask (speedometer)	17318
Mast (housing & contact antenna)	19041
Mast (radio antenna)	19107-9
Master cylinder - repair kit	2004
Master cylinder valve & seat kit	2178
Medallion (a/cond. register)	19A551
Medallion (instrument cluster)	10952
Medallion (luggage compartment door & tailgate handle)	42530
Medallion (luggage compartment door emblem)	42526
Medallion (roof side)	50228-9
Mirror (rear view inside)	17700
Mirror (spotlamp)	15311
Mirror glass (rear view outside)	17A700
Mirror & cable (rear view outside)	17A708
Montclair belt mouldings kit	21072-3
Motor (a/cond. & heater control vacuum)	18A318
Motor (a/cond. blower)	19805
Motor (antenna drive)	19113
Motor (heater blower)	18527
Motor (radio antenna drive)	19112
Motor (rear window defroster)	18631
Motor (seat regulators)	14547
Motor window regulator kit	14553
Motor (windows-top lift & seat regulators)	14553
Motor (windshield wiper)	17504
Motor (windshield wiper)	17508
Motor & plate folding top hydraulic lift kit	53357
Motor & regulator (heater temperature)	12551
Motor & wheel (a/cond. blower)	19846
Moulding (back belt)	40238-9
Moulding (back belt)	40242
Moulding (back belt) side	40228-9

Part Name	Group Number
Moulding (back window division bar) inside	42442
Moulding (back window division bar outside)	42420
Moulding (back window garnish) side	42416-7
Moulding (back window garnish) upper	42324
Moulding (back window garnish) upper	42410-1
Moulding (back window lower garnish)	42304
Moulding (back window outside) lower	42404-5
Moulding (back window outside) side	42478-9
Moulding (back window outside) side	42492-3
Moulding (back window outside) upper	42430-1
Moulding (back window outside side) lower	44680-1
Moulding (back window outside side) upper	41844-5
Moulding (body rocker panel) upper	10172-3
Moulding (body rocker panel curb buffer)	10176-7
Moulding body rocker panel, front fender & rear wheel opening accessory kit	10206
Moulding (center body pillar) outside belt	24448
Moulding (center body pillar) outside belt	24462-3
Moulding (center body pillar) outside lower	24470-1
Moulding (center body pillar outside) top upper	24428
Moulding (center body pillar outside) upper	24458-9
Moulding (cowl trim)	02368-9
Moulding (door outside front)	22872-3
Moulding (door trim) upper	20786-7
Moulding (folding top No.1 bow) outside	51384
Moulding (front door) outside belt	20932
Moulding (front door) outside belt	20934-5
Moulding (front door) outside lower	20938-9
Moulding (front door applique panel) outside upper	20932-3
Moulding (front door garnish extension)	21078-9
Moulding (front door outside) front	20916-7
Moulding (front door outside) upper & lower top	20826-7
Moulding (front door outside) upper front	21058-9
Moulding (front door outside upper) rear	21070-1
Moulding (front door outside-window frame) front	20442-3
Moulding (front door outside window frame) rear	20982-3
Moulding (front door outside - window frame) upper	20492-3
Moulding (front door trim)	20958
Moulding (front door trim)	20968-9
Moulding (front door trim) lower	20956-7
Moulding (front door trim) upper	20942-3
Moulding (front door trim) upper	21000
Moulding (front door trim) upper front	20914-5
Moulding (front door trim) upper rear	20920-1
Moulding (front door trim front edge)	20480-1
Moulding (front door trim rear edge)	20452-3

Alphabetical Index - Continued

Part Name	Group Number	Part Name	Group Number
Moulding (front door window garnish)	20904-5	Moulding (quarter stationary window garnish) lower	29094-5
Moulding (front door window garnish)	20906-7	Moulding (quarter stationary window garnish) lower rear	29084-5
Moulding (front fender front) outer	12874-5	Moulding (quarter stationary window garnish) rear	29262-3
Moulding (front fender lower) front	16164-5	Moulding (quarter stationary window garnish) upper	290A14-5
Moulding (front fender side)	16003-4	Moulding (quarter stationary window garnish) upper)	29304-5
Moulding (front fender side front)	16036-7	Moulding (quarter trim)	31140-1
Moulding (front fender side-front)	16420-1	Moulding (quarter trim) front	31204-5
Moulding (front fender side lower) front	14836-7	Moulding (quarter trim) lower front	31214-5
Moulding (front fender side upper) front	16498-9	Moulding (quarter trim) lower rear	31150
Moulding (front fender wheel opening)	16038-9	Moulding (quarter trim upper rear)	31260-1
Moulding (front seat back)	60788-9	Moulding (quarter wheel opening cover)	29050-1
Moulding (front seat back rear) inner	61146-7	Moulding (quarter wheelhouse lower extension cover) rear	31460-1
Moulding (front seat back rear) outer	61148-9	Moulding (quarter window garnish) lower	29002-3
Moulding (glove compartment door)	04774	Moulding (quarter window garnish) upper	29006-7
Moulding (hood front) lower	16856	Moulding (quarter window outside) front	29856-7
Moulding (instrument cluster steering column opening)	10872	Moulding (quarter window outside) upper	29524-5
Moulding (instrument panel)	04718-9	Moulding (quarter window outside) upper	29796-7
Moulding (instrument panel center)	04472	Moulding (radiator grille opening panel) lower	8-8368
Moulding (instrument panel end)	04332-3	Moulding (radiator grille opening panel) upper	8A317-8
Moulding (instrument panel lower)	04652	Moulding (rear corner pillar outside) upper	41072-3
Moulding (instrument panel lower) outer	04388-9	Moulding (rear door) outside belt	25554-5
Moulding (instrument panel upper pad retaining)	04296-7	Moulding (rear door) outside lower rear corner	25530
Moulding (instrument panel upper pad retaining) center	04274	Moulding (rear door) outside rear	25532-3
Moulding (lift gate outside belt)	40242-3	Moulding (rear door outside) front snap-on	25586-7
Moulding (lower back panel)	40372-3	Moulding (rear door outside) lower front	25334-5
Moulding (lower back panel) side	40372-3	Moulding (rear door outside finish panel)	24722
Moulding (luggage compartment door)	42509	Moulding (rear door outside finish panel front)	24710
Moulding (package tray to roof duct)	19999	Moulding (rear door outside lower front)	25556-7
Moulding (quarter) outside	28046	Moulding (rear door outside - top) snap-on	25542-3
Moulding (quarter) outside belt	29034-5	Moulding (rear door outside top) upper rear	25522-3
Moulding (quarter arm rest)	31796	Moulding (rear door outside upper & lower rear)	25540-1
Moulding (quarter arm rest) lower	31797	Moulding (rear door outside upper rear extension)	24990-1
Moulding (quarter outside) front	29076-7	Moulding (rear door trim) lower	25578-9
Moulding (quarter outside) lower rear	29066-7	Moulding (rear door trim) upper	25558-9
Moulding (quarter outside) lower rear vertical	29218	Moulding (rear door trim) upper front	25504
Moulding (quarter outside) top front	29194-5	Moulding (rear door trim front edge)	25438-9
Moulding (quarter outside) upper & lower rear	29038-9	Moulding (rear door trim rear edge)	25466-7
Moulding (quarter outside) upper rear	29140-1	Moulding (rear door window frame outside upper front)	25586-7
Moulding (quarter outside belt) rear	29138-9	Moulding (rear door window garnish)	25514-5
Moulding (quarter outside rear to lower back panel)	29098-9	Moulding (rear floor center cover)	11826
Moulding (quarter outside upper) front	29068-9	Moulding (rear seat back)	61102
Moulding (quarter panel fuel filler lid)	28649		
Moulding (quarter pillar upper) outer	29866-7		
Moulding (quarter stationary window garnish) front	29306-7		

Alphabetical Index - Continued

Part Name	Group Number
Moulding (rear seat back center) less medallion	61084
Moulding (rear wheel opening)	29164-5
Moulding (register windshield garnish) center	19258
Moulding (register windshield garnish end)	19256-7
Moulding (roof drip) front	51724
Moulding (roof drip) rear finish	51704
Moulding (roof drip front)	51718-9
Moulding (roof drip side)	51700-1
Moulding (roof drip side) finish	51726-7
Moulding (roof drip side) finish rear	51728-9
Moulding (roof drip side) rear	51720-1
Moulding (roof drip side-belt)	51686-7
Moulding (roof drip side front finish lower-rear)	51758-9
Moulding (roof drip side rear finish) front	51806-7
Moulding (roof outside) front	51716
Moulding (roof outside) rear	50016
Moulding (roof outside) rear	50044-5
Moulding (roof outside) side	50062-3
Moulding (roof outside belt)	51828-9
Moulding (roof outside rear) side	50458-9
Moulding (roof outside rear) side	50498-9
Moulding (roof outside side) rear	50070-1
Moulding (roof outside side center)	50464-5
Moulding (roof outside top)	50462
Moulding (roof side)	51628-9
Moulding (roof side duct) rear	19914
Moulding (roof side inner)	51752-3
Moulding (roof side inner) complete side	51746-7
Moulding (roof side inner) rear	51754-5
Moulding (roof side inner lower) rear	51736
Moulding (roof side ornament) lower	50408-9
Moulding (roof side rail) outside	50020-1
Moulding (tailgate) lower	40724
Moulding (upper back panel)	42512-3
Moulding (upper back panel) intermediate	42566
Moulding (upper back panel center)	40283
Moulding (windshield garnish) upper	03590-1
Moulding (windshield garnish lower corner)	03626-7
Moulding (windshield garnish side)	03598-9
Moulding (windshield garnish side upper)	03622-3
Moulding (windshield garnish upper)	03606-7
Moulding (windshield header) inside	03542
Moulding (windshield outside) side	03136-7
Moulding (windshield outside) top	03144
Moulding (windshield outside belt)	03148-9

Part Name	Group Number
Moulding (windshield outside upper)	03192-3
Moulding & weatherstrip (roof side rail)	51722-3
Muffler	5230
Muffler & tube (a/cond. compressor)	2997
N	
Name plate (luggage compartment door lock cylinder)	43005
Name plate (rear door & front fender)	25622
Needle (carburetor accelerator pump discharge)	9A516
Needle (carburetor idle adjusting)	9541
Nozzle (carburetor main well)	9577
Nozzle (carburetor pump discharge)	9577
Nozzle (windshield defroster)	18490-1
Nozzle (windshield defroster)	19366-7
Nozzle (windshield washer)	17665
Nut (air control mounting)	15007
Nut (antenna dome)	18865
Nut (antenna mast)	19126
Nut (brake adjusting screw)	2047
Nut (connecting rod cap)	6212
Nut (dome lamp switch)	13753
Nut (front seat adjuster regulator)	60406
Nut (headlamp adjusting)	13181
Nut (heater blower switch)	18545
Nut (lighting switch)	11650
Nut (oil pan to oil pump tube)	6673
Nut (oil relief valve)	6666
Nut (parking brake equalizer lever)	2091
Nut (rear shock absorber)	18174
Nut (seat regulator control switch bezel)	14695
Nut (spare wheel mounting)	1383
Nut (spare wheel mounting bolt)	1457
Nut (speed warning control)	15904
Nut (steering gear worm thrust bearing)	3707
Nut (switch) interior lights	17512
Nut (valve adjusting)	6552
Nut (wheel bolt)	1012
Nut (windshield wiper control)	17512
O	
Oil filter disposable type kit	6714
Oil filter element & gasket kit	6731
Oil pump gasket kit	6600
Oil seal (fuel & vacuum pump diaphragm)	9469

Alphabetical Index - Continued

Part Name	Group Number	Part Name	Group Number
Oil seal (transmission extension)	7052	"O" ring seal (carburetor fuel inlet valve)	9569
Oil seal (transmission front band servo piston retainer)	7-7365	Ornament (front door panel) Parklane	64824
Oil seal (transmission front clutch piston) outer	7A548	Ornament (front fender)	16178
		Ornament (front fender lower) front	16228-9
		Ornament (front fender side)	16123
Oil seal (transmission front clutch sun gear) front	7-7542		
Oil seal (transmission front clutch sun gear) intermediate	7-7547	Ornament (front fender side)	16188
Oil seal (transmission front clutch sun gear) rear	7-7543	Ornament (front fender side)	16228
		Ornament (front seat back)	64824
Oil seal (transmission front pump)	7A248	Ornament (front seat cushion side shield)	62248-9
Oil seal (transmission manual control lever)	7-7288	Ornament (fuel filler opening door)	40673
Oil seal (transmission oil distributor sleeve)	7-7883	Ornament (hood top)	16850
Oil seal (transmission rear clutch piston) outer	7-7513		
Orifice (power steering pressure line hose)	3-3759	Ornament (hood top) rear	12872-3
		Ornament (instrument panel upper)	04766
"O" ring (a/cond. compressor front bearing housing)	19695	Ornament (instrument panel upper)	04768
"O" ring (a/cond. hose coupling)	2-2546	Ornament (lower back panel)	40318
"O" ring (carburetor fuel valve & seat)	9609	Ornament (lower back panel) side	40312-3
"O" ring (carburetor inlet tube seal)	9229		
"O" ring (carburetor secondary venturi fuel tube)	9609	Ornament (lower back panel) side	40430-1
		Ornament (lower back panel) upper	40504
"O" ring (converter cover)	7963	Ornament (luggage compartment door)	42514
"O" ring (convertible top controls hydraulic pump motor shaft)	15686	Ornament (quarter inside upper)	31127
"O" ring (power steering oil reservoir orifice)	3-3547	Ornament (quarter outside) lower rear	29054-5
"O" ring (power steering pump flow director)	3-3619	Ornament (quarter outside) rear	28032
"O" ring power steering pump kit	3B728	Ornament (quarter outside) upper	29062-3
"O" ring (power steering pump valve outlet fitting)	3-3618	Ornament (radiator grille opening)	8170
"O" ring (power steering pump vane ring)	3-3670	Ornament (rear door)	25612-3
"O" ring (rear axle drive pinion gear bearing retainer)	4669	Ornament (rear door inside) upper rear	24772
		Ornament (rear door inside upper rear)	24774
"O" ring (tachometer driven gear oil seal)	17383		
"O" ring (transmission front band servo piston oil seal)	7A294	Ornament (rear door outside) upper	26008-9
"O" ring (transmission front band servo piston oil seal)	7-7361	Ornament (rear seat back)	64824
		Ornament (roof front vent air duct scoop)	50718
"O" ring (transmission front band servo release piston)	7-7497	Ornament (roof outside side)	50250-1
"O" ring (transmission front clutch piston oil)	7-7512	Ornament (roof side) inner	50274-5
"O" ring (transmission front clutch piston oil) inner	7-7557		
		Ornament (roof side) outer	50264-5
"O" ring (transmission rear band servo piston oil)	7-7414	Ornament (roof side) outer	50286-7
"O" ring (transmission rear pump inlet tube oil)	7-7873	Ornament (roof side inner)	50266-7
"O" ring (transmission rear pump outlet tube oil)	7-7868	Ornament (spare wheel cover)	42888
"O" ring (transmission throttle control shaft oil)	7-7265		
		Ornament & emblem (hood front)	16609
		Outlet & flange (heater defroster)	18A448
		Output shaft (transmission)	7060
		P	
		Package (a/cond. hose coupling)	19A715
		Packing (brake booster body piston)	2356
		Packing (carburetor accelerator pump piston operating rod)	9535
		Pad (a/cond. refrigerant tubes shock)	19485

Alphabetical Index - Continued

Part Name	Group Number	Part Name	Group Number
Pad (back-up lamp)	15533	Panel (front door outside)	20200-1
Pad (back window regulator handle)	40871	Panel (front fender side finish)	16410-1
Pad (brake pedal)	2454	Panel (front fender side finish)	16550-1
Pad (door outside handle) large	22428	Panel (fuel filler opening lid applique)	28612
Pad (door outside handle) small	22448	Panel (fuse junction)	14A067
Pad (front door lock cylinder)	22042	Panel (glove compartment door finish)	06036
Pad (front fender apron & radiator support)	8A030	Panel (heater plenum chamber) rear	18A585
Pad (front fender apron & radiator support)	16186	Panel (instrument panel end)	04316-7
Pad (hood on cowl)	16740	Panel (instrument panel end)	04334-5
Pad (horn blowing ring shock)	13A813	Panel (instrument welded)	04320
Pad (luggage compartment door emblem mounting)	42556	Panel (lower back)	40320
Pad (luggage compartment door handle)	43531	Panel (lower back)	40324
Pad (outside rear door handle) large	26640	Panel (lower back applique)	40584-5
Pad (outside rear door handle) small	26638	Panel (package tray)	46506
Pad (parking brake pedal)	2-2791	Panel (package tray) end	46514-5
Pad (parking lamp)	13217	Panel (package tray trim)	46656
Pad (rear lamp mounting)	13420-1	Panel (quarter)	27840-1
Pad (rear license plate lamp mounting)	13572	Panel (quarter)	27846-7
Pad (running lamp mounting)	13323	Panel (quarter) upper	27854-5
Pad (turn signal indicator lamp mounting)	13A326	Panel (quarter inside to floor pan)	27856-7
Pad (turn signal indicator lamp mounting)	13966	Panel (quarter inside to floor pan)	27858-9
Pan (a/cond. evaporator drip)	19859	Panel (quarter outside finish)	27866-7
Pan (front floor)	11135	Panel (quarter outside finish) lower	28036-7
Pan (oil)	6675	Panel (quarter outside finish lower) front	28037
Pan (rear floor)	11215	Panel (quarter outside finish lower) rear	28311
Pan (transmission control linkage splash)	7770-1	Panel (quarter panel fuel filler opening lid) finish	28694
Pan (transmission oil)	7A194	Panel (quarter pillar upper) inner	28164-5
Panel (a/cond. evaporator case) front	19A629	Panel (quarter pillar upper) outer	28152-3
Panel (a/cond. evaporator case) rear	19A612	Panel (quarter rear corner inner finish) lower	40462-3
Panel (auxiliary floor) less cover	11564	Panel (quarter wheelhouse)	27700
Panel (auxiliary seat back floor) upper	60997	Panel (quarter wheel opening cover)	27974-5
Panel (auxiliary seat back floor-front) less cover	60940	Panel (quarter window regulator)	27870-1
Panel (auxiliary seat back floor front finish)	60889	Panel (quarter window regulator)	27877
Panel (auxiliary seat back floor-rear) less cover	60942	Panel (radiator grille opening)	8190-1
Panel (auxiliary seat cushion well floor) less cover	60827	Panel (rear bumper opening)	17224
Panel (body rocker)	10128-31	Panel (rear bumper opening finish)	17234-5
Panel (center body pillar) outside finish	24416-7	Panel (rear corner inner finish) lower	40462-3
Panel (center body pillar finish) inside	24350-1	Panel (rear door inside upper rear extension finish)	24760-1
Panel (center body pillar inside finish) lower	24346-7	Panel (rear door outside)	24700-1
Panel (center body pillar inside finish) upper	24356-7	Panel (rear door outside finish) lower	24736-7
Panel (control)	19981	Panel (rear door outside finish) upper	24730-1
Panel (cowl top)	02010	Panel (rear floor cross member)	10823
Panel (dash)	01605	Panel (rear floor rear sill)	11323
Panel (dash)	01610	Panel (rear seat back floor) less cover	60508-9
Panel (door outside finish)	20206-7	Panel (rear seat back floor) less cover	61390-1
		Panel (rear seat cushion floor) less cover	60512-3

Alphabetical Index - Continued

Part Name	Group Number	Part Name	Group Number
Panel (rear seat riser)	63476	Pin (folding top control link)	50345
Panel (roof)	50200	Pin (front door hinge) upper & lower	22840
Panel (roof)	50202	Pin (front door outside handle release)	22438
Panel (roof) welded	50212	Pin (front seat track horizontal bar link pivot)	61731
Panel (roof side rear extension)	50206-7	Pin (front wheel brake shoe anchor)	2027
Panel (roof side rear finish)	50448-9	Pin (fuel & vacuum pump rocker arm)	9378
Panel (roof trim) side	51978-9	Pin (gear shift interlock)	7235
Panel (spare tire well) less cover	45806	Pin (hand brake lever)	2859
Panel (spare tire well side)	45870	Pin (inside visor anchor)	04114
Panel (spare tire well side)	45872	Pin (instrument cluster housing retainer)	12429
Panel (stowage well floor)	45806	Pin (instrument panel ash receptacle) retainer pivot	04844
Panel (tailgate hinge) cover	44242	Pin (outside handle release)	26438
Panel (upper back)	40310	Pin (parking brake handle locking)	2819
Panel (upper back) center	40322	Pin (piston)	6135
Panel (upper back) side	40314-5	Pin (power steering pump rotor drive)	3-3633
Panel assembly (left rear seat support)	60718-9	Pin (quarter window frame hinge)	30556
Panel assembly (rear seat support)	60724-5	Pin (quarter window guide)	29804
Panel & box (instrument panel ash receptacle)	04894-5	Pin (rear door hinge) upper & lower	26832
Panel & plate (a/cond. regulator control)	19063	Pin (rear license plate mounting bracket hinge)	13432
Panel & plate (heater regulator control)	18A407	Pin (right rear seat back pivot)	63036
Panel & retainer (instrument panel ash receptacle box)	04804	Pin (starter drive pinion)	11365
Parking brake warning light kit	15848	Pin (tailgate hinge)	43030
Pawl (directional signal switch)	13309	Pin (tailgate hinge cover panel-hinge)	44258
Pawl (transmission overdrive stationary gear)	7690	Pin (transmission band actuating lever shaft)	7-7356
Pawl (transmission parking brake)	7A120	Pin (transmission countershaft & reverse idler)	7155
Pedal (accelerator)	9735	Pin (transmission front band anchor)	7-7377
Pedal (brake)	2455	Pin (transmission front band servo piston guide)	7-7360
Pedal (clutch)	7519	Pin (transmission parking pawl support)	7-7312
Pillar (center body)	24300-1	Pin (transmission parking pawl toggle lever)	7A244
Pillar (center body) inner lower	24326	Pin (transmission parking pawl toggle lever support)	7A295
Pillar (center body) outer front	24342-3	Pin (transmission parking pawl toggle link)	7-7318
Pillar (front body) upper inner	02508-9	Pin (transmission parking pawl torsion lever support)	7-7308
Pillar (front body) outer)	02516-7	Pin (visor anchor)	04124
Pillar (front body upper inner)	02522-3	Pipe (fuel tank filler)	9034
Pillar (front body upper outer)	02536-7	Pipe (muffler inlet)	5246
Pillar (quarter lock)	28178-9	Pipe (muffler inlet crossover)	5268
Pillar (quarter lock) upper	28324-5	Pipe (muffler outlet)	5201
Pillar (rear corner)	41032-3	Pipe (oil filler)	6763
Pillar & cowl side (front body)	02042-3	Pipe (vacuum pump to intake manifold)	9413
Pin (back window regulator handle hinge) inner	40874	Piston (brake master cylinder)	2169
Pin (brake booster lever pivot)	2A020	Piston (camshaft thrust)	6275
Pin (brake shoe hold down spring)	2069	Piston (carburetor accelerator pump)	9B544
Pin (carburetor choke piston)	9B768		
Pin (carburetor float hinge)	9558		
Pin (clutch pedal retracting spring)	7598		
Pin (folding top center side rail) front	50492		

Alphabetical Index - Continued

Part Name	Group Number	Part Name	Group Number
Piston (carburetor thermostatic choke)	9840	Plate (brake master cylinder piston stop)	2188
Piston (carburetor vacuum)	9B513	Plate (brake pedal pad)	2-2455
Piston (front wheel brake cylinder)	2196	Plate (brake shoe anchor pin guide)	2028
Piston packing kit	2-2356	Plate (camshaft thrust)	6269
Piston packing power brakes kit	2-2167	Plate (carburetor air cleaner air duct opening cover) front	12808
Piston (transmission front band servo)	7A260	Plate (carburetor air cleaner air duct opening cover) rear	12809
Piston (transmission front band servo accumulator)	7371	Plate (carburetor choke)	9545
Piston (transmission front clutch)	7A361	Plate (carburetor metering body) secondary	9514
Piston (transmission front servo release)	7366	Plate (carburetor thermostatic choke housing)	9844
Piston (transmission rear band servo)	7A266	Plate (carburetor throttle primary)	9585
Piston (transmission rear band servo accumulator)	7-7413	Plate (cowl top panel air duct opening cover)	01842
Piston (transmission rear clutch)	7-7514	Plate (directional signal switch)	13304
Piston (wheel cylinder)	2197-8	Plate (distributor breaker)	12151
Piston & pin set	6108-9	Plate (door arm rest mounting)	24228-9
Piston, pin & retainer set	6108	Plate (door handle & window regulator handle)	23370
Piston plate (brake booster body piston) rear	2395	Plate (door lock striker)	22008-9
Piston ring set kit - consists of the necessary rings to re-ring one engine	6149	Plate (door lock striker auxiliary)	22014-5
Pivot (rear door ventilator window) upper	26944	Plate (door outside handle)	22486
Planet (transmission)	7A398	Plate (engine name) "Turnpike Cruiser"	6404
Plate (a/cond. blower motor mounting)	19A598	Plate (evaporator core mounting)	14543
Plate (a/cond. compressor valve)	19656	Plate (flywheel reinforcing)	6A366
Plate (a/cond. control name)	19983	Plate (folding top hydraulic lift reservoir end)	53388
Plate (a/cond. control panel trim)	19A647	Plate (folding top main pivot bracket support mount)	53084-5
Plate (a/cond. evaporator expansion valve bulb)	19A866	Plate (folding top No.1 bow panel)	50426-7
Plate (a/cond. evaporator trim)	19A646	Plate (front & rear door windows upper stop anchor)	21782
Plate (a/cond. instrument panel register)	19A568	Plate (front & rear seat back ornament) mounting	64825
Plate (auxiliary floor hold down catch)	11593	Plate (front door arm rest) finger tip	24142
Plate (auxiliary seat back floor pivot anchor)	60873	Plate (front door lock mounting)	21878-9
Plate (auxiliary seat back floor pivot arm mounting)	60871	Plate (front door lock striker anchor)	22024
Plate (auxiliary seat back floor spring cover)	60963	Plate (front end fender apron & radiator support center) upper	16381
Plate (auxiliary seat cushion scuff)	60652	Plate (front fender name)	16098
Plate (auxiliary seat cushion well floor pivot arm mounting)	60872	Plate (front seat back scuff)	61642
Plate (back window limit switch scuff)	40771	Plate (front seat cushion side shield) name	62221
Plate (back window regulator handle anchor)	40868	Plate (front shock absorber mounting)	18072
Plate (blower motor mounting)	19833	Plate (front suspension upper arm mounting)	3A009
Plate (brake booster body end)	2-2380	Plate (generator)	10050
Plate (brake booster body piston)	2A158	Plate (generator front) drive end	10139
Plate (brake booster body piston)	2-2401	Plate (generator front bearing retainer)	10098
Plate (brake booster diaphragm)	2-2304	Plate (glove compartment door) name	04460
Plate (brake booster vacuum poppet diaphragm backing)	2-2439	Plate (glove compartment fuse access opening cover)	06127
		Plate (heater motor mounting)	18581

Alphabetical Index - Continued

Part Name	Group Number	Part Name	Group Number
Plate (heater temperature regulator valve baffle)	18738	Plate (roof side inner) name	50354
Plate (hood auxiliary catch striker)	16918	Plate (spare wheel cover)	1350
Plate (hood hinge on body anchor)	16387	Plate (spare wheel mounting)	1446
Plate (horn blowing ring contact)	13A808	Plate (speedometer mounting)	17289
Plate (horn blowing ring shock pad retainer)	13A836	Plate (starter motor brush end)	11049
Plate (instrument cluster controls mounting)	11597	Plate (starter rear end)	11130
Plate (instrument cluster fan booster cover retainer)	11534	Plate (steering column opening cover) upper	01811
Plate (instrument cluster trim)	11834	Plate (steering column opening cover lower)	01698-9
Plate (instrument panel) - name	04464	Plate (stowage well floor cover latch striker)	11686
Plate (instrument panel heater control cover mounting)	04477	Plate (stowage well floor panel lock cover)	11676
Plate (lighter retainer)	15761	Plate (tailgate counter balance torque bar roller bearing)	40788
Plate (luggage compartment door-name)	42528	Plate (tailgate inner panel lock access opening) cover	43116
Plate (luggage compartment lamp access)	13521	Plate (tailgate lock striker)	43146-7
Plate (outside air intake control lever anchor)	19770	Plate (tailgate name)	43157
Plate (parking brake cable protector)	2-2828	Plate (transmission clutch)	7B164
Plate (power steering control valve cap adaptor)	3-3712	Plate (transmission control end body)	7-7733
Plate (power steering oil flow)	3775	Plate (transmission control lower valve body end)	7-7014
Plate (power steering oil reservoir cover hold down)	3-3098	Plate (transmission control lower valve body side)	7729
Plate (power steering pump pressure)	3A645	Plate (transmission control lower valve body side)	7-7739
Plate (quarter panel name)	28818	Plate (transmission control selector keyboard)	7076
Plate (quarter window rear guide adjusting screw)	30406	Plate (transmission control upper valve body)	7A393
Plate (quarter window regulator handle) manual	29191	Plate (transmission control upper valve body)	7A396
Plate (quarter window retaining)	30344-5	Plate (transmission control valve body separating)	7A008
Plate (quarter window side support) front	29876-7	Plate (transmission front clutch)	7-7573
Plate (quarter window side support) rear	29882-3	Plate (transmission front clutch pressure)	7B066
Plate (quarter window sliding glass latch striker)	29664	Plate (transmission oil pressure regulator body separating)	7A142
Plate (rear bumper jack)	17918-9	Plate (transmission park position pull out)	7350
Plate (rear door window dovetail striker) mounting	24870	Plate (transmission rear clutch) external	7-7518
Plate (rear license plate lamp mounting)	13555	Plate (transmission rear clutch pressure)	7-7522
Plate (rear seat back stop anchor)	61328-9	Plate (turn signal indicator lamp body mounting)	13982
Plate (rear seat back support anchor)	61372-3	Plate (vacuum pump lock)	6616
Plate (rear seat back support anchor) front	61371	Plate (wheel brake backing) front	2012-15
Plate (rear spring center bolt)	5708	Plate (wheel brake backing) rear	2211-12
Plate (rear spring "U" bolt)	5798-9	Plate (window regulator access hole cover)	40790
Plate (rear view inside mirror to instrument panel)	04745	Plate (window regulator multiple switch cover with 5 & 6 switch openings)	14532
Plate (rear view outside mirror mounting)	17676	Plate (window regulator multiple switch cover with single switch opening)	14531
Plate (regulator hinge spring reinforcement)	10568	Plate (window regulator switch mounting) rear doors & quarters	14523-4
Plate (right hand front door window regulator single switch cover)	14530	Plate (windshield header dowel striker)	03434
Plate (right rear seat latch striker)	61381	Plate (windshield header dowel striker)	03474
Plate (roof hold down clamp latch)	50530		

Alphabetical Index - Continued

Part Name	Group Number	Part Name	Group Number
Plate & bellcrank (front door lock remote control)	22062-3	Power lubrication accessory kits	19568
Plate & cover (clutch pressure)	7563	Power lubrication - repair kit	19567
Plate & rotor folding top hydraulic lift pump kit	53442	Power steering control valve centering spring - repair kit	3A675
Plate & spring (windshield wiper retainer)	17450	Power steering control valve - repair kit	3316
Plate & trough (transmission overdrive cover)	7665		
Plug (camshaft rear bearing)	6266	Power steering cylinder end mounting bushing kit	3313
Plug (carburetor float needle seat)	9944	Power steering cylinder piston rod end bushing kit	3314
Plug (carburetor fuel inlet strainer)	9A540	Power steering cylinder seal - repair kit	3315
Plug (carburetor fuel level check)	9562		
Plug (carburetor pump discharge)	9-9975	Power steering linkage conversion kit	3795
		Power steering pump & linkage conversion kit	3A634
Plug (cross link)	3328	Power steering pump ring, rotor & vane kit	3A644
Plug (cylinder block oil line)	6-6028	Power steering pump valve kit	3A561
Plug (cylinder head)	6052		
Plug (folding top hydraulic lift reservoir filler hole)	53450	Prism (transmission control selector dial position)	7A028
		Prism (turn signal indicator lamp)	13972
Plug (frame stone deflector)	5A003	Prop (auxiliary seat back) inner	60947
Plug (fuel pump rocker arm pin holes)	9379	Prop (auxiliary seat back) inner	60998
Plug (fuel tank drain)	9077		
Plug (oil pan drain)	6730	Prop (auxiliary seat back) outer	60936-7
Plug (oil pump relief valve)	6A616	Pulley (generator)	10130
		Pulley (parking brake cable)	2804
Plug (oil pump relief valve)	6672	Pulley (power steering crankshaft)	6312
Plug (power steering control valve reaction spring - cap end)	3A513		
Plug (power steering control valve reaction spring - sleeve end)	3A512	Pulley (power steering pump)	3A733
		Pulley (water pump)	8509
Plug (power steering pump flow control valve)	3B591	Pulley assembly (fan belt idler)	8678
Plug (spark)	12405	Pump (fuel)	9350
Plug (steering gear worm cover)	3582	Pump (fuel & vacuum)	9350
Plug (valve rocker armshaft)	6572		
Plug & vent (steering gear oil filter)	3538	Pump (oil)	6600
		Pump (transmission oil) front	7A103
Plug button (front door run assembly access hole)	22826	Pump (transmission oil) rear	7A149
Plunger (automatic throttle control electro magnet)	19671	Pump (water) less pulley	8501
Plunger (back window regulator handle locking)	40877	Pump & filter (fuel)	9350
Plunger (brake master cylinder)	2-2158		
		Pump & harness (power lubrication)	19564
Plunger (carburetor dashpot)	9800	Pump & tube (power steering)	3A674
Plunger (fan clutch)	8601	Pump-vacuum (oil & vacuum pump)	6713
Plunger (oil pump relief valve)	6674		
Plunger (transmission control selector lever)	7361		
Plunger (transmission manual valve detention)	7-7607		
		R	
Point set (distributor)	12171	Race (converter stator clutch)	7946
Pointer (seat regulator control)	13744	Race (converter stator clutch)	7947
Pointer (timing)	6023	Race (transmission front clutch sun gear thrust bearing) rear	7-7549
Poppet (brake booster diaphragm)	2-2301		
Poppet replacement kit	2-2344		
		Radiator	8005
Power brake conversion kit	2-2005	Radio rear seat speaker kit	18875

Alphabetical Index - Continued

Part Name	Group Number	Part Name	Group Number
Radio receiver kit	18805	Register (a/cond. evaporator)	19A671
Rail (back window header)	41302	Register (a/cond. instrument panel)	19893
Rail (belt side)	41732-3	Register (heater air)	12574
Rail (belt side) outer	41736-7	Register (roof front vent air inlet less pad)	50692-3
Rail (center body pillar outside finish) lower	24352	Register (ventilator)	01820
Rail (center body pillar outside finish) lower	24368-9	Register (windshield)	19234
Rail (center body pillar outside finish) upper	24366-7	Register & duct (a/cond. instrument panel)	19636
Rail (folding top) center side	51154-5	Regulator (back window)	40828
Rail (folding top) front side	53104-5	Regulator (back window) less motor, spring & drive assembly	40830
Rail (folding top) rear side	53138-9	Regulator (front door window) less arms	23200-3
Rail (folding top) side rear	53196-7	Regulator (front door window) less arms	23206-9
Rail (front door outside finish) lower	20402-3	Regulator (generator)	10505
Rail (front door outside finish) upper	20960-1	Regulator (instrument cluster voltage)	10804
Rail (front fender finish)	16212-3	Regulator (quarter window) electric	30380-1
Rail (quarter belt) front	28714-5	Regulator (quarter window) manual	30306-7
Rail (quarter belt) rear	28716-7	Regulator (rear door window) electric	27008-9
Rail (quarter outside finish)	28712-3	Regulator (rear door window) manual	27000-1
Rail (quarter outside finish) lower front	28606-7	Regulator (transmission oil pressure)	7A139
Rail (quarter outside finish) rear	28620-1	Regulator & motor (front seat adjusting)	60472
Rail (quarter outside fuel filler lid finish)	28601	Reinforcement (belt side drain trough to wheelhouse)	41764-5
Rail (rear door outside finish) lower	25300-1	Reinforcement (brake pedal support bracket)	2-2470
Rail (rear door outside finish) upper	25320-1	Reinforcement (brake pedal support dash panel) outer	01551
Rail (roof side) inner front	51180-5	Reinforcement (center body pillar) to floor pan	24320-1
Rail (roof side) outer	51218-9	Reinforcement (cowl side panel to floor)	02042-3
Rail (roof side) outer front	51186-7	Reinforcement (cowl top vent grille)	02346
Rail (roof side) outer rear	51216-7	Reinforcement (dash panel to floor side member)	016A34-5
Rail (roof side inner) rear	51212-5	Reinforcement (flexible coupling steering)	3B629
Rail (roof side inner) rear lower	51620-1	Reinforcement (floor pan to electric seat adjuster)	60461
Rail (roof side inner) rear upper	51618-9	Reinforcement (folding top bow No. 5)	53190-1
Rail (tailgate) outside finish	40910	Reinforcement (front body upper outer pillar)	02524-5
Rail (tailgate) outside finish	40914	Reinforcement (front fender opening front corner) lower	16096
Rear axle pinion bearing shim kit	4663	Reinforcement (front fender upper) rear	16134-5
Rear door lock control knob shield accessory kit	26558	Reinforcement (heater blower motor mounting)	18591
Rear door safety lock kit	18333	Reinforcement (lower back panel to rear floor)	40302
Rear spring liner kit	5834	Reinforcement (muffler outlet pipe bracket mounting bolt)	5A224
Rear view mirror inside accessory kit	18400	Reinforcement (power steering oil reservoir orifice)	3B563
Rear view outside mirror kit	17696	Reinforcement (quarter lock pillar) lower	28128-9
Rear wheel brake cylinder - repair kit	2128	Reinforcement (quarter lock-upper pillar)	28136-7
Receptacle (front seat back ash)	62876	Reinforcement (quarter panel lock side)	28209
Receptacle (quarter ash)	30702-3	Reinforcement (quarter panel lock side lower)	28216-7
Rectifier (alternator)	10304	Reinforcement (quarter panel lock side welded)	28200-1
Reflector (back panel or bumper) R. H. & L. H.	17A849		
Reflector (rear lamp)	13437		

Alphabetical Index - Continued

Part Name	Group Number	Part Name	Group Number
Reinforcement (radiator splash shield at hood lock support brace)	8-8221	Retainer (auxiliary seat cushion stowage) front	63626
Reinforcement (rear corner pillar) lower	41016-7	Retainer (back window) center	42280
Reinforcement (rear corner pillar) lower	41058-9	Retainer (back window) intermediate	42282-3
Reinforcement (rear corner pillar) upper	41020-1	Retainer (back window division bar outside moulding)	42296
Reinforcement (rear door glass frame)	26286	Retainer (back window glass side run)	42050-1
Reinforcement (rear door glass frame) upper front	26290	Retainer (back window outside side upper moulding)	42682
Reinforcement (rear floor No. 9 body bolt hole)	11353	Retainer (back window outside upper moulding)	42413
Reinforcement (rear lamp opening)	27776-7	Retainer (back window outside upper moulding end)	42909
Reinforcement (rear lamp opening)	27970-1	Retainer (back window regulator handle hinge pin)	40938
Reinforcement (roof panel) center	50244	Retainer (back window side glass)	42284-5
Reinforcement (roof panel) front	50222	Retainer (back window side glass) upper	42020-1
Reinforcement (roof panel) front	50263	Retainer (back window side glass belt weatherstrip) front	42098-9
Reinforcement (roof panel) rear	50217	Retainer (back window side glass belt weatherstrip) front	
Reinforcement (roof panel) rear	50291	Retainer (back window side glass belt weatherstrip) front	42124-5
Reinforcement (windshield opening lower side)	03468-9	Retainer (back window side glass belt weatherstrip) rear	42028-9
Relay (automatic throttle control)	14546	Retainer (belt moulding) upper rear	25838-9
Relay (auxiliary switch)	11505	Retainer (body bolt absorber)	00151
Relay (electric window regulator ignition safety)	14677	Retainer (body bolt absorber)	00163
Relay (seat regulator control)	14546	Retainer (body pillar upper rail) center	24388
Relay (starting motor)	11450	Retainer (body rocker panel curb buffer moulding)	10182
Relay (top control motor)	15672	Retainer (body rocker panel curb buffer moulding)	10198
Relay (transmission overdrive to solenoid)	7A651	Retainer (body rocker panel upper moulding)	10184
Relay (window & seat controls)	14512	Retainer (brake booster)	2429
Relay & bracket (horn)	13853	Retainer (brake booster body piston packing)	2394
Release (parking brake)	2-2599	Retainer (brake booster body piston return spring)	2-2327
Remote control (front door lock)	21818-9	Retainer (brake booster diaphragm)	2-2306
Reservoir (brake vacuum)	2063	Retainer (brake booster diaphragm poppet)	2-2297
Reservoir folding top hydraulic lift kit	53376	Retainer (brake booster vacuum poppet valve)	2-2438
Reservoir (windshield washer)	17618	Retainer (brake master cylinder compensating port spring)	2-2165
Reservoir assembly (power steering pump)	3531	Retainer (brake master cylinder plunger seal)	2-2159
Reservoir & outlet tube (power steering pump)	3A697	Retainer (breaker plate)	12146
Resistor (generator regulator absorbing)	10594	Retainer (carburetor accelerator pump check valve)	9575
Resistor (generator regulator field)	10570	Retainer (carburetor bowl vent spring)	9-9704
Resistor (ignition coil)	12250	Retainer (carburetor fast idle rod seal)	9682
Resistor (lighting switch rheostat)	11691	Retainer (carburetor float lever shaft)	9642
Resonator	5212	Retainer (carburetor power jet needle valve)	9607
Retainer (accelerator pedal dust shield)	9-9781	Retainer (carburetor pump link)	9599
Retainer (accelerator retracting spring)	9-9824	Retainer (carburetor pump operating lever)	9568
Retainer (a/cond. evaporator filter)	18797	Retainer (carburetor pump rod spring)	9643
Retainer (a/cond. evaporator hose)	14919		
Retainer (alternator bearing)	10124		
Retainer (antenna control cable)	19104		
Retainer (auxiliary seat back spring)	60964-5		
Retainer (auxiliary seat cushion spring)	60914		

Alphabetical Index - Continued

Part Name	Group Number	Part Name	Group Number
Retainer (carburetor secondary diaphragm ball check valve)	9607	Retainer (front door trim panel)	21032-3
Retainer (carburetor secondary vacuum control valve spring)	9635	Retainer (front fender headlamp bezel)	16090
Retainer (carburetor vacuum distributor ball check valve)	9607	Retainer (front fender side moulding)	16249
Retainer (carburetor vacuum distributor check ball)	9575	Retainer (front fender to pillar)	16584
Retainer (clutch pedal retracting spring)	7540	Retainer (front seat adjuster regulator nut ball return guide)	60451
Retainer (clutch pedal rod seal)	01797	Retainer (front seat back ash receptacle)	62868
Retainer (clutch pedal stop lever pin)	7-7618	Retainer (front seat track regulator to horizontal equalizer bar link)	62004
Retainer (clutch release equalizer bar retaining spring)	7-7639	Retainer (front suspension lower arm ball joint dust seal)	3070
Retainer (control lamp)	19979	Retainer (front suspension upper arm ball joint dust seal)	3058
Retainer (cowl top inner panel drain tube)	02212-3	Retainer (front wheel hub grease)	1190
Retainer (cowl trim panel)	02354-5	Retainer (fuel & vacuum pump oil seal)	9468
Retainer (crankshaft rear seal)	6335	Retainer (fuel pump diaphragm spring)	9371
Retainer (diaphragm rod)	12388	Retainer (fuel pump push rod)	9423
Retainer (distributor cam)	12177	Retainer (glove compartment door lock escutcheon)	04417
Retainer (dome lamp or cargo lamp wiring)	13198	Retainer (glove compartment door moulding)	04778
Retainer (door opening windlace)	02614	Retainer (grommet)	14608
Retainer (door outside lower moulding)	21066	Retainer (grommet wiring through dash) top control	14613
Retainer (door outside rear moulding)	21196	Retainer (hood front moulding)	14899
Retainer (door window garnish moulding spacer)	20918	Retainer (hood front moulding)	16922
Retainer (engine steady rest insulator)	6953	Retainer (hood front ornament)	16632
Retainer (engine support)	6054	Retainer (hood lock release cable)	16125
Retainer (fender to body) front	50816	Retainer (horn blowing ring)	3-3626
Retainer (folding top bow listing)	50156	Retainer (instrument panel ash receptacle box)	04826-7
Retainer (folding top compartment rear & cover assembly folding top compartment)	23898	Retainer (instrument panel pad)	04878
Retainer (folding top compartment side trim front)	54624	Retainer (instrument panel radio grille)	04484
Retainer (folding top compartment side trim panel)	54460	Retainer (instrument panel radio grille)	04492
Retainer (folding top compartment trim)	54672-6	Retainer (instrument panel radio opening cover plate)	04456
Retainer (folding top No.1 bow moulding end)	50350-1	Retainer (lift gate outside belt moulding)	40250
Retainer (folding top No.1 bow outside moulding center)	50363	Retainer (lower back panel lining board)	40508
Retainer (folding top side rail deck)	52714	Retainer (luggage compartment door handle medallion)	43564
Retainer (front body pillar) upper weatherstrip	02594-5	Retainer (luggage compartment door lock extension)	43847
Retainer (front door at belt inner weatherstrip)	20461	Retainer (luggage compartment front lining board)	45452
Retainer (front door lock cylinder)	22023	Retainer (luggage compartment lining board) side	45434
Retainer (front door lock striker anchor plate)	22021	Retainer (moulding)	42426
Retainer (front door outside front moulding)	21645	Retainer (name plate)	19990
Retainer (front door outside handle button)	22442-3	Retainer (oil filter mounting bolt)	6898
Retainer (front door outside handle push button front & rear)	22459	Retainer (outside air intake grille)	19768
Retainer (front door outside mouldings)	21060-6	Retainer (outside front moulding)	20462
		Retainer (outside mouldings) windshield	03166

Alphabetical Index - Continued

Part Name	Group Number	Part Name	Group Number
Retainer (outside upper moulding)	21082	Retainer (quarter window stationary glass upper front)	30130
Retainer (package tray trim panel-rear)	46718	Retainer (radio antenna drive tension spring)	19121
Retainer (piston pin)	6140	Retainer (ratchet bar locking spring)	2786
Retainer (power steering hose insulator)	3A610		
Retainer (power steering oil reservoir filter spring)	3B756	Retainer (rear axle drive pinion pilot bearing)	4624
Retainer (power steering oil reservoir orifice "o" ring)	3-3625	Retainer (rear bumper opening ornament)	17337
Retainer (power steering pump flow director "o" ring)	3-3624	Retainer (rear bumper stone deflector)	17876
		Retainer (rear corner inner fin) lower panel	41876
Retainer (power steering pump relief valve)	3-3627		
Retainer (quarter & rear end outside belt moulding)	29128	Retainer (rear corner pillar outside moulding upper)	41030
Retainer (quarter arm rest to pillar)	31684	Retainer (rear corner pillar outside rear moulding)	41068
Retainer (quarter ash receptacle)	30714-5	Retainer (rear door glass front weatherstrip)	25342
Retainer (quarter outside) top front	29226	Retainer (rear door opening) corner windlace	24564
Retainer (quarter outside belt rear) moulding end	29435	Retainer (rear door outside finish panel front moulding)	24868
Retainer (quarter outside belt rear) moulding end	29518	Retainer (rear door outside front moulding)	25456
Retainer (quarter outside belt rear moulding) intermediate	291A20	Retainer (rear door outside handle button)	26432
Retainer (quarter outside belt rear moulding) rear	29421	Retainer (rear door outside lower)	25562
Retainer (quarter outside finish panel moulding)	28506	Retainer (rear door outside moulding) top rear	25534-5
		Retainer (rear door outside top) upper rear	25572
Retainer (quarter outside lower moulding)	29144	Retainer (rear door outside upper moulding)	25034
Retainer (quarter outside moulding)	29120		
Retainer (quarter outside moulding) upper	29108	Retainer (rear door outside upper rear moulding)	25072
Retainer (quarter outside rear belt moulding)	29176	Retainer (rear door trim panel)	27590-1
Retainer (quarter outside rear moulding)	28820	Retainer (rear door wiring shield)	24882
Retainer (quarter outside top) moulding rear	29230	Retainer (rear parking brake lever pin)	2106
		Retainer (rear seat cushion panel support)	60638
Retainer (quarter outside top front moulding) rear	29228		
Retainer (quarter outside upper front moulding)	29280	Retainer (rear spring front hanger)	5763
Retainer (quarter panel, front fender & front door moulding)	28506	Retainer (rear spring front insulator) inner	5746
Retainer (quarter pillar windlace) lower	31346-7	Retainer (rear spring front insulator) outer	5747
		Retainer (rear view inside mirror to instrument panel)	04758
Retainer (quarter side lower moulding) front	29288		
Retainer (quarter stationary window) front	30140-1	Retainer (rear view outside mirror control female)	12811
Retainer (quarter stationary window lower) front	30134-5	Retainer (rear wheel bearing)	1180
Retainer (quarter stationary window lower) rear	30132-3	Retainer (rear wheel bearing)	4020
Retainer (quarter trim panel lower) rear	31172	Retainer (robe cord end cover)	62822
Retainer (quarter wheel opening cover moulding)	29534	Retainer (roof front vent air register baffle spring) inner	50788-9
Retainer (quarter wheel opening stone guard)	29296		
Retainer (quarter window guide button)	30370	Retainer (roof front vent air register baffle spring) outer	50790-1
		Retainer (roof headlining rear corner)	52176-7
Retainer (quarter window stationary glass) upper rear	30118-9	Retainer (roof headlining support)	52182
Retainer (quarter window stationary glass lower front-end)	30144		

Alphabetical Index - Continued

Part Name	Group Number	Part Name	Group Number
Retainer (roof headlining support) rear	52180	Retainer (transmission rear band servo piston spring)	7B264
Retainer (roof outside)	50410	Retainer (transmission rear servo accumulator spring)	7-7371
Retainer (roof outside moulding) rear	50006	Retainer (turn signal control arm)	13347
Retainer (roof outside moulding) side rear	50022		
Retainer (roof outside rear moulding)	50034	Retainer (upper back panel moulding)	425A26
		Retainer (upper back panel moulding)	42536
Retainer (roof outside rear moulding inner)	51810	Retainer (valve spring)	6514
Retainer (roof outside side front moulding)	50004	Retainer (wheelhouse side trim panel) rear	28078-9
Retainer (roof outside side moulding)	50024	Retainer (windshield outside belt moulding)	03178
Retainer (roof outside side moulding) rear	50030		
Retainer (roof outside side rear moulding)	50494	Retainer (windshield outside belt side moulding filler)	03202
		Retainer (windshield washer coordinator adaptor)	17605
Retainer (roof outside top moulding)	50160	Retainer (windshield washer nozzle)	17187
Retainer (roof side ornament)	50272		
Retainer (roof side ornament) lower	50422-3	Retainer assembly (hood front outer moulding to hood)	16A658
Retainer (roof side ornament) upper	50850-1	Retainer & bar (front door ventilator window)	22204-5
		Retainer & bearing cup (rear axle drive pinion gear)	4659
Retainer (running lamp bulb)	13277		
Retainer (speedometer driven gear)	17292	Retainer & receptacle (front seat back ash) less lighter	62866
Retainer (stabilizer bar to suspension arm)	5476-7	Retainer speed (warning indicator bulb)	10918
Retainer (steering shaft upper bearing)	3B610	Ring (a/cond. compressor clutch) slip	2980
		Ring (alternator rotor slip)	10006
Retainer (steering wheel hub cap)	3657	Ring (brake booster body piston packing)	2357
Retainer (steering wheel hub emblem)	13A810		
Retainer (tailgate counter balance torque bar) inner	41948-9	Ring (camshaft sprocket lock)	6258
Retainer (tailgate counter balance torque bar) outer	40732-3	Ring (evaporator front register)	12684
		Ring (fuel tank filler cap retaining chain)	9125
Retainer (tailgate lock release rod to trigger)	43834	Ring (fuel tank sender retaining locking)	9277
Retainer (tailgate lower moulding)	40740	Ring gear & pinion kit	4209
Retainer (tailgate trim water upper shield)	40946		
Retainer (transmission control cable to dash grommet)	01789	Ring (generator bearing stop)	10163
		Ring (headlamp adjusting - high beam)	13118-9
Retainer (transmission control selector dial)	7-7344	Ring (headlamp adjusting - low beam)	13041
Retainer (transmission control selector indicator lamp housing)	15815	Ring (headlamp ball)	13037
Retainer (transmission control selector lever spring)	7-7345	Ring (headlamp ball)	13041
Retainer (transmission front band servo accumulator spring)	7374	Ring (headlamp bulb retaining)	13015
Retainer (transmission front band servo piston)	7A269	Ring (horn blowing)	13A800
Retainer (transmission gear shift lever arm)	7347	Ring (oil pump intermediate shaft retainer)	6629
Retainer (transmission gear shift selector spring)	7308	Ring (power steering pump vane)	3A644
Retainer (transmission main drive gear bearing)	7050	Ring (roadlamp retainer)	15214
		Ring (running lamp)	13183
Retainer (transmission main oil pressure regulator valve)	7A478	Ring (running lamp tube trim)	13197
Retainer (transmission parking pawl toggle lever support pin)	7-7326	Ring (spare wheel cover)	1351
Retainer (transmission parking pawl toggle return spring)	7-7323	Ring (transmission front clutch piston spring pressure)	7-7563
		Ring (transmission overdrive governor driven gear retaining)	6929

Alphabetical Index - Continued

Part Name	Group Number	Part Name	Group Number
Ring (transmission overdrive pinion case to main shaft)	7672	Rod (front seat track latch tie)	61726
Ring (transmission synchronizer blocking)	7107	Rod (fuel pump push)	9400
Ring (universal joint spider bearing retaining snap)	7096	Rod (license lamp leveling)	40356
		Rod (parking brake equalizer)	2628
Ring & gear plate (transmission overdrive back)	7662		
Riser (left rear seat cushion support)	60669	Rod (parking brake release)	2-2607-8
Riser (rear seat front)	60650-1	Rod (rear door lock push button)	25460-1
Riser (right rear seat cushion floor panel support)	60692	Rod (spare tirewell floor cover support)	45868
		Rod (tailgate lock control)	43880-1
Rivet (distributor cap clamp)	12145		
Rivet (front door ventilator window division bar weatherstrip)	21524	Rod (tailgate lock trigger release)	43894
Rivet (generator brush end plate)	11069	Rod (transmission control shaft to transmission)	7A186
Rivet (generator frame locking)	10088	Rod (transmission high & intermediate shift)	7325
		Rod (transmission low & reverse gear shift)	7327
Rocker arm cover gasket & seal kit	6A506	Rod (transmission parking pawl torsion lever)	7-7322
Rod (accelerator pedal to shaft)	9727		
Rod (accelerator shaft to carburetor)	9747	Rod (valve push)	6565
Rod (accelerator shaft to transmission control shaft)	9784	Rod & ball stud (steering spindle arm)	3280-1-2
Rod (auxiliary seat cushion)	63636	Roller (front door window glass frame) lock side	21525
		Roller (quarter window guide)	29824
Rod (brake master cylinder push)	2143	Roller (rear door window front guide) lower	25792
Rod (carburetor accelerator pump link to throttle lever)	9526	Roller (tailgate counter balance torque bar)	40787
Rod (carburetor accelerator pump link to vent lever)	9A515		
		Roller (transmission input shaft pilot bearing)	7120
Rod (carburetor accelerator pump piston operating)	9526	Roller (transmission mainshaft bearing)	7118
Rod (carburetor choke connector)	9A766	Roller (transmission rear clutch sun gear front bearing)	7-7507
Rod (carburetor choke control)	9A599	Roller (window regulator arm)	23240
Rod (carburetor choke shaft)	9598		
		Roof luggage carrier kit	55100
Rod (carburetor dashpot connecting)	9A527	Rotor (alternator)	10005
Rod (carburetor dashpot connecting)	9837	Rotor (distributor)	12200
Rod (carburetor fast idle)	9598	Rotor (lighting switch)	11A645
Rod (carburetor fast idle cam)	9649	Rotor (power steering pump)	3-3692
Rod (carburetor metering)	9A526		
		Rotor & shaft (oil pump drive)	6608
Rod (carburetor pump operating)	9531	Run (back window glass) lower side	40746-7
Rod (carburetor secondary diaphragm control)	9596	Run (back window glass) top	40742
Rod (carburetor secondary throttle control)	9C504	Run (back window glass) upper side	40744-5
Rod (carburetor throttle connector)	9B512	Run (front door glass)	21550
Rod (carburetor throttle synchronizer)	9591		
Rod (carburetor to transmission control shaft)	9747	Run (front door glass) lockside	21508-9
		Run (front door glass) top	21596
Rod (clutch lever release)	7521	Run (front door ventilator window division bar glass)	21546
Rod (clutch pedal to release lever)	7A516	Run (quarter window glass) front	30104-5
Rod (connecting)	6200	Run (quarter window glass) rear	29522
Rod (door lock control to cylinder)	21710		
		Run (quarter window sliding glass)	30110
Rod (front door lock actuating)	22381	Run (rear door glass)	25760
Rod (front door lock push button)	21852-3	Run (rear door glass) front	26208-9
Rod (front door lock push button to cylinder)	21294	Run (rear door glass) hinge side	25728
		Run (rear door glass lockside)	25760
		Run (rear door glass top)	25766

Alphabetical Index - Continued

Part Name	Group Number	Part Name	Group Number
Run (rear door ventilator window division bar glass)	26796-7	Screw & nut assembly (front seat adjuster regulator)	60425
Run (rear door ventilator window division bar glass)	26884	Screw shaft (with single motor seat)	60429
Run & bracket (front door ventilator window division bar glass)	21538-9	Scuff plate (front door)	13208-9
Run & deflector (back window glass) side	40776-7	Scuff plate (front seat back frame) inner	61182
Run & weatherstrip (rear door glass) rear	26000-1	Scuff plate (rear door)	13228-9
Run & weatherstrip rear door glass upper kit	26365	Seal (accelerator pedal rod)	9793
S		Seal (a/cond. compressor crankshaft)	19670
Scoop (outside air intake)	19884-5	Seal (a/cond. hose coupling)	19A593
Scoop (roof front vent air duct inlet)	50714-5	Seal (a/cond. register windshield garnish moulding) center	19162
Scraper (power steering cylinder piston rod)	3-3659	Seal (antenna motor extension - neck)	14863
Screen (a/cond. air compressor suction filling)	19672	Seal (back window division bar outside moulding)	42434
Screen (a/cond. compressor suction fitting)	19662	Seal (back window outside lower moulding retainer)	42469
Screen (carburetor air cleaner air duct)	9-9667	Seal (blower heat chamber to a/cond. chamber)	18A324
Screen (carburetor filter)	9-9526	Seal (blower heat chamber to a/cond. chamber)	19162
Screen (carburetor primary needle seat)	9-9918	Seal (brake booster push rod)	2384
Screen (carburetor secondary fuel inlet)	9-9919	Seal (brake booster push rod to piston)	2-2411
Screen (converter housing)	7993	Seal (brake booster slave cylinder end body)	2437
Screen (cowl ventilator)	02285	Seal (brake master cylinder plunger)	2-2160
Screen (crankcase ventilation)	6841	Seal (carburetor accelerator pump piston operating rod)	9622
Screen (oil pump)	6623	Seal (carburetor air horn)	9-9635
Screen (package tray duct)	19813	Seal (carburetor choke air inlet tube)	9655
Screen (roof front vent air duct scoop)	50722-3	Seal (carburetor fast idle rod)	9B501
Screen (transmission oil pan)	7A098	Seal (carburetor idle adjusting needle)	9634
Screen (ventilating air duct)	01900	Seal (clutch pedal rod)	7583
Screen & cover (oil pump)	6622	Seal (crankshaft front oil)	6700
Screen & retainer (carburetor filter)	9938	Seal (crankshaft rear main bearing cap)	6336
Screen cover & inlet tube (oil pump)	6615	Seal (crankshaft rear oil)	6701
Screw (brake adjusting)	2041	Seal (cross link stud)	3332
Screw (brake wheel cylinder bleeder)	2208	Seal (distributor base to cylinder block)	12143
Screw (carburetor air cleaner anchor)	9813	Seal (distributor shaft oil)	12476
Screw (carburetor choke valve attaching)	9A767	Seal (door outside handle push button)	22478-9
Screw (carburetor fast idle cam operating lever)	9586	Seal (drive pinion oil)	4676
Screw (carburetor pump discharge nozzle)	9577	Seal (front fender apron & radiator support to hood)	16590
Screw (carburetor throttle valve attaching)	9586	Seal (front fender apron shield splash)	16250
Screw (distributor bracket lock)	12230	Seal (front fender to front body pillar)	16246
Screw (folding top balance link adjusting)	50491	Seal (front suspension lower arm ball joint dust)	3-3070
Screw (front seat adjusting regulator) vertical	60449	Seal (front suspension upper arm ball joint dust)	3-3057
Screw (headlamp adjusting)	13032	Seal (fuel tank filler neck to rear floor pan)	9136
Screw (pole piece)	10044	Seal (heater core to case)	18658
Screw (steering sector shaft thrust adjusting)	3577	Seal (heater water control valve)	19460
Screw (valve rocker arm adjusting)	6549		
Screw (windshield wiper motor shaft stop)	17A549		
Screw assembly (front seat adjusting regulator) horizontal	60428		

Alphabetical Index - Continued

Part Name	Group Number	Part Name	Group Number
Seal (hood hinge bracket to body)	16878	Seal (transmission shifting shaft oil)	7288
Seal (lower arm ball joint dust)	3332	Seal (universal joint grease)	7078
Seal (oil pan to oil pump tube)	6698	Seal (upper arm ball joint dust)	3332
Seal (oil pump inlet tube)	6643	Seal (valve push rod cover stud)	6570
Seal (oil pump intermediate shaft)	6A001	Seal (valve push rod cover ventilation tube)	6498
Seal ("o" ring)	2-2422	Seal (valve push rod cover ventilation tube)	6769
Seal (parking lamp mounting bolt)	13250	Seal (valve rocker arm cover stud)	6570
Seal (parking lamp splash shield)	16146	Seal (valve rocker arm cover stud & power steering oil reservoir cover)	6570
Seal (power steering control valve spool cap end)	3-3703	Seal (valve stem)	6571
Seal (power steering control valve spool sleeve end)	3-3697	Seal (vent air inlet duct)	01998
Seal (power steering cylinder piston rod) inner	3-3656	Seal (vent air inlet duct to blower)	02869
Seal (power steering cylinder piston rod) outer	3-3658	Seal (vent air inlet duct to cowl top inner panel)	02866
Seal (power steering pump rotor shaft oil)	3B592	Seal (water pump)	8564
Seal (power steering pump to cylinder front cover)	3A583	Seal (windshield outside top moulding retainer)	03160
Seal (quarter wheel opening cover) front	27906	Seal (windshield wiper pivot shaft to cowl top)	17A475
Seal (quarter wheel opening cover) rear	27986-7	Seal & yoke kit	4841
Seal (rear spring retainer)	5-5728	Seal "o" ring (transmission overdrive governor)	6927
Seal (rear stone deflector to bumper)	17832	Seal ring (transmission front band servo accumulator) large	7381
Seal (rear stone deflector to bumper-outer) L. H.	17849	Seal ring (transmission front band servo accumulator) small	7382
Seal (rear stone deflector to bumper-outer) R. H.	17844	Seal (brake master cylinder outlet valve)	2-2179
Seal (rear wheel bearing inner oil)	1177	Seal (carburetor accelerator pump valve)	9567
Seal (roof front vent to cowl top)	50748	Seal (carburetor air cleaner element)	9B608
Seal (roof side rail weatherstrip) front	51650-1	Seal (frame front spring)	5420
Seal (roof side rail weatherstrip) rear	51324	Seal (insulator)	18031
Seal (speedometer drive gear oil)	17298	Seal (lighting switch rheostat tension spring)	11693
Seal (starter motor to flywheel housing)	6436	Seal (power steering oil reservoir filter element retaining spring)	3B754
Seal (steering column opening)	3513	Seal (steering connecting link extension ball stud)	3320
Seal (steering column opening)	01738	Seal (transmission front clutch lube valve)	7-7614
Seal (steering gear housing oil)	3591	Seal (transmission oil pressure regulator valve spring)	7-7466
Seal (steering gear sector shaft grease)	3A718	Seal (transmission rear clutch piston spring)	7-7516
Seal (steering gear shaft)	3B631	Seal (transmission rear pump check valve)	7-7712
Seal (steering gear shaft oil)	3738	Seal (vacuum pump diaphragm spring)	9302
Seal (steering idler arm)	3359	Selector (carburetor float bowl vent)	9557
Seal (steering linkage ball stud)	3332	Selector (roof front vent air control lever)	50770-1
Seal (tailgate lock access hole)	43154	Sender (fuel tank)	9275
Seal (transmission front band servo retainer accumulator)	7375	Separator (compressor suction line)	19600
Seal (transmission front clutch piston oil) outer	7-7548	Separator (compressor suction line)	19707
Seal (transmission input shaft oil)	7047	Shackle (rear spring)	5713
Seal (transmission main shaft oil)	7A011	Shackle (rear spring)	5776
Seal (transmission overdrive pawl operating rod oil)	7693	Shaft (accelerator)	9725
Seal (transmission shifter shaft oil)	7688	Shaft (alternator)	10007
		Shaft (brake master cylinder operating lever)	2482

Alphabetical Index - Continued

Part Name	Group Number	Part Name	Group Number
Shaft (brake pedal)	2478	Shield (front fender splash with seal) front	16A568-9
Shaft (carburetor choke)	9547	Shield (front seat cushion) side	62186-7
Shaft (carburetor throttle) secondary	9A592	Shield (front seat track) rear	62170-1
Shaft (clutch & brake pedal pivot)	7506	Shield (front suspension upper arm joint dust)	3-3056
Shaft (differential pinion)	4211	Shield (fuel filler opening splash)	28680
Shaft (distributor)	12175	Shield (generator splash)	10170
Shaft (front seat adjuster regulator) horizontal	60477	Shield (power steering control valve ball stud dust)	3-3713
Shaft (front seat adjuster regulator) vertical	60480	Shield (quarter trim water)	31065
Shaft (front seat track pivot) front	61857	Shield (radiator splash)	8A095
Shaft (front seat track pivot) rear	61853		
Shaft (front suspension upper arm) inner	3056	Shield (rear door wiring)	24784-5
Shaft (oil pump intermediate)	6A618	Shield (rear door wiring)	24786-7
Shaft (power steering pump rotor)	3B559	Shield (roof front vent air duct) rear	50798-9
Shaft (speed warning control)	15888	Shield (spark plug & ignition wire heat)	12299
Shaft (steering gear sector)	3575	Shield (starting motor heat deflector)	5296
Shaft (transmission control to accelerator)	7A185	Shield (tailgate trim water-upper)	40918
Shaft (transmission front band actuating lever)	7A165		
Shaft (transmission input)	7015	Shield (transmission extension oil seal dirt)	7A376
Shaft (transmission output)	7061	Shield (window regulator motor)	14484
Shaft (transmission overdrive control)	7-7685	Shift (transmission gear)	7200
Shaft (transmission overdrive main)	7749	Shim (door lock striker plate)	22058
Shaft (transmission rear band actuating lever)	7A171	Shim (driving pinion front bearing adjusting)	4672
Shaft (transmission reverse idler gear)	7140	Shim (driving pinion rear bearing adjusting)	4109
Shaft (valve rocker arm)	6563	Shim (front spring)	5355
Shaft (windshield wiper output)	17A435	Shim (front suspension lower arm front mounting bolt)	3054
Shaft & bearing (rear axle)	4234-5	Shim (front suspension upper arm mounting)	3043
Shaft & flange (steering gear)	3460	Shim (hood hinge to fender)	12819
Shaft & lever (carburetor thermostatic choke)	9A753	Shim (license plate mounting bracket to bumper)	12814
Shaft & rack (steering gear)	3524	Shim (steering gear shaft adjuster)	3763
Shaft & ring gear (output)	7A096	Shim (tailgate lock striker plate)	43152
Shaft, valve & weight assembly (carburetor auxiliary throttle)	9A534	Shim (tailgate support)	44553
Shank (directional signal switch)	13302	Shim or adjuster (differential rear axle bearing)	4067
Shank (directional signal switch)	13305	Shock absorber (front)	18045
Shell (fuse holder)	14430	Shock absorber (rear)	18080
Shell (rear license lamp)	13454	Shock absorber & bushing (front)	18077
Shield (back window housing - water)	40823	Shock absorber & bushing assembly (rear)	18097
Shield (battery cable)	10677	Shock absorber & bushing front kit	18124
Shield (brake master cylinder heat)	2-2139	Shock absorber & bushing rear kit	18125
Shield (carburetor thermostatic choke)	9861	Shroud (carburetor air cleaner duct)	9-9648
Shield (clutch release lever dust)	7513	Shroud (fan)	8146
Shield (compressor pulley)	2-2900-1	Shroud (steering column) upper	3530
Shield (doors, quarters, tailgate trim water)	20318	Shutter (a/cond. register) L. H.	19238
Shield (engine front support insulator assembly)	6035	Shutter (a/cond. register) R. H.	19200
Shield (engine splash)	6-6728	Signal (speed warning)	15880
Shield (engine splash)	6775	Slat (folding top rear bow No.4)	50340-1
Shield (front door wiring)	20770	Sleeve (bumper arm bolt)	17911
Shield (front fender splash)	16102-3	Sleeve (drag link adjusting)	3310
		Sleeve (fuel filler opening lid) stop	28627

Alphabetical Index - Continued

Part Name	Group Number	Part Name	Group Number
Sleeve (hood catch control)	16877	Snap ring (transmission rear band servo piston retainer)	7-7417
Sleeve (luggage compartment door lock cylinder)	43603	Snap ring (transmission rear clutch piston spring retainer)	7-7517
Sleeve (power steering control valve ball stud)	3A755	Snap ring (transmission rear clutch plate retainer)	7-7523
Sleeve (radio receiver support)	19114		
Sleeve (steering column upper bearing)	3518	Snap ring (transmission speedometer gear retaining)	7059
Sleeve (steering wheel hub)	3-3719	Snap ring (water pump housing)	8576
		Socket (brake adjusting screw)	2048
Sleeve (transmission clutch & governor oil distributor)	7A168	Socket (cargo & dome lamps)	13793
Sleeve (transmission interlock)	7233		
Sleeve (transmission intermediate & high clutch hub)	7106	Socket (clutch shaft ball)	7517
		Socket (luggage compartment & courtesy lamps)	13548
Sleeve (transmission parking pawl torsion lever support)	7014	Socket (power steering control valve ball stud)	3-3717
Sleeve (vacuum pump tube retainer)	17058	Socket (running lamp)	13371
Sleeve (valve spring retainer)	6517	Socket (transmission shift lever)	7A138
Slide (parking brake release)	2-2602		
		Socket & housing (transmission control selector lever)	7B099
Slide (rear door window stabilizer arm)	25808	Socket & retainer (cigar lighter)	15055
Slide (rear door window stabilizer arm)	29824	Socket & wire (heater control lamp)	18541
Slide (windshield wiper motor control)	12738		
Slinger (crankshaft oil)	6310	Socket & wire (parking brake release lamp)	15882-3
Slinger (drive pinion shaft oil)	4670	Socket & wire (turn signal indicator lamp)	13989
		Socket & wiring (luggage compartment door emblem)	15289
Slinger (generator armature bearing oil)	11114	Socket & wiring (parking lamp)	13234-5
Slinger (water pump shaft)	8550		
Snap ring (brake master cylinder piston)	2174	Socket & wiring (rear lamp)	13410
Snap ring (brake master cylinder plunger retaining)	2-2162	Solenoid (transmission overdrive gear shift)	6916
		Solenoid assembly (seat regulator control) 4-way seat	14610
Snap ring (converter stator clutch retainer)	7945		
Snap ring (fan)	8630	Spacer (a/cond. compressor mounting bracket)	2887
Snap ring (planetary clutch)	7-7037	Spacer (alternator fan)	10148
Snap ring (tappet valve)	6-6507	Spacer (body to frame)	11520
Snap ring (transmission drive gear bearing retaining)	7026	Spacer (camshaft fuel pump drive eccentric)	6291
Snap ring (transmission front band servo accumulator)	7384	Spacer (camshaft fuel pump eccentric)	6290
		Spacer (camshaft sprocket)	6265
Snap ring (transmission front band servo piston retainer)	7-7366	Spacer (carburetor choke housing to throttle body)	9686
Snap ring (transmission front clutch cylinder)	7-7567		
Snap ring (transmission governor retaining)	7-7136	Spacer (carburetor thermostatic choke shaft)	9852
		Spacer (carburetor to intake manifold)	9A589
Snap ring (transmission main drive gear bearing to shaft)	7064		
Snap ring (transmission main shaft rear bearing)	7030	Spacer (center body pillar lower finish panel) lower	24514
Snap ring (transmission output shaft ring gear retainer)	7-7065		
		Spacer (center body pillar lower finish panel) upper	24516
Snap ring (transmission overdrive cover plate)	7666	Spacer (crankshaft dampner)	6359
Snap ring (transmission overdrive main shaft bearing)	7656	Spacer (deflector muffler heat front)	5A227
Snap ring (transmission overdrive ring gear)	7654		

Alphabetical Index - Continued

Part Name	Group Number	Part Name	Group Number
Spacer (door vent window frame)	22215	Spacer (station wagon outside finish rail)	20774
Spacer (engine steady rest clamp)	6959	Spacer (steering gear housing to frame)	3566
Spacer (export cylinder head)	6032	Spacer (tailgate) outside finish rail	40924
Spacer (export intake manifold to cylinder head)	9444-5	Spacer (transmission countershaft gear bearing)	7115
Spacer (folding top No.1 bow rear weatherstrip)	50687	Spacer (transmission countershaft gear bearing)	7125
Spacer (front door outside finish rail)	25392	Spacer (transmission gear shift arm hub)	7336
Spacer (front door window garnish moulding)	20922	Spacer (transmission low oil pressure regulator valve)	7470
Spacer (front fender finish rail)	14848	Spacer (transmission oil distributor tube)	7-7885
Spacer (front fender to cowl top)	16354	Spacer (upper back panel to package tray)	40446
Spacer (front seat regulator to motor regulator housing)	61924	Spacer (valve spring)	6515
Spacer (front seat track upper to cushion frame support)	61782	Spacer (water pump - front)	8A501
Spacer (front shock absorber bracket)	3-3117	Spacer (water pump pulley to fan)	8546
Spacer (front suspension lower arm)	3061	Spacer (windshield outside side moulding)	03201
Spacer (front suspension lower arm)	3099	Spacer (windshield wiper mounting)	17519-20
Spacer (fuel pump link & spring retainer)	9382	Spacer & retainer (front door window garnish moulding)	20972
Spacer (heater plenum chamber mounting)	18A650	Spacer body bolt	00130
Spacer (hood ornament)	8219	Spacer body bolt	00134
Spacer (hood top ornament retaining nut)	16881	Spare wheel carrier accessory kit	1400
Spacer (instrument panel to steering column)	04058	Spark plug & coil high tension wires kit	12259
Spacer (lighting switch)	11675	Speaker (radio)	18808
Spacer (luggage compartment door lock cylinder)	43565	Speaker (radio rear seat)	18971
Spacer (multiple lubricator)	19576	Speedometer	17282
Spacer (package tray trim panel)	46726	Speedometer cable tip replacement kit	17A254
Spacer (power steering control valve sleeve end bushing)	3-3699	Spider (universal joint)	7084
Spacer (power steering control valve spool centering spring)	3-3707	Spindle connecting rod kit	3289-90
Spacer (power steering piston rod insulator)	3652	Spindle (front wheel)	3102-3
Spacer (quarter outside finish rail & fuel filler lid)	28718	Spotlamp (less bracket)	15301
Spacer (quarter window regulator)	30464	Spotlight accessory kit	15312-13
Spacer (radiator)	8A045	Spotlight mirror accessory kit	17761
Spacer (radio antenna switch mounting) L. H.	19022	Spring (accelerator shaft retracting)	9737
Spacer (radio antenna switch mounting) R. H.	18968	Spring (antenna drive tension)	19118
Spacer (radio grille short)	04413	Spring (automatic throttle control diaphragm return)	19672
Spacer (rear axle drive pinion bearing)	4662	Spring (automatic throttle control electro-magnet plunger)	19674
Spacer (rear door window regulator plate)	27020	Spring (auxiliary seat back floor latch)	61004
Spacer (rear door window weatherstrip)	26930	Spring (auxiliary seat back floor stop)	60813
Spacer (rear shock absorber)	18199	Spring (back window regulator counter balance)	40867
Spacer (rear shock absorber bracket)	18220	Spring (back window regulator handle locking plunger)	40865
Spacer (rear view inside mirror to instrument panel)	04757	Spring (back window regulator handle retaining)	40866
Spacer (roof front vent air register baffle control link)	50709	Spring (blower damper door air inlet)	19146
Spacer (running lamp mounting)	13238	Spring (brake adjusting screw)	2049
Spacer (speedometer gear)	17288	Spring (brake booster atmospheric valve hold down)	2-2442
Spacer (stabilizer bar)	5490	Spring (brake booster body piston reaction)	2-2358

Alphabetical Index - Continued

Part Name	Group Number	Part Name	Group Number
Spring (brake booster body piston return)	2361	Spring (carburetor throttle lever adjusting screw)	9578
Spring (brake booster check valve)	2-2371	Spring (carburetor throttle lever return)	9624
Spring (brake booster control valve return)	2A157	Spring (carburetor throttle tension or shaft return)	9A538
Spring (brake booster master cylinder counter reaction)	2-2302		
		Spring (carburetor vacuum piston)	9B548
Spring (brake booster vacuum valve poppet return)	2-2441	Spring (clock retaining) for clock & tachometer	15018
Spring (brake master cylinder compensating port)	2-2164	Spring (clutch pedal lever assist)	7A600
Spring (brake master cylinder outlet valve)	2183	Spring (clutch release equalizer bar retaining)	7545
Spring (brake pedal anti-rattle)	2A053	Spring (clutch release lever anti-rattler)	7562
		Spring (clutch release retracting)	7523
Spring (brake pedal retracting)	2472	Spring (directional signal switch pawl)	13316
Spring (brake shoe hold down)	2068	Spring (directional signal switch plate retainer)	13343
Spring (brake shoe retracting)	2035	Spring (distributor diaphragm)	12225
Spring (brake wheel cylinder piston return)	2204-5	Spring (distributor shaft)	12213
Spring (camshaft thrust piston)	6276	Spring (distributor weight)	12191-2
Spring (carburetor accelerator pump lever adjusting)	9571	Spring (distributor weight) secondary	12225
Spring (carburetor accelerator pump lever return)	9636	Spring (door ventilator window handle)	22986
Spring (carburetor accelerator pump operating rod)	9976	Spring (electric antenna anti-rattle)	15636
		Spring (exhaust control valve)	9467
		Spring (exhaust control valve) anti-rattle	9449
		Spring (front)	5310
Spring (carburetor accelerator pump overtravel)	9A538	Spring (front & rear door & quarter window regulator counter balance)	23318
Spring (carburetor accelerator pump piston operating rod)	9636	Spring (front door inside handles)	22624
Spring (carburetor accelerator pump piston return)	9B545	Spring (front door lock cylinder key hole cover)	22006-7
Spring (carburetor accelerator pump rod retaining)	9560	Spring (front door lock operating lever retainer)	22075
		Spring (front door lock remote control)	21910
Spring (carburetor air cleaner air duct intake valve plate)	9-9653	Spring (front door lock toggle)	21872-3
Spring (carburetor choke plate valve)	9560	Spring (front door outside handle push button)	22462
Spring (carburetor dashpot plunger return)	9589	Spring (front door ventilator window pivot)	22926
Spring (carburetor fast idle cam)	9B569	Spring-front seat cushion helper kit	63074
		Spring (front seat track assist)	61828
Spring (carburetor filter screen retainer)	9937	Spring (front seat track latch)	61883
Spring (carburetor float)	9A519	Spring (fuel & vacuum rocker arm)	9380
Spring (carburetor fuel inlet seat retainer)	9959	Spring (fuel filler opening lid hinge)	28614-5
Spring (carburetor idle adjusting needle)	9578	Spring (fuel filter retaining)	9342
Spring (carburetor metering rod)	9587		
Spring (carburetor pump chamber vent operating rod)	9A509	Spring (fuel pump diaphragm)	9396
		Spring (fuel tank filler neck lid hinge)	16377
		Spring (fuse holder)	14434
		Spring (generator brush)	10057
Spring (carburetor secondary throttle diaphragm return)	9B504	Spring (glove compartment door assist)	06069
Spring (carburetor secondary throttle return)	9A538	Spring (glove compartment door check arm)	06114
Spring (carburetor secondary vacuum control valve)	9-9634	Spring (glove compartment door check arm)	06181
		Spring (headlamp ball ring)	13031
		Spring (hood hinge lock)	16591

Alphabetical Index - Continued

Part Name	Group Number	Part Name	Group Number
Spring (hood hinge lock)	16812	Spring (right rear seat latch)	61378
Spring (hood hinge tension)	16789	Spring (roadlamp adaptor retainer)	15231
Spring (hood lock cable return)	16942	Spring (roof side rail weatherstrip flipper) assist	51664-5
Spring (hood lock cam)	16767	Spring (roof side rail weatherstrip flipper) striker	51659
Spring (hood lock trigger)	16921		
		Spring (speed warning indicator)	15944
Spring (horn blowing ring)	13A807	Spring (spring loaded cross link)	3327
Spring (ignition switch retaining)	11581	Spring (starter brush)	11059
Spring (instrument panel ash receptacle retainer cover)	04834	Spring (steering column upper bearing)	3520
Spring (jack hold down)	17119	Spring (strut to shoe)	2139
Spring (keyboard selector park)	14342	Spring (tailgate hinge cover)	44256
Spring (license lamp leveling rod)	40362	Spring (tailgate lock keyhole cover)	40881
Spring (lift gate hinge)	42936	Spring (tailgate lock pawl)	21988
Spring (lighting switch rheostat tension)	11692	Spring (transmission cable retaining)	7331
Spring (lighting switch rotor)	11A646	Spring (transmission control selector keyboard button-lock bar)	7082
Spring (luggage compartment door hinge)	42760		
		Spring (transmission control selector lever)	7B071
Spring (luggage compartment door hinge helper)	42762	Spring (transmission control selector stop)	7293
Spring (luggage compartment door lock keyhole cover)	43567	Spring (transmission control to accelerator bellcrank to lever)	7245
Spring (oil filter element retainer)	6889		
		Spring (transmission front band servo accumulator)	7365
Spring (oil pump relief valve)	6670	Spring (transmission front band servo piston retracting)	7A003
Spring (oil pump screen)	6628	Spring (transmission front clutch disc)	7B070
Spring (parking brake equalizer lever retracting)	2-2794	Spring (transmission front clutch lube valve)	7-7615
Spring (parking brake release slide)	2-2609		
Spring (parking brake warning lamp retainer)	10A848	Spring (transmission front pump check valve)	7A205
		Spring (transmission gearshift anti-vibrator)	7242
Spring (power steering control valve ball stud seat)	3-3711	Spring (transmission gearshift selector stop)	7-7225
Spring (power steering control valve reaction)	3-3756	Spring (transmission intermediate & high clutch hub)	7109
Spring (power steering control valve spool centering)	3-3704		
		Spring (transmission low oil pressure regulator valve)	7-7465
Spring (power steering oil reservoir element retaining)	3B688	Spring (transmission main oil pressure regulator valve)	7A270
Spring (power steering pump flow control valve)	3-3612	Spring (transmission manual valve detent lever)	7A261
Spring (power steering pump pressure plate)	3-3694		
Spring (power steering pump relief valve)	3B608	Spring (transmission mesh lock)	7234
		Spring (transmission overdrive retractor)	7685
Spring (quarter window regulator counter balance)	30351	Spring (transmission parking pawl toggle return)	7-7314
Spring (quarter window regulator guide roller)	30348	Spring (transmission parking pawl torsion)	7A180
Spring (radio antenna switch anti-rattle)	18799		
Spring (ratchet bar locking outer)	2788	Spring (transmission rear band servo accumulator)	7-7369
		Spring (transmission rear band servo piston)	7-7415
Spring (rear)	5560	Spring (transmission rear clutch piston)	7A480
Spring (rear door check on lower hinge)	26833	Spring (transmission rear pump check valve)	7A128
Spring (rear door window regulator counter balance)	27048		
Spring (rear door window stabilizer arm tension)	27042	Spring (transmission throttle valve return)	7-7761
		Spring (turn signal control arm tension)	13346
Spring (rear license plate support)	13455	Spring (vacuum pump diaphragm)	9315
Spring rear shackle & front bolt kit	5630		
Spring repair rear kit	5604		

Alphabetical Index - Continued

Part Name	Group Number	Part Name	Group Number
Spring (valve)	6513	Stop (rear seat back)	61062
Spring (valve rocker arm locating)	6587	Stop (rear seat back) less bumper	62236-7
Spring & retainer (carburetor air cleaner air duct thermostat)	9662	Stop (tailgate hinge cover panel)	44260
Spring & retainer (master cylinder return)	2145	Stop (transmission rear band adjusting)	7-7426
		Stop assembly (rear seat back)	62426-7
Spring & shaft (carburetor air cleaner air duct)	9670	Strainer (fuel pump filter bowl)	9365
Spring - compression (clip-visor arm) assist	04134	Strainer (package tray or rear seat back to floor)	46602-3
Sprocket (camshaft)	6256	Strainer (package tray to floor)	46610-1
Sprocket (crankshaft)	6306	Strainer (quarter panel belt to spare tirewell)	28534
		Strap (fuel tank support)	9092
Sprocket (speed warning control)	15887	Strap (hood ground)	16A600
Stabilizer (radiator air side deflector)	8824	Strap (ignition coil)	12044
Stanchion (radio antenna)	18922	Strap (jack hold down)	17083
Standard & overdrive transmission gasket kit	7153	Strap (muffler outlet pipe)	5A200-1
Starter brush kit	11057	Strap (power lubrication harness)	19594
Starter (less drive & pinion pin)	11002	Strap (power lubrication harness)	19599
Stator (alternator)	10175	Striker (luggage compartment door lock)	43252
Stator (converter)	7932	Striker (rear door window dovetail)	24858-9
Steering gear worm ball kit	3647	Strip (belt tacking) center	41745
Steering idler arm & bushing kit	3352	Strip (belt tacking) side front	41772-3
Steering sector adjuster shim kit	3763	Strip (belt tacking) side rear	41782-3
Steering wheel & horn blowing ring accessory kit	3599	Strip (front door belt inner panel rear finish)	21108-9
Stem (brake booster vacuum poppet compensator)	2-2437	Strip (front door glass retaining) upper	21478
		Strip (quarter window sliding glass) retaining	29722-3
Stem (brake master cylinder compensating port valve)	2-2354	Strip (rear door belt inner panel finish)	25690-3
Stick (power steering reservoir oil level dip)	3A586	Strip (rear door window front inside finish)	25390-1
Stop (back window) lower	42308-9	Strip (rear floor finish) at wheelhouse	13210-1
Stop (distributor vacuum advance)	12202	Strip (roof headlining) front	50952-3
		Strip (roof headlining front) tacking	50964
Stop (door window) lower	21758	Strip (roof headlining rear) tacking	50974
Stop (door window) upper	25780	Strip (roof headlining rear) tacking	50995
Stop (front door ventilator window pivot)	22992	Strip (roof headlining retaining) rear	50956-7
Stop (front door window) upper	21756	Strip (roof headlining side front) tacking	50994
Stop (front door window) upper	21770	Strip (roof headlining side rear) tacking	50996
Stop (front seat back)	61064	Strip (tailgate skid)	44432
Stop (front seat track)	61939	Strut (frame to radiator support)	8A012-3
Stop (power steering control valve spool travel regulator)	3-3708	Strut (transmission front band actuating)	7A158
Stop (quarter window)	29968	Strut (transmission rear band actuating)	7-7421
Stop (quarter window front guide roller)	30546-7	Strut (transmission rear band anchor)	7A175
Stop (quarter window regulator arm)	29822	Stud (antenna motor mounting)	12542
Stop (rear door window)	262A20-1	Stud (back window latch actuating)	40870
Stop (rear door window) lower	27070	Stud (quarter window) guide roller	29825
Stop (rear door window) lower front	26059	Stud (quarter window regulator equalizer arm)	30542
Stop (rear door window) upper	21768	Stud (rear door window center guide retainer clip)	26542
Stop (rear door window rear upper)	25816	Stud (rear shock absorber) lower	18193
Stop (rear door window regulator drive arm)	25740-1	Stud (running lamp trim tube)	13196

Alphabetical Index - Continued

Part Name	Group Number	Part Name	Group Number
Stud (spring loaded cross link)	3311	Support (rear license plate bracket)	13393
Stud (windshield wiper motor bumper mounting)	13051	Support (rear seat back)	62332
Stud & washer (rear spring front hanger)	5780	Support (rear seat back)	62400
Sun shield back window kit	42097	Support (rear seat back stop)	62286-7
		Support (rear seat cushion floor)	60552-3
Support (a/cond. air compressor mounting bracket)	2-2903		
Support (a/cond. compressor mounting bracket)	2-2932	Support (register windshield garnish center moulding)	19145
Support (auxiliary floor at wheelhouse side)	11738-9	Support (right rear seat)	63160
		Support (right rear seat cushion)	60634-5
Support (auxiliary floor side)	11500	Support (roof headlining retaining)	52101-8
Support (battery)	10732		
Support (brake pedal)	01508	Support (roof side ornament)	50366
Support (carburetor booster venturi)	9-9494	Support (spare wheel carrier hinge)	1A350
		Support (spare wheel mounting)	47071
Support (folding top compartment side trim retainer)	54646-7	Support (starter cable)	14550
Support (folding top main pivot bracket)	53156-7		
Support (folding top main pivot bracket to wheelhouse)	53088-9	Support (tailgate)	44400-1
Support (folding top No. 5 bow pivot bracket)	53172-3	Support (transmission converter stator)	7A108
		Support (transmission planetary)	7A130
Support (frame engine rear)	5059	Support (valve rocker arm shaft)	6531
Support (front door arm rest)	24160	Support (windshield washer reservoir mounting bracket)	17672
Support (front door glass run) lower lock side	21514		
Support (front fender apron & radiator)	16138	Support & bracket (dome lamp mounting)	51486
		Support bracket & insulator (muffler)	5B211
Support (front seat cushion side shield) front	62168-9	Suppressor (ignition coil to distributor)	18811
Support (front seat cushion side shield) rear	62194-5	Switch (a/cond. control)	19A642
Support (front seat cushion side shield) side	62204-5		
Support (front seat track to floor)	61709	Switch (a/cond. control blower)	19309
Support (headlining rear corner)	52186	Switch (back-up lamp)	15520
		Switch (blower)	19986
Support (hood latch dowel)	16716	Switch (control cutout)	19757
Support (hood lock)	16717	Switch (courtesy & dome)	13740
Support (instrument panel radio grille)	04548		
Support (luggage compartment door lock extension)	40669	Switch (fan power booster indicator)	10A843
		Switch (headlamp dimmer foot)	13532
Support (power steering oil reservoir filter element)	3-3541	Switch (heater)	18578
Support (power steering pump)	3C511	Switch (heater temperature)	18A270
Support (quarter window garnish moulding) rear	29186	Switch (ignition)	11572
Support (radiator grille opening ornament)	8-8109	Switch (interior lamps)	13713
Support (radiator grille opening ornament)	8116	Switch (interior lamps)	13752
Support (radiator splash shield)	8-8209	Switch (lighting)	11654
		Switch (luggage compartment lamp)	13546
Support (radio receiver) rear L. H.	18890	Switch (master window control-lockout)	14A695
Support (radio receiver) rear R. H.	18888		
Support (rear license plate)	13419	Switch (oil pressure sender)	9278
		Switch (parking brake signal lamp)	15852
		Switch (power lubrication vacuum contact)	14964
		Switch (power lubrication warning light)	14925
		Switch (radio foot control)	18608
		Switch (roadlamp)	15224
		Switch (seat regulator control)	14A701
		Switch (starter cutout)	11516
		Switch (stoplight)	13480

Alphabetical Index - Continued

Part Name	Group Number	Part Name	Group Number
Switch (tailgate window) limit	14743	Thermostat (water)	8575
Switch (top control) less wires	15668	Thermostatic heat chamber kit	9A761
Switch (transmission control inhibitor)	15843	Tip (back window division bar inside moulding)	42471
Switch (transmission control selector keyboard "neutral") starter	7A247	Tip (back window division bar outside moulding) lower	42470
Switch (transmission overdrive accelerator kickdown)	7A652	Tip (back window division bar outside moulding) upper	41970
Switch (transmission reverse & park inhibitor)	15824	Tissue dispenser	19A549
Switch (window & seat regulators)	14540	Top (folding) less trim	53000
Switch (window regulator control)	14529	Touch-up paint (1 oz. tube) (refer to parts & accessories stock order pad for color selection & order requirements accordingly)	19502
Switch (window regulators)	14545	Touch-up paint (6 oz. spray can) (refer to parts & accessories stock order pad for color selection & order requirements accordingly)	19500
Switch assembly (quarter window regulator) left	14717	Track assembly (front seat)	61704-5
Switch & bracket (parking brake signal)	15A851	Traffic lamp reflector accessory kit	18342
Switch & bracket (power booster fan indicator)	12557	Transmission front clutch lube valve kit	7-7531
Switch & bracket (tailgate) limit	14A011	Transmission gasket & seal kit	7153
Switch & bracket (window regulator tailgate)	14278	Transmission (less converter)	7003
Switch & cover (windshield wiper)	17470	Transmission oil pressure regulator valve spring & retainer kit	7B025
Switch & knob (radio antenna)	18863	Transmission overdrive governor switch kit	6937
Switch & wire (glove compartment lamp)	14413	Transmission reverse park inhibitor switch kit	15824
Switch & wiring (directional signal)	13A319	Transmission & converter	7000
Switch & wiring (rear door window regulator control)	14537-8	Transmission & extension	7003
Switch & wiring (seat positioning switch motor)	14A712	Trap (a/cond. evaporator drain)	19998
Switch & wiring (seat regulator control positioning transmitter)	14A714	Tray (battery)	10764
Synchronizer (transmission)	7124	Trigger (tailgate lock release)	40854
T			
Tachometer	17360	Trim (rear lamp door)	13494-5
Tank (fuel)	9002	Trim (rear reflector)	13276
Tank & bracket (vacuum reserve)	19A566	Trough (back window side drain)	45006-7
Tappet (valve lifter)	6500	Trough (luggage compartment door opening drain) side	45100-1
Tee (power lubrication vacuum resistor)	12569	Trough (luggage compartment door opening drain) side	45114-5
Tee (windshield washer connector)	17615	Trough (luggage compartment door opening lower corner drain)	45120-1
Tensioner (windshield wiper)	17590-1	Trough (timing chain lubrication)	6880
Terminal (bullet type)	14461	Trunnion (parking brake equalizer)	2A690
Terminal (generator screw)	10211	Trunnion (parking brake release)	2-2603
Terminal (starting motor field)	11102	Tube (a/cond. air compressor discharge)	19659
Terminal (wire)	9212	Tube (a/cond. blower housing to blower motor)	19A786
Terminal (wire)	14468	Tube (a/cond. dehydrator to evaporator)	19835
Thermostat (a/cond. evaporator temperature control)	19618	Tube (a/cond. dehydrator to evaporator)	19837
Thermostat (carburetor air cleaner air duct)	9662	Tube (a/cond. dehydrator to liquid indicator)	18781
Thermostat (carburetor air cleaner air duct)	9-9666	Tube (a/cond. evaporator expansion valve)	19863
Thermostat (fan clutch)	8-8602		
Thermostat 157° to 162° kit	8570		

Alphabetical Index - Continued

Part Name	Group Number	Part Name	Group Number
Tube (a/cond. evaporator to compressor shut off valve)	19867	Tube (tailgate drain)	40743
Tube (a/cond. vacuum line adaptor)	19A686	Tube (thermostatic choke control) inlet	9820
Tube (automatic throttle control to intake manifold)	19716	Tube (thermostatic choke control) outlet	9819
		Tube (thermostatic choke control heat)	9890
		Tube (transmission clutch & governor oil) front	7A173
Tube (brake)	2263-4	Tube (transmission clutch & governor oil) intermediate	7A170
Tube (brake booster body piston to hose)	2-2393	Tube (transmission clutch & governor oil) rear	7A174
Tube (carburetor balance)	9A501	Tube (transmission compensator pressure oil)	7A206
Tube (carburetor float bowl connecting)	9534	Tube (transmission front band servo oil)	7-7379
Tube (carburetor secondary throttle balance)	9-9802	Tube (transmission front band servo oil) accumulator	7385
Tube (carburetor secondary throttle control vacuum)	9997	Tube (transmission lubricating oil)	7A208
Tube (carburetor secondary venturi fuel supply)	9616	Tube (transmission main oil pressure)	7-7469
Tube (carburetor secondary venturi fuel supply metering jet)	9A528	Tube (transmission oil cooler discharge to sump)	7880
Tube (carburetor vacuum transfer)	9996	Tube (transmission oil cooler oil inlet)	7A030
Tube (compressor discharge)	A19656	Tube (transmission oil cooler oil inlet) rear	7B028
Tube (cowl top inner panel drain)	02207	Tube (transmission oil cooler oil outlet)	7A031
		Tube (transmission oil filler)	7A228
Tube (distributor vacuum)	12226	Tube (transmission rear pump inlet oil)	7A160
Tube (evaporator core to evaporator case)	19807	Tube (transmission rear pump outlet oil)	7A204
Tube (evaporator liquid indicator to evaporator case)	19806	Tube (transmission reverse & park inhibitor switch)	7054
		Tube (transmission shift)	7212
Tube (evaporator to compressor shut-off valve)	19852	Tube (vacuum pump to block)	6-6634
Tube (evaporator to compressor shut-off valve)	19856	Tube (valve push rod cover ventilation) upper	6499
Tube (evaporator to low pressure valve)	19605	Tube (valve rocker arm shaft oil outlet)	6581
Tube (front expansion valve to low pressure shut-off valve)	19973	Tube (valve rocker arm shaft oil outlet)	6588
		Tube (water by-pass)	8555
Tube (fuel) front	9289	Tube (water by-pass) front	8548
Tube (fuel) intermediate	9308	Tube (water by-pass) lower	8549
Tube (fuel) rear	9282	Tube (windshield wiper)	17543
Tube (fuel pump to carburetor)	9369	Tube (windshield wiper)	17578
Tube (fuel tank vent) lower	9101	Tube (windshield wiper hose)	17536
Tube (fuel tank vent) upper	9A086	Tube assembly (carburetor idle)	9542
Tube (generator field coil lead insulating)	10195	Tube assembly (crankcase ventilation)	6759
Tube (heater water outlet)	18663	Tube assembly (fuel tank to pump) pump end	9A323
Tube (intake manifold to brake booster)	2-2349	Tube & adaptor (crankcase ventilation)	6758
Tube (intake manifold to starter cut-out switch)	9-9446	Tube & bracket (heater water outlet)	18654
Tube (oil level indicator)	6754	Tube & clip (vacuum pump to windshield wiper motor hose)	16978
Tube (oil pan to oil pump)	6639		
Tube (power steering pump) inlet	3A580	Tube & flange (carburetor air cleaner air intake)	9A690
Tube (receiver tank)	19948	Tubing (brake & fuel lines)	2269
Tube (running lamp trim)	13286	Turbine (converter)	7920
Tube (steering column)	3514		

Alphabetical Index - Continued

Part Name	Group Number
U	
"U" bolt (muffler and resonator)	5B212
"U" bolt (muffler inlet crossover pipe)	5438
"U" bolt (muffler inlet pipe)	5A239
"U" bolt (rear spring)	5705
"U" bolt (universal joint)	4529
Universal joint front & rear kit	7039
V	
Valve	6505
Valve	6507
Valve (a/cond. & heater vacuum check)	19A563
Valve (a/cond. compressor) high pressure	19715
Valve (a/cond. compressor) low pressure	19752
Valve (a/cond. evaporator expansion)	19849
Valve (brake booster atmospheric poppet)	2-2346
Valve (brake booster check)	2A185
Valve (brake booster control)	2A238
Valve (brake booster vacuum poppet)	2-2344
Valve (brake master cylinder outlet check)	2178
Valve (carburetor accelerator pump intake check)	9576
Valve (carburetor accelerator pump intake check ball)	9A541
Valve (carburetor float bowl vent)	9557
Valve (carburetor power jet)	9594
Valve (carburetor secondary throttle)	9A598
Valve (carburetor spark control)	9B572
Valve (exhaust control)	9685
Valve (fuel pump)	9352
Valve gasket set kit	6079
Valve (heater temperature regulator)	18502
Valve (heater water control)	18495
Valve (power steering control valve retainer port relief)	3-3710
Valve (power steering gear hydraulic control)	3A730
Valve (power steering pump)	3A561
Valve (transmission front pump check)	7A202
Valve (transmission rear band servo check)	7-7658
Valve (transmission rear pump check)	7-7713
Valve (transmission valve control)	7-7764
Valve (vacuum pump check)	9328
Valve (vent air)	01850-1
Valve & bracket (compressor)	19750
Valve & bracket (condenser high pressure)	19630
Valve & bracket (power lubrication)	14911

Part Name	Group Number
Valve & control (modulating)	19963
Valve & motor (heater temperature regulator)	12546
Valve & seat (carburetor fuel inlet)	9564
Valve plunger (brake booster body piston)	2395
Vane (power steering pump)	3-3695
Vanity mirror accessory kit	18249
Vent (rear axle housing)	4022
Vent (transmission case)	7034
Venturi (a/cond. evaporator)	12688
Venturi (carburetor primary)	9641
Venturi (carburetor primary) L. H.	9A531
Venturi (carburetor primary) R. H.	9A533
Venturi (carburetor secondary)	9641
Venturi (carburetor secondary) L. H.	9A532
Venturi (carburetor secondary) R. H.	9A530
Venturi (power steering oil reservoir pump)	3760
Vest assembly seat belt kit	61256
W	
Washer (antenna center mast stop)	19120
Washer (brake booster plunger reaction spring)	2-2295
Washer (brake master cylinder boot)	2-2383
Washer (brake master cylinder plunger seal back)	2-2161
Washer (camshaft sprocket)	6278
Washer (carburetor accelerator operating rod seal retainer)	9566
Washer (carburetor choke rod seal)	9647
Washer (clutch release equalizer shaft)	7539
Washer (converter impeller thrust)	7-7909
Washer (converter stator thrust)	7937
Washer (converter thrust)	7962
Washer (crankshaft damper)	6378
Washer (differential pinion thrust)	4230
Washer (differential side gear thrust)	4228
Washer (distributor shaft thrust)	12179
Washer (door ventilator window handle)	22982
Washer (front door ventilator window)	22963
Washer (front shock absorber insulator) outer	18171
Washer (front suspension upper arm bushing)	3-3042
Washer (front wheel outer bearing retainer)	1195
Washer (fuel & vacuum pump rocker arm pin)	9418
Washer (power steering control valve centering spring)	3799
Washer (power steering idler arm)	3-3700

Alphabetical Index - Continued

Part Name	Group Number	Part Name	Group Number
Washer (power steering piston rod insulator) inner	3-3647	Weatherstrip (folding top side rail) outer rear	51558-9
Washer (power steering piston rod insulator) outer	3-3643	Weatherstrip (folding top side rail) rear	51566-7
Washer (rear shock absorber insulator) outer	18177	Weatherstrip (front body pillar) upper	02626
Washer (shock absorber-inner)	18039	Weatherstrip (front door)	20530-1
Washer (shock absorber-outer)	18040	Weatherstrip (front door at belt) inner	20570-1
Washer (spare tire well floor cover support rod)	7-7245	Weatherstrip (front door glass at belt) inner	21456-7
Washer (spring 3-wave)	53210	Weatherstrip (front door glass at belt) outer	21452-3
Washer (starter armature thrust)	11036	Weatherstrip (front door glass channel)	21510
Washer (starter field terminal)	11093	Weatherstrip (front door ventilator window) front	21448-9
Washer (starter field terminal)	11095	Weatherstrip (front door ventilator window division bar)	21450-1
Washer (starter field terminal insulator)	11094	Weatherstrip (front fender apron splash panel)	16170
Washer (steering shaft coupling bolt)	3-3467	Weatherstrip (front fender apron to frame) front	16252
Washer (transmission countershaft gear thrust)	7119	Weatherstrip (front fender rear splash shield to dash extension)	16132
Washer (transmission front clutch hub thrust)	7-7577	Weatherstrip (lift gate & tailgate)	43706
Washer (transmission front clutch sun gear thrust) front	7-7545	Weatherstrip (luggage compartment door)	43720
Washer (transmission front clutch sun gear thrust) rear	7-7548	Weatherstrip (quarter window) front	30146-7
Washer (transmission input shaft thrust)	7019	Weatherstrip (quarter window front lower corner)	29748-9
Washer (transmission output shaft thrust)	7-7067	Weatherstrip (quarter window glass) outer	29732-3
Washer (transmission output shaft thrust)	7B368	Weatherstrip (quarter window glass at belt) inside	29744-5
Washer (transmission rear clutch sun gear counterthrust)	7-7524	Weatherstrip (quarter window glass channel)	29724
Washer (transmission rear clutch sun gear thrust)	7A166	Weatherstrip (quarter window glass channel)	29795
Washer (valve rocker arm shaft)	6590	Weatherstrip (quarter window inner) lower	30257-9
Washer (valve rocker arm shaft spring)	6598	Weatherstrip (quarter window stationary glass)	29904-5
Washer-spring (folding top)	53213	Weatherstrip (quarter window stationary glass) vertical	29910-1
Water pump - repair kit	8591	Weatherstrip (quarter window upper with clips)	30100
Weather (rear door glass) front	25824-5	Weatherstrip (rear door)	25324-5
Weatherstrip (back window)	42052-3	Weatherstrip (rear door glass at belt) inside	25860-1
Weatherstrip (back window)	42084	Weatherstrip (rear door glass at belt) outside	25596-7
Weatherstrip (back window center glass) inner	42066	Weatherstrip (rear door glass channel)	26258
Weatherstrip (back window glass) inner	42072	Weatherstrip (rear door glass run) rear	25476
Weatherstrip (back window glass) outer	42082	Weatherstrip (rear door window)	26374
Weatherstrip (back window glass at belt)	40760	Weatherstrip (rear door window) stationary	26894-5
Weatherstrip (door at belt)	20568-9	Weatherstrip (rear door upper rear extension corner)	25432-3
Weatherstrip (folding top No.1 bow) front	51338	Weatherstrip (rear door ventilator window)	26894-5
Weatherstrip (folding top No.1 bow) rear	51330	Weatherstrip (rear door ventilator window division bar)	26906
Weatherstrip (folding top side rail) center	51564-5	Weatherstrip (roof side rail)	51222-3
Weatherstrip (folding top side rail) front	51562-3	Weatherstrip (roof side rail) center	51678-9
Weatherstrip (folding top side rail) outer center	51552-3	Weatherstrip (roof side rail) front corner	51676-7
		Weatherstrip (splash panel to frame) rear	16254
		Weatherstrip (tailgate)	41608
		Weatherstrip (tailgate) side on body	43964-5

Alphabetical Index - Continued

Part Name	Group Number	Part Name	Group Number
Weatherstrip (tailgate) upper	41614	Wire (ignition switch to power seat & power window switch circuit breaker)	14626
Weatherstrip (tailgate bottom) outer	43726	Wire (oil pressure gauge connector)	9A282
Weatherstrip (tailgate - upper corner on body)	43994-5	Wire (100 foot spool)	14296
Weatherstrip (windshield)	03110	Wire (overdrive harness to ignition coil)	14381
Weatherstrip (windshield garnish moulding)	03198-9		
Weatherstrip & bracket (quarter window front)	30114-5	Wire (parking brake warning & inhibitor solenoid jumper)	15872
Weatherstrip & retainer (quarter window) upper	29920-1	Wire (rear quarter ornament lamp)	14389
Wedge (rear axle adjusting)	4137	Wire (seat regulator & tailgate regulator) feed	14716
Weight (carburetor pump discharge ball)	9B511	Wire (windshield wiper motor to dash panel)	17A450
Weight (distributor)	12188		
Weight (wheel balance)	1040	Wire & socket (rear license lamp)	13412
Welt (a/cond. windshield garnish end moulding)	19473	Wiring (a/cond. blower switch feed)	19945
Welt (register garnish center moulding)	19499	Wiring (a/cond. compressor clutch to dash panel)	2951
Welt (windshield garnish moulding)	03127	Wiring (back-up lamp feed)	15A491
Wheel	1007	Wiring (back-up lamp switch to back-up lamp)	15506
Wheel (blower fan)	19834	Wiring (back window regulator) main	14687
Wheel (heater blower)	18504	Wiring (back window regulator) main-jumper	14A017
Wheel opening cover quarter panel kit	27964	Wiring (back window regulator feed)	14683
		Wiring (body main)	14A005
Wheel (steering)	3600	Wiring (cargo lamp)	13A710
Wheel cover applique	1035	Wiring (charge indicator)	10958
Wheelhouse (quarter)	27882-3	Wiring (courtesy lamp switch)	13A709
Window (back)	40800	Wiring (dash panel to engine gage feed)	14289
Window (front door vent)	21604-5	Wiring (dash panel to headlamp junction)	14290
Window (front door ventilator)	21414-5	Wiring (distributor to spark plug) No.1	12286
Window (rear door ventilator) less glass	26868-9	Wiring (distributor to spark plug) No.2	12283
Windshield sun shield kit	03125	Wiring (distributor to spark plug) No.3	12284
Windshield washer accessory kit	17A606	Wiring (distributor to spark plug) No.4	12287
Wire (antenna switch feed)	18998	Wiring (distributor to spark plug) No.5	12282
Wire (back-up lamp socket)	15536	Wiring (distributor to spark plug) No.6	12285
Wire (cargo lamp)	14302	Wiring (distributor to spark plug) No.7	12295
Wire (cargo lamp ground)	13A700	Wiring (distributor to spark plug) No.8	12296
Wire (cargo or dome lamp socket)	13796	Wiring (electric seat regulator) feed	14A698
Wire (cigar lighter)	14350	Wiring (electric seat regulator switch to relay)	14A697
Wire (cigar lighter feed)	15A046	Wiring (electric seat regulator switch to relay jumper)	14533
Wire (cigar lighter ground)	14343	Wiring (electric window regulator) front doors	14630-1
Wire (circuit breaker to starting motor relay)	15A666	Wiring (electric window regulator) rear door	14632-3
Wire (clock)	15026	Wiring (electric window regulator motor) jumper	14663
Wire (coil to distributor)	18811		
Wire (coil to distributor) low tension	14302		
Wire (courtesy & dome lamp socket)	13412	Wiring (electric window regulator rear quarter)	14644
Wire (distributor breaker ground)	12264	R. H. & L. H.	
Wire (distributor terminal primary)	12216	Wiring (electric windshield washer feed)	14297
Wire (dome or cargo lamp) feed	14334	Wiring (electric windshield wiper switch to ignition switch)	17A460
Wire (horn ring)	13927		
Wire (ignition circuit to overdrive relay)	7A199	Wiring (fan power booster indicator)	11535
Wire (ignition coil to ignition resister)	14495	Wiring (generator to generator regulator)	14305

Alphabetical Index - Continued

Part Name	Group Number	Part Name	Group Number
Wiring (headlamp)	14445	Wiring (speed warning signal)	15503
Wiring (headlamp lead)	13076	Wiring (starter circuit jumper)	12638
Wiring (heater switch to blower switch)	18A627	Wiring (starting motor relay to window regulator safety relay)	14679
Wiring (horn connecting)	14672		
Wiring (horn relay to horns)	13A804	Wiring (top control relay to circuit breaker)	15A668
Wiring (ignition switch & heater switch)	11A572	Wiring (top control switch)	15A657
Wiring (ignition switch to heater switch)	18B371	Wiring (window regulator rear switch) feed	14A027
Wiring (indicator lamps)	13A705		
Wiring (instrument cluster)	9272	Wiring (window regulator safety relay to window circuit breaker)	14678
Wiring (instrument panel to dash panel) main	14401	Wiring & socket (instrument panel ash receptacle lamp)	18981
Wiring (license lamp connector)	14415		
Wiring (luggage compartment lamp)	19B516	Wiring & switch (transmission overdrive solenoid to relay)	7A200
Wiring (parking brake warning & inhibitor solenoid)	15869	Wrap (carburetor air cleaner element)	9B630
Wiring (parking lamp extension)	13A214	Wrench (wheel & jack handle)	17035
Wiring (power lubrication)	19B503	Wrench & jack handle	17032
Wiring (radio receiver to rear seat speaker)	18A900		
Wiring (rear lamps)	14405	Y	
Wiring (seat regulator control positioning transmitter-jumper)	14774	Yoke (folding top hydraulic lift piston shaft)	50632
Wiring (seat regulator switch to relay) jumper	11453	Yoke (front seat adjuster regulator clutch)	60510
		Yoke & plug (universal joint slip)	4841
		Yoke spring (power lubrication)	14912

MEMO

Numerical Cross Reference Index

PART NUMBER		BASIC PART NUMBER GROUP
B7T	1201-A	4221
B9MB	1382-B	1448
8A	2136-A	2135
LA	2152-A	2154
8A	2261	2061-2
8L	2261-A	2061-2
KC	2261-A	2061-2
MK	2261-A	2061-2
8A	2262	2061-2
8L	2262-A	2061-2
KC	2262-A	2061-2
MK	2262-A	2061-2
MC	2265-D	2263-4
MG	2265-G	2263-4
MG	2265-H	2263-4
MK	2265-C	2263-4
MK	2265-D	2263-4
B9MM	2265-C	2263-4
MC	2267-C	2263-4
MC	2267-D	2263-4
MG	2267-B	2263-4
MK	2267-A	2263-4
PB9M	2267-A	2263-4
PB9M	2267-B	2263-4
MC	2268-C	2263-4
MC	2268-D	2263-4
MG	2268-B	2263-4
MK	2268-A	2263-4
PB9M	2268-A	2263-4
PB9M	2268-B	2263-4
MK	2349-A	2-2249
B9M	2A450-A	2005
MA	2457-C	2454
MG	2457-A	2454
B9M	2457-A	2454
LA	2860-A	2814
B4A	3054-A	3-3055
B4A	3055-A	3-3056
B4A	3069-B	3-3068
B4A	3090-A	3-3042
B4A	3091-A	3-3042
AD	3105-C	3102-3
B8S	3511-A	3509
FEK	3744-A	13A808
FEK	3790-AP	7A138
MG	5084-A	5078
MK	5232-E	5230

PART NUMBER		BASIC PART NUMBER GROUP
B9MM	5232-H	5230
B9MM	5232-K	5230
MJ	5247-A	5-5246
M	5397-B	28606-7
8M	5414-A	5415
MC	5484-A	5493
MG	5484-B	5493
MJ	5484-A	5493
B7A	5499-A	5-5491
MG	5764-C	5747
MG	5773-C	5746
ECU	6380-A	6375
B4Q	6573-A	6575
B9ME	6583-B	6582
FEW	7221-B	7-7926
B5S	7330-A	7-7354
B9LP	7330-A	7-7354
B8S	7354-B	7346
FEW	7409-B	7284
FEW	7414-A	7284
B9MM	7A510-A	7501
8EQ	8548-A	8597
B9ME	8587-A	8501
FAA	8725-A	01884
ECT	9162-A	9355
B2A	9244-B	9069
B5A	9314-B	9398
B7A	9372-A	9-9379
B8A	9513-C	9C522
B9LE	9A528-A	9533
B6A	9531-B	9526
B6A	9531-C	9526
B7A	9531-C	9A515
B8A	9531-A	9A515
ECU	9531-C	9526
ECZ	9531-B	9526
ECZ	9551-B	9805
B7A	9553-C	9A517
B8A	9553-B	9A517
B8A	9561-D	9A518
B9AZ	9A592-A	9503
B5A	9611-A	9-9635
B8S	9667-A	9-9666
EDJ	9797-A	9561
ECZ	9803-A	9861
B6A	9805-A	9551
PB8M	9899-A	9A705

Numerical Cross Reference Index - Continued

PART NUMBER	BASIC PART NUMBER GROUP
B7A 9984-A	9524
B5A 9985-A	9A529
PB8M 10316-A	10505
FEK 10864-DP	10862
FEW 10864-CP	10862
FEW 10887-A	17259
FEK 10943-B	10931
FEK 11606-B	11604
8EL 12298	18811
FFC 12298-A	18811
ECZ 12364-A	12226
FEW 12579-C	15872
BAE 12917-A	12914-5
B8A 13057-B	13044
FEK 13105-A	13076
FEK 13105-B	13076
FEW 13283-E	13312
FEK 13463-A	13450-1
FEW 13463-B	13450-1
FEW 13463-D	13450-1
FEW 13463-F	13450-1
FEK 13472-A	13450-1
FEW 13472-C	13450-1
B7C 13560-A	13412
B6A 13590-B	13455
B7S 13668-A	13568
FEK 13988-B	13967
FEW 13988-A	13967
FEW 14063-A	14066
B6A 14474-A	14468
FAA 14474-A	14468
B 14487	14455
59A 14487	14455
B6A 14487-A	14455
B7A 14487-A	14455
B7A 14488-B	14455
B7A 14488-C	14455
B9MF 14A725-A	14448
FEK 15545-A	13461
FEK 15545-B	13461
FEW 15726-B	15852
B9MB 16A070-A	16250
B9MB 16A605-B	16591
B9MB 16A606-B	16591
BAE 17145-A	12850
FDT 17255-A	17282
FEK 17365-A	17260
FEK 17366-A	17262

PART NUMBER	BASIC PART NUMBER GROUP
FDV 17374-A	17271
B9MY 17A500-A	17500
FDK 18646-C	18561
FEK 18646-B	18561
FEK 18646-C	18561
FDT 19193-A	19188
FDL 19573-A	14911
FDL 19574-A	14910
FEW 19603-A	14066
FEW 19603-B	14066
FEW 19603-C	14066
FEW 19603-D	14066
B8S 19673-A	19656
MC 19724-A	19716
MB 22076-B	2074
MC 22076-A	2074
MG 22076-A	2074
MK 22076-A	2074
PB9M 22076-A	2074
B9MM 22145-A	2143
MA 22348-A	2-2252
MG 22350-B	2-2249
LE 22907-A	2-2249
MG 33006-C	3019-20
43103-S	6345
43105-S	6345
ECU 66051-A	6032
EDG 66514-A	6515
B5A 77162-C	7A398
B8A 77162-A	7A398
B8T 77162-A	7A398
PBB 77162-C	7A398
FEK 77264-A	7-7073
FEK 77264-C	7-7073
FEW 77300-C	7-7075
B6A 77359-A	7A260
B8A 77359-A	7A260
PBB 77478-D	7-7514
B8A 77502-A	7-7557
B5A 77626-A	7A020
FEW 77923-A	7284
87036-S94	17298
PB5L 88502-A	8501
ECE 88558-A	8597
97200-S8	2344
MK 99085-A	9092
MK 99085-B	9092
ECU 99376-A	9372

Numerical Cross Reference Index - Continued

PART NUMBER	BASIC PART NUMBER GROUP	PART NUMBER	BASIC PART NUMBER GROUP
ECU 99390-A	9398	374237-S	6345
EDJ 99448-A	9-9446	B9MB 5821734-A	22404-5
EDG 99449-A	9448	B9MB 5821734-B	22404-5
ECZ 99509	9583	B9MB 5821735-A	22404-5
ECU 99510	9608	B9MB 5821735-B	22404-5
ECZ 99510-A	9608	B9MB 58237A02-AP	21032-3
ECZ 99526-A	9938	B9MB 58237A03-AP	21032-3
PB8M 99528-A	9528	BAE 5825532-B	20938-9
ECU 99692-A	9564	BAE 5825533-B	20938-9
ECZ 99692-A	9564	BV 5825766-A	25760
ECZ 99716	9587	BAE 5825766-A	25760
ECZ 99719-A	9-9975	B9MB 6403164-B	03148-9
ECU 99722-A	9229	B9MB 6403165-B	03148-9
ECZ 99727-A	9529	PB9M 6403598-AP	03607-7
ECU 99777-A	9529	PB9M 6403599-AP	03606-7
PB8M 99811-A	9538	COMB 6404561-A	04439
ECU 99862-A	9853	B9MB 6411357-A	11353
ECU 99862-B	9853	BAF 6420917-A	20938-9
ECZ 99862-A	9853	B9MB 6420938-A	20982-3
370649-S	6379	B9MB 6420939-A	20982-3
370724-S	6A616	BAE 6421976-A	21952
370724-S	6672	B9MB 64237A02-AP	21032-3
372566-S	6266	B9MB 64237A03-AP	21032-3
372757-S	6378	B5A 6450038-B	50034
372816-S	6059	OA 7961222	61333

MEMO

Illustration Index

TITLE	PAGE	TITLE	PAGE
A			
Accelerator Control Linkage - 1956	369	Body Bolt Chart - 1956	776
Accelerator Control Linkage - Automatic Transmission - 1957, 1958	371	Body Bolt Chart - 1957, 1958	779
Accelerator Control Linkage - Automatic Transmission - 1959	373	Brake Pedal, Power Brake - 1956	13
Accelerator Control Linkage - Standard Transmission - 1957, 1958	370	Brake Pedal, Power Brake - 1957, 1958	13
Accelerator Control Linkage - Standard Transmission - 1959	372	Brake Pedal, Standard - 1956	11
Accessory Spare Carrier - 1957	2	Brake Pedal, Standard - 1957, 1958	12
Air Cleaner & Related Parts - 1956	367	C	
Air Cleaner & Related Parts - 1957, 1958	367	Camshaft - 312 C. I. D.	178
Air Cleaner & Related Parts - 1959	368	Camshaft - 368 C. I. D.	178
Air Conditioner & Spot Cooler - 1958	674	Camshaft - 383 & 430 C. I. D.	178
Air Conditioner - A. R. A. Type	708	Carburetor, Carter 4V - 312 C. I. D. - 1956	349
Air Conditioner, Compressor - 1958, 1959	676	Carburetor, Carter 4V - 312 C. I. D. - 1957	350
Air Conditioner, Condensor - 1956	669	Carburetor, Carter 4V - 368 C. I. D. - 1957	353
Air Conditioner, Condensor - 1957	672	Carburetor, Carter 4V - 430 C. I. D. - 1959	359
Air Conditioner, Condensor - 1958	675	Carburetor, Ford 2V - 383 C. I. D. - 1959	358
Air Conditioner, Condensor - 1959	678	Carburetor, Ford 4V - 383, 383 Modified C. I. D. - 1958, 1959	357
Air Conditioner, Controls - 1959	679	Carburetor, Holley 2V - 312 C. I. D. - Early 1958	355
Air Conditioner Ducts - 1956	670	Carburetor, Holley 2V - 312 C. I. D. - Late 1958, 1959	356
Air Conditioner, Evaporator & Lines - 1956	668	Carburetor, Holley 4V - 312 C. I. D. - 1956	347
Air Conditioner, Evaporator & Lines - 1957	671	Carburetor, Holley 4V - 312, 383, 383 Modified & 430 C. I. D. - 1957, Early 1958	351
Air Conditioner, Evaporator & Lines - 1959	677	Carburetor, Holley 4V - 312, 383, 383 Modified & 430 C. I. D. - Late 1958	354
Air Conditioner - Hang-On Type - 1957, 1958	673	Carburetor, Supermarauder Kit 6V - 430 C. I. D. - 1958	360
Air Conditioner - Hang-On Type - 1959	680	Center Pillar - 1956	867
Ash Receptacle & Cigar Lighter - 1956	1043	Center Pillar - 1957, 1958	867
Ash Receptacle & Cigar Lighter - 1957, 1958, 1959	1044	Center Pillar - 1959	868
Automatic Throttle Control - 1956	656	Clutch & Clutch Pedal - 1955	237
B		Clutch & Clutch Pedal - 1957, 1958	238
Back-Up Lamp, Passenger - 1959	509	Clutch & Clutch Pedal - 312 C. I. D. - 1959	239
Back-Up Lamp, Station Wagon - 1959	509	Clutch & Clutch Pedal - 383 C. I. D. - 1959	240
Back Window - 1957	945	Converter - Aluminum - 1956	248
Back Window & Regulator - Models 65 & 75 - 1957, 1958	951	Converter - Steel - 1957, 1958	249
Back Window Electrical, Passenger - 1957, 1958	515	Convertible Top - 1956	999
Back Window Electrical, Station Wagon - 1957, 1958	514	Convertible Top - 1957, 1958	1000
Back Window Electrical, Station Wagon - 1959	516	Convertible Top - 1959	1001
Back Window - Model 57A - 1956	943	Convertible Top Control Electrical - 1957, 1958	523
Back Window - Model 64 - 1956	944	Convertible Top Control Electrical - 1959	524
Back Window - Model 70C - 1956	943	Convertible Top - Less Trim - 1956	995
Back Window - Model 57B Deviation - 1957	946	Convertible Top - Less Trim - 1957, 1958	996
Back Window - Models 58, 57B & C - 1956	944	Convertible Top - Less Trim - 1959	997
Back Window - Models 70B, 73B & C - 1956	945	Convertible Top Lift Mechanism - 1956, 1957, 1958, 1959	998
Back Window - Models 57 & 63 - 1958	948	Courtesy & Dome Lamps - 1957, 1958	525
Back Window - Models 57 & 63 - 1959	949	Courtesy & Dome Lamps - 1959	526
Back Window - Models 58 & 64 - 1959	950	Courtesy Lamp - Dash - 1958, 1959	529
Back Window, Side - Models 65 & 75 - 1957, 1958	947	Courtesy Lamp - Interior Quarter Panel - 1957, 1958, 1959	528
Battery Support - 1957, 1958	488	Crankshaft & Flywheel - 312 C. I. D.	179
Battery Support - 1959	488		
Body Accessory Lamps - 1957, 1958, 1959	527		

Illustration Index - Continued

TITLE	PAGE
Crankshaft & Flywheel - 368 C. I. D.	180
Crankshaft & Flywheel - 383 & 430 C. I. D.	180
Crankshaft Oil Breather - 312 C. I. D.	187
Cylinder Block - 312 C. I. D.	171
Cylinder Block - 368 C. I. D.	172
Cylinder Block - 383 & 430 C. I. D.	173
Cylinder Block - Diverters & Plugs 383, 430 C. I. D.	170
Cylinder Front Cover & Push Rod Cover 383 & 430 C. I. D.	174
Cylinder Head, Valves & Exhaust Manifold 312, 383 & 430 C. I. D.	174

D

Directional Turn Signal - 1956	504
Directional Turn Signal - 1957, 1958	504
Directional Turn Signal Indicator, Turnpike Cruiser - 1957, 1958	508
Distributor - 1956	492
Distributor - 1957	493
Distributor - 1958, 1959	494
Door & Quarter Window Electrical - 1957, 1958	517
Door & Quarter Window Electrical - 1959	518
Door Handle - 1956	822
Door Handle - 1957, 1958	822
Door Handle & Lock - 1959	823
Door Lock - 1956	824
Door Lock - 1957, 1958	824
Drive Shaft - 1956	122
Drive Shaft - 1957, 1958, 1959	122

E

Electric Antenna - 1956	656
Electric Antenna - 1957, 1958	657
Engine Compartment Wiring - 1959	491
Engine Front & Rear Supports - 1956, 1958	175
Engine Front & Rear Supports - 1959	176
Engine Less Extension - Front & Rear View - 383, 430 C. I. D.	169
Engine Less Extension - Front View - 312 C. I. D.	167
Engine Less Extension - Front View - 368 C. I. D.	168
Engine Less Extension - Rear View - 312 C. I. D.	167
Engine Less Extension - Rear View - 368 C. I. D.	168
Engine Wiring - 1956, 1957, 1958	489
Engine Wiring - 312 C. I. D. - 1959	490
Engine Wiring - 383 & 430 C. I. D. - 1959	491
Exhaust System - Convertible - 1959	144
Exhaust System, Dual - 1956	137
Exhaust System, Dual - 1958	142
Exhaust System, Dual - Convertible - 1957	140
Exhaust System, Dual - Passenger - 1957	139
Exhaust System - Passenger - 1959	143
Exhaust System, Single - 1956	136
Exhaust System, Single - 1957	138

TITLE	PAGE
Exhaust System, Single - 1958	141
Exterior View - Model 57 - 1956	742
Exterior View - Model 58 - 1956	738
Exterior View - Model 64A - 1956	740
Exterior View - Model 73 - 1956	739
Exterior View - Model 79 - 1956	741
Exterior View - Model 56 - 1957	743
Exterior View - Model 57A - 1957	744
Exterior View - Model 57B - 1957	745
Exterior View - Model 63A - 1957	746
Exterior View - Model 63B - 1957	747
Exterior View - Model 65 - 1957	748
Exterior View - Model 75 - 1957	749
Exterior View - Model 77B - 1957	751
Exterior View - Model 77B - 1958	759
Exterior View - Model 77D - 1958	760
Exterior View - Model 56 - 1959	769
Exterior View - Model 57A - 1959	761
Exterior View - Model 57C - 1959	766
Exterior View - Model 63B - 1959	764
Exterior View - Model 77C - 1959	768
Exterior View - Models 77A, C, D - 1957	750
Exterior View - Models 57A & 58A - 1958	753
Exterior View - Models 57B, 58B, 63B & 76B - 1958	754
Exterior View - Models 57C & 75B - 1958	758
Exterior View - Models 59A, B & 77A, C - 1958	752
Exterior View - Models 63A, 64A & 76A - 1958	755
Exterior View - Models 63C & 76C - 1958	756
Exterior View - Models 65A & 75A - 1958	757
Exterior View - Models 57B & 58B - 1959	763
Exterior View - Models 58A, 63A, 64A & 76A - 1959	762
Exterior View - Models 63C & 76C - 1959	765
Exterior View - Models 77A, B - 1959	767
Exterior View, Rear Station Wagon - 1957, 1958	961
Exterior View, Rear Station Wagon - 1959	962

F

Four-Way Seat Regulator, Horizontal - Type B - 1956	1038
Four-Way Seat Regulator, Horizontal - Type C - 1956	1039
Four-Way Seat Regulator, Vertical - Type B - 1956	1038
Four-Way Seat Regulator, Vertical - Type C - 1956	1039
Frame - 1956	133
Frame - 1957, 1958	134
Frame - 1959	135
Fresh Air Ventilating Ducts - 1956	775
Front & Rear Brakes - 1957, 1958, 1959	9
Front & Rear Door Weatherstrip & Inside Handles - 1959	821

Illustration Index - Continued

TITLE	PAGE	TITLE	PAGE
Front Brakes - 1956	8	H	
Front Bumper - 1956	628	Headlamp & Horn Wiring - 1959	513
Front Bumper - 1957	629	Headlamps - 1956	495
Front Bumper - 1958	629	Headlamps - 1957, 1958	496
Front Bumper - 1959	630	Headlamps - 1959	496
Front Door Parts Electrical Control - 1956	813	Headlamps, Turnpike Cruiser - 1957	495
Front Door Parts Manual Control - 1956	812	Heater & Defroster Ducts - 1956	667
Front Door Vent Window - 1957, 1958	819	Heater & Defroster Ducts - 1957, 1958	667
Front Door Weatherstrip - 1956	819	Heater, Controls & Related Parts - 1956	661
Front Door Weatherstrip & Garnish Moulding 1957, 1958	820	Heater, Controls & Related Parts - 1957	662
Front Door Window - Except Model 57 - 1957, 1958	815	Heater, Controls & Related Parts - Manual - 1958	663
Front Door Window - Hard Top - 1959	816	Heater, Controls & Related Parts - Manual - 1959	665
Front Door Window - Model 57 - 1957, 1958	814	Heater, Controls & Related Parts - Vacuum - 1958	664
Front Door Window - Model 58 - 1959	817	Heater, Controls & Related Parts - Vacuum - 1959	666
Front Door Window - Model 64 - 1959	818	Hood & Related Parts - 1956	611
Front Door Window Regulator Electrical - 1956	853	Hood & Related Parts - 1957	612
Front End - 1956	607	Hood & Related Parts - 1958	613
Front End - 1957	608	Hood & Related Parts - 1959	614
Front End - 1958	609	I	
Front End - 1959	610	Instrument Cluster Wiring - 1959	511
Front Seat Back & Cushion - 1959	1045	Instrument Panel - 1956	480
Front Servo - Multi-Drive - 1958, 1959	245	Instrument Panel - 1956	777
Front Servo - Single Range - 1956, 1957, 1958, 1959	245	Instrument Panel - 1957	481
Front Suspension - 1956	52	Instrument Panel - 1957	482
Front Suspension - 1957, 1958	53	Instrument Panel - 1957, 1958	778
Front Suspension - 1958, 1959	54	Instrument Panel - 1958	483
Front Wheel Brake Cylinder - 1956	10	Instrument Panel - 1959	484
Front Wheel Brake Cylinder - 1957, 1958, 1959	10	Instrument Panel - 1959	779
Front Wheel, Hub & Bearings - 1956, 1957, 1958, 1959	2	Instrument Panel Main Wiring - 1959	512
Fuel & Vacuum Pump - 312 C. I. D. - 1956, 1957, 1958, 1959	361	Interior Mouldings - Model 64 - 1956	904
Fuel & Vacuum Pump - 368 C. I. D. - 1957	362	Interior Mouldings - Model 56 - 1957, 1958	907
Fuel Pump - 312 C. I. D. - 1959	364	Interior Mouldings - Model 57C - 1957, 1958	908
Fuel Pump & Filter - 383, 383 Modified & 430 C. I. D. - 1958, 1959	363	Interior Mouldings - Model 65 - 1957, 1958	909
Fuel System - 1959	366	Interior Mouldings - Model 79 - 1956	906
Fuel Tank & Supports - 1957, 1958	365	Interior Mouldings - Models 57A, B - 1956	905
Fuel Tank Sender - 1957, 1958	365	Interior Mouldings - Passenger - 1959	910
Fuel Tank Sender - 1959	365	Interior Mouldings - Station Wagon - 1959	911
G		K	
Gear Train - Automatic Transmission - 1956	241	Keyboard Control - 1957	225
Gear Train - Automatic Transmission, Multi-Drive - 1958, 1959	243	Keyboard Control - 1958	226
Gear Train - Automatic Transmission, Single Range - 1957, 1958	242	L	
Gear Train - Automatic Transmission, Single Range - 1959	244	Lift Gate Handle - Model 79 - 1956	958
Generator - 1956, 1957, 1958, 1959	485	Luggage Compartment Door Handle - 1956	959
Grille & Related Parts - 1957	318	Luggage Compartment Door Handle - 1958	960
Grille & Related Parts - 1958	318	Luggage Compartment Door Handle - 1959	960
Grille & Related Parts - 1959	319	Luggage Compartment Lamp - 1959	529

Illustration Index - Continued

TITLE	PAGE
M	
Manual Seat Mechanism - 1957, 1958, 1959	1042
Master Cylinder - 1956, 1957, 1958, 1959	11
Moulding Attaching Parts - 1958	770
O	
Oil & Vacuum Pump - 383 & 430 C. I. D.	185
Oil Control Valve - Multi-Drive - 1958, 1959	247
Oil Control Valve - Single Range - 1956, 1957, 1958, 1959	247
Oil Filler Tube & Cap - 368 C. I. D.	187
Oil Filler Tube & Cap - 383 & 430 C. I. D.	187
Oil Filter - Disposable Type 312 & 368 C. I. D.	186
Oil Filter - Disposable Type - 383 & 430 C. I. D.	186
Oil Filter - 312 & 368 C. I. D.	186
Oil Pump - Gear Type - 312 C. I. D.	183
Oil Pump - Rotor Type - 312 C. I. D.	184
Oil Pump - 368 C. I. D.	184
P	
Parking Brake - 1957, 1958	17
Parking Brake - 1959	18
Parking Lamp - 1956	502
Parking Lamp - 1957	502
Parking Lamp - 1958	503
Parking Lamp - 1959	503
Piston & Connecting Rod - 312 & 368 C. I. D.	177
Piston & Connecting Rod - 383 & 430 C. I. D.	177
Power Booster Fan - 1957	324
Power Booster Fan - 1958	324
Power Booster Fan - 1959	325
Power Booster Fan Indicator - 1957	485
Power Brake Booster - 1956	14
Power Brake Booster - 1957, 1958	15
Power Brake Booster - 1959	16
Power Lubrication - 1956, 1957	658
Power Lubrication - 1958	659
Power Lubricator Pump Assembly	660
Power Lubricator Pump Assembly - 1956, 1957	660
Power Seat Electrical - 4 Way - 1957, 1958	519
Power Seat Electrical - 4 Way - 1959	520
Power Seat Electrical - Seat-O-Matic - 1957, 1958	521
Power Seat Electrical - Seat-O-Matic - 1959	522
Power Seat Mechanism - 4 Way - 1956	1037
Power Seat Mechanism - 4-Way - 1957, 1958 1959	1040
Power Seat Mechanism - Seat-O-Matic - 1957, 1958, 1959	1041
Power Steering Linkage - 1956	57
Power Steering Linkage Belt Driven - 1957, 1959	58
Power Steering Linkage Crankshaft Driven - 1959	59
Power Steering Pump & Reservoir - Belt Driven - 1959	68

TITLE	PAGE
Power Steering Pump & Reservoir - Rotor Type - 1956, 1958	65
Power Steering Pump & Reservoir - Vane Type - 1957, 1958	66
Power Steering Pump - Crankshaft Driven - 1958, 1959	67
Power Steering Pump Reservoir - Crankshaft Driven - 1958, 1959	69
Power Steering Valve - 1956, 1959	60
Power Steering Valve & Cylinder - Crankshaft Driven - 1959	61
Q	
Quarter Window - 2 Door - 1959	902
Quarter Window - Model 64 - 1956	896
Quarter Window - Model 76 - 1956	895
Quarter Window - Model 63 - 1957, 1958	898
Quarter Window - Model 64 - 1957, 1958	899
Quarter Window - Model 76 - 1957, 1958	897
Quarter Window - Model 63 - 1959	901
Quarter Window - Station Wagon - 1957, 1958	900
Quarter Window - Station Wagon - 1959	903
R	
Radiator - 1956	319
Radiator - 1957, 1958	320
Radiator - 1959	320
Rear Axle - 1956	120
Rear Axle - 1957, 1958, 1959	121
Rear Brakes - 1956	8
Rear Bumper, Passenger - 1957	632
Rear Bumper, Passenger - 1958	633
Rear Bumper, Passenger - 1959	633
Rear Bumper, Passenger Custom - 1956	630
Rear Bumper, Passenger Deluxe - 1956	631
Rear Bumper, Station Wagon - 1956	631
Rear Bumper, Station Wagon - 1957, 1958	632
Rear Bumper, Station Wagon - 1959	634
Rear Door - 1956	858
Rear Door - Model 57 - Early Type - 1956	860
Rear Door - Model 57 - Late Type - 1956	859
Rear Door - Model 58 - 1957, 1958	862
Rear Door - Model 57 - 1959	863
Rear Door - Model 58 - 1959	865
Rear Door - Model 77 - 1959	864
Rear Door - Models 57 & 77 - 1957, 1958	861
Rear Door Regulator - 1956	892
Rear Door Weatherstrips - 1956	866
Rear Door Weatherstrips - 1957, 1958	866
Rear Lamp, Except Parklane - 1959	501
Rear Lamp, Except Turnpike Cruiser - 1957	499
Rear Lamp, Except Turnpike Cruiser - 1958	500
Rear Lamp, Parklane - 1959	501
Rear Lamp, Passenger - 1956	498
Rear Lamp, Station Wagon - 1956	498
Rear Lamp, Turnpike Cruiser - 1958	499


Illustration Index - Continued

TITLE	PAGE	TITLE	PAGE
Rear License Plate Lamp - 1959	508	Sheet Metal - Model 77 - 1957, 1958	725
Rear License Plate Lamp, Passenger - 1956	506	Sheet Metal - Model 56 - 1959	732
Rear License Plate Lamp, Passenger - 1957, 1958	507	Sheet Metal - Model 57 - 1959	734
Rear License Plate Lamp, Station Wagon - 1956	506	Sheet Metal - Model 58 - 1959	736
Rear License Plate Lamp, Station Wagon - 1957, 1958	507	Sheet Metal - Model 63 - 1959	733
Rear License Plate Support - 1956	505	Sheet Metal - Model 64 - 1959	735
Rear License Plate Support - 1957, 1958	505	Sheet Metal - Model 76 - 1959	737
Rear Servo - Multi-Drive - 1958, 1959	246	Sheet Metal - Model 77 - 1959	731
Rear Servo - Single Range - 1956, 1957, 1958, 1959	246	Shock Absorber - Front - 1956	72
Rear Shocks - 1956	125	Shock Absorber - Front - 1957, 1959	72
Rear Shocks - 1957, 1958	125	Spare Tire Mounting - 1956	3
Rear Spring Cushion Air Ride - 1957, 1958	124	Spare Tire Mounting - 1957, 1958	3
Rear Suspension - 1956	123	Spare Tire Mounting - Passenger - 1959	4
Rear Suspension - 1957, 1958	123	Spare Tire Mounting - Station Wagon - 1959	4
Rear Suspension - 1959	124	Speed Warning Control - 1958	510
Rear Wheel Brake Cylinder - 1956	10	Stabilizer Bar - 1956	70
Rear Wheel Brake Cylinder - 1957, 1958, 1959	10	Stabilizer Bar - 1957	70
Reverse & Park Inhibitor Switch	510	Stabilizer Bar - 1958	70
Rocker Arm & Cover - 312 & 368 C. I. D.	181	Stabilizer Bar - 1959	69
Rocker Arm & Cover - 383 & 430 C. I. D.	182	Standard Transmission - 1956	222
Roof & Window Exterior Mouldings - Station Wagon - 1957, 1958	993	Standard Transmission - 1957, 1958	223
Roof Channel, Weatherstrip & Flipper - Models 56, 57, 63, 65, 75 & 77 - 1956	994	Standard Transmission - 1959	224
Roof Side Moulding & Ornaments - 1957, 1958	991	Starter - 1956, 1957, 1958	486
Roof Side Rails & Weatherstrip - 1956	990	Starter - 1959	487
Roof Side Rails & Weatherstrip - 1959	992	Station Wagon Seat Back Panel - 1956	1047
Roof Side Rails & Weatherstrip - Model 57 - 1956	990	Station Wagon Seat Back Panel - 6 Passenger - 1957, 1958	1048
Running Lamp, Quarter Panel - Turnpike Cruiser - 1958	497	Station Wagon Seat Back Panel - 6 Passenger - 1959	1050
Running Lamp, Roof Panel - Turnpike Cruiser - 1958	497	Station Wagon Seat Back Panel - 9 Passenger - 1957, 1958	1049
S		Station Wagon Seat Back Panel - 9 Passenger - 1959	1051
Seat Regulator Control - Seat-O-Matic - 1957, 1958	523	Station Wagon Seats - 1956	1046
Sheet Metal - Model 64 - 1956	719	Steering Column Gear Shift - Automatic Transmission - 1956, 1957, 1958	232
Sheet Metal - Model 70 - 1956	718	Steering Column Gear Shift - Automatic Transmission - Dial Type - 1959	233
Sheet Metal - Model 73 - 1956	717	Steering Column Gear Shift - Automatic Transmission - Prism Type - 1959	234
Sheet Metal - Model 76 - 1956	720	Steering Column Gear Shift - Standard Transmission - 1956	229
Sheet Metal - Model 79 - 1956	721	Steering Column Gear Shift - Standard Transmission - 1957, 1958	230
Sheet Metal - Model 56 - 1957, 1958	723	Steering Column Gear Shift - Standard Transmission - 1959	231
Sheet Metal - Model 57 - 1957, 1958	726	Steering Gear - Recirculating Ball - 1956, 1958	63
Sheet Metal - Model 58 - 1957, 1958	724	Steering Gear - Standard & Service Installed - 1959	64
Sheet Metal - Model 63 - 1957, 1958	722	Steering Gear - Tooth & Roller - 1956	62
Sheet Metal - Model 64 - 1957, 1958	728	Steering Linkage - 1956	55
Sheet Metal - Model 65 - 1957, 1958	729	Steering Linkage - 1957, 1958	55
Sheet Metal - Model 75 - 1957, 1958	727	Steering Linkage - 1959	56
Sheet Metal - Model 76 - 1957, 1958	730	Steering Wheel & Horn Ring - 1957, 1958	71
		Steering Wheel & Horn Ring - 1959	71


Illustration Index - Continued

TITLE	PAGE	TITLE	PAGE
T		W	
Tail Gate & Lift Gate - 1956	952	Water Connections - 312 C. I. D.	321
Tail Gate & Lift Gate - Interior - 1956	953	Water Connections - 368 C. I. D.	321
Tail Gate Attaching Parts, Glass Runs - 1958	957	Water Connections - 383 & 430 C. I. D.	322
Tail Gate Attaching Parts, Glass Runs - 1959	958		
Tail Gate Window & Regulator - 1957, 1958	954	Water Pump - 312 C. I. D.	322
Tail Gate Window & Regulator - Electrical - 1959	955	Water Pump - 368 C. I. D.	323
		Water Pump - 383 & 430 C. I. D.	323
Tail Gate Window & Regulator - Manual - 1959	956		
Throttle & Manual Control Levers - 1956	235	Wheel Hub Caps - 1956, 1957, 1958, 1959	1
Throttle & Manual Control Levers - 1957, 1958	235	Window Regulator - Manual - 1956	853
Throttle & Manual Control Levers - 1959	236	Windshield & Roof Vent - Models 65 & 75 - 1957, 1958	774
Transmission Case - Automatic Transmission - 1956, 1957, 1958	250		
Transmission Case - Automatic Transmission - 1959	251	Windshield - Convertible - 1956	771
Transmission Cooler Tubes - 1959	228	Windshield - Convertible - 1957, 1958	772
Transmission Gear Shift Housing & Lever - 1956, 1957, 1958	227	Windshield - Convertible - 1959	773
Transmission Gear Shift Housing & Lever - 1959	227		
Transmission Oil Pressure Regulator - 1956, 1957, 1958, 1959	228	Windshield - Except Convertible - 1956	771
Transmission Overdrive - 1956	220	Windshield - Except Convertible - 1957, 1958	772
Transmission Overdrive - 1957, 1958	221	Windshield - Except Convertible - 1959	773
		Windshield Washer - 1959	681
		Windshield Wipers - 1957, 1958	635
		Windshield Wipers - 1959	635


MEMO



1130




1130




1130 PMC-123

1956



1130



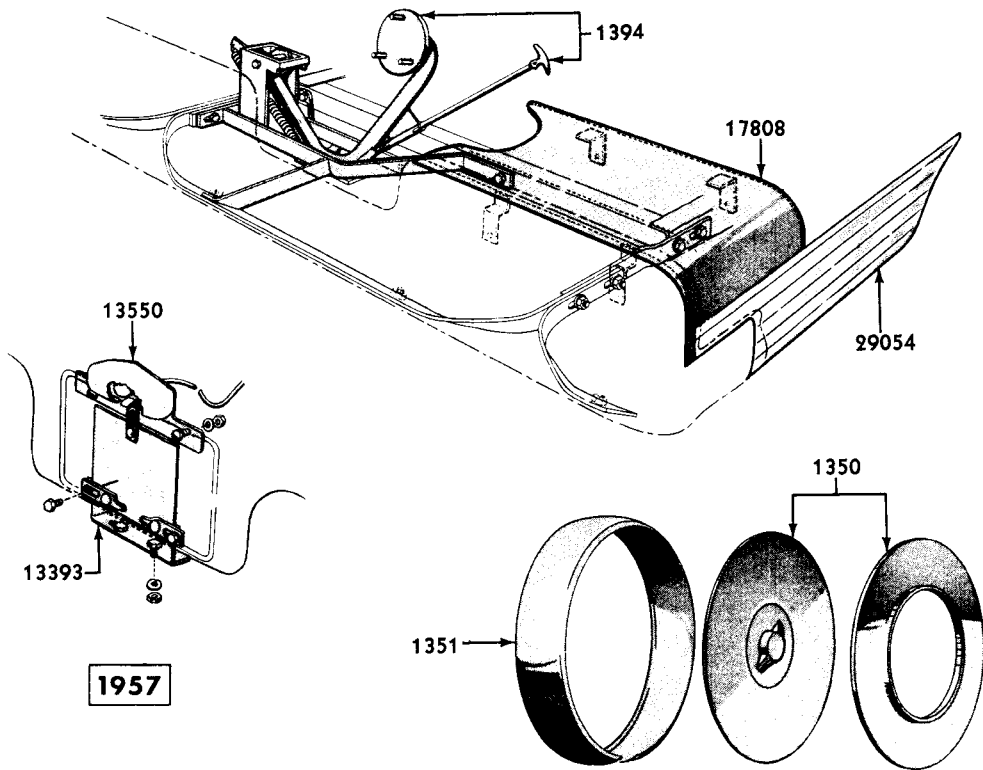
1130

USE FOR-1958
24774

1957-59

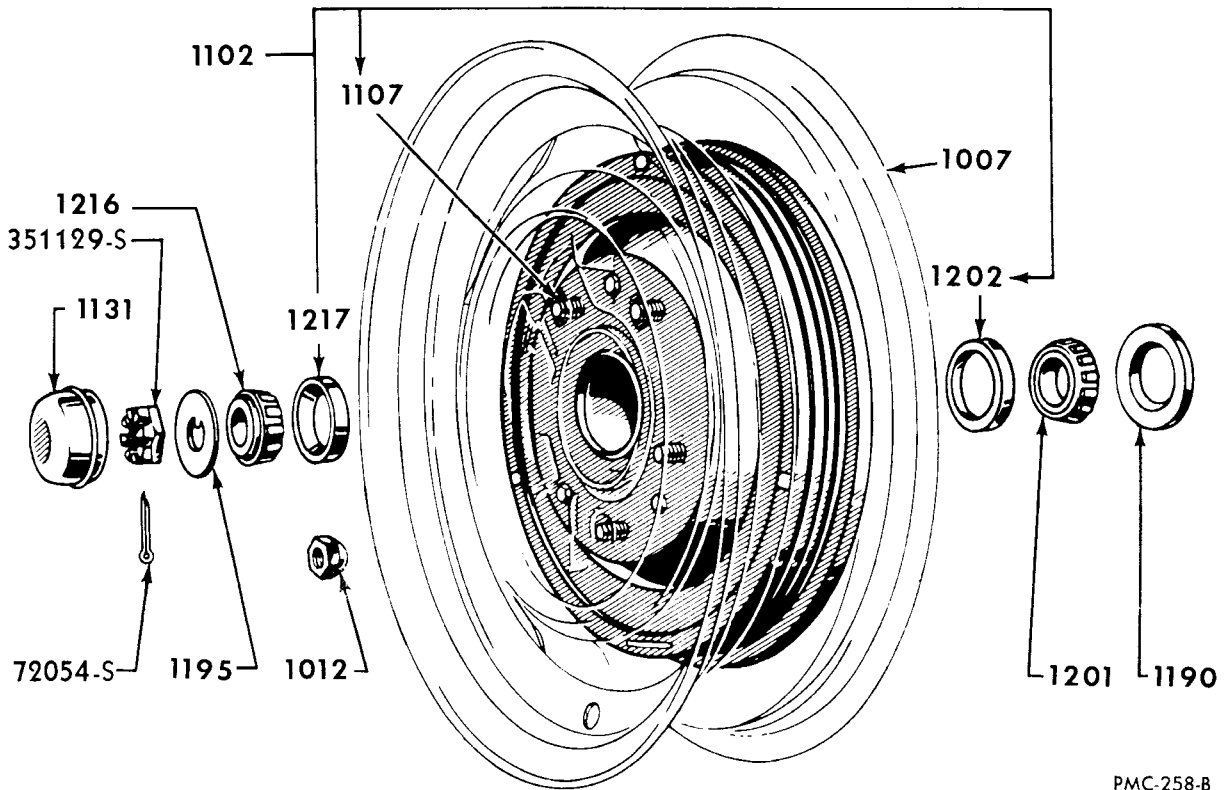
PMC-258 A

WHEEL HUB CAPS



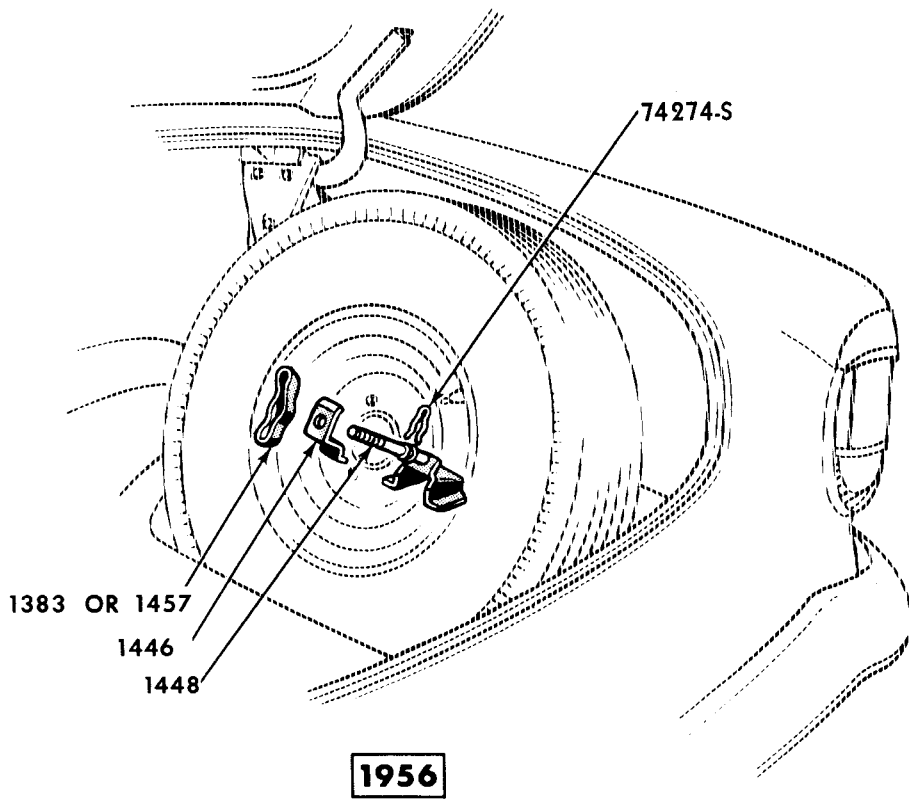
PMC-453

ACCESSORY SPARE CARRIER

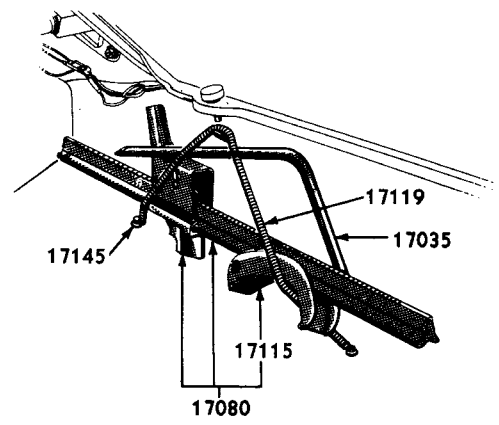
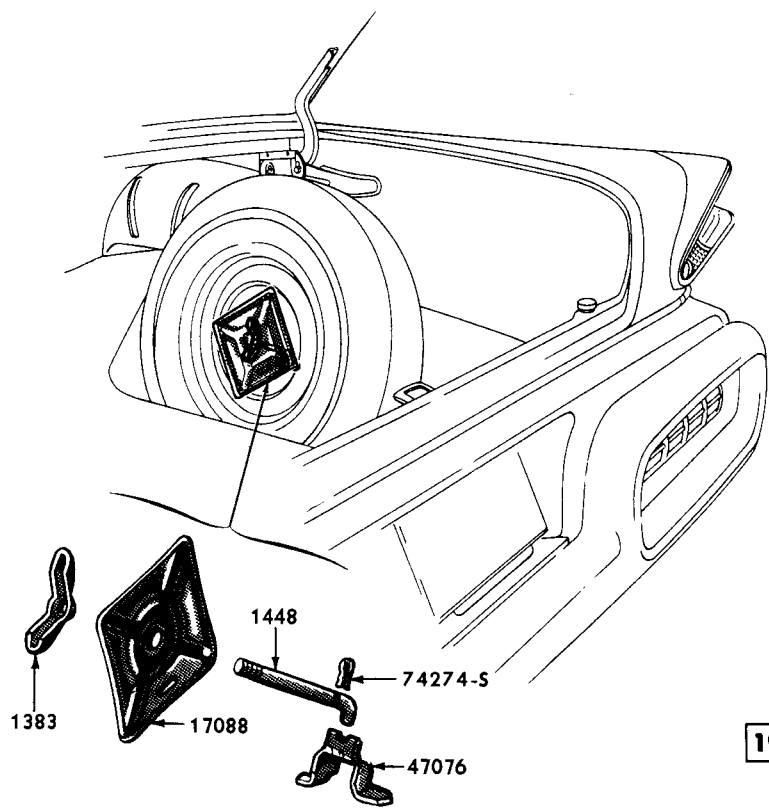


PMC-258-B

FRONT WHEEL HUB, BEARINGS ETC.

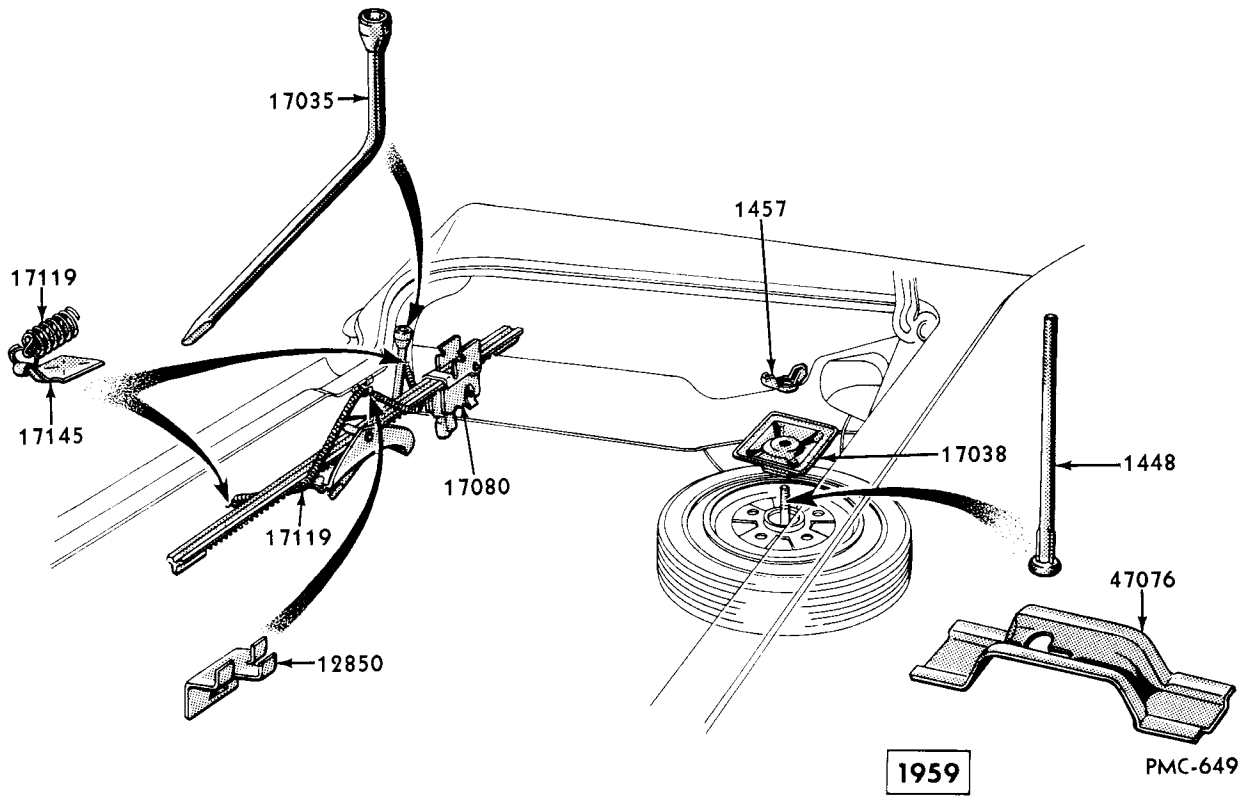


PMC-71

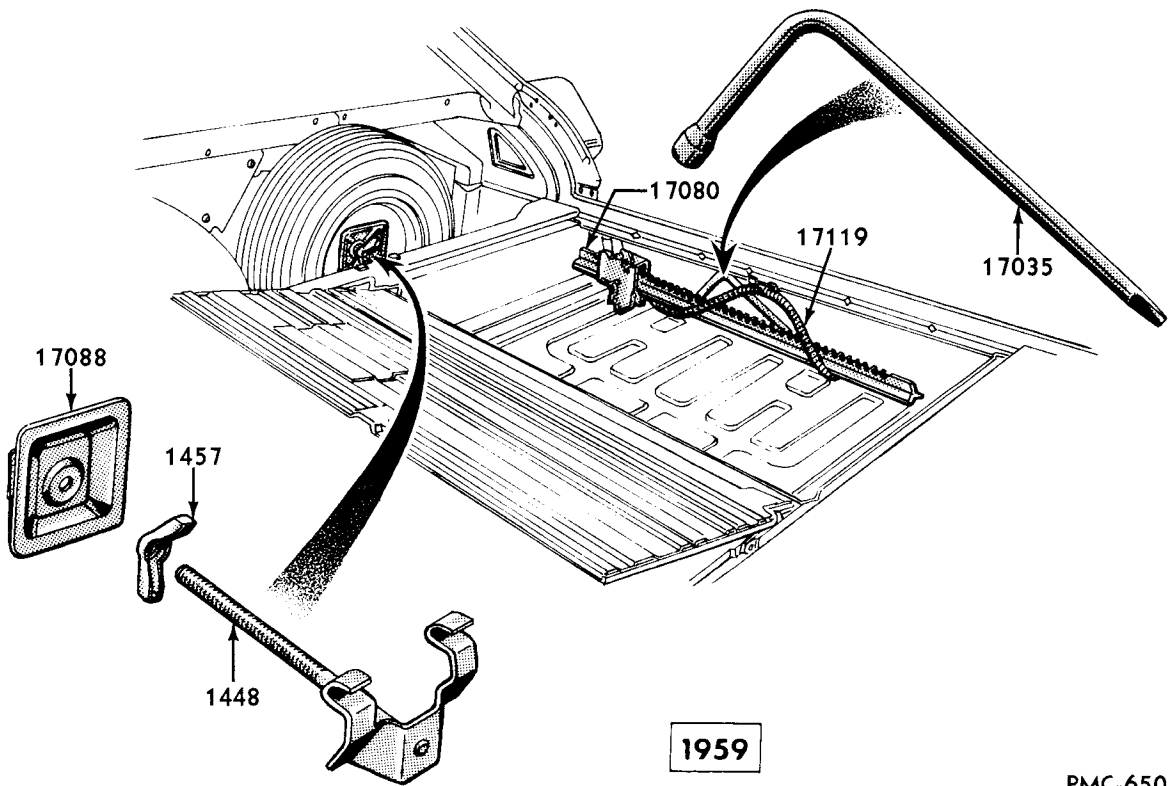


PMC-309

SPARE TIRE MOUNTING



SPARE TIRE MOUNTING-PASSENGER



SPARE TIRE MOUNTING-STATION WAGON

Wheels, Hubs And Drums

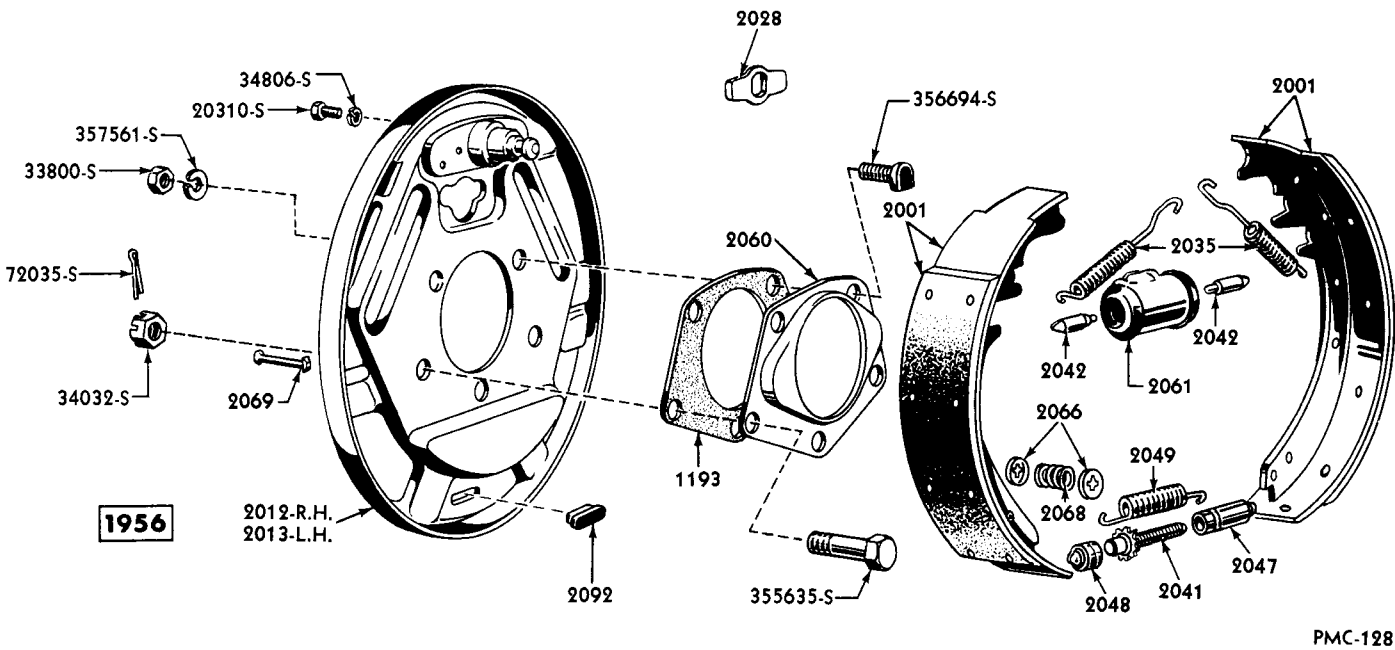
GROUP AND PART NUMBER	DESCRIPTION, SIZE, ETC.	NO. REQ'D	MODEL OR ENGINE CUBIC INCH DISPLACEMENT	YEAR 19__
1001 GASKET (WHEEL BEARING RETAINER)				
A8AZ 1001-B	Paper - with (4) 7/16" diameter holes - ⊕8M-2245	4	All	56/59
1007 WHEEL				
MC 1007-A		5	All	56
B9MM 1007-C	14" x 6"	5	All	57/59
1012 NUT (WHEEL BOLT)				
B 1012	1/2" - 20	20	All	56/59
1035 WHEEL COVER APPLIQUE				
B5MY 1035-A	Kit - consists of (4) appliques and attaching parts - ⊕MC-3749-C	1	All	56
1040 WEIGHT (WHEEL BALANCE)				
8M 1040-G	3.5 oz.	AR	All	56/59
8M 1040-H	4.0 oz.	AR	All	56/59
8M 1040-J	4.5 oz.	AR	All	56/59
8M 1040-K	5.0 oz.	AR	All	56/59
8M 1040-L	5.5 oz.	AR	All	56/59
8M 1040-M	6.0 oz.	AR	All	56/59
MC 1040-A	0.5 oz.	AR	All	56/59
MC 1040-B	0.75 oz.	AR	All	56/59
MC 1040-C	1.0 oz.	AR	All	56/59
MC 1040-D	1.25 oz.	AR	All	56/59
MC 1040-E	1.5 oz.	AR	All	56/59
MC 1040-F	1.75 oz.	AR	All	56/59
MC 1040-G	2.0 oz.	AR	All	56/59
MC 1040-H	2.5 oz.	AR	All	56/59
MC 1040-J	3.0 oz.	AR	All	56/59
1102 HUB & DRUM (FRONT WHEEL)				
MC 1102-C		2	All	56
MG 1102-C	Use with 2-1/2" brakes - (a)	2	All☆	57/58
	☆ 1957 - use on all models except 56, 77 with 312 C.I.D. engine			
	☆ 1958 - use on 58C and 64B models only			
MG 1102-D	Use with 3" brakes - (a)	2	All☆	57/58
	☆ 1957 - use on 56, 77 models with 312 C.I.D. engine			
	☆ 1957 - use on all models with 368 C.I.D. engine			
	☆ 1958 - use on all models except 57C, 58C, 63C, 64B, 76C			
	☆ 1959 - use on models 56A, 57A, 58A, 63A, 64A, 77 with 312 engine			
MH 1102-B	Use with 3" brakes (a)	2	57C, 63C, 76C	58
		2	57B, C, 58B, 63B, C, 76A, C	59
72054-S	Cotter pin	2	a	
351129-S	Slotted nut	2	a	
1107 BOLT (HUB)				
8A 1107-A	1/2" - 20 x 1-3/8"	20	All	56/59
1126 DRUM (REAR WHEEL BRAKE)				
MC 1126-B		(a) 2	All	56
		2	58C, 64B	58
MG 1126-B	Used for 2-1/2" brakes	2	All except 58C, 64B	57/59
356080-S2	Nut-spring-1/2"-20	6	a	

Wheels, Hubs And Drums

GROUP AND PART NUMBER	DESCRIPTION, SIZE, ETC.	NO. REQ'D	MODEL OR ENGINE CUBIC INCH DISPLACEMENT	YEAR 19__
1130 CAP (WHEEL HUB)				
MC 1130-D	Accessory - area around embossed medallion painted white enamel - 15-1/8" O.D. standard hub cap	4	All	56
		4	56A, 57A, 58A, 63A, 64A, 76A, 77A	59
MC 1130-C	With red area around embossed medallion - standard hub cap	4	All	56/58
		4	56A, 57A, 58A, 63A, 64A, 76A, 77A	59
B6MY 1130-A	With medallion - (16) ribs evenly spaced - ⊕MG-1139-B	4	All	57
B6MY 1130-B	With medallion - circular diamond like indentations ⊕MG-1139-E	4	All	57
B8MY 1130-A	With medallion - circular diamond like indentations ⊕MK-1139-B	4	All	58
B8MY 1130-B	With medallion - (16) ribs evenly spaced - ⊕MK-1139-H	4	All	58
PB9M 1130-A	Medallion painted gold and black - ⊕4848070	4	All	59
1131 CAP (FRONT HUB GREASE)				
B5A 1131-A	⊕8A-1131-A	2	All except 57C, 63C, 76C	56/58
		2	All except 57B, C, 58B, 63B, C, 76	59
MK 1131-A		2	57C, 63C, 76C	58
		2	57B, C, 58B, 63B, C, 76	59
1177 SEAL (REAR WHEEL BEARING INNER OIL)				
OM 1177-A		2	All	56
B7A 1177-A	⊕AJ-1177-A	2	All	57/59
1180 RETAINER (REAR WHEEL BEARING)				
B9AW 1180-B	Inner - 2-1/8" O.D.	2	All	56/59
1190 RETAINER (FRONT WHEEL HUB GREASE)				
B5A 1190-A	⊕AF-1190-A	2	All except 57C, 63C, 76C	56/58
		2	56, 57A, 58A, 63A, 64A, 77	59
MK 1190-A		2	57C, 63C, 76C	58
		2	57B, C, 58B, 63B, C, 76	59
1193 GASKET (FRONT WHEEL BRAKE GREASE BAFFLE)				
B4A 1193-A	⊕AD-22188-A	2	All	56
1195 WASHER (FRONT WHEEL OUTER BEARING RETAINER)				
B5A 1195-A	⊕8A-1195-A	2	All	56/59
1201 CONE & ROLLER (FRONT WHEEL BEARING)				
B5A 1201-A	Inner - ⊕8A-1201-C	2	All except 57C, 63C, 76C	56/58
		2	56, 57A, 58A, 63A, 64A, 77	59
PB8M 1201-A	Pinion gear shaft - inner - ⊕310115	2	57C, 63C, 76C	58
		2	57B, C, 58B, 63B, C, 76	59
1202 CUP (FRONT WHEEL BEARING)				
B5A 1202-A	Inner - ⊕8A-1202-B	2	All except 57C, 63C, 76C	56/58
		2	56, 57A, 58A, 63A, 64A, 77	59
PB8M 1202-A	Pinion gear shaft - inner - ⊕310116	2	57C, 63C, 76C	58
		2	57B, C, 58B, 63B, C, 76	59
1216 CONE & ROLLER (FRONT WHEEL BEARING)				
B5A 1216-A	Outer - ⊕8A-1216-B	2	All except 57C, 63C, 76C	56/58
		2	56, 57A, 58A, 63A, 64A, 77	59
LF 1216-A	Outer	2	57C, 63C, 76C	58
		2	57B, C, 58B, 63B, C, 76	59

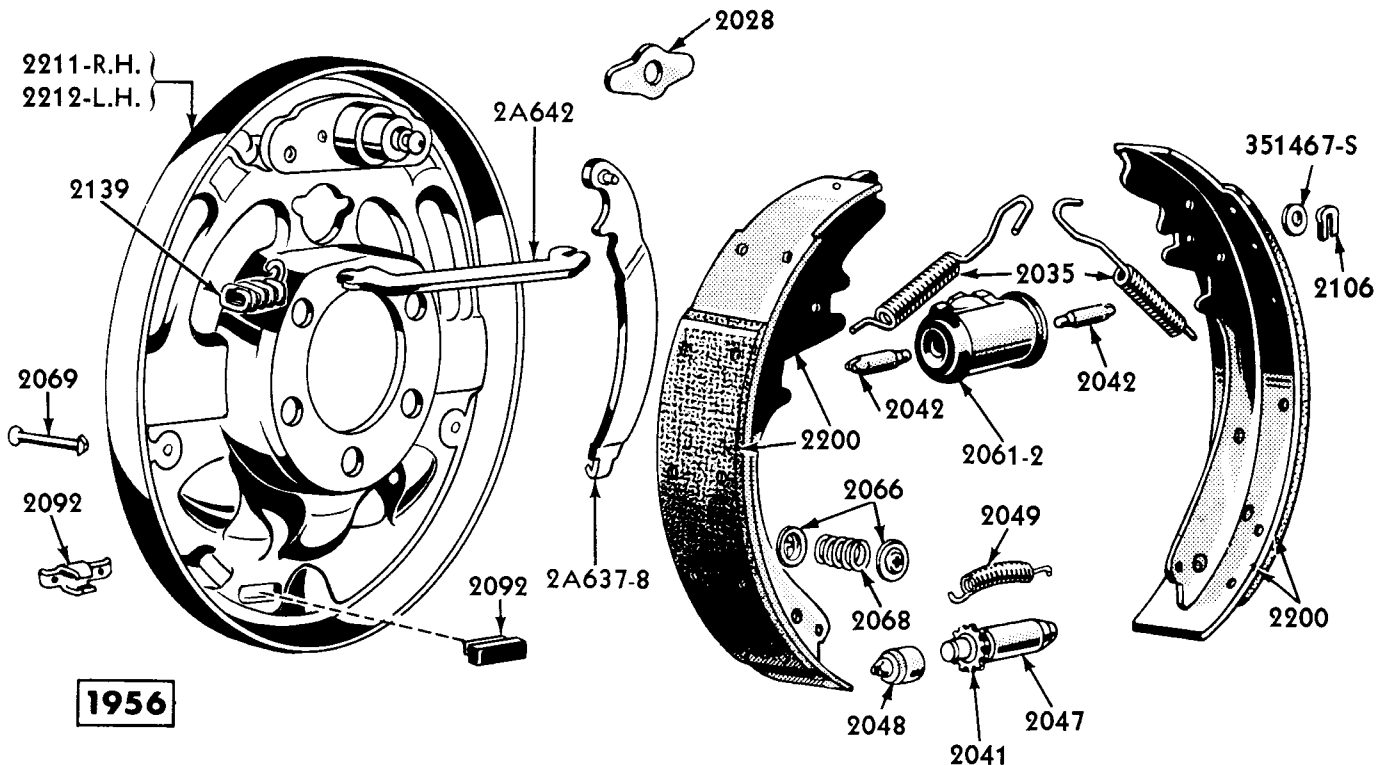
Wheels, Hubs And Drums

GROUP AND PART NUMBER	DESCRIPTION, SIZE, ETC.	NO. REQ'D	MODEL OR ENGINE CUBIC INCH DISPLACEMENT	YEAR 19__
1217 CUP (FRONT WHEEL BEARING)				
B5A 1217-A	Outer - Ⓞ8A-1217-B	2	All except 57C, 63C, 76C	56/58
		2	56, 57A, 58A, 63A, 64A, 77	59
LF 1217-A	Outer	2	57C, 63C, 76C	58
		2	57B, C, 58B, 63B, C, 76	59
1225 BEARING (REAR WHEEL)				
8M 1225-B	1-17/32" I.D. x 3-5/32" O.D.	2	All	56/59
1350 PLATE (SPARE WHEEL COVER)				
BU 1350-A	Closed	1	All except 79	56
BU 1350-B	Open	1	All except 79	56
BAE 1350-A	Closed type - also serviced in 1400 kit	1	All except 56, 77	57/59
BAE 1350-B	Open type - also serviced in 1400 kit	1	All except 56, 77	57/59
1A350 SUPPORT (SPARE WHEEL CARRIER HINGE)				
B9MB 1A350-A	Also serviced in 1400 kit	1	All except 56, 77	59
1351 RING (SPARE WHEEL COVER)				
BU 1351-A	Stainless steel	1	All except 79	56
BU 1351-B	Prime	1	All except 79	56
BAE 1351-A	Finish - stainless - also serviced in 1400 kit	1	All except 56, 77	57/59
BAE 1351-B	Finish - prime - also serviced in 1400 kit	1	All except 56, 77	57/59
1383 NUT (SPARE WHEEL MOUNTING)				
BAE 1383-A		1	56, 77	57/58
1394 HINGE (SPARE WHEEL CARRIER) ACCESSORY				
BU 1394-A		1	All except 79	56
BAE 1394-A		1	All except 56, 77	57
BAF 1394-A	Hinge assy. - spare wheel carrier	1	All except 56, 77	58
B9MB 1394-A	Also serviced in 1400 kit	1	All except 56, 77	59
1400 KIT (SPARE WHEEL CARRIER) ACCESSORY				
B9MB 1400-A	Closed face - stainless steel tread	1	All except 56, 77	59
1446 PLATE (SPARE WHEEL MOUNTING)				
BD 1446-A	4-3/8" long	1	All except 79	56
1448 BOLT (SPARE WHEEL MOUNTING)				
B5A 1448-A	7-5/8" long - ⓄBN-1448-B	1	79	56
BV 1448-A	8-1/4" long	1	All except 79	56
		1	All except 56, 77	57
		1	All except 56, 57C, 63C, 76C, 77	58
BAF 1448-B	8-11/16" long	1	56, 57C, 63C, 76C, 77	58
B9MB 1382-B		1	56, 77	59
PB9M 1448-B		1	All except 56, 77	59
1457 NUT (SPARE WHEEL MOUNTING BOLT)				
BA 1457-A		1	All	56/59
B9A 1457-A		1	All except 56, 77, 79	57
1465 COVER (SPARE TIRE)				
BAE 1465-A	Clear plastic	1	All except 56, 77	57/58
PB9M 1465-A	Clear plastic - Ⓞ1016312 (0101)	1	All except 56, 77	59
1499 CLAMP (SPARE WHEEL HOLD DOWN REAR)				
B5A 1499-A	ⓄBN-1499-A	1	79	56
1705 EXTENSION (TIRE VALVE)				
AJ 1705-C	Use with accessory hub caps	5	All	57



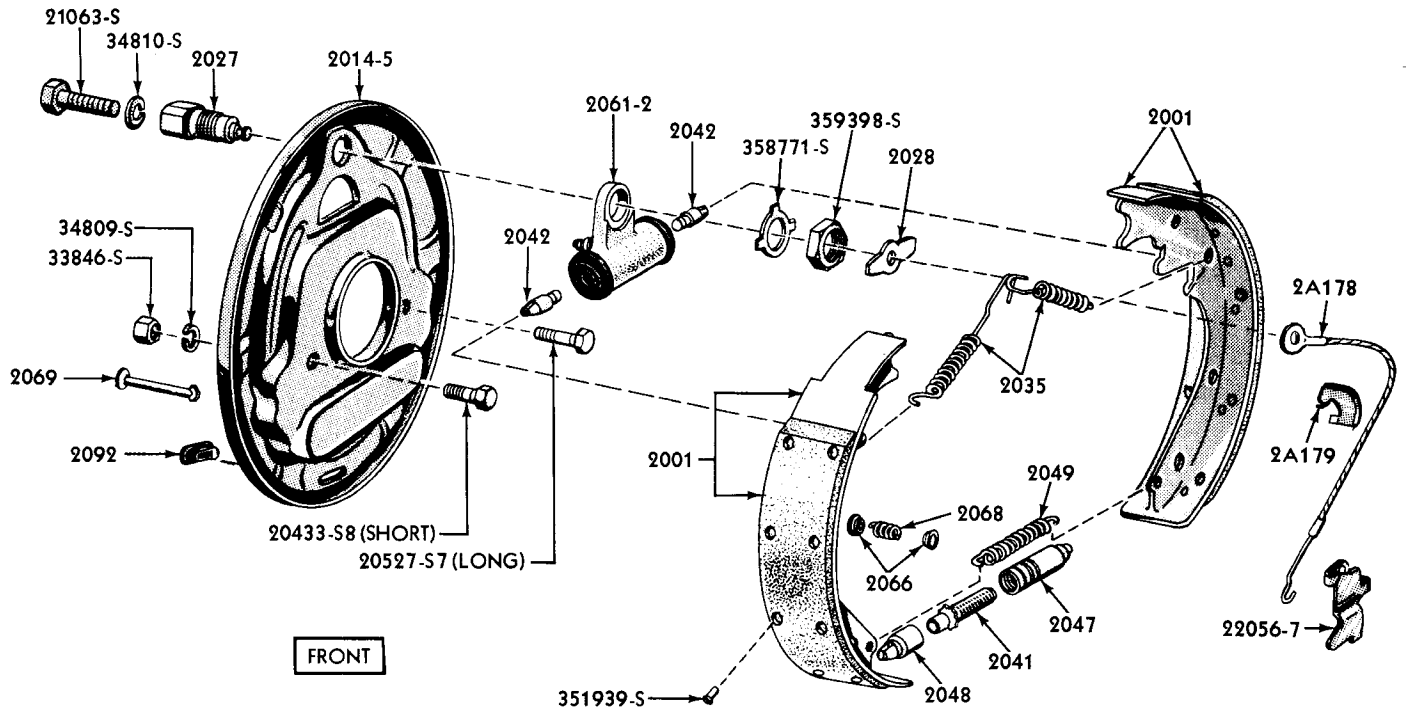
PMC-128

FRONT BRAKES

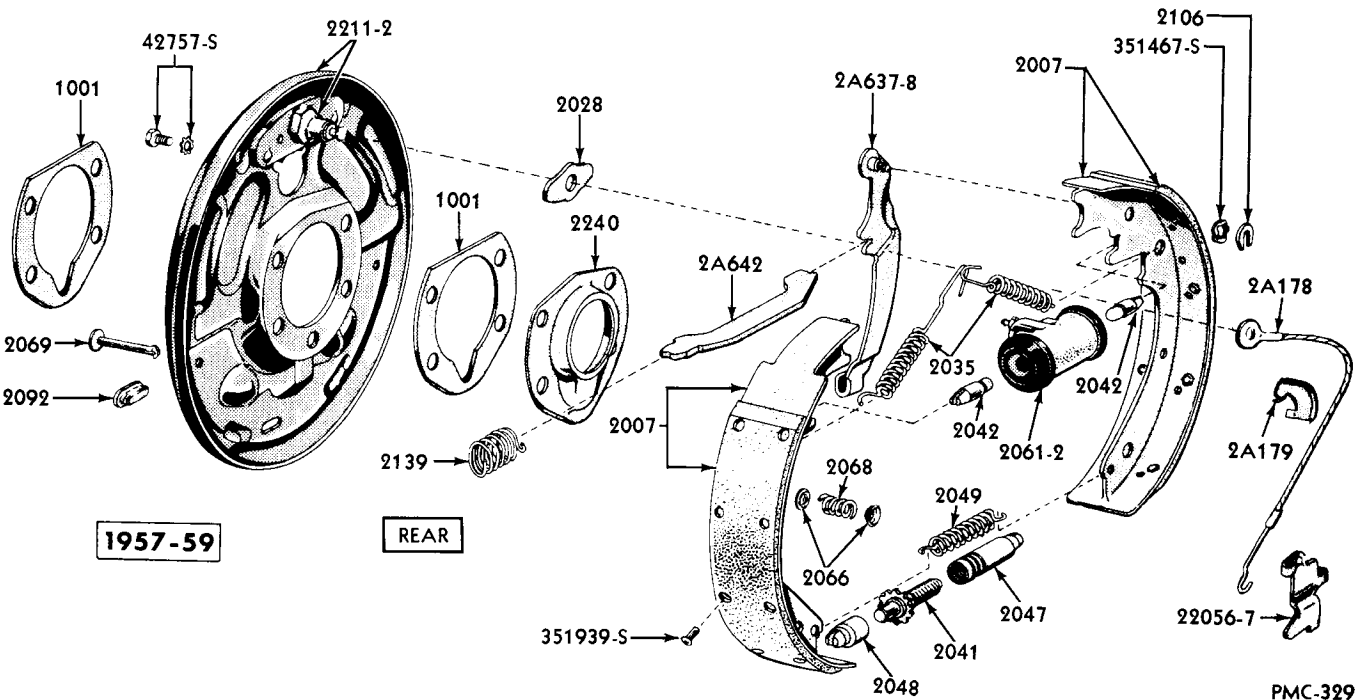


PMC-129

REAR BRAKES



FRONT

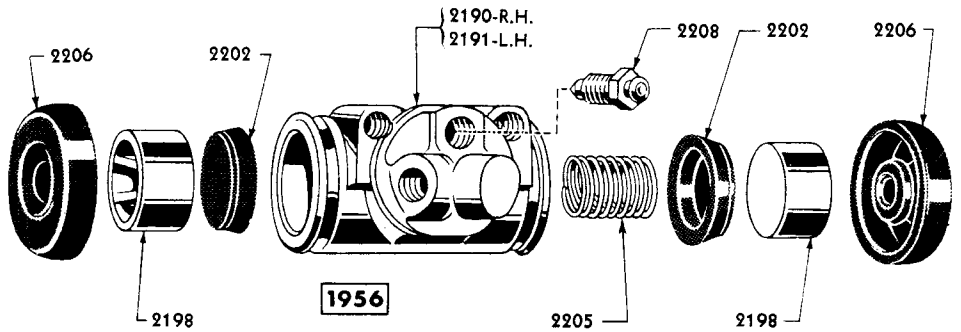


1957-59

REAR

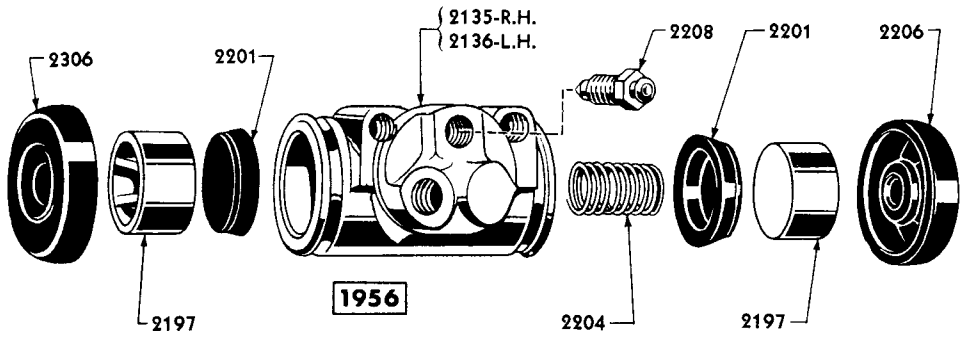
PMC-329

BRAKES



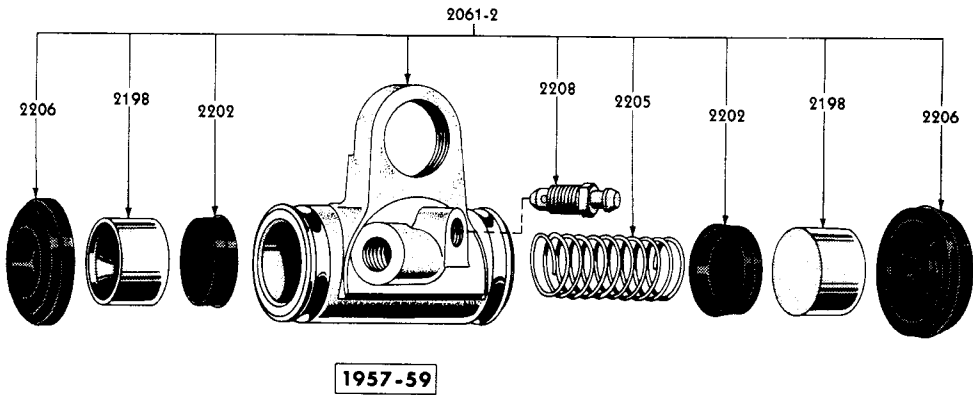
PMC-130

FRONT WHEEL BRAKE CYLINDER



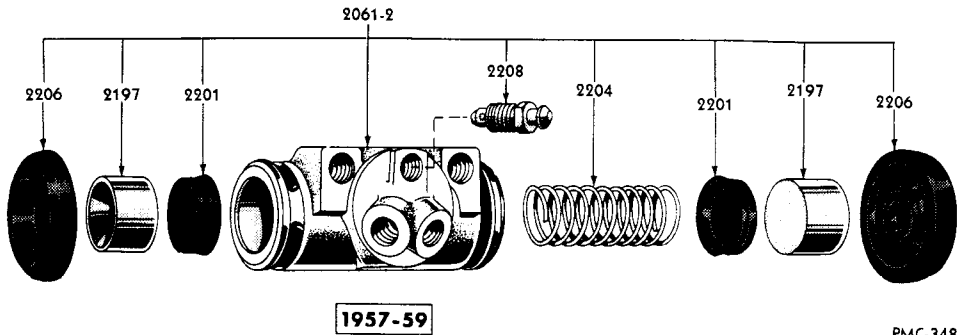
PMC-131

REAR WHEEL BRAKE CYLINDER



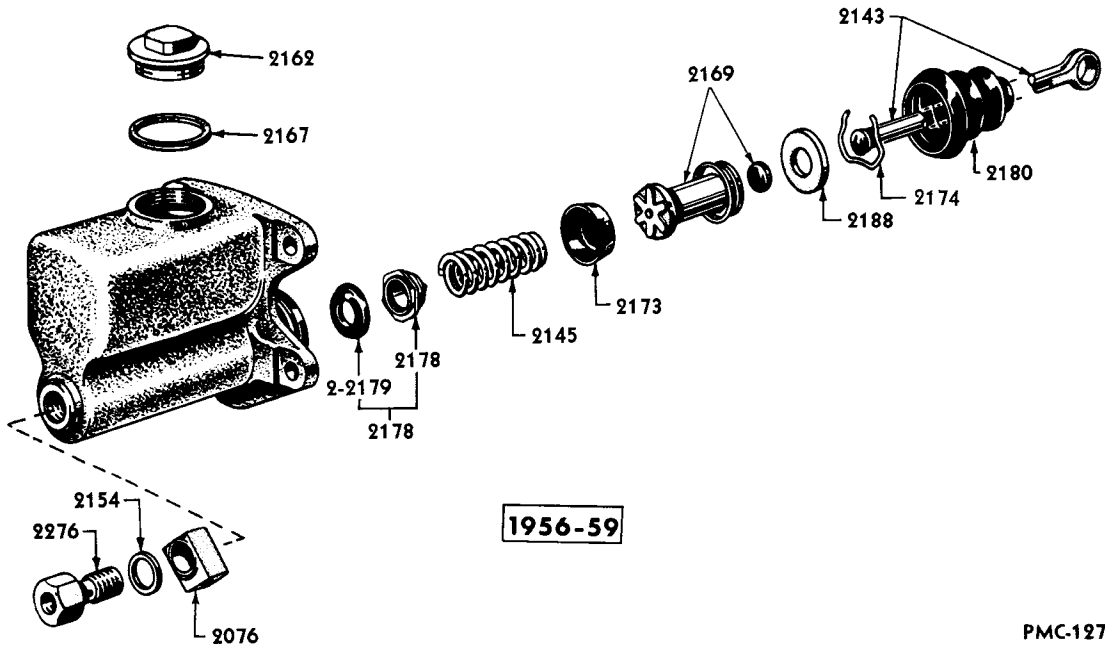
PMC-340

FRONT WHEEL BRAKE CYLINDER

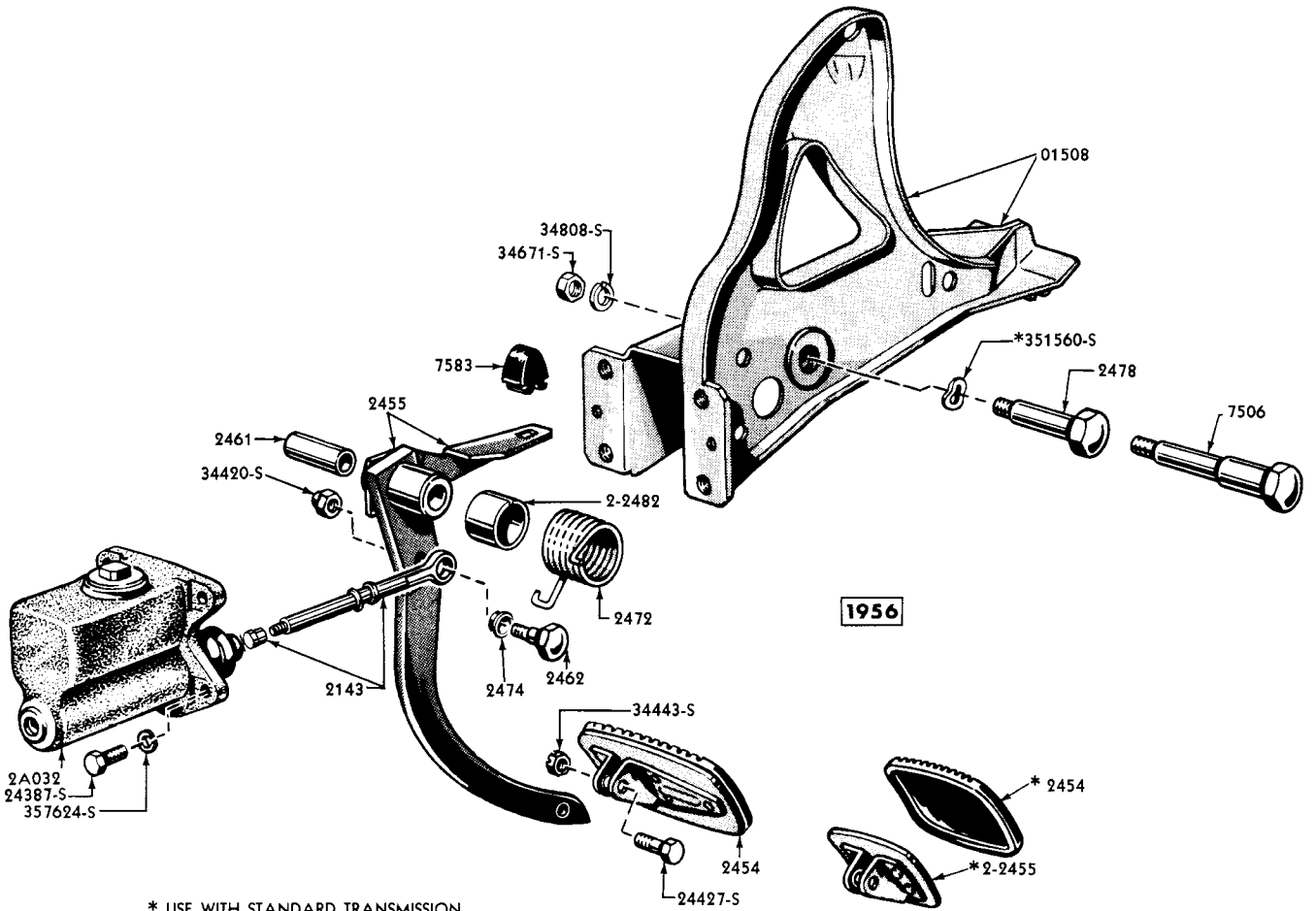


PMC-348

REAR WHEEL BRAKE CYLINDER

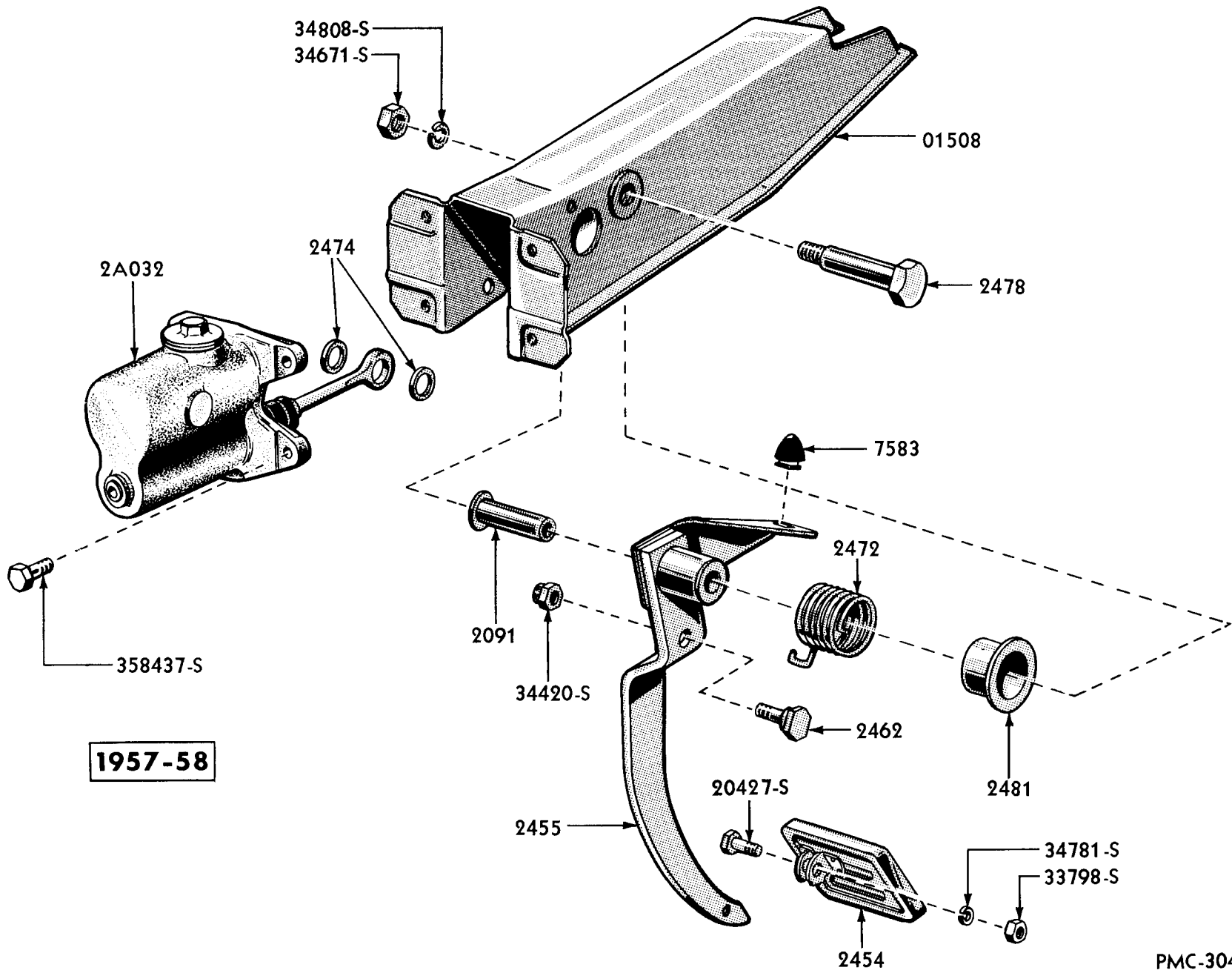


MASTER CYLINDER



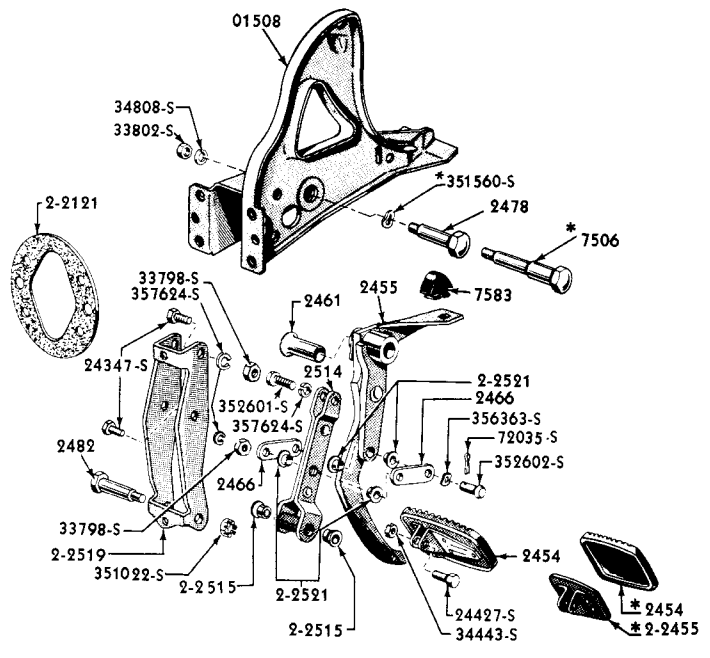
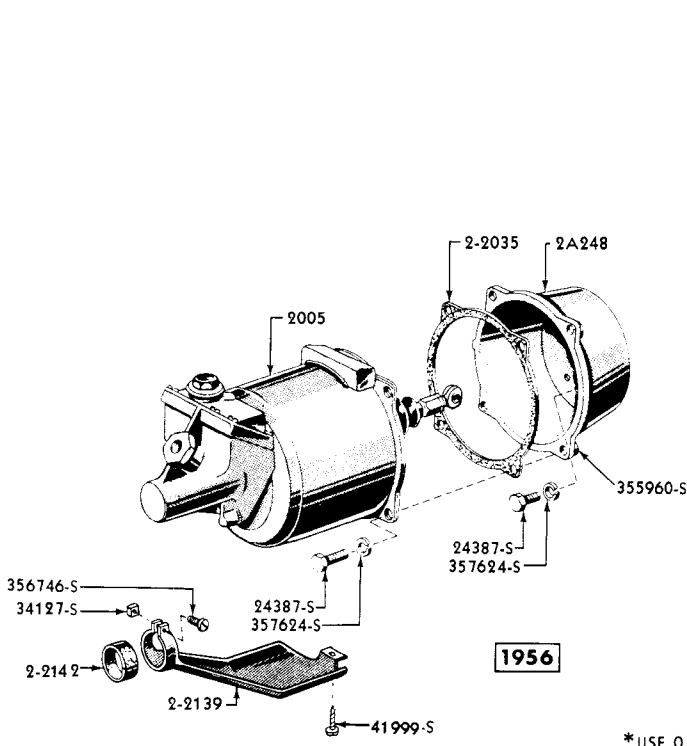
BRAKE PEDAL

PMC-159



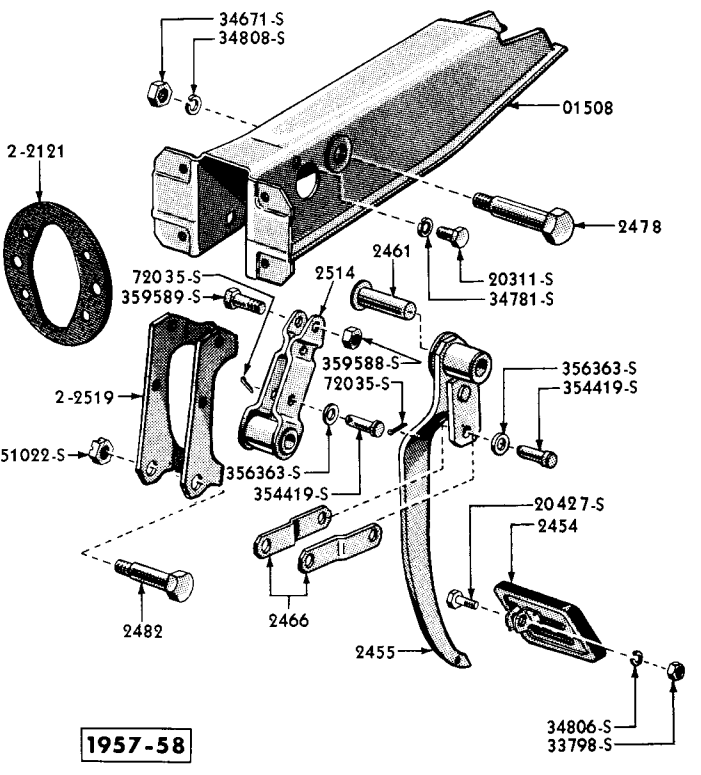
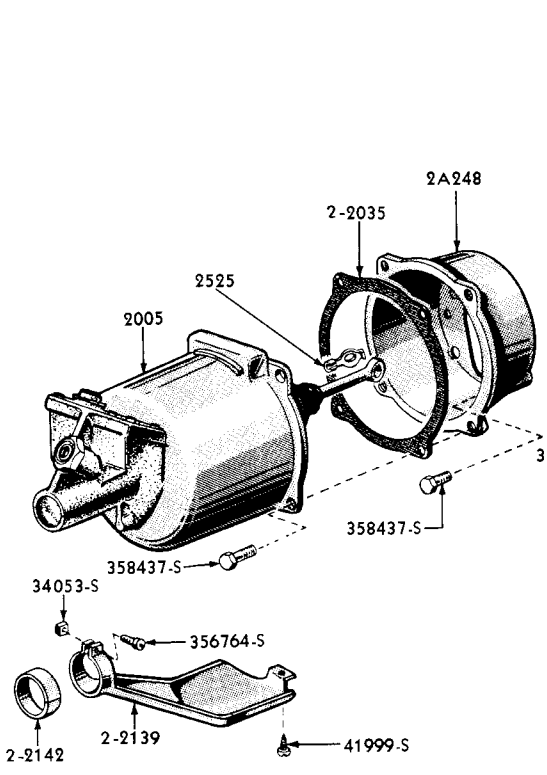
1957-58

BRAKE PEDAL-STANDARD



*USE ON STANDARD TRANSMISSION ONLY

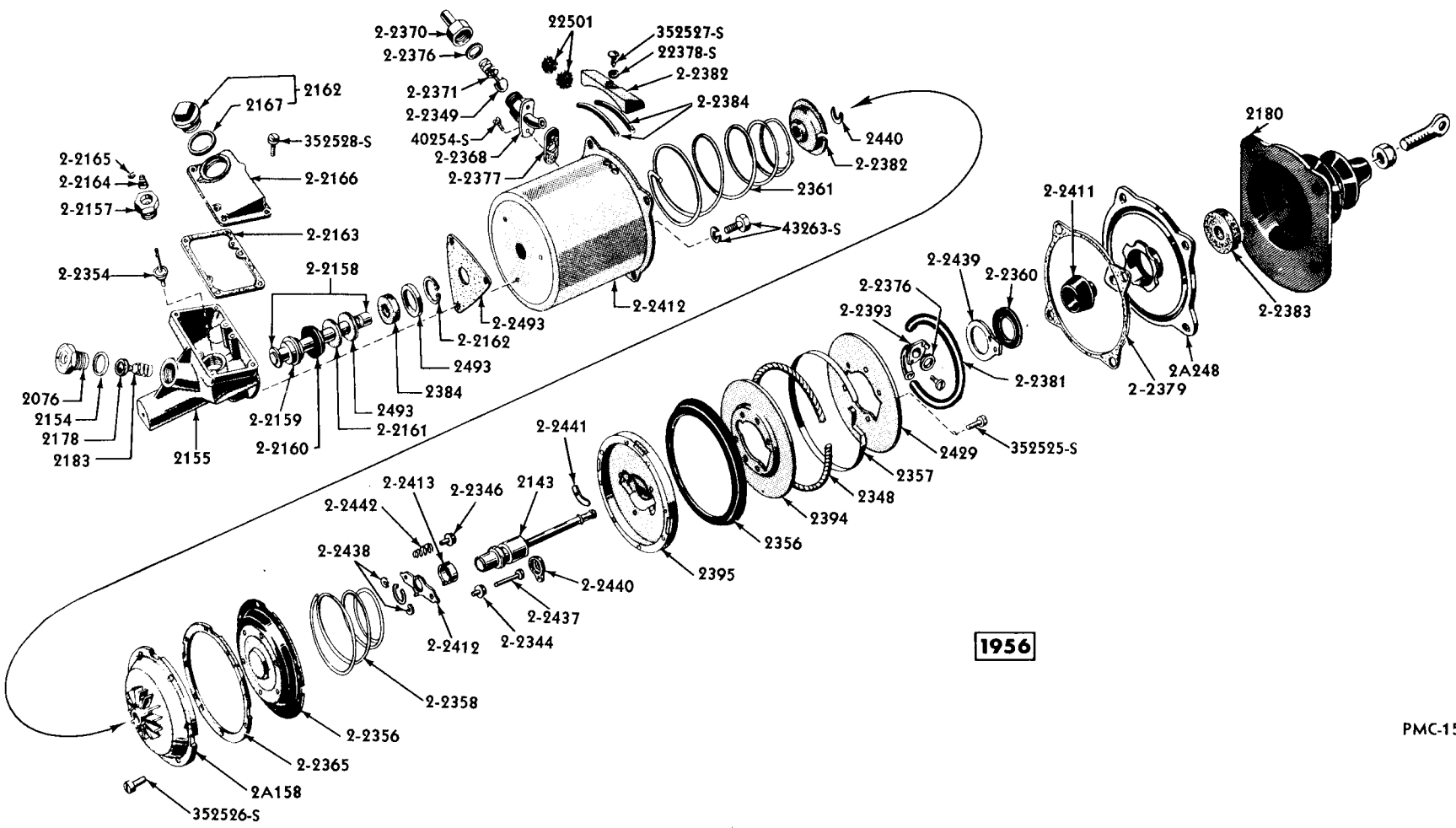
PMC-158



1957-58

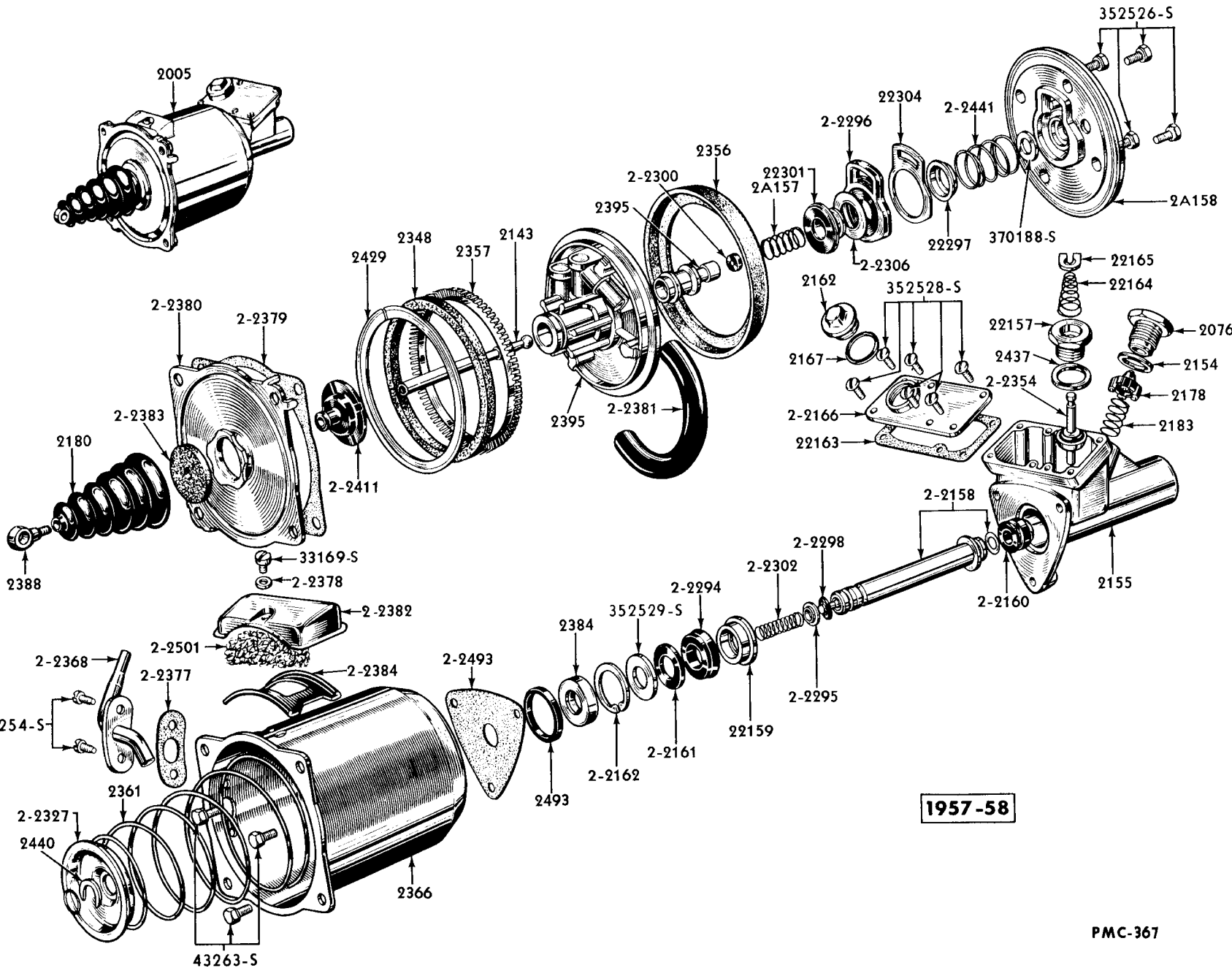
PMC-303

BRAKE PEDAL-POWER BRAKE



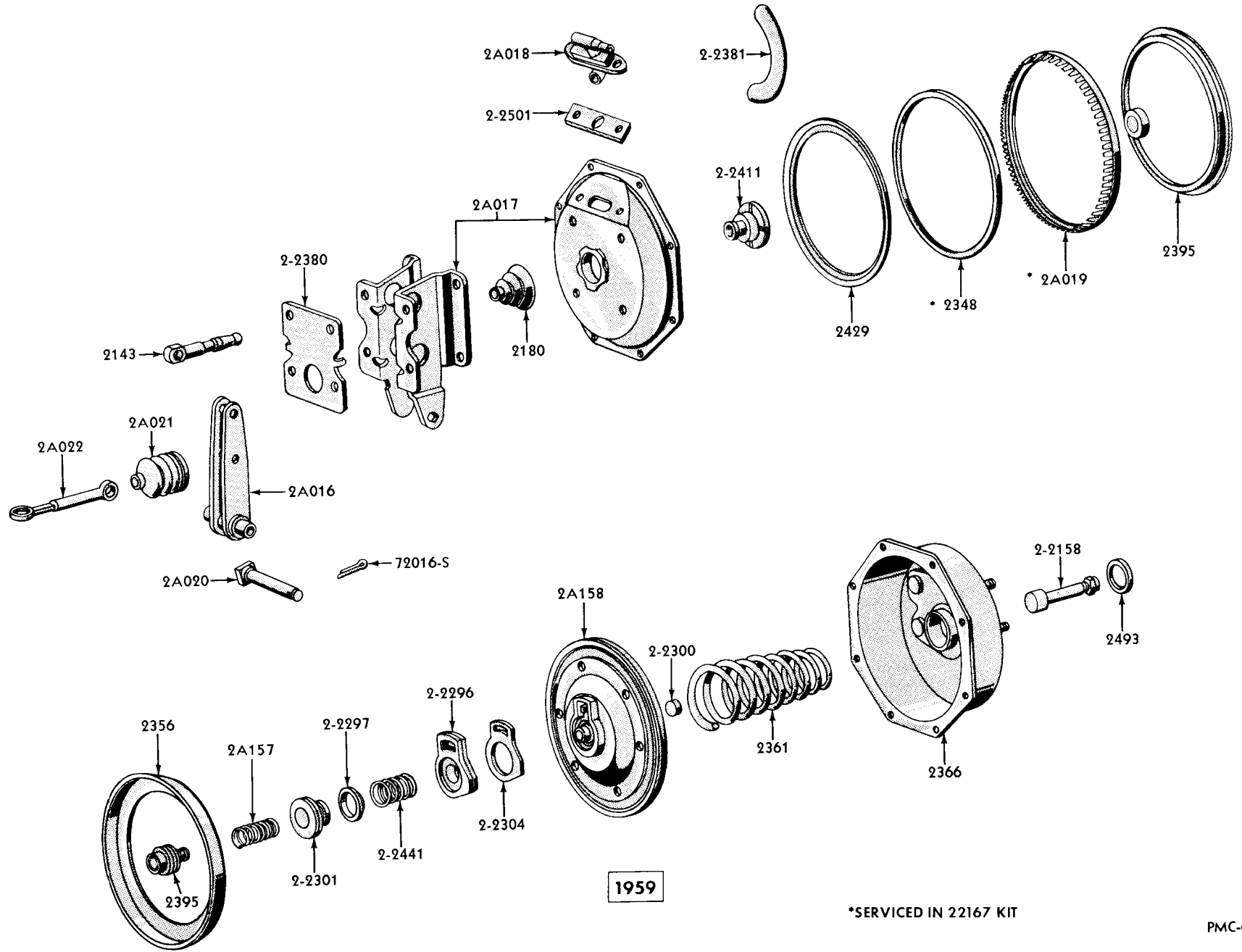
1956

POWER BRAKE BOOSTER

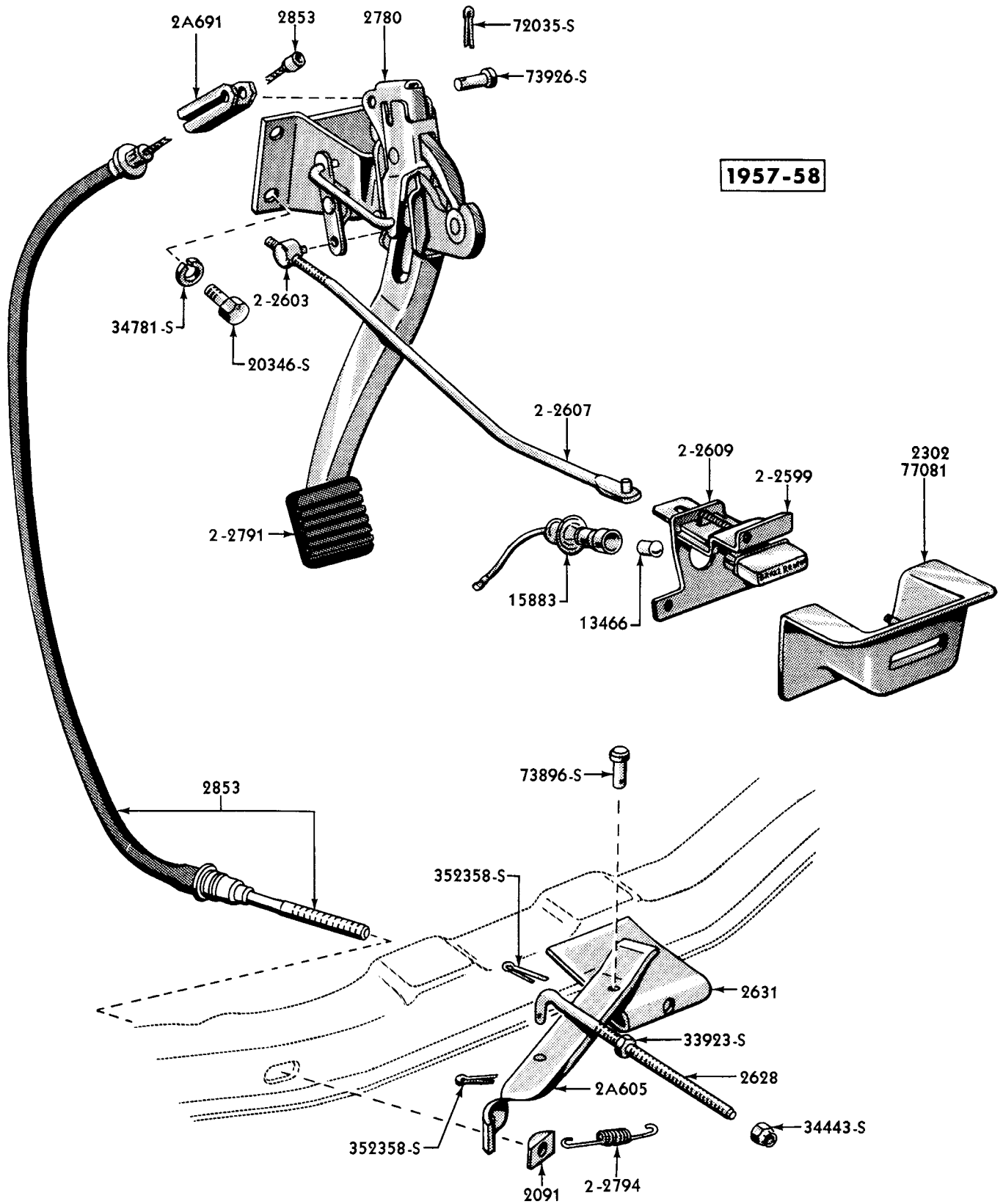


1957-58

POWER BRAKE BOOSTER



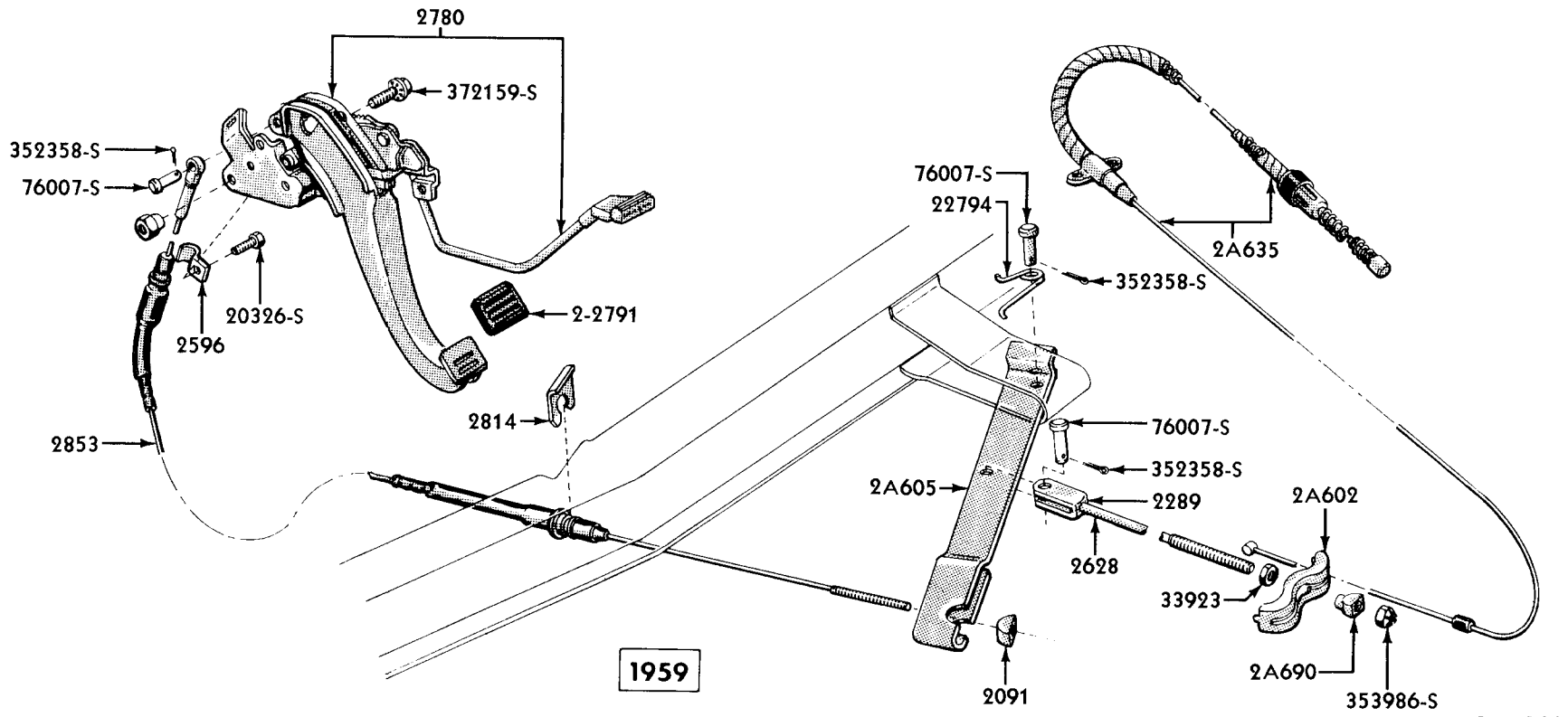
POWER BRAKE BOOSTER



*REFER TO BODY CATALOG FOR ADDITIONAL INFORMATION

PMC-311

PARKING BRAKE



1959

PMC-726

PARKING BRAKE

Brakes

GROUP AND PART NUMBER	DESCRIPTION, SIZE, ETC.	NO. REQ'D	MODEL OR ENGINE CUBIC INCH DISPLACEMENT	YEAR 19__
2001 KIT (BRAKE SHOE & LINING)				
MGK 2001-A	Front - standard - axle set - Consists of the following - (2) MC-2018-F shoe and lining - front - primary (2) MC-2019-C shoe and lining - front - secondary	1	All	56
MGK 2001-B	Front - .030" O/S - axle set - Consists of the following - (2) MC-2018-E shoe and lining - front - primary (2) MC-2019-B shoe and lining - front - secondary	1	All	56
MHK 2001-F	2-1/2" wide - .030" oversize - front and rear Consists of the following - (2) MG-2018-M shoe and lining - primary (2) MF-2019-J shoe and lining - secondary ☆ 1957 - all models with 312 and 368 C.I.D. engine - rear brakes ☆ 1957 - use on models 57, 58, 63, 64A, 65A, 75A, and 76 with 312 C.I.D. engine - front brakes ☆ 1958 - all models - rear brakes	2	All☆	57/58
MHK 2001-H	3" wide - .030" oversize - front Consists of the following - (2) MG-2018-S shoe and lining - primary (2) MG-2019-M shoe and lining - secondary	1	All	57/58
COMY 2001-C	Front - standard 3" Consists of the following - (2) COMM-2018-E shoe and lining - primary (2) COMM-2019-E shoe and lining - secondary	1	All	57/59
COMY 2001-D	3" wide - .030" oversize - front Consists of the following - (2) COMM-2018-D shoe and lining - primary (2) COMM-2019-D shoe and lining - secondary	1	All	59
2004 KIT (MASTER CYLINDER REPAIR)				
B5A 2004-B	Consists of the following - (2) 91T-2154-A gasket (1) 8M-2167 gasket (1) FAA-2169-A piston (1) FAA-2173-A cup (1) 51A-2174-A ring (1) B5A-2178-B valve kit (1) OA-2180 boot	1	All	56
B7A 2004-A	Consists of the following - (2) 91T-2154-A gskt. (1) 8M-2167-A gskt. (1) FAA-2169-A piston (1) FAA-2173-A cup (1) 51A-2174-A valve (1) AJ-2178-A valve set (1) OA-2180 boot (1) AJ-22179-A seat	1	All	57/58
CONTINUED ON NEXT PAGE				

Brakes

GROUP AND PART NUMBER	DESCRIPTION, SIZE, ETC.	NO. REQ'D	MODEL OR ENGINE CUBIC INCH DISPLACEMENT	YEAR 19___
2004 KIT (MASTER CYLINDER REPAIR) CONTINUED				
COAZ 2004-C	2 bolt master cylinder - power brakes Consists of the following - (1) COAA-2169-A piston (1) FAA-2173-A cup (1) 51A-2174-A snap ring (1) AJ-2178-A valve (1) B9MM-2493-A gasket (1) AJ-22179-A seat	1	All	59
COMY 2004-A	Consists of the following - (2) 91T-2154-A gasket (1) 8M-2167-A gasket (1) COAA-2167-A gasket (1) FAA-2169-A piston (1) FAA-2173-A cup (1) 51A-2174-A snap ring (1) AJ-2178-A valve (1) OA-2180 boot - standard brakes only (1) TAAK-7821-A snap ring (1) AJ-22179-A seal	1	All	59
2005 BOOSTER (BRAKE) VACUUM				
MC 2005-A	6-5/32" dia. - booster assy. (b)	1	All	56
MC 2005-C	5-7/16" dia. - booster assy. (b)	1	All	56
MG 2005-B	(a)	1	All	57/58
B9MM 2005-A	Power brakes - use on jobs prior to 6-1-59 (a)	1	All	59
B9MM 2005-B	Power brakes - use on jobs after 6-1-59	1	All	59
B9M 2A450-A	Includes linkage	1	All	59
24387-S7	Bolt-hex. hd. -5/16"-24 x 1"-power brake unit to mounting bracket	4	b	
357624-S7	Lockwasher-5/16"	1	b	
358437-S2	Screw-hex. washer hd. -5/16"-24-brake power unit to bracket assy. brake booster mounting	4	a	
2-2005 KIT (POWER BRAKE CONVERSION)				
MGK 22005-B		1	All	56
59MK 22005-B	Kit - consists of the following - (1) B9MM-2A025-A booster (4) 33798-A nut (1) PB9M-2063-A resvr. (1) 87650-S plug - (312 C.I.D.) (1) MK-2349-A hose (1) 353709-S nipple (1) MK-22049-A valve (1) 353714-S2 screw (1) MG-22249-B hose - (2) 353806-S8 clip (cut to size) (4) AD-22252-A clamp (1) 358277-S grommet (1) LE-22907-A hose (1) 359952-S2 nut (4) AF-33505-A clamp (1) 371907-S tee - (383 C.I.D.) (1) 4847863 rim (1) 372414-S connector (4) 31493-S8 screw (312 C.I.D.)	1	All	59

Brakes

GROUP AND PART NUMBER	DESCRIPTION, SIZE, ETC.	NO. REQ'D	MODEL OR ENGINE CUBIC INCH DISPLACEMENT	YEAR 19____
2007 KIT (BRAKE LINING)				
MGK 2007-A	Front - standard - axle set - Consists of the following - (2) MC-2021-E lining - front - primary (2) MC-2022-A lining - front - secondary (44) 351939-S rivet	1	All	56
MGK 2007-B	Front - .030" oversize - axle set - Consists of the following - (2) MC-2022-B lining - front - secondary (2) MC-2201-F lining - front - primary (44) 351939-S rivet	1	All	56
MHK 2007-E	2-1/2" wide - front and rear Consists of the following - (2) MG-2021-G lining - primary (2) MG-2022-L lining - secondary (44) 351939-S or rivets 351940-S	2	All	57/58
MHK 2007-F	2-1/2" wide - .030" oversize - front and rear (2) MG-2021-H lining - primary (2) MG-2022-M lining - secondary (44) 351939-S or rivets 351940-S	2	All	57/58
COMY 2007-B	3" wide - .030" oversize - front Consists of the following - (2) COMM-2021-D lining - primary (2) COMM-2022-C lining - secondary (44) 351939-S or rivets 351940-S ☆ 1957 - use on models 56, 77 with 312 C. I. D. engine - front brakes ☆ 1957 - use on all models with 368 C. I. D. engine - front brakes ☆ 1958 - use on all models except 58C, 64B - front brakes	1	All☆	57/58
COMY 2007-C	Front - standard - 3" wide Consists of the following - (2) COMM-2021-F lining - primary (2) COMM-2022-E lining - secondary (52) 351939-S or rivets 351940-S	1	All	57/59
COMY 2007-D	Front wheel - .030" oversize - 3" wide Consists of the following - (2) COMM-2021-E lining - primary (2) COMM-2022-D lining - secondary (52) 351939-S rivet - alternate with (52) 351940-S rivet	1	All	59

Brakes

GROUP AND PART NUMBER	DESCRIPTION, SIZE, ETC.	NO. REQ'D	MODEL OR ENGINE CUBIC INCH DISPLACEMENT	YEAR 19__
2012-15 PLATE (WHEEL BRAKE BACKING) FRONT				
B7S 2012-A	Front - R. H.	(b) 1	All	56
B7S 2013-A	Front - L. H.	(b) 1	All	56
MG 2014-D	Front	(a) 1-2	All☆	57
	☆ Use on all 56, 77 models ☆ All models with 368 C. I. D. engine ☆(1) for R. H. only with automatic brake adjuster			
KC 2015-A	Front - L. H. - use with auto. brake adjuster	(a) 1	All	57
MG 2014-E	Front - use with 312 C. I. D. engine	(a) 2	All except 56, 77	57/58
MK 2014-A	Front - R. H. - use with auto. brake adjuster	(a) 1	All except 58C, 64B	58
MK 2015-A	Front - L. H. - use with auto. brake adjuster	1	All except 58C, 64B	58
COMM 2014-A	R. H.	1	All	59
COMM 2015-A	L. H.	1	All	59
20310-S8	Bolt-hex. hd. -5/16"-18 x 1/2"-to attach cylinder to backing plate	4	b	
20409-S7	Bolt-hex. hd. -1-1/8" x 3/8"-24-to spindle front wheel	4	a	
33800-S8	Nut-hex-3/8"-24-to spindle front wheel	4	a	
34032-S7	Nut-castle-1/2"-20-to spindle-lower	4	b	
34806-S7	Lockwasher-5/16"-to attach cyl. to backing plate	4	b	
34807-S8	Lockwasher-3/8"-eccentric assy. to backing plate	2	b	
72035-S7-8	Cotter pin-1/8" x 1"	4	b	
355635-S7	Bolt-hex. hd. -1/2"-20 x 2-3/4"-to spindle-lower	4	b	
356694-S	Bolt-spec. hd. -3/8"-24 x 1-11/64"-to spindle-upper	4	b	
357629-S7	Lockwasher-3/8"-to spindle-upper	4	b	
2A016 LEVER & BUSHING (BRAKE BOOSTER)				
B9MM 2A016-B		1	All	59
2A017 BRACKET & END PLATE (BRAKE BOOSTER)				
B9MM 2A017-B		1	All	59
2A018 COVER & TUBE (BRAKE BOOSTER AIR CLEANER)				
B9MM 2A018-A		1	All	59
2A019 EXPANDER RING (BRAKE BOOSTER)				
B9MM 2A019-A	NS-serviced in 2-2167 kit	1	All	59
2A020 PIN (BRAKE BOOSTER LEVER PIVOT)				
B9MM 2A020-B		1	All	59
2A021 GUARD (BRAKE MASTER CYLINDER PUSH ROD)				
B9MM 2A021-A		1	All	59
2A022 LINK (BRAKE MASTER CYLINDER PUSH ROD)				
B9MM 2A022-A		1	All	59

Brakes

GROUP AND PART NUMBER	DESCRIPTION, SIZE, ETC.	NO. REQ'D	MODEL OR ENGINE CUBIC INCH DISPLACEMENT	YEAR 19__
2027 PIN (FRONT WHEEL BRAKE SHOE ANCHOR)				
MG 2027-C	Use with 312 C.I.D. engine	2	All except 56,77	57/58
MG 2027-D	☆ 1957 - use on all 56,77 models ☆ 1957 - all models with 368 C.I.D. engine ☆ 1958 - use on all models except 58C,64B	2	All☆	57/58
COMM 2027-B		2	All	59
2028 PLATE (BRAKE SHOE ANCHOR PIN GUIDE)				
96H 2028	Used with 368 C.I.D. engine	4	All except 65A,75A	56/57
KD 2028-A	Use with auto. brake adjuster with 368 C.I.D. engine	1	65,75A	57
		1	All except 58C,64B	58
COMM 2028-A		4	All	59
2A028 HOSE (BRAKE RESERVOIR TO BOOSTER)				
B9MY 2A028-A	⊕B9M-22907-A	1	All	59
2A032 CYLINDER (BRAKE MASTER)				
B7MY 2A032-A	Less push rod - ⊕MG-22141-B (a)	1	All	56/58
COAA 2A032-B	Standard and power brakes - less push rod (a)	1	All	59
	24387-S7 Bolt-hex. hd. -5/16"-24 x 1"-cylinder to firewall	4	a	
	357624-S7 Lockwasher-5/16"-cylinder to firewall	4	a	
	358437-S2 Screw-washer hd. -5/16"-24-brake master cylinder to dash	4	a	
2035 SPRING (BRAKE SHOE RETRACTING)				
B5A 2035-A	Front and rear brakes - also serviced in 2-2009 kit - ⊕8M-2035	8	All	56/59
2-2035 GASKET (BRAKE BOOSTER MOUNTING BRACKET)				
LA 22035-A	Used with booster assy. MC-2005-A	1	All	56
MC 22035-A		1	All	56/58
2041 SCREW (BRAKE ADJUSTING)				
B7A 2041-A	1/4" - 20 x 2-1/2" o/all length - use without auto. brake adjuster - ⊕H-2041	4	All	56/58
KD 2041-A	R. H. - use with auto. brake adjuster	2	All	57/58
B7MY 2A103-A	L. H. - use with auto. brake adjuster - ⊕KD-22042-A	2	All	57/58
COMM 2041-A	R. H. - also use the following parts - (1) B9MM-2047-A nut (1) B9MM-2048-A socket	2	All	59
COMM 2A103-A	L. H. - also use the following parts - (1) B9MM-2A104-A nut (1) B9MM-2048-A socket	2	All	59
2042 LINK (BRAKE SHOE CONNECTING)				
B7A 2042-A	Front and rear - ⊕8M-2042	8	All	56/59
2A046 HOSE (BRAKE CHECK VALVE TO INTAKE MANIFOLD)				
B8MY 2A046-A	32-1/4" long - use with 312 C.I.D. engine - ⊕MK-22352-A	1	58C,64B	58

Brakes

GROUP AND PART NUMBER	DESCRIPTION, SIZE, ETC.	NO. REQ'D	MODEL OR ENGINE CUBIC INCH DISPLACEMENT	YEAR 19__
2047 NUT (BRAKE ADJUSTING SCREW)				
B7A 2047-A	Three grooves on O. D. - with 13/64" width slot - use without auto. brake adjuster - Ⓢ8M-2047	4	All	56/58
KD 2047-A	R.H. - use with auto. brake adjuster	2	All	57/58
B8KY 2A104-A	L.H. - use with auto. brake adjuster - ⓈKD-22051-A	2	All	57/58
B9MM 2047-A	R. H. - also use the following parts - (1) B9MM-2041-A screw (1) B9MM-2048-A socket	2	All	59
B9MM 2A104-A	L. H. - also use the following parts - (1) B9MM-2A103-A screw (1) B9MM-2048-A socket	2	All	59
2048 SOCKET (BRAKE ADJUSTING SCREW)				
B7A 2048-A	One groove on O. D. - Ⓢ8M-2048 ☆ 1958 - all models with 312 C. I. D. engine	4	All☆	56/58
KD 2048-A	Use with auto. brake adjuster	4	All	57/58
B9MM 2048-A	Also use the following parts - (1) B9MM-2041-A screw - R. H. (1) B9MM-2047-A nut - R. H. or (1) B9MM-2A103-A screw - L. H. (1) B9MM-2A104-A nut - L. H.	4	All	59
2049 SPRING (BRAKE ADJUSTING SCREW)				
H 2049	Use without auto. brake adjuster	4	All	56/58
MK 2049-A	Use with auto. brake adjuster	4	All	57/58
COMM 2049-A		4	All	59
2A053 SPRING (BRAKE PEDAL ANTI-RATTLE)				
B9MM 2A053-A		1	All	59
2A056 BRACKET (FRONT WHEEL BRAKE HOSE)				
	See basic part number 2082			
2-2056-7 LEVER (BRAKE SHOE ADJUSTING)				
COLL 2A176-A	R. H. - auto. brake adjuster	2	All	57/59
COLL 2A177-A	L. H. - auto. brake adjuster	2	All	57/59
2061-2 CYLINDER (BRAKE)				
AD 2061-A	Front - R. H.	1	All	56
AD 2062-A	Front - L. H.	1	All	56
8A 2261	Rear brake - R. H. - 7/8" dia.	1	All	56
8A 2262	Rear brake - L. H. - 7/8" dia.	1	All	56
8L 2261-A	Rear - R. H. - 15/16" dia. opening (a)	1	All	57
8L 2262-A	Rear - L. H. - 15/16" dia. opening (a)	1	All	57
AJ 2061-A	Front - R. H. (a)	1	All	57/59
AJ 2062-A	Front - L. H. (a)	1	All	57/59
KC 2261-A	Rear - R. H.	1	58C, 64B	58
KC 2262-A	Rear - L. H.	1	58C, 64B	58
MK 2261-A	Rear - R. H. (a)	1	All except 58C, 64B	58
		1	All	59
MK 2262-A	Rear - L. H. (a)	1	All except 58C, 64B	58
		1	All	59
20310-S8	Bolt-hex. hd. -5/16"-18-1/2"-rear brake cylinder assy. to rear backing plate	4	a	
34941-S7	Washer-external tooth-5/16"-rear brake cylinder assy. to rear backing plate	4	a	
42757-S2	Screw and washer assy. -hex. hd. -5/16"-18 x 1/2" each rear brake cylinder to rear backing plate	4	a	

Brakes

GROUP AND PART NUMBER	DESCRIPTION, SIZE, ETC.	NO. REQ'D	MODEL OR ENGINE CUBIC INCH DISPLACEMENT	YEAR 19__
2063 RESERVOIR (BRAKE VACUUM)				
LE 2063-A		1	All	56
MG 2063-B		(a) 1	All	57/58
B9M 2063-A	Also serviced in 2-2005 kit	1	All	59
40156-S8	Screw-hex. tapping-5/16"-24 x 5/8"-reservoir assy. to fender apron	1	a	
2066 CUP (BRAKE SHOE HOLD DOWN)				
B7A 2066-A	Also serviced in 2-2009 kit - Ⓢ6H-2066	16	All	56/59
2068 SPRING (BRAKE SHOE HOLD DOWN)				
H 2068	Use without auto brake adjuster - also serviced in 2-2009 kit	8	All	56/58
TDA A 2068-A	Use with auto. brake adjuster	8	All	57/59
2069 PIN (BRAKE SHOE HOLD DOWN SPRING)				
LA 2069-A	NS-Front and rear - also serviced in 2-2009 kit ☆ (8) 1957 - use on all models except 56, 77 with 312 C. I. D. engine ☆ (4) 1957 - use on models 56, 77 - rear brake ☆ (4) 1958 - all models - rear brake	4-8	All☆	57/58
MG 2069-A	NS-Front - serviced in 2-2009 kit ☆ 1957 - use on models 56, 77 ☆ 1957 - all models with 368 C. I. D. engine ☆ 1958 - all models	4	All☆	57/58
8A 2069-A		4	58C, 64B	58
2073 BRACKET (BRAKE HOSE)				
MA 2073-A	Rear - (1) 41/64" hex. hole and (1) 21/64" dia. hole	1	All	56
MG 2073-A	Rear	(a) 1	56, 77	57/58
PB9M 2073-A	Rear	1	All	59
40156-S8	Screw-hex. -5/16"-18 x 5/8"-use to attach rear brake tube bracket to frame	1	a	
2074 FITTING (AXLE BRAKE LINE & TUBE)				
8A 2074	Rear - 1-3/8" o/all length (1) 29/64" hole Brake pipe	1	79	56
MB 22076-B	Front	1	All	59
MC 22076-A	Front - effective 1-3-56	1	All	56
MG 2074-A	Rear - wheel brake tube	(a) 1	56, 77	56/58
MG 22076-A	Front - wheel brake tube	(a) 1	All	57
MG 2074-B	Rear - wheel brake tube	(a) 1	All except 56, 77	57/58
MK 22076-A	Front - wheel brake tube	1	All	58
PB9M 22076-A	Front - wheel brake tube	1	All	59
39883-S7	Screw-hex. hd. -5/16"-18 x 1/2"-front brake tube fitting assy. to frame	1	a	
40156-S8	Screw-hex. -5/16"-18 x 5/8"-use to attach front fitting to frame	1	a	
2076 FITTING (BRAKE MASTER CYLINDER OUTLET)				
AB 2076-A	Brass - with (1) 3/8" - 24 tapped holes - used with standard brakes on 1957-58 models - used with power brakes on 1958 models	1	All	56/59
B2LY 2076-A	Spauldite - use with power brakes - ⓈLA-2161-A	1	All	56/58

Brakes

GROUP AND PART NUMBER	DESCRIPTION, SIZE, ETC.	NO. REQ'D	MODEL OR ENGINE CUBIC INCH DISPLACEMENT	YEAR 19_____
2078-9 HOSE (BRAKE)				
B4MY 2078-A	Front - 13-27/64" o/all length - ⊕MB-2079-A	1	All	56
B2AZ 2282-B	Rear - wheel brake - ⊕MA-2078-A	1	All except 57C, 63C, 76C	56/58
LD 2078-A	Front - wheel brake	2	All	57/58
MG 2282-A	Rear	2	56, 77	57
		2	57C, 63C, 76C	58
AD 2079-B	Front - wheel brake	2	All	59
B8MY 2282-A	Rear - wheel brake - ⊕4847522, ⊕PB9M-2078-A	1	All	59
2082 BRACKET (FRONT WHEEL BRAKE HOSE)				
MA 2082-A	Front	2	All	56/57
MK 2082-B	R. H. - front	1	All	58
B8MY 2A056-A	L. H. - ⊕MK-22082-A	1	All	58
B9MM 2082-B	R. H.	1	All	59
B9MY 2A056-A	L. H. - ⊕B9MM-22082-A	1	All	59
2091 NUT (PARKING BRAKE EQUALIZER LEVER)				
8A 2091	5/16"-24-lever to front cable assy.	1	All	56/59
2092 COVER (BRAKE ADJUSTING HOLE)				
8A 2092	Front and rear - also serviced in 2-2009 kit	4	All	56/59
2A103 SCREW (BRAKE SHOE ADJUSTING)				
	See basic part number 2041			
2A104 NUT (BRAKE SHOE ADJUSTING SCREW)				
	See basic part number 2047			
2106 RETAINER (REAR PARKING BRAKE LEVER PIN)				
91A 2106		2	All	56/59
2-2121 GASKET (BRAKE MASTER CYLINDER MOUNTING ADAPTOR)				
LA 22121-A		1	All	56
MG 22121-A	Use with power brakes	1	All	57/58
2128 KIT (REAR WHEEL BRAKE CYLINDER REPAIR)				
MJK 2128-A	Consists of the following - (2) MK-2201-A cup (2) 96H-2206 boot	2	All except 58C, 64B	56/58
8L 2128	Consists of the following - (2) 8L-2201 cup (2) 96H-2206 boot	2	All	57
MJK 2128-B	Consists of the following - (2) KC-2201-A cup (2) 96H-2206 boot	2	58C, 64B	58
COMY 2128-A	Kit - consists of the following - (2) COMM-2201-A cup (2) 96H-2206 boot	2	All	59
2135 BRAKE CYLINDER & TUBE SEAT (REAR)				
8A 2135-A	NS-R.H. - serviced in assy. 2261	1	All	56
8A 2136-A	NS-L.H. - serviced in assy. 2262	1	All	56
8L 2135-A	NS-R.H. - serviced in assy. 2261	1	All	57/58
8L 2135-B	NS-L.H. - serviced in assy. 2262	1	All	57/58

Brakes

GROUP AND PART NUMBER	DESCRIPTION, SIZE, ETC.	NO. REQ'D	MODEL OR ENGINE CUBIC INCH DISPLACEMENT	YEAR 19__
2139 SPRING (STRUT TO SHOE)				
B9MM 2A601-A		2	All	56/59
2-2139 SHIELD (BRAKE MASTER CYLINDER HEAT)				
LA 22139-B	Used with booster assy. MC-2005-A	(a) 1	All	56
MG 22139-A	Use with power brakes	(a) 1	All	57
34127-S8	Nut-hex.-No.10-24-heat shield to booster-use with power brakes	1	a	
41999-S8	Screw-hex.hd.tapping-No.8-15 x 3/8"-use with power brakes	1	a	
356746-S	Screw-fillister head-No.10-24 x 3/4"-heat-use with power brakes	1	a	
2-2142 INSULATOR (BRAKE MASTER CYLINDER HEAT SHIELD)				
LA 22142-A	With pear shaped hole - use with power brakes	1	All	56/58
2143 ROD (BRAKE MASTER CYLINDER PUSH)				
AB 2143-C	6-7/32" long	1	All	56
MC 2143-A	Used prior to recirculating ball steering gear	1	All	56
MC 2143-B	Used with recirculating ball steering gear	1	All	56
MG 2143-A	Use with power brakes	(a) 1	All	57/58
B9MM 22145-A	Standard brakes	(a) 1	All	57/59
B9MM 2143-A		1	All	59
34420-S8	Nut-lock-3/8"-24-link rod to brake pedal	1	a	
2145 SPRING & RETAINER (MASTER CYLINDER RETURN)				
8A 2145-A		1	All	56/59
2149 GASKET (FRONT BRAKE LINE CONNECTOR)				
8M 2149	Copper - 25/64" I.D. x 5/8" O.D. x 1/16" thick	3	All	56/59
2A150 BUSHING (BRAKE BOOSTER LOWER)				
B9MM 2A150-A	Power assist	2	All	59
2153 BRACKET (PARKING BRAKE CABLE)				
MC 2153-A	Front - with flange	1	76	56
2154 GASKET (FRONT BRAKE CYLINDER INLET)				
LA 2152-A	Use with power brakes - also serviced in 2-2354 kit	1	All	56/58
91T 2154-A	Copper - 1/2" I.D. x 11/16" O.D. x 1/32" thick - also serviced in 2004 kit - 4 hole mounting 2-2005 kit - use on front wheel cylinder	2	All	56/59
2155 BODY (BRAKE MASTER CYLINDER)				
LA 2155-C	Power brakes	1	All	56
MG 2155-A	Use with power brakes	1	All	57/58
2A157 SPRING (BRAKE BOOSTER CONTROL VALVE RETURN)				
B7MY 2A157-A	⊕MG-22303-A	1	All	57/58
B9MY 2A157-A	⊕B9MM-22303-A	1	All	59

Brakes

GROUP AND PART NUMBER	DESCRIPTION, SIZE, ETC.	NO. REQ'D	MODEL OR ENGINE CUBIC INCH DISPLACEMENT	YEAR 19__
2-2157 FITTING (BRAKE MASTER CYLINDER RESERVOIR)				
LA 22157-A	7/8" - 14 x 15/32" - use with power brakes	1	All	56/59
2A158 PLATE (BRAKE BOOSTER BODY PISTON)				
B3LY 2A158-A	Front - @LA-22395-B	1	All	56
B7MY 2A158-A	Front - @MG-22395-A	1	All	57/58
B9MY 2A158-A	Front - @B9MM-22395-A	1	All	59
2-2158 PLUNGER (BRAKE MASTER CYLINDER)				
LA 22158-A		1	All	56
MG 22158-A	Use with power brakes	1	All	57/58
B9MM 22158-A	Power brakes - power assist	1	All	59
2-2159 RETAINER (BRAKE MASTER CYLINDER PLUNGER SEAL)				
LA 22159-A	1-3/8" O.D. - use with power brakes	1	All	56/58
2-2160 SEAL (BRAKE MASTER CYLINDER PLUNGER)				
LA 22160-A	1-7/16" O.D. - use with power brakes	1	All	56/58
2-2161 WASHER (BRAKE MASTER CYLINDER PLUNGER SEAL BACK)				
LA 22161-A	21/32" I.D. x 1-3/8" O.D. - use with power brakes	(a) 1	All	56/58
352529-S8	Washer-flat-No. 11-.721"/.725" I.D. x 1.378"/1.375" O.D. - used as stop washer between (22162) snap ring and (22161) washer master cylinder plunger seal backing - use with power brakes	1	a	
2162 CAP (BRAKE MASTER CYLINDER FILLER)				
8C 2162-A	1-1/4" - 18 - use with power brakes	1	All	56/59
AB 2162-C	1-5/8" - 18 - 4 hole mounting - standard brakes	1	All	56/59
2-2162 SNAP RING (BRAKE MASTER CYLINDER PLUNGER RETAINING)				
LA 22162-A	Use with power brakes	1	All	56/58
2-2163 GASKET (BRAKE MASTER CYLINDER RESERVOIR COVER)				
LA 22163-A	Neoprene and cork - use with power brakes	1	All	56/58
2-2164 SPRING (BRAKE MASTER CYLINDER COMPENSATING PORT)				
LA 22164-A	NS-Use with power brakes - serviced in 2-2354 kit	1	All	56/59
2-2165 RETAINER (BRAKE MASTER CYLINDER COMPENSATING PORT SPRING)				
LA 22165-A	Use with power brakes	1	All	56/58
2-2166 COVER (BRAKE MASTER CYLINDER RESERVOIR)				
LA 22166-A	Used with booster assy. - MC-2005-A	1	All	56
MC 22166-A	Use with power brakes	(a) 1	All	57/58
41569-S	Screw-No. 10-32 x 1/2"- slotted-cover to master cylinder	6	a	
2167 GASKET (BRAKE MASTER CYLINDER FILLER CAP)				
91A 2167	Fiber - use with power brakes	1	All	56/58
8M 2167	Fiber - also serviced in 2004 kit - 4 hole mounting	1	All	56/59

Brakes

GROUP AND PART NUMBER	DESCRIPTION, SIZE, ETC.	NO. REQ'D	MODEL OR ENGINE CUBIC INCH DISPLACEMENT	YEAR 19__
2-2167 KIT (PISTON PACKING) POWER BRAKES				
MGK 22167-A	Consists of the following - (1) 59T-2348 wick (1) LA-2356-A packing (1) LA-2357-A ring (1) MC-22167-A gasket (1) LD-22356-A diaph. (1) LD-22365-A gasket (1) LD-22381-A hose	1	All	56
59MK 22167-A	Consists of the following - (1) B9MM-2A019-A expander (1) TBAD-2348-A wick (1) B9MM-2356-A packing (1) B9MM-22381-A hose	1	All	59
2169 PISTON (BRAKE MASTER CYLINDER)				
FAA 2169-A	NS-Serviced in 2004 kit - 4 hole mounting	1	All	56/59
2173 CUP (BRAKE MASTER CYLINDER PRIMARY)				
FAA 2173-A	NS-Serviced in 2004 kit	1	All	56/59
2174 SNAP RING (BRAKE MASTER CYLINDER PISTON)				
51A 2174-A	Also serviced in 2004 kit - 4 hole mounting	1	All	56/59
2A176-7 LEVER (BRAKE SHOE ADJUSTING)				
	See basic group number 2-2056-7			
2178 VALVE (BRAKE MASTER CYLINDER OUTLET CHECK)				
AJ 2178-A	NS-Serviced in 2178 kit	1	All	56/58
LE 2178-A	Use with power brakes - also serviced in 2-2354 kit	1	All	56/58
2178 KIT (MASTER CYLINDER VALVE & SEAT)				
B5A 2178-B	Consists of the following - (1) AJ-2178-A valve (1) AJ-22179-A seat	1	All	56/59
2A178 CABLE (BRAKE SHOE ADJUSTING LEVER)				
B8KY 2A178-A	Auto. brake adjuster - @KD-22061-A	4	All	57/59
2-2179 SEAT (BRAKE MASTER CYLINDER OUTLET VALVE)				
AJ 22179-A	NS-Serviced in 2178 kit	1	All	57/59
2A179 GUIDE (BRAKE SHOE ADJUSTING LEVER CABLE)				
B8KY 2A179-A	Auto. brake adjuster - @KD-22066-A	4	All	57/59
2180 BOOT (BRAKE MASTER CYLINDER)				
LD 2180-A	Also serviced in 2-2354 kit	1	All	56
OA 2180	Also serviced in 2004 kit	1	All	56/59
LA 2180-A	Use with power brakes	1	All	57/58
B9MM 2180-A		1	All	59
2183 SPRING (BRAKE MASTER CYLINDER OUTLET VALVE)				
LA 2183-A	15/32" dia. - use with power brake	1	All	56/58
2A185 VALVE (BRAKE BOOSTER CHECK)				
B5MY 2A185-A	Connector - attaches to rear of carburetor - use with MC-2005-C - @MC-22049-A	1	312	56
B6MY 2A185-A	@MG-22049-A	1	All	56/58
B8MY 2A185-A	Power brakes - also serviced in 2-2005 kit - @MK-22049-A	1	All	58/59

Brakes

GROUP AND PART NUMBER	DESCRIPTION, SIZE, ETC.	NO. REQ'D	MODEL OR ENGINE CUBIC INCH DISPLACEMENT	YEAR 19__
2188 PLATE (BRAKE MASTER CYLINDER PISTON STOP)				
LA 2188-A	1-1/8" O.D. x 9/16" I.D. x 1/8" thick	1	All	56/59
2190-1 CYLINDER (FRONT WHEEL BRAKE)				
AD 2190-A	NS-R.H. - serviced in assy. 2061	1	All	56
AD 2191-A	NS-L.H. - serviced in assy. 2062	1	All	56
MG 2190-A	NS-R.H. - serviced in assy. 2061	1	All	57/58
MG 2191-A	NS-L.H. - serviced in assy. 2062	1	All	57/58
2196 PISTON (FRONT WHEEL BRAKE CYLINDER)				
AJ 2196-A		2	All	59
2197-8 PISTON (WHEEL CYLINDER)				
8A 2197-A	Rear brake	4	All	56
96H 2198-A	Front brake - 1-1/8" dia.	4	All	56/58
AJ 2197-A	Rear brake - 15/16" dia.	4	All	57
MK 2197-A	Rear brake - 31/32" dia.	4	All except 58C, 64B	58
B9S 2197-A	Rear	4	58C, 64B	58
B9MM 2197-A	Rear brake - 31/32" diameter	4	All	59
2200 KIT (BRAKE SHOE & LINING) REAR				
MGK 2200-A	Rear - standard - axle set - Consists of the following - (2) MC-2218-C shoe and lining - rear - primary (2) MC-2219-C shoe and lining - rear - secondary	1	All	56
MJK 2200-B	2" wide - .030" oversize - rear - Consists of the following - (2) MK-2218-C shoe and lining - primary (2) MK-2219-C shoe and lining - secondary	1 1	All 58C, 64B	56 58
MJK 2200-A	2" wide - rear Consists of the following - (2) MK-2218-B shoe and lining - primary (2) MK-2219-B shoe and lining - secondary	1	58C, 64B	58
B9MY 2200-A	Standard 2-1/2" Consists of the following - (2) B9MM-2218-B shoe and lining - primary (2) B9MM-2219-B shoe and lining - secondary Front - with 312 C.I.D. engine Rear - 312 and 368 C.I.D. engines Front Rear	AR 1 1 1 1	 57, 58, 63, 64A, 65A, 75A, 76 All 58C, 64B All except 58C, 64A, B	57/58 57 57 58 58
CONTINUED ON NEXT PAGE				

Brakes

GROUP AND PART NUMBER	DESCRIPTION, SIZE, ETC.	NO. REQ'D	MODEL OR ENGINE CUBIC INCH DISPLACEMENT	YEAR 19__
2200 KIT (BRAKE SHOE & LINING) REAR (CONTINUED)				
COMY 2200-C	Standard 2-1/2" Consists of the following - (2) COMM-2218-E shoe and lining - primary (2) COMM-2219-E shoe and lining - secondary	1	All	57/59
COMY 2200-D	2-1/2" - .030" oversize Consists of the following - (2) COMM-2218-F shoe and lining - primary (2) COMM-2219-F shoe and lining - secondary	1	All	59
2201-2 CUP (WHEEL BRAKE CYLINDER PISTON)				
8A 2201	Rear - also serviced in 2128 kit	4	All	56
COMM 2201-A	Rear	4	All	56/59
8L 2201	Rear - also serviced in 2128 kit	4	All	57
KC 2201-A	Rear - also serviced in 2128 kit	4	58C, 64B	58
COMM 2202-A	Front	4	All	58/59
2204-5 SPRING (BRAKE WHEEL CYLINDER PISTON RETURN)				
96H 2204	Rear wheel - 9/16" O.D. x 2-5/16" o/all free length x (11) coils	2	All	56
96H 2205	Front wheel - 11/16" O.D. x 2-1/4" o/all free length x (9-1/2) coils	2	All	56
AOA 2204-A	Rear - ⊕96H-2204-A	2	All	57/59
AOA 2205-A	Front - ⊕96H-2205-A	2	All	57/59
2206 BOOT (BRAKE WHEEL CYLINDER)				
96H 2206	Also serviced in 2128 and 2221 kits	4	All	56/59
2208 SCREW (BRAKE WHEEL CYLINDER BLEEDER)				
8M 2208		4	All	56/59
2211-12 PLATE (WHEEL BRAKE BACKING) REAR				
MC 2212-C	Rear - L. H. (b) R. H. - rear (a) L. H. - rear (a)	1 1 1	All 58C, 64B 58C, 64B	56 58 58
MG 2211-A	Rear - R. H. - with or without auto. brake adjuster (a)	1	All except 58C, 64B	57/58
MG 2212-A	Rear - L. H. (a)	1	All	57
MG 2212-B	Rear - L. H. - use with auto. brake adjuster (a)	1	All	57/58
COMM 2211-B	R. H.	1	All	59
COMM 2212-B	L. H.	1	All	59
20310-S8	Bolt-hex. hd. -5/16"-18 x 1/2"-to attach cylinder to backing plate	4	b	
20409-S7	Bolt-hex. hd. -1-1/8" x 3/8"-24-to spindle front wheel	4	a	
33800-S8	Nut-hex. -3/8"-24-to spindle front wheel	4	a	
34032-S7	Nut-castle-1/2"-20-to spindle-lower	4	b	
34806-S7	Lockwasher-5/16"-to attach cylinder to backing plate	4	b	
34807-S8	Lockwasher-3/8"-eccentric assy. to backing plate	2	b	
72035-S7-8	Cotterpin-1/8" x 1"	4	b	
355635-S7	Bolt-hex. hd. -1/2"-20 x 2-3/4"-to spindle-lower	4	b	
356694-S	Bolt-spec. hd. -3/8"-24 x 1-11/64"-to spindle - upper	4	b	
357629-S7	Lockwasher-3/8"-to spindle-upper	4	b	

Brakes

GROUP AND PART NUMBER	DESCRIPTION, SIZE, ETC.	NO. REQ'D	MODEL OR ENGINE CUBIC INCH DISPLACEMENT	YEAR 19__
2221 KIT (FRONT WHEEL BRAKE CYLINDER REPAIR)				
8M 2221	Consists of the following - (2) 91A-2202 cup (2) 96H-2206-A boot	1	All	56/59
2222 KIT (BRAKE LINING) REAR				
MGK 2222-B	Rear - .030" O/S - axle set - Consists of the following - (2) MC-2284-B lining - rear - primary (2) MC-2285-B lining - rear - secondary (44) 351939-S rivet	1	All	56
MJK 2222-A	2" wide - rear - Consists of the following - (2) MK-2284-C lining - primary (2) MK-2285-C lining - secondary (44) 351939-S or rivets 351940-S	1 1	All 58C, 64B	56 58
MJK 2222-B	2" wide - .030" oversize - rear - Consists of the following - (2) MK-2284-D lining - primary (2) MK-2285-D lining - secondary (44) 351939-S or rivets 351940-S	1 1	All 58C, 64B	56 58
COMY 2222-C	Standard - 2-1/2" Consists of the following - (2) COMM-2284-F lining - primary (2) COMM-2285-E lining - secondary (52) 351939-S or rivet 351940-S	1	All	59
COMY 2222-D	.030" O/S 2-1/2" Consists of the following - (2) COMM-2284-E lining - primary (2) COMM-2285-D lining - secondary (52) 351939-S or rivet 351940-S	1	All	59
2A225 KIT (BRAKE SPRING REPAIR) FRONT & REAR				
B2MY 2A225-A	Consists of the following - ⊕MCK-22009-C (4) B5A-2035-A spring (8) 6H-2066 cup (4) H-2068 spring (4) H-2069-A pin - 52-54 (4) 8A-2069-A pin - 55-56 (2) 8A-2092 plate	1	All	56
B7MY 2A225-A	Consists of the following - ⊕MHK-22009-A (4) B5A-2035-A spring (8) B7A-2066-A cup (8) LA-2069-A pin (4) MG-2069-A pin (2) 8A-2092 cover (4) H-2068 spring	1	All	57/59
2A238 VALVE (BRAKE BOOSTER CONTROL)				
B7MY 2A238-A	⊕MG-22299-A	1	All	57/58

Brakes

GROUP AND PART NUMBER	DESCRIPTION, SIZE, ETC.	NO. REQ'D	MODEL OR ENGINE CUBIC INCH DISPLACEMENT	YEAR 19__
2244 CLIP (BRAKE PIPE TO REAR AXLE)				
8M 2244		3	All	56/59
2248 BOLT (REAR AXLE HOUSING)				
8M 2248	1/2"-20 x 1-1/8" backing plate to rear axle	8	All	56
B7A 2248-A	⊕MG-2248-A	8	All	57/59
2A248 BRACKET (BRAKE BOOSTER MOUNTING)				
B3LY 2A248-A	With pear shaped hole - used with booster assy. MC-2005-A - ⊕LA-22027-B (b)	1	All	56
B7MY 2A248-A	⊕MG-22027-B (a)	1	All	57/58
24387-S7	Bolt-hex. hd. -5/16"-24 x 1"-bracket assy. to brake pedal support	4	b	
355960-S	Nut-grommet-5/16"-24	4	b	
357624-S7	Lockwasher-special-5/16"-bracket to brake support	4	b	
358437-S2	Screw-hex. -washer hd. -attach bracket to dash	4	a	
2-2249 HOSE (BRAKE BOOSTER MANIFOLD)				
FDL 4090-A	72" approximate O/all length	AR	All	56/58
MG 22249-B	NS-Rubber - 11/16" O.D. x 11/32" I.D. x 27" long - used for power brakes - cut from B9MM-2349-A	1	All except 58C, 64B	56/59
MC 22249-C	Rubber - 11/32" I.D. x 11/16" O.D. x 20" long	1	All	57
MG 22350-B	NS-Brake reservoir outlet - cut from LE-22907-A	1	All	57/58
LE 22907-A	44" long	AR	All	57/58
MK 2349-A	NS-3-1/4" long - check valve to booster - cut from MK-22352-A	1	All	58
2-2252 CLAMP (BRAKE RESERVOIR OUTLET HOSE TO BOOSTER)				
AD 22252-A	(1) hose brake reservoir to booster tube and tube brake reservoir to booster (1) hose brake reservoir to booster tube and booster assy. brake	AR	All	56/59
MA 22348-A	NS-Use AD-22252-A	4	All	57/58
2263-4 TUBE (BRAKE)				
MB 2263-B	NS-Front wheel brake R. H. - 32-45/64" formed length - used with booster assy. MC-2005-A - cut from 8C-2269-B	1	All	56
MB 2264-B	Front wheel brake L. H. - 2-11/16" formed length - used with booster assy. MC-2005-A	1	All	56
MC 2263-A	NS-Front R. H. - used with booster assy. MC-2005-C - 42-1/2" approximate O/all length - cut from 8C-2269-B	1	All	56
MC 2264-A	NS-Front L. H. - used with booster assy. MC-2005-C - 42" approximate O/all length - cut from 8C-2269-B	1	All	56
MC 2265-D	NS-Rear brake tube connector to rear hose - used with booster assy. MC-2005-A - 100" approximate O/all length - cut from 8C-2269-B	1	All	56
MC 2267-C	NS-Rear wheel brake R. H. - 36" approximate formed length - cut from 8C-2269-B	1	79	56
MC 2268-C	Rear wheel L. H. - 15" approximate formed length	1	79	56
MC 2267-D	NS-Rear wheel brake R. H. - 44" approximate formed length - cut from 8C-2269-B	1	All except 79	56

CONTINUED ON NEXT PAGE

Brakes

GROUP AND PART NUMBER	DESCRIPTION, SIZE, ETC.	NO. REQ'D	MODEL OR ENGINE CUBIC INCH DISPLACEMENT	YEAR 19__
2263-4 TUBE (BRAKE) CONTINUED				
MC 2268-D	NS-Rear wheel brake L. H. - 9-1/2" approximate formed length - cut from 8C-2269-B	1	All except 79	56
MG 2265-H	NS-Rear brake tube connector to rear hose - used with booster assy. MC-2005-C - (a) 127" approximate O/all length - cut from 8C-2269-B	1	All	56
		1	All except 56,77	57
MG 2263-B	NS-R. H. - front - 42" O/all length - cut from 8C-2269-B (a)	1	All	57
MG 2265-G	NS-Rear brake tube connector to rear hose - 127" approximate O/all length -cut from 8C-2269-B (a)	1	56, 77	57
MG 2267-B	NS-R.H. - rear - 43" approximate O/all length - cut from 8C-2269-B (a)	1	All	57
MG 2268-B	L.H. - rear - 18" approximate O/all length (a)	1	All	57
MG 2263-C	NS-R. H. - front - 48" O/all length - cut from 8C-2269-B (a)	1	All	58
MG 2264-B	L.H. - front - 4-1/2" approximate O/all length (a)	1	All	57/58
MK 2263-B	NS-R. H. - front - 48" O/all length - cut from 8C-2269-B (a)	1	All	58
MK 2264-B	L. H. - front - 11-1/2" approximate O/all length (a)	1	All	58
MK 2265-C	Rear brake tube connector to rear hose - 103" approximate O/all length (a)	1	All except 56,77	58
MK 2265-D	Rear brake tube connector to rear hose - 107-3/4" approximate O/all length (a)	1	56, 77	58
MK 2267-A	NS-R. H. - rear - 44-1/2" approximate O/all length - cut from 8C-2269-B (a)	1	All	58
MK 2268-A	L.H. - rear - 22" approximate O/all length (a)	1	All	58
B9MM 2263-A	R. H. - 3/16" O.D. - steel - 47" long - front wheel brake	1	All	59
B9MM 2264-A	L. H. - 3/16" O.D. - steel - 12-1/2" long - front wheel brake	1	All	59
B9MM 2265-C	3/16" O.D. - steel - 128" long - rear brake tube connector to rear hose	1	All	59
PB9M 2267-A	R. H. - 3/16" O.D. - steel - 49" long - rear wheel brake	1	All except 57C, 63C, 76C	59
PB9M 2268-A	L. H. - 3/16" O.D. - steel - 15-1/4" long - rear wheel brake	1	All except 57C, 63C, 76C	59
PB9M 2267-B	R. H. - 3/16" O.D. - steel - 50" long - rear wheel brake	1	57C, 63C, 76C	59
PB9M 2268-B	L. H. - 3/16" O.D. - steel - 16-1/4" long - rear wheel brake	1	57C, 63C, 76C	59
31527-S8	Screw-hex. washer hd. -No. 14-14 x 1/2"-front brake tube assy. R.H. to crossmember	1	a	
40156-S8	Screw-5/16"-18 x 5/8"-use with 354520-S clip to attach front of rear brake tube to frame	1	a	
87942-S8	Nut-tube-fitting-3/8"-24-rear wheel brake tube assy. R.H. and L.H. to rear brake cylinder Front brake tube assy. to front wheel brake hose assy. R.H. and L.H. Rear brake tube connector to rear hose tube assy. to front wheel brake tube fitting Rear wheel brake tube assy. R.H. and L.H. to rear axle brake line fitting	2	a	
		2	a	
		1	a	
		2	a	
95804-S32	Clip-use to attach rear brake tube to frame	3	a	
354499-S	Fitting rear wheel brake tube assy. R.H. and L.H. and rear brake hose	1	a	
354520-S2	Clip-front-use to attach rear brake tube to frame	1	a	
357855-S100	Nut-connector-7/16"-14-rear brake tube connector to rear hose tube assy. to rear brake hose assy. front wheel brake tube fitting	1	a	

Brakes

GROUP AND PART NUMBER	DESCRIPTION, SIZE, ETC.	NO. REQ'D	MODEL OR ENGINE CUBIC INCH DISPLACEMENT	YEAR 19_____
2269 TUBING (BRAKE & FUEL LINES)				
8C 2269-A	5/16" O. D. x 25 foot roll	(a) AR	All	56/59
8C 2269-B	3/16" O. D. x 25 foot roll	(a) AR	All	56/59
91A 2269	1/4" O. D. x 25 foot roll	(a) AR	All	56/59
B7Q 2269-A	3/8" O. D. x 25 foot roll	(a) AR	All	56/59
97200-S		AR	a	
2276 BOLT (REAR BRAKE CYLINDER CONNECTION)				
8L 2276	1/2" - 20 x 1-1/8" and 1/8" - (27) female thread	1	All	56/59
91T 2276	1/2" - 20 x 1-1/8" - to attach brake master cylinder outlet fitting - use with power brakes	1	All	56/57
2282 HOSE (BRAKE)				
	See basic part number 2078			
2289 CLEVIS (PARKING BRAKE CABLE EQUALIZER)				
MK 2289-A		1	All	57/59
2-2294 COVER (BRAKE MASTER CYLINDER PLUNGER)				
MG 22294-A	Use with power brakes - also serviced in 2-2354 kit	1	All	57/59
2-2295 WASHER (BRAKE BOOSTER PLUNGER REACTION SPRING)				
MG 22295-A		1	All	57/58
2-2296 DIAPHRAGM (BRAKE BOOSTER VACUUM POPPET COMPENSATOR)				
MG 22296-A	Also serviced in 2-2344 kit	1	All	57/58
B9MM 22296-A	Also serviced in 2-2354 kit	1	All	59
2-2297 RETAINER (BRAKE BOOSTER DIAPHRAGM POPPET)				
MG 22297-A		1	All	57/59
2-2298 BUMPER (BRAKE BOOSTER CONTROL VALVE)				
MG 22298-A		1	All	57/58
2-2300 BUMPER (BRAKE BOOSTER MASTER CYLINDER PLUNGER)				
MG 22300-A		1	All	57/58
B9MM 22300-A	Also serviced in 2-2354 kit	1	All	59
2-2301 POPPET (BRAKE BOOSTER DIAPHRAGM)				
MG 22301-A		1	All	57/58
B9MM 22301-A	Also serviced in 2-2354 kit	1	All	59
2302 COVER (TRANSMISSION CONTROL SELECTOR PUSH BUTTON OPENING)				
FEK 2302-BP	In prime - used with ECZ engine when A/T is not installed	1	All except 65, 75	57

Brakes

GROUP AND PART NUMBER	DESCRIPTION, SIZE, ETC.	NO. REQ'D	MODEL OR ENGINE CUBIC INCH DISPLACEMENT	YEAR 19_____
2-2302 SPRING (BRAKE BOOSTER MASTER CYLINDER COUNTER REACTION)				
MG 22302-A		1	All	57/58
2-2304 PLATE (BRAKE BOOSTER DIAPHRAGM)				
MG 22304-A		1	All	57/58
2-2306 RETAINER (BRAKE BOOSTER DIAPHRAGM)				
MG 22306-A		1	All	57
2-2327 RETAINER (BRAKE BOOSTER BODY PISTON RETURN SPRING)				
LA 22327-A	3-1/8" O.D.	1	All	56
MG 22327-A		1	All	57/58
2-2343 CLIP (INTAKE MANIFOLD TO BRAKE BOOSTER TUBE)				
MC 22343-A	NS-Procure locally - serviced in 2-2005 kit	1	All	56
2344 CLAMP (BRAKE BOOSTER HOSE)				
B5A 2344-A	⊕AF-33505-A	AR	All	57/58
2344 CLAMP (FUEL TANK VENT PIPE HOSE)				
B5A 2344-A	Self compressing spring wire - ⊕AF-33505-A attaches fuel tube hoses to fuel tubes attaches hose to vent tube attaches hose to fuel tank	AR	All	56/58
2344 CLAMP (POWER STEERING RETURN LINE)				
97200-S8	Use with power brakes & power steering	AR	All	56/58
2-2344 VALVE (BRAKE BOOSTER VACUUM POPPET)				
LD 22344-A	Vacuum	1	All	56
2-2344 KIT (POPPET REPLACEMENT)				
MGK 22344-A	Consists of the following - (1) MC-22167-A seal (2) LD-22438-A ring (1) LD-22344-A assy. (1) LD-22440-A diaph. (1) LD-22346-A assy. (1) LD-22442-A spring (1) LD-22365-A gasket (1) 358796-S ring (1) MC-22365-A gasket(1) 358797-S ring	1	All	56
MHK 22344-A	Consists of the following - (1) MG-22296-A diaph. (1) MG-22298-A bumper (1) MG-22300-A bumper (1) MG-22301-A poppet (1) 370188-S washer	1	All	57/58
2-2346 VALVE (BRAKE BOOSTER ATMOSPHERIC POPPET)				
LD 22346-A	Atmospheric	1	All	56

Brakes

GROUP AND PART NUMBER	DESCRIPTION, SIZE, ETC.	NO. REQ'D	MODEL OR ENGINE CUBIC INCH DISPLACEMENT	YEAR 19__
2348 FELT (BRAKE BOOSTER EXPANDER RING)				
59T 2348	NS-Serviced in 2-2356 kit	1	All	56
MG 2348-A	NS-Serviced in 2-2356 kit	1	All	57/58
TBAD 2348-A	NS-Serviced in 2-2167 kit	1	All	59
2349 HOSE (BRAKE CHECK VALVE TO BRAKE BOOSTER)				
B9MM 2349-A	25' roll 11/16" O.D. x 11/32" I.D.	1	All	59
2-2349 TUBE (INTAKE MANIFOLD TO BRAKE BOOSTER)				
MC 22349-A		1	All	56
MJ 22349-B	Use with 368 C.I.D. engine only	1	All	57
2-2352 HOSE (BRAKE RESERVOIR OUTLET & POWER LUBRICATOR)				
PB9M 22352-A	NS-Power brakes with 312 C.I.D. engine 11/32" I.D. x 11/16" O.D. x 36-1/4" long - cut from B9MM-2349-A	1	All	59
2-2354 KIT (GASKET & SEAL REPAIR) POWER BRAKES				
MGK 22354-A	Use with MC-2005-C Consists of the following - (1) LA-2152-A seal (1) LA-22163-A gasket (1) 91A-2167 gasket (1) LA-22164-A spring (1) LE-2178-A chk. valve (1) LA-22165-A ret. (1) LA-2180-A guard (1) LA-22354-A seal (1) LA-2384-A seal (1) LD-22360-A stop (1) 59T-2437-A seal (1) MC-22377-A gasket (1) LA-2440-A washer (1) MC-22378-A gasket (1) TFAF-2493-A seal (1) MC-22379-A gasket (1) LA-22160-A cup (1) MC-22383-A washer (1) LA-22161-A washer (2) LA-22384-A gasket (1) LA-22162-A ring (1) LD-22411-A seal (1) LD-22493-A gasket	1	All	56
MGK 22354-B	Use with MC-2005-A Consists of the following - (1) LA-2152-A seal (1) LA-22165-A ret. (1) 91A-2167-A gasket (1) LA-22354-A stem (1) LE-2178-A chk. valve (1) LD-22360-A wshr. (1) LD-2180-A boot (1) LA-22372-A ball (1) LA-2384-A seal (1) LA-22376-A gasket (1) 59T-2437-A seal (1) LA-22377-A gasket (1) LA-2440-A washer (1) MC-22378-A washer (1) TFAF-2493-A seal (1) LA-22379-A gasket (1) LA-22160-A cup (1) MC-22383-A wshr. (1) LA-22161-A washer (1) LA-22384-A gasket (1) LA-22162-A ring (1) LD-22411-A seal (1) LA-22163-A gasket (1) LD-22493-A gasket (1) LA-22164-A spring	1	All	56
CONTINUED ON NEXT PAGE				

Brakes

GROUP AND PART NUMBER	DESCRIPTION, SIZE, ETC.	NO. REQ'D	MODEL OR ENGINE CUBIC INCH DISPLACEMENT	YEAR 19__
2-2354 KIT (GASKET & SEAL REPAIR) POWER BRAKES (CONTINUED)				
MHK 22354-B	Consists of the following - (1) LA-2152-A gasket (1) 91A-2167 gasket (1) LE-2178-A valve (1) MC-22378-A gasket (1) LA-2384-A seal (1) LA-22163-A gasket (1) 59T-2437-A seal (1) LD-22493-A gasket (1) TFAF-2493-A gasket (1) MG-22294-A cover (1) LA-22160-A seal (1) MG-22411-A seal (1) LA-22161-A washer (1) MG-22384-A gasket (1) LA-22164-A spring (1) 370189-S "o" ring (1) LA-22165-A retainer (1) 370187-S92 "o" ring (1) LA-22354-A stem (1) MC-22377-A gasket (1) MC-22379-A gasket (1) LA-2180-A boot	1	All	57/58
59MK 22354-A	Consists of the following - (1) B9MM-2180-A boot (1) B9MM-22296-A diaphragm (1) B9MM-22300-A bumper (1) B9MM-22301-A poppet (1) B9MM-22411-A seal (1) B9MM-22501-A filter	1	All	59
2-2354 STEM (BRAKE MASTER CYLINDER COMPENSATING PORT VALVE)				
LA 22354-A	Use with power brakes	1	All	56/58
2356 PACKING (BRAKE BOOSTER BODY PISTON)				
MC 2356-A	NS-Used with booster MC-2005-C - serviced in 2-2356 kit	1	All	56/58
2-2356 DIAPHRAGM PLATES & STOP				
MC 22356	NS-Used with booster assy. MC-2005-C - serviced in 2-2356 kit	1	All	56
2-2356 KIT (PISTON PACKING)				
MGK 22356-A	Use with MC-2005-C Consists of the following - (1) 59T-2348 piston (1) MC-2356-A packing (1) MC-2357-A ring (1) MC-22167-A seal (1) MC-22356-A diaph. (1) MC-22365-A gasket (1) LD-22381-A hose	1	All	56
MHK 22356-A	Consists of the following - (1) MG-2348-A wick (1) MC-2356-A packing (1) MG-2357-A ring (1) MG-22381-A hose	1	All	57/58
2357 RING (BRAKE BOOSTER BODY PISTON PACKING)				
LA 2357-A	NS-Used with booster assy. MC-2005-A - serviced in 2-2167 kit	1	All	56
MC 2357-A	NS-Used with booster assy. MC-2005-C - serviced in 2-2167 kit	1	All	56
MG 2357-A	NS-Serviced in 2-2356 kit	1	All	57/58

Brakes

GROUP AND PART NUMBER	DESCRIPTION, SIZE, ETC.	NO. REQ'D	MODEL OR ENGINE CUBIC INCH DISPLACEMENT	YEAR 19__
2-2358 SPRING (BRAKE BOOSTER BODY PISTON REACTION)				
LE 22358-A		1	All	56
2-2360 INSULATOR (BRAKE BOOSTER BODY PISTON)				
LD 22360-A	Also serviced in 2-2354 kit	1	All	56
2361 SPRING (BRAKE BOOSTER BODY PISTON RETURN)				
LA 2361-A	4-1/4" dia. at large end	1	All	56/58
MG 2361-A		1	All	57/58
B9MM 2361-A		1	All	59
2-2365 GASKET (BRAKE BOOSTER BODY DIAPHRAGM)				
LD 22365-A	NS-Used with booster assy. MC-2005-A - serviced in 2-2356 kit	1	All	56
MC 22365-A	NS-Used with booster assy. MC-2005-C - serviced in 2-2356 kit	1	All	56
2366 BODY (BRAKE BOOSTER)				
LA 2366-A	Used with booster assy. MC-2005-A	1	All	56
MC 2366-A	Used with booster assy. MC-2005-C	1	All	56
MG 2366-A		1	All	57/58
B9MM 2366-A		1	All	59
2-2368 BODY (BRAKE BOOSTER CHECK VALVE)				
LD 22368-A	Used prior to recirculating ball steering gear	1	All	56
MC 22368-A	Used with recirculating ball steering gear	1	All	56
MG 22368-A		1	All	57/58
2-2370 COVER (BRAKE BOOSTER CHECK VALVE)				
LA 22370-A		1	All	56
2-2371 SPRING (BRAKE BOOSTER CHECK VALVE)				
LA 22371-A		1	All	56
2-2372 BALL (BRAKE BOOSTER CHECK VALVE)				
LA 22372-B		1	All	56
2-2376 GASKET (BRAKE BOOSTER CHECK VALVE)				
LA 22376-A	49/64" I.D. x 29/32" O.D.	1	All	56
2-2377 GASKET (BRAKE BOOSTER CHECK VALVE TO HOSE TUBE BRACE)				
LA 22377-A	(1) 17/32" dia. hole - used prior to recirculating ball steering gear	1	All	56
MC 22377-A		1	All	56/58
2-2378 GASKET (BRAKE BOOSTER AIR CLEANER SCREW)				
MC 22378-A		1	All	56/58
2-2379 GASKET (BRAKE BOOSTER BODY END PLATE)				
LA 22379-A	Used prior to recirculating ball steering gear	1	All	56
MC 22379-A		1	All	56/58

Brakes

GROUP AND PART NUMBER	DESCRIPTION, SIZE, ETC.	NO. REQ'D	MODEL OR ENGINE CUBIC INCH DISPLACEMENT	YEAR 19__
2-2380 PLATE (BRAKE BOOSTER BODY END)				
MC 22380-A	Used prior to recirculating ball steering gear	1	All	56
LF 22380-A		1	All	56/58
B9MM 22380-A		1	All	59
2-2381 HOSE (BRAKE BOOSTER CHECK VALVE TUBE TO BODY PISTON)				
LD 22381-A	NS-Serviced in 2-2167 kit	1	All	56
MG 22381-A	NS-Serviced in 2-2356 kit	1	All	57/58
2-2382 COVER (BRAKE BOOSTER AIR CLEANER)				
LD 22382-A		1	All	56
LF 22382-A		1	All	57/58
2-2383 WASHER (BRAKE MASTER CYLINDER BOOT)				
MC 22383-A	Replacement of LA-22383-A by MC-22383-A is possible by making installation at second convolute of LA-2180-A boot	1	All	56/58
2384 SEAL (BRAKE BOOSTER PUSH ROD)				
LA 2384-A	21/32" I.D. x 1-3/8" O.D. - use with power brakes	1	All	56/58
2-2384 GASKET (BRAKE BOOSTER AIR CLEANER)				
LA 22384-A	3-3/8" long	2	All	56
LF 22384-A		1	All	57/58
2388 BEARING (BRAKE MASTER CYLINDER PUSH ROD END)				
LA 2388-A	Power brakes - 1-1/4" full thread	1	All	56
2-2393 TUBE (BRAKE BOOSTER BODY PISTON TO HOSE)				
LD 22393-A		1	All	56/59
2394 RETAINER (BRAKE BOOSTER BODY PISTON PACKING)				
LD 2394-A	Used with booster assy. MC-2005-A	1	All	56
MC 2394-A	Used with booster assy. MC-2005-C	1	All	56
2395 PISTON PLATE (BRAKE BOOSTER BODY PISTON) REAR				
LD 2395-A	Used with booster assy. MC-2005-A	1	All	56
MC 2395-A	Used with booster assy. MC-2005-C	1	All	56
B9MM 2395-C		1	All	59
2395 VALVE PLUNGER (BRAKE BOOSTER BODY PISTON)				
B9MM 2395-B		1	All	59
2-2396 CONNECTOR (BRAKE BOOSTER MANIFOLD HOSE TO MANIFOLD)				
MC 22396-B	Used with booster assy. MC-2005-A (b)	1	All	56
MC 22396-C	Used with booster assy. MC-2005-C (b)	1	All	56
LD 22396-A	Use with 368 C.I.D. engine and auto. trans. (a)	1	All	57
MG 22396-A	Use with 312 C.I.D. engine with std. trans. (a)	1	All	57
MG 22396-B	Use with auto. trans. with 312 C.I.D. engine (a)	1	All	57
MK 22396-A	Used with power brakes	1	All	58/59
354964-S	Standard brakes	1	b	
370147-S	Use with standard brakes	1	a	

Brakes

GROUP AND PART NUMBER	DESCRIPTION, SIZE, ETC.	NO. REQ'D	MODEL OR ENGINE CUBIC INCH DISPLACEMENT	YEAR 19__
2-2401 PLATE (BRAKE BOOSTER BODY PISTON)				
MG 22401-A	Rear	1	All	57/58
2-2411 SEAL (BRAKE BOOSTER PUSH ROD TO PISTON)				
LD 22411-A		1	All	56
MG 22411-A		1	All	57/58
B9MM 22411-A	Also serviced in 2-2354 kit	1	All	59
2-2412 ARM (BRAKE BOOSTER POPPET PIVOT)				
LD 22412-A		1	All	56
2-2413 BASE (BRAKE BOOSTER VACUUM POPPET PIVOT ARM)				
LD 22413-A		1	All	56
2-2422 SEAL ("O" RING)				
AD 22422-A	NS-use with crankshaft P/S - serviced in 3316 kit only	2	All	59
2429 RETAINER (BRAKE BOOSTER)				
LD 2429-A	Used with booster assy. MC-2005-A	1	All	56
MC 2429-A	Used with booster assy. MC-2005-C	1	All	56
MG 2429-A		1	All	57/58
B9MM 2429-A		1	All	59
2437 SEAL (BRAKE BOOSTER SLAVE CYLINDER END BODY)				
59T 2437	Use with power brakes	1	All	56/58
2-2437 STEM (BRAKE BOOSTER VACUUM POPPET COMPENSATOR)				
LD 22437-A		1	All	56
2-2438 RETAINER (BRAKE BOOSTER VACUUM POPPET VALVE)				
LD 22438-A		1	All	56
2-2439 PLATE (BRAKE BOOSTER VACUUM POPPET DIAPHRAGM BACKING)				
LD 22439-A		1	All	56
2440 COLLAR (BRAKE BOOSTER PUSH ROD)				
LA 2440-A		1	All	56/58
2-2440 DIAPHRAGM (BRAKE BOOSTER VACUUM POPPET COMPENSATOR)				
LD 22440-A		1	All	56
2-2441 SPRING (BRAKE BOOSTER VACUUM VALVE POPPET RETURN)				
LD 22441-A		1	All	56
MG 22441-A		1	All	57/58
B9MM 22441-A		1	All	59
2-2442 SPRING (BRAKE BOOSTER ATMOSPHERIC VALVE HOLD DOWN)				
LD 22442-A		1	All	56

Brakes

GROUP AND PART NUMBER	DESCRIPTION, SIZE, ETC.	NO. REQ'D	MODEL OR ENGINE CUBIC INCH DISPLACEMENT	YEAR 19__
2454 PAD (BRAKE PEDAL)				
MA 2454-H	Used with Merc-O-Matic	(b) 1	All	56
MA 2457-C	Rubber (1) for brake pedal and clutch pedal	(b) 2	All	56
MG 2454-D	Use with automatic transmission	(a) 1	All	57/58
MK 2454-A	Use with automatic transmission and power brakes	(a) 1	All	57/58
MG 2457-A	Rubber (1) for brake pedal and clutch pedal - used with standard and O/drive trans. (1) for parking brake pedal	(a) 3	All	57/58
PB9M 2454-A	Use for standard brakes with A/T	1	All	59
PB9M 2454-B	Use with A/T and power brakes	1	All	59
B9M 2457-A	Rubber (1) for brake pedal and clutch pedal - used with S/T (1) for parking brake pedal	3	All	59
20427-S8	Bolt-hex. hd. -5/16"-24 x 1-1/8"-brake pedal pad plate to brake pedal assy.	1	a	
24427-S7	Bolt-hex. hd. -5/16"-24 x 1-1/4"-pad plate to pedal assy.	1	b	
33798-S8	Nut-hex. -5/16"-24-brake pedal pad plate to brake pedal assy.	1	a	
34443-S8	Nut-hex. light lock-5/16"-24-brake pedal pad to brake pedal	1	b	
34781-S7	Washer-lock spring-5/16"-plate assy. to pedal assy.	1	a	
2455 PEDAL (BRAKE)				
MC 2455-A	Prior to 1-3-56	(a) 1	All	56
MC 2455-D	Use with standard brakes after 1-3-56	(a) 1	All	56
MC 2455-E	Use with power brakes after 1-3-56	(a) 1	All	56
MG 2455-A	☆ 1958 - use on models 58C, 64B	1	All☆	57/58
MG 2455-B	Use with power brakes	1	All	57/58
MK 2455-A		1	All except 58C, 64B	58
B9M 2455-A	A/T	1	All	59
B9MM 2455-B	S/T	1	All	59
24427-S7	Bolt-hex. hd. -5/16"-24 x 1-1/4"-pad plate to pedal assy.	1	a	
34443-S8	Locknut-hex. -5/16"-24-pad plate to pedal assy.	1	a	
2-2455 PLATE (BRAKE PEDAL PAD)				
MA 22455-N		1	All	56
MG 22455-C	Use with standard and O/drive trans.	(a) 1	All	57/58
20427-S8	Bolt-hex. hd. -5/16"-24 x 1-1/8"-brake pedal pad plate to brake pedal assy.	1	a	
33798-S8	Nut-5/16"-24-brake pedal pad plate to brake pedal assy.	1	a	
34781-S7	Washer-lock spring-5/16"-plate assy. to pedal assy.	1	a	
34783-S7	Washer-spring lock-7/16"-clutch and brake pedal shaft to pedal support assy.	1	a	

Brakes

GROUP AND PART NUMBER	DESCRIPTION, SIZE, ETC.	NO. REQ'D	MODEL OR ENGINE CUBIC INCH DISPLACEMENT	YEAR 19__
2461 BUSHING (BRAKE PEDAL HUB)				
LE 2461-A	Nylon - 1-1/16" O.D. x 59/64" long - use with power brakes	2	All	56/58
AB 2461-B	Nylon - 11/16" O.D. x 1-59/64" long - use with standard and power brakes	1	All	56/59
2462 BOLT (MASTER CYLINDER LINK ROD ECCENTRIC)				
AB 2462-A	3/8" - 24 x 1-3/16" long	1	All	56/59
2466 LINK (BRAKE PEDAL LEVER TO MASTER CYLINDER OPERATING LEVER)				
LE 2466-A	Use with booster assy. MC-2005-A (a, b)	2	All	56
MC 2466-A	Use with booster assy. MC-2005-C (a, b)	1	All	56
MG 2466-A	Use with power brakes (a)	2	All	57/58
33798-S8	Nut-hex. -5/16"-24	4	b	
72035-S7	Pin-cotter-1/8" x 1"-brake pedal lever to master cylinder lever assy. - use with power brakes	1	a	
352602-S7-8	Pin-clevis-3/8" x 1-1/16"-lever shaft to lever	1	b	
354419-S	Pin-clevis-3/8" x 1-1/16"-brake pedal lever - use with power brakes (1) brake master cylinder operating lever assy. (1) brake pedal lever to master cylinder operating lever to brake pedal assy.	2	a	
356363-S7	Washer-spring-3/8" I.D. x 9/16" O.D. lever line to master cylinder - use with power brakes	1	a	
2-2470 REINFORCEMENT (BRAKE PEDAL SUPPORT BRACKET)				
MG 22470-A	Use with standard and O/drive trans.	1	All	57/58
2472 SPRING (BRAKE PEDAL RETRACTING)				
AB 2472-D		1	All	56/59
2-2472 BRACKET (BRAKE PEDAL BUMPER)				
B9M 22472-A	Standard brakes	1	All	59
2474 BUSHING (BRAKE MASTER CYLINDER PUSH ROD)				
B2A 2474-A	Nylon - @AB-22473-A	2	All	56/59
2478 SHAFT (BRAKE PEDAL)				
MC 2478-A	Used with automatic transmission and power brakes (a)	1	All	56/59
34671-S8	Nut-hex. -7/16"-20	1	a	
34783-S7	Lockwasher-spring-7/16"-brake pedal shaft to pedal support assy.	1	a	
2481 INSULATOR (BRAKE PEDAL HUB SPRING)				
B5A 2481-A	Nylon - @AF-22482-A	1	All	56/59
2482 SHAFT (BRAKE MASTER CYLINDER OPERATING LEVER)				
LE 2482-A	Use with power brakes - also serviced in 2-2005 kit (a)	1	All	56/59
351022-S2	Locknut-hex. -3/8"-24-operating lever shaft to operating lever bracket-use with power brakes	1	a	

Brakes

GROUP AND PART NUMBER	DESCRIPTION, SIZE, ETC.	NO. REQ'D	MODEL OR ENGINE CUBIC INCH DISPLACEMENT	YEAR 19_____
2493 GASKET (BRAKE BOOSTER END PLATE)				
B9MM 2493-A	Also serviced in 2-2354 kit	1	All	56/59
2-2493 GASKET (BRAKE BOOSTER BODY TO MASTER CYLINDER)				
LD 22493-A	Triangle shaped with (3) 11/32" dia. holes - use with power brakes	1	All	56/58
2-2501 HAIR (FUEL PUMP BODY CURLED)				
MG 22501-A	Also used with power brake booster air cleaner	AR	All	56/58
B9MM 22501-A	Brake booster filter	1	All	59
2505 CLIP (PARKING BRAKE CABLE REAR)				
8A 2505	1-59/64" long	1	All	56
2514 LEVER (BRAKE MASTER CYLINDER OPERATING)				
MG 2514-A	Use with power brakes - also serviced in 2-2005 kit (a)	1	All	57/59
359588-S8	Nut-hex. lock-5/16"-24-brake master cylinder operating lever to brake booster assy. -use with power brakes	1	a	
359589-S8	Bolt-hex. shoulder-5/16"-24-brake master cylinder operating lever to brake booster assy. - use with power brakes	1	a	
2-2515 BUSHING (BRAKE MASTER CYLINDER OPERATING LEVER)				
LA 22515-A	Nylon - 1/2" I.D. x 9/16" O.D. - use with power brakes	2	All	56/58
2-2519 BRACKET (BRACE MASTER CYLINDER OPERATING LEVER)				
MG 22519-C	Use with power brakes (a)	1	All	57/58
20311-S8	Bolt-hex. hd. -5/16"-24 x 1/2"-master cylinder operating lever bracket R.H. and L.H. to brake pedal support - use with power brakes	4	a	
20347-S8	Bolt-hex. hd. -5/16"-24 x 3/4"-bracket to brake support	4	a	
34781-S	Lockwasher-spring-5/16"-master cylinder operating lever bracket R.H. and L.H. to brake pedal support - use with power brakes	4	a	
2-2521 BUSHING (BRAKE PEDAL LEVER)				
LA 22521-A	3/8" I.D. x 7/16" long - use with power brakes	4	All	56/58
2528 CLIP (BRAKE PUSH ROD TO OPERATING LEVER)				
MC 2528-B		1	All	56/58
2530-1 BRACKET (PARKING BRAKE CABLE REAR)				
MC 2530-A	R.H.	1	All	56
MC 2531-A	L.H.	1	All	56
MG 2530-B		2	76	57

Brakes

GROUP AND PART NUMBER	DESCRIPTION, SIZE, ETC.	NO. REQ'D	MODEL OR ENGINE CUBIC INCH DISPLACEMENT	YEAR 19_____
2-2546 "O" RING (AIR CONDITIONER HOSE COUPLING)				
22546-17	Union and adaptor - large 1" O.D. round - Also serviced in HJK-14937-A kit and HJK-14937-B kit	AR	All	58/59
22546-12	Small - 5/8" O.D. - round - also serviced in HJK-14937-C kit	4	All	59
2596 CLAMP (PARKING BRAKE CABLE)				
B9MM 2596-B		1	All	59
2-2599 RELEASE (PARKING BRAKE)				
FEK 22599-C	Use with standard and O/drive trans.	(a) 1	All	57
FEW 22599-B	Use with standard and O/drive trans.	1	All	58
370811-S8	Bolt-hex. -1/4"-28 x 1/4"-shoulder to attach release lever to parking brake control mounting bracket-alternate with 370812-S in selective fit only	1	a	
2A601 SPRING (PARKING BRAKE LINK)				
	See basic group number 2139			
2A602 EQUALIZER (PARKING BRAKE CABLE)				
B8MY 2A602-A	⊕MK-2119-A	(a) 1	All	58/59
34443-S8	Nut-hex. lock-5/16"-24-parking brake cable and rod-parking brake to cable assy.	1	a	
2-2602 SLIDE (PARKING BRAKE RELEASE)				
FEW 22602-B	Use with standard and O/drive trans.	1	All	58
FEW 22602-C	Use with automatic trans.	1	All	58
2-2603 TRUNNION (PARKING BRAKE RELEASE)				
FEK 22603-A		1	All	57
PB9M 22603-A	NS-Serviced in 2780 assy. only	1	All	59
2A605 LEVER (PARKING BRAKE EQUALIZER)				
B5MY 2A605-B	With 21/64" hole - 3/4" from end of lever - ⊕MC-2532-A	1	76	56
B6MY 2A605-A	⊕MC-2532-B	1	All except 76	56
B7MY 2A605-B	With 19/64" hole - ⊕MG-2532-B	(a) 1	All	57
B7MY 2A605-A	With 5/16" hole - ⊕MG-2532-C	1	All	57
B8MY 2A605-A	⊕MK-2532-A	1	58C, 64B	58
B9MY 2A605-A	⊕4846839, ⊕PB9M-2532-A	1	All except 58C, 64B	58
73896-S8	Pin-clevis-5/16" x 15/16"-parking brake and equalizer lever to parking brake equalizer bracket	1	a	
352358-S	Pin-self locking-parking brake equalizer lever to parking brake equalizer bracket	1	a	
2-2607-8 ROD (PARKING BRAKE RELEASE)				
FEK 22607-A	Use with standard and O/drive models	1	All	57
FEK 22607-C	Use with automatic trans.	1	All except 65, 75	57
FEW 22607-A	Use with standard and O/drive trans.	1	All	58
FEW 22608-B	Use with automatic trans.	1	All	58
2-2609 SPRING (PARKING BRAKE RELEASE SLIDE)				
FEK 22609-C	Use with automatic trans.	1	All	57
FEW 22609-B	Use with standard and O/drive trans.	1	All	57/58
FEW 22609-C	Use with automatic trans.	1	All	58
FEW 22609-A	Used with standard trans.	1	All	59

Brakes

GROUP AND PART NUMBER	DESCRIPTION, SIZE, ETC.	NO. REQ'D	MODEL OR ENGINE CUBIC INCH DISPLACEMENT	YEAR 19__
2-2611 BUTTON (PARKING BRAKE RELEASE)				
FEK 22611-D	Use with automatic trans.	1	All	57
FEW 22611-B	Use with standard and O/drive trans.	1	All	58
FEW 22611-C	Use with automatic trans.	1	All	58
2-2614 CONNECTOR (PARKING BRAKE CABLE)				
AJ 22614-A		2	76	57
2628 ROD (PARKING BRAKE EQUALIZER)				
B7A 2628-B	⊕AJ-2628-D	1	All	56
PB9M 2628-A	Also use MK-2289-A	1	All	57/59
2631 BRACKET (PARKING BRAKE EQUALIZER)				
B5A 2631-A	⊕MC-2631-A	1	76	56
MG 2631-B		1	All	57
MK 2631-A		1	All	58
B9M 2631-A		1	All except 76	59
PB9M 2631-A		1	76 A, C	59
2A635 CABLE & CONDUIT (PARKING BRAKE REAR)				
B6MY 2A635-A	156-1/2" approximate developed length - ⊕MC-2275-C	1	79	56
B6MY 2A635-B	159-1/2" approximate developed length - ⊕MC-2275-D	1	All except 76, 79	56
B6MY 2A635-C	137-1/2" approximate developed length - ⊕MC-2275-E	1	76	56
B7MY 2A635-A	Cable and conduit - ⊕MG-2275-D	(b) 2	76	57
B7MY 2A635-B	⊕MG-2275-F	(a) 1	All except 76	57
B8MY 2A635-A	Less equalizer - ⊕MH-2275-C	2	57C, 63C, 76C	58
B8MY 2A635-B	Less equalizer - ⊕MK-2275-B	2	All except 57C, 58C, 63C, 64B, 76C	58
B8MY 2A635-C	⊕MK-2275-C	1	58C, 64B	58
B9MY 2A635-A	91-1/4" long - ⊕B9MM-2275-B	2	57C, 63C, 76C	59
COMM 2A635-A	89"	2	All except 57C, 63C, 76C	59
40156-S8	Screw-tapping-5/16"-18 x 5/8"-cable and equalizer assy. parking brake rear to hanger rear spring front R.H. and L.H. Cable and equalizer assy. parking brake to frame assy.	4	a	
		4	b	
2A637-8 LEVER (PARKING BRAKE OPERATING)				
B7MY 2A637-A	R. H. - use with auto. brake adjuster - ⊕KD-2103-A	(a) 1	All	57/59
B7MY 2A638-A	L. H. - use with auto. brake adjuster - ⊕KD-2104-A	(a) 1	All	57/59
351467-S	Washer-spring-3/8" I.D. x 25/32"	2	a	
2A642 LINK (PARKING BRAKE)				
COLL 2A642-A		2	All	56/59
2A690 TRUNNION (PARKING BRAKE EQUALIZER)				
B8MY 2A690-A	⊕MK-22629-A	1	All	58/59
2A691 LINK (PARKING BRAKE CABLE CONNECTING)				
B7MY 2A691-A	⊕MG-22861-B	1	All	57/58
2A697 GUIDE (PARKING BRAKE CABLE)				
B9MY 2A697-A		1	All except 76	59

Brakes

GROUP AND PART NUMBER	DESCRIPTION, SIZE, ETC.	NO. REQ'D	MODEL OR ENGINE CUBIC INCH DISPLACEMENT	YEAR 19____
2768 EQUALIZER ASSEMBLY (PARKING BRAKE)				
MG 2768-B	Includes equalizer rod and cable	(a) 1	76	57
33923-S7	Nut-hex. hd. -5/16"-parking brake and rod parking brake to cable assy.	1	a	
2780 CONTROL (PARKING BRAKE)				
MC 2780-A		(a) 1	All	56
MG 2780-C		(a) 1	All	57/58
B9MM 2780-C		(b) 1	All	59
20346-S8	Bolt-hex. hd. -5/16"-18 x 3/4"-control assy. parking brake to dash	5	a	
20347-S8	Bolt-hex. hd. -5/16"-24 x 3/4"-control assy. parking brake to dash	4	b	
34781-S7	Lockwasher-spring-5/16"-control assy. parking brake to dash	4	b	
34806-S7	Lockwasher-spring-5/16"-control assy. parking brake to dash	5	a	
2786 RETAINER (RATCHET BAR LOCKING SPRING)				
OM 2786		1	All	56
2788 SPRING (RATCHET BAR LOCKING OUTER)				
OM 2788		1	All	56
2-2791 PAD (PARKING BRAKE PEDAL)				
KD 22791-A	2" x 2" - used in early production	1	All	57/58
PB9M 22791-A	Rubber - use with parking brake control only	1	All	59
2-2794 SPRING (PARKING BRAKE EQUALIZER LEVER RETRACTING)				
MC 22794-A		1	All	56
MG 22794-B		1	All	57
MK 22794-A		1	All	58/59
2804 PULLEY (PARKING BRAKE CABLE)				
OM 2804		1	All	56
2814 CLIP (PARKING BRAKE CABLE SPRING LOCK)				
78 2814-A	(1) attach front brake hose to front brake hose bracket (1) attach rear brake hose to frame (1) attach handbrake cable spring lock	3	All	56/57
MC 2814-A	Cable and conduit assy. parking brake front to support assy. engine rear	(a) AR	All	56/59
MG 2814-A	(2) to attach front wheel brake hose to hose bracket (1) to attach rear wheel brake hose to frame	(a) 3	All	57/59
LA 2860-A		(a) 1	All	57/58
		2	All except 76	59
PB9M 2814-A		1	76	59
40156-S8	Screw (2) to attach front brake hose to frame (1) to attach rear brake hose to frame	3	a	

Brakes

GROUP AND PART NUMBER	DESCRIPTION, SIZE, ETC.	NO. REQ'D	MODEL OR ENGINE CUBIC INCH DISPLACEMENT	YEAR 19__
2819 PIN (PARKING BRAKE HANDLE LOCKING)				
OM 2819		1	All	56
2-2828 PLATE (PARKING BRAKE CABLE PROTECTOR)				
MG 22828-A		2	All	57
MK 22828-A		2	All	58
2853 CABLE & CONDUIT (PARKING BRAKE FRONT)				
MC 2853-C		1	All except 76	56
MC 2853-D		1	76	56
MG 2853-C	(a)	1	All	57
			58C, 64B	58
MK 2853-B	(a)	1	All	58
B9MM 2853-C	(b)	1	All	59
40921-S8	Screw-hex. hd. -1/4"-20 x 1/2"-cable and conduit assy. parking brake front to dash panel	1	a	
72035-S7	Cotter pin-1/8" x 1"-cable and conduit assy. parking brake front to control assy.	1	a, b	
73926-S8	Pin-clevis-3/8"-cable and conduit assy. parking brake front to control assy.	1	a	
351767-S8	Clip-cable and conduit assy. parking brake front to dash panel	1	a, b	
356482-S2	Washer-spring-3/8"-cable and conduit assy. parking brake front to control assy.	1	a	
2859 PIN (HAND BRAKE LEVER)				
OM 2859	Straight knurled - 5/32" dia. x 9/32" dia. x 15/16" o/all length	1	All	56
2A879 ADAPTOR (COMPRESSOR TO BRACE)				
B9MY 2A879-A	Also serviced in 2888 kit - EB9ME-2923-A	(a) 1	383, 430	
372505-S8	Washer-flat-3/8"-used as spacer between 2A879 adaptor and 2888 brace-also serviced in 2888 kit	1	a	58
2880 CLUTCH (AIR CONDITIONER COMPRESSOR)				
	See basic part number 2884			
2881 BASE (COMPRESSOR)				
B7A 2881-A	⊕ECG-2881-A	1	All	57
2-2881 HEAD (AIR CONDITIONER COMPRESSOR)				
EDT 22881-A		1	All	58/59

Brakes

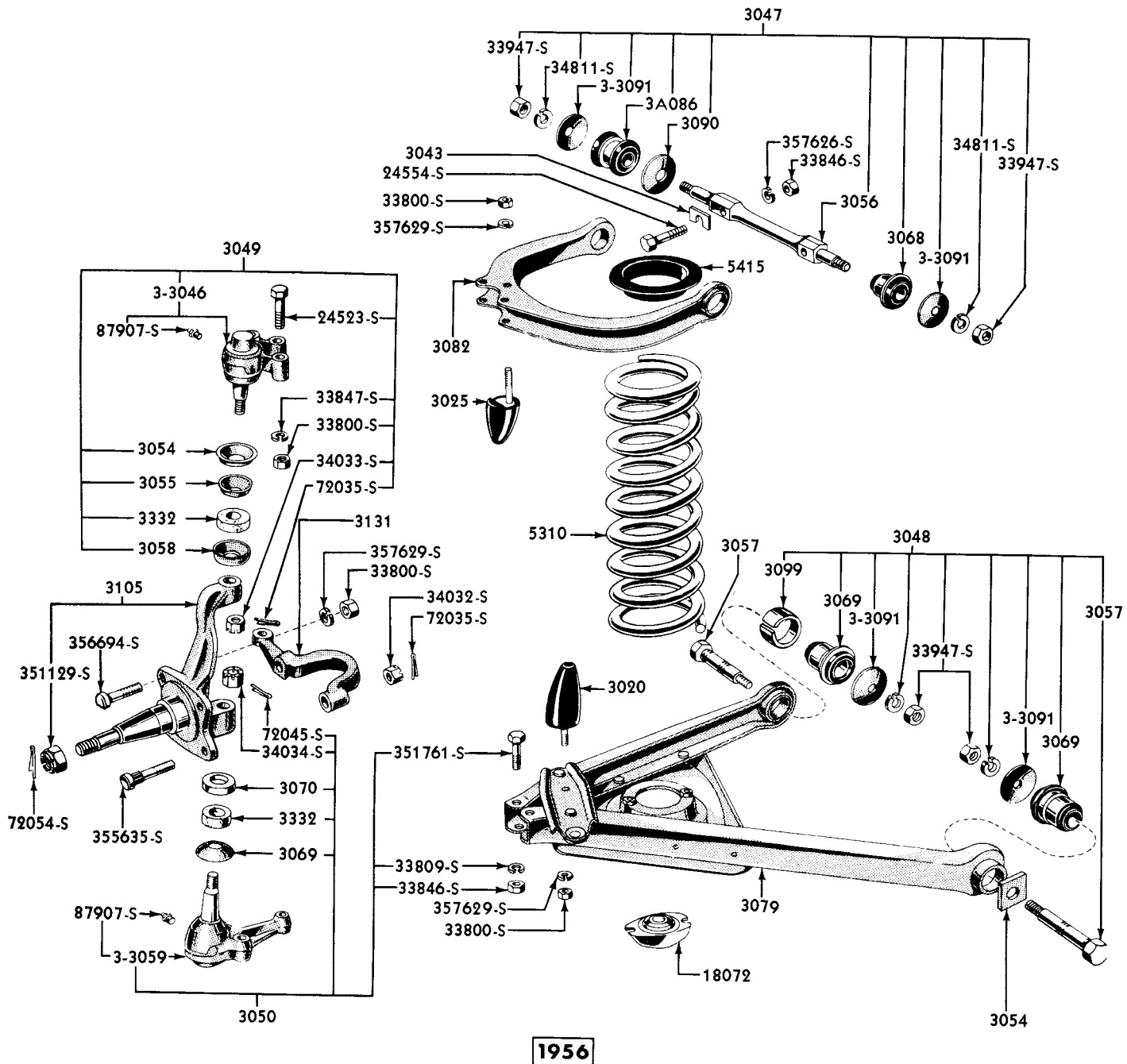
GROUP AND PART NUMBER	DESCRIPTION, SIZE, ETC.	NO. REQ'D	MODEL OR ENGINE CUBIC INCH DISPLACEMENT	YEAR 19_____
2882 BRACKET (COMPRESSOR MOUNTING)				
ECK 2882-A		1	All except 76, 79	56
B7A 2882-A	Front - ⊕ECG-2882-A	(a) 1	312	57
EBJ 2882-A		(a) 1	368	57
EDG 2882-B		1	383, 430	58
B9AE 2882-A	351375-S8 washer, 20522-S8 bolt, 20540-S8 bolt and B9ME-2887-A spacer must be used when replacing EDB-2882-B bracket	1	312	58/59
B9ME 2882-A		1	383, 430	59
20428-S3	Bolt-hex. hd.-3/8"x16 x 1-1/4"-compressor mtg. bracket to compressor	1	a	
34806-S7	Washer-lock-5/16"-mtg. bracket 7 cyl. front cover to cyl. block	1	a	
45538-S8	Bolt-hex. hd.-5/16"-18 x 3-1/4"-mtg. bracket & cyl. front cover to cyl. block	1	a	
356321-S	Washer-flat-.40"I.D. x .88"O.D. x 16"-used as spacer between compressor mtg. bracket & cyl. front cover	1	a	
357629-S7	Washer-lock-3/8"-mtg. bracket to compressor	1	a	
2884 CLUTCH (AIR CONDITIONER COMPRESSOR)				
B6A 2880-A	Magnetic type - ⊕ECZ-22880-A	(a) 1	All except 76, 79	56
B7MY 2884-A	⊕ECU-22880-A	(a) 1	368	57
B8MY 2884-A	Used with belt driven P/S - ⊕B8ME-2981-A	(a) 1	383, 430	58
COAZ 2884-B	⊕COAE-2981-C	(a) 1	312	58/59
COME 2981-A		1	383, 430	59
358605-S	Washer-flat-21/64"-clutch to compressor	1	a	
358606-S	Bolt-hex. hd.-self-locking-5/16"-24 x 1.0-clutch to compressor	1	a	
2887 SPACER (AIR CONDITIONER COMPRESSOR MOUNTING BRACKET)				
ECS 2887-A	With P/S - use between compressor mounting bracket B9AE-2887-A and P/S adjustment bracket	2	312	58
EDB 2887-B	Without P/S - use as spacer for EDB-2882-B compressor mounting bracket	1	312	58
EDB 2887-A	With P/S - use between compressor mounting bracket and P/S adjustment bracket	AR	312	58/59
B9ME 2887-A	Without P/S - use as spacer for B9AE-2882-A compressor mounting bracket	2	312	58/59
EDG 2887-A		1	383, 430	58/59
2-2887 GASKET (COMPRESSOR MOUNTING BRACKET)				
B7A 22887-A	⊕EBJ-22887-A For a/cond.	1 1	All except 76, 79 All	56 57

Brakes

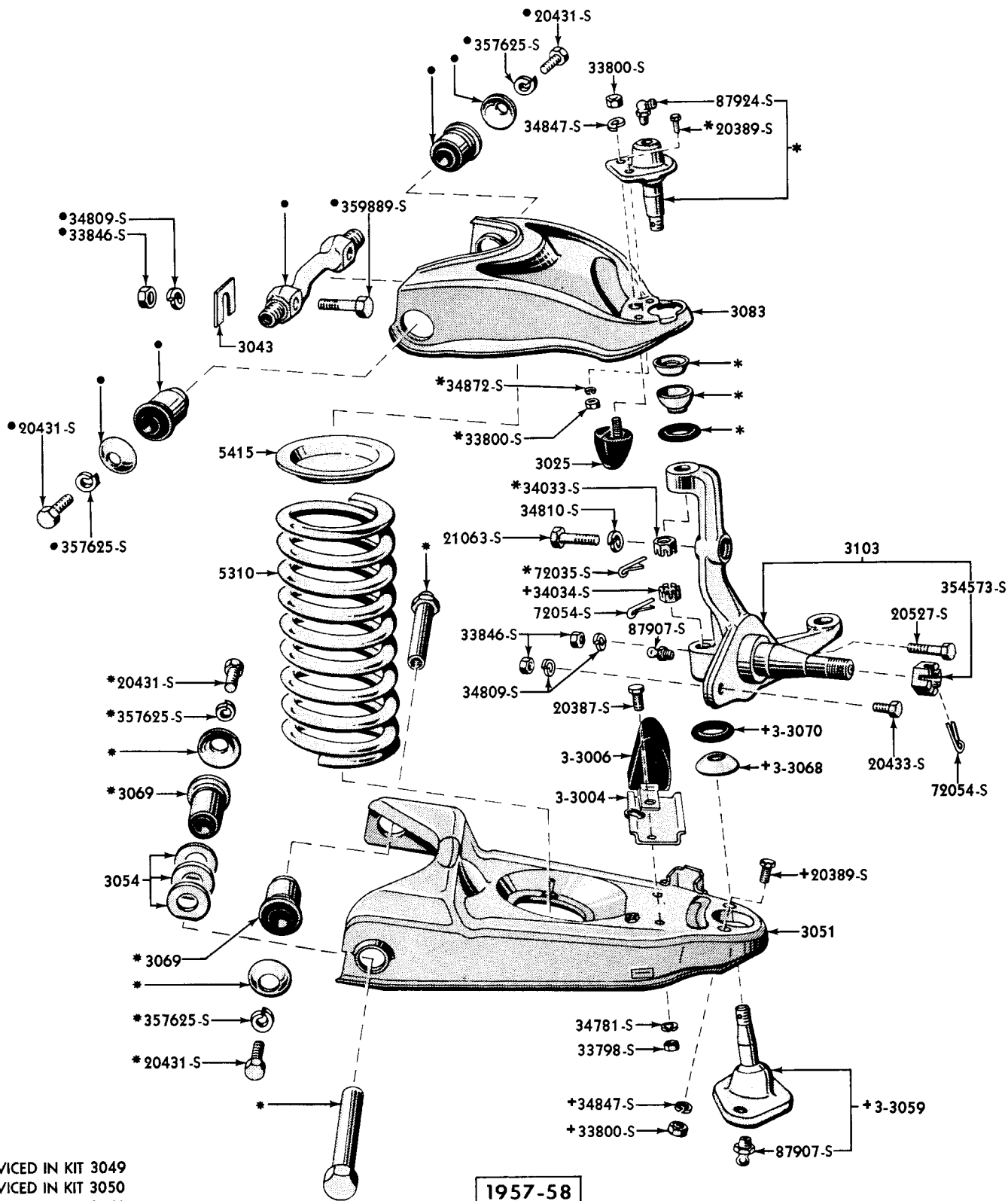
GROUP AND PART NUMBER	DESCRIPTION, SIZE, ETC.	NO. REQ'D	MODEL OR ENGINE CUBIC INCH DISPLACEMENT	YEAR 19__
2888 BRACE (COMPRESSOR) FRONT				
ECZ 2888-A	(a)	1	312	57
B9ME 2888-A	Compressor brace - also serviced in 2888 kit	1	383,430	58
20348-S8	Bolt-hex. hd. - 3/8" - 16 x 3/4" - front brace to compressor	1	a	
34806-S7	Washer-lock-5/16" - front brace, water pump & cyl. front cover to cyl. block	1	a	
34807-S8	Washer-lock-3/8" - front brace to compressor	1	a	
45572-S8	Bolt-hex. hd. - 5/16" - 18 x 4-1/4" - front brace, water pump & cyl. front cover to cyl. block	1	a	
2888 KIT (AIR CONDITIONER COMPRESSOR BRACE)				
58MK 2888-A	Consists of the following -	1	383,430	58
	(1) B9ME-2888-A brace			
	(1) B9ME-2923-A adaptor			
	(1) EDJ-6066-C bolt			
	(2) 20348-S8 bolt			
	(3) 20368-S8 bolt			
	(2) 33798-S8 nut			
	(1) 33799-S8 nut			
	(2) 34806-S8 washer			
	(6) 34807-S8 washer			
	(2) 44722-S8 washer			
	(2) 372194-S stud			
	(1) 372296-S stud			
	(1) 372505-S8 washer - spacer			
2889 BRACE (COMPRESSOR) REAR				
ECZ 2889-A	(a)	1	312	57
20348-S8	Bolt-hex. hd. - 3/8" - 16 x 3/4" - rear brace & intake manifold to compressor	1	a	
20448-S8	Bolt-hex. hd. - 3/8" - 16 x 1-3/8" - rear brace & intake manifold to cyl. hd.	1	a	
34807-S8	Washer-lock-3/8" - rear brace & intake manifold (1) to compressor (1) to cyl. hd.	2	a	
2-2900-1 SHIELD (COMPRESSOR PULLEY)				
ECG 22900-A	NS-Front - serviced in 19677 kit	1	All	57
ECG 22901-A	NS-Rear - serviced in 19677 kit	1	All	57
2901 KIT (COMPRESSOR CLUTCH)				
B8ME 2901-A	NS-Serviced in detail - Consists of the following -	1	383,430	58
	(1) COAE-2979-A holder			
	(1) B8ME-2981-A clutch assembly			
	(1) 358605-S8 washer			
	(1) 372225-S8 bolt			

Brakes

GROUP AND PART NUMBER	DESCRIPTION, SIZE, ETC.	NO. REQ'D	MODEL OR ENGINE CUBIC INCH DISPLACEMENT	YEAR 19__
2902 BRACKET (COMPRESSOR SUPPORT)				
ECU 2902-A		1	368	57
2-2903 SUPPORT (AIR CONDITIONER AIR COMPRESSOR MOUNTING BRACKET)				
EDG 22903-A	Used with alternator	1	All	58
B9ME 22903-A		1	383,430	59
2909 DISC & HUB (AIR CONDITIONER CLUTCH)				
ECZ 2909-A		1	All	57
EDC 2909-A		1	All	58
		1	312	59
B9ME 2909-A		1	383,430	59
2-2932 SUPPORT (AIR CONDITIONER COMPRESSOR MOUNTING BRACKET)				
EDG 22932-B	Use with alternator only	1	383,430	58/59
2951 WIRING (AIR CONDITIONER COMPRESSOR CLUTCH TO DASH PANEL)				
B9FM 2951-A		1	All	59
2979 HOLDER (AIR CONDITIONER COMPRESSOR CLUTCH BRUSH)				
B8AZ 2979-A	⊕ECZ-22883-A, ⓂB6A-2883-A	1	All except 76,79	56
		1	All	57
COAE 2979-A		1	All	58/59
2980 RING (AIR CONDITIONER COMPRESSOR CLUTCH) SLIP				
B9ME 2980-A	Use on all 383,430 engines - use on 312 engine with 2981 clutch only	1	All	59
2981 CLUTCH (AIR CONDITIONER COMPRESSOR)				
	See basic part number 2834			
2990 BEARING (AIR CONDITIONER COMPRESSOR PULLEY)				
B8AZ 2990-A	⊕EDC-22888-A, ⓂB8A-2885-A	1	All	58
	Use with 2884 clutch only	1	312	59
B9ME 2990-A	Use on all 383,430 engines - use on 312 engine with 2981 clutch only	1	All	59
2997 MUFFLER & TUBE (AIR CONDITIONER COMPRESSOR)				
B9MF 2997-B		1	383,430	59



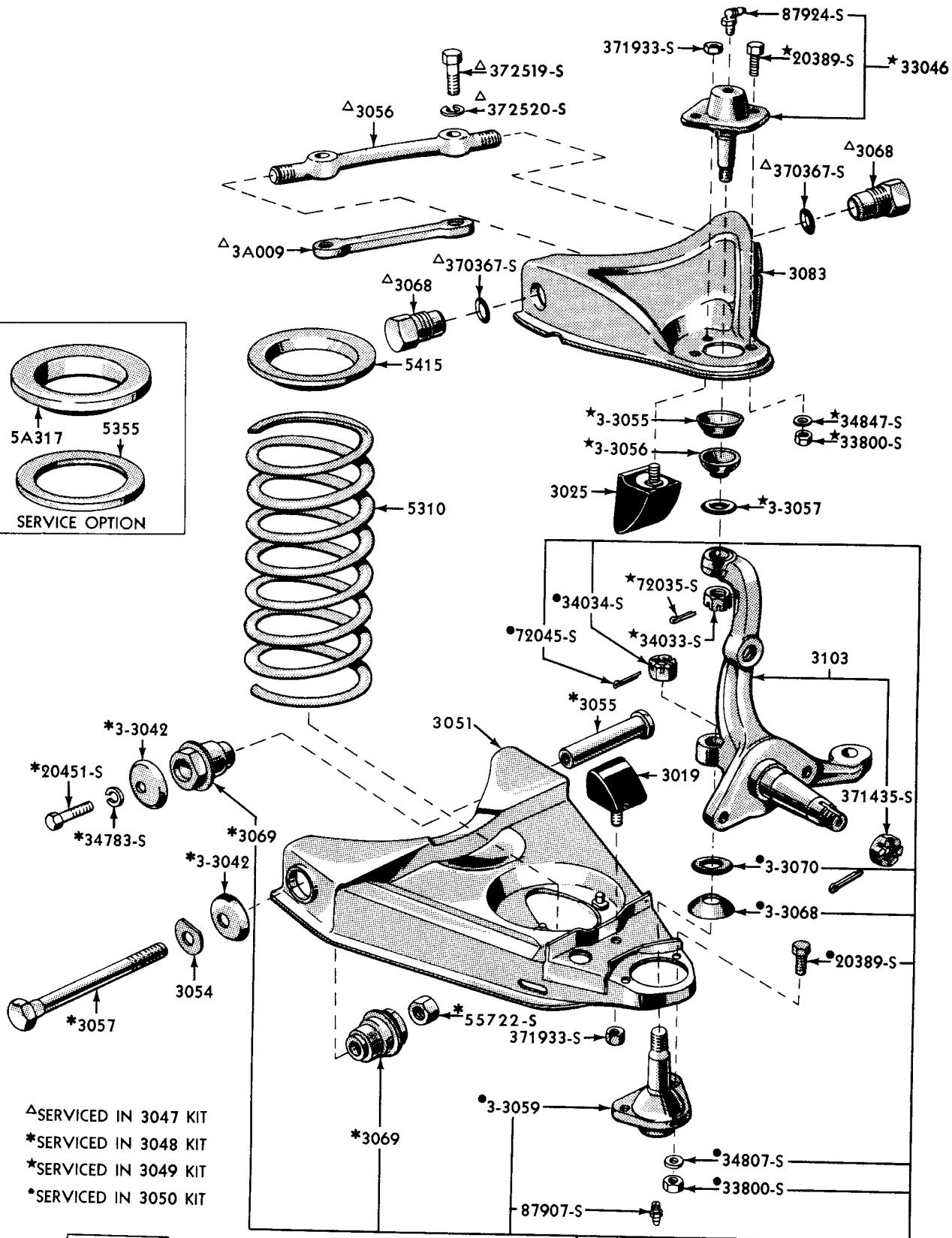
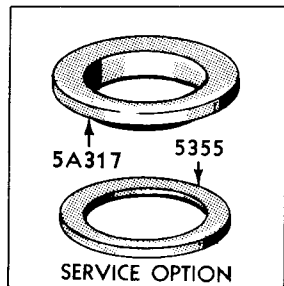
FRONT SUSPENSION



1957-58

- *SERVICED IN KIT 3049
- +SERVICED IN KIT 3050
- *SERVICED IN KIT 3048
- SERVICED IN KIT 3047

FRONT SUSPENSION



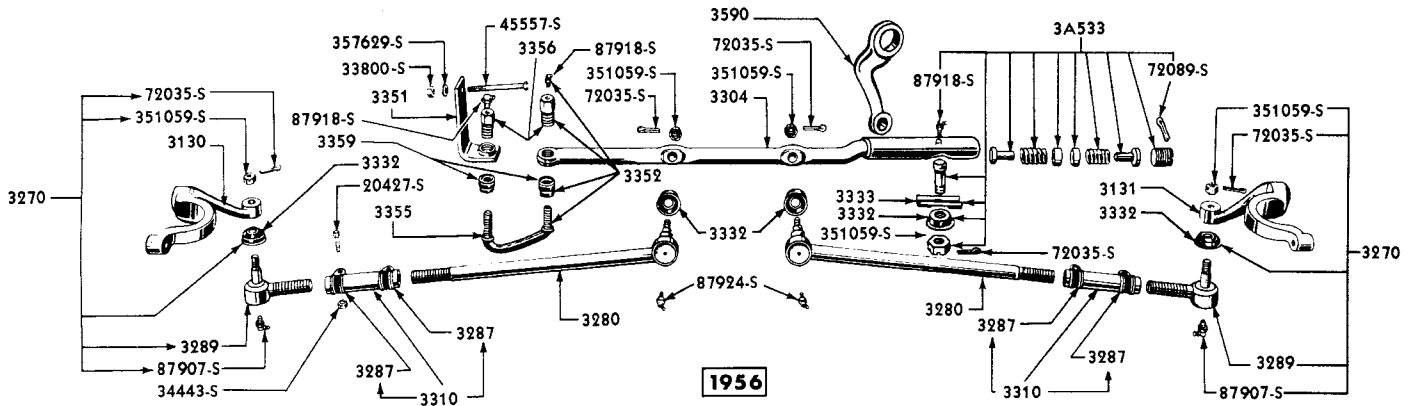
- ΔSERVICED IN 3047 KIT
- *SERVICED IN 3048 KIT
- *SERVICED IN 3049 KIT
- *SERVICED IN 3050 KIT

1958-59

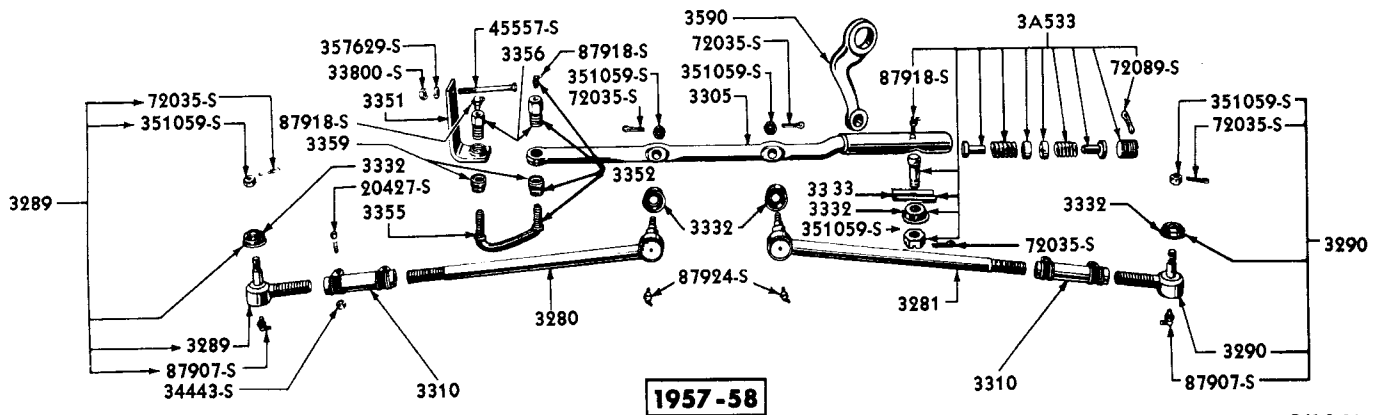
3051

PMC-612

FRONT SUSPENSION

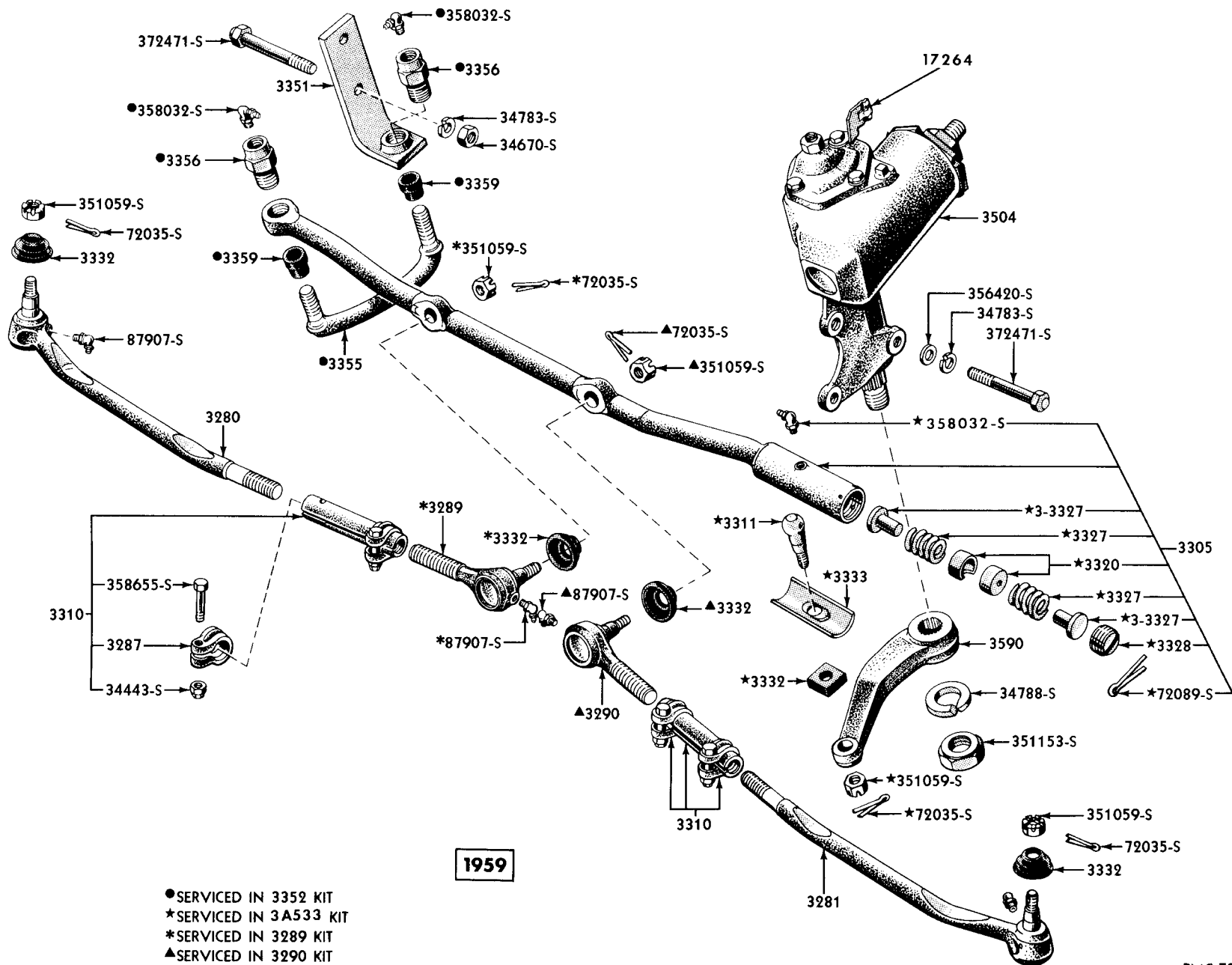


PMC 125 A

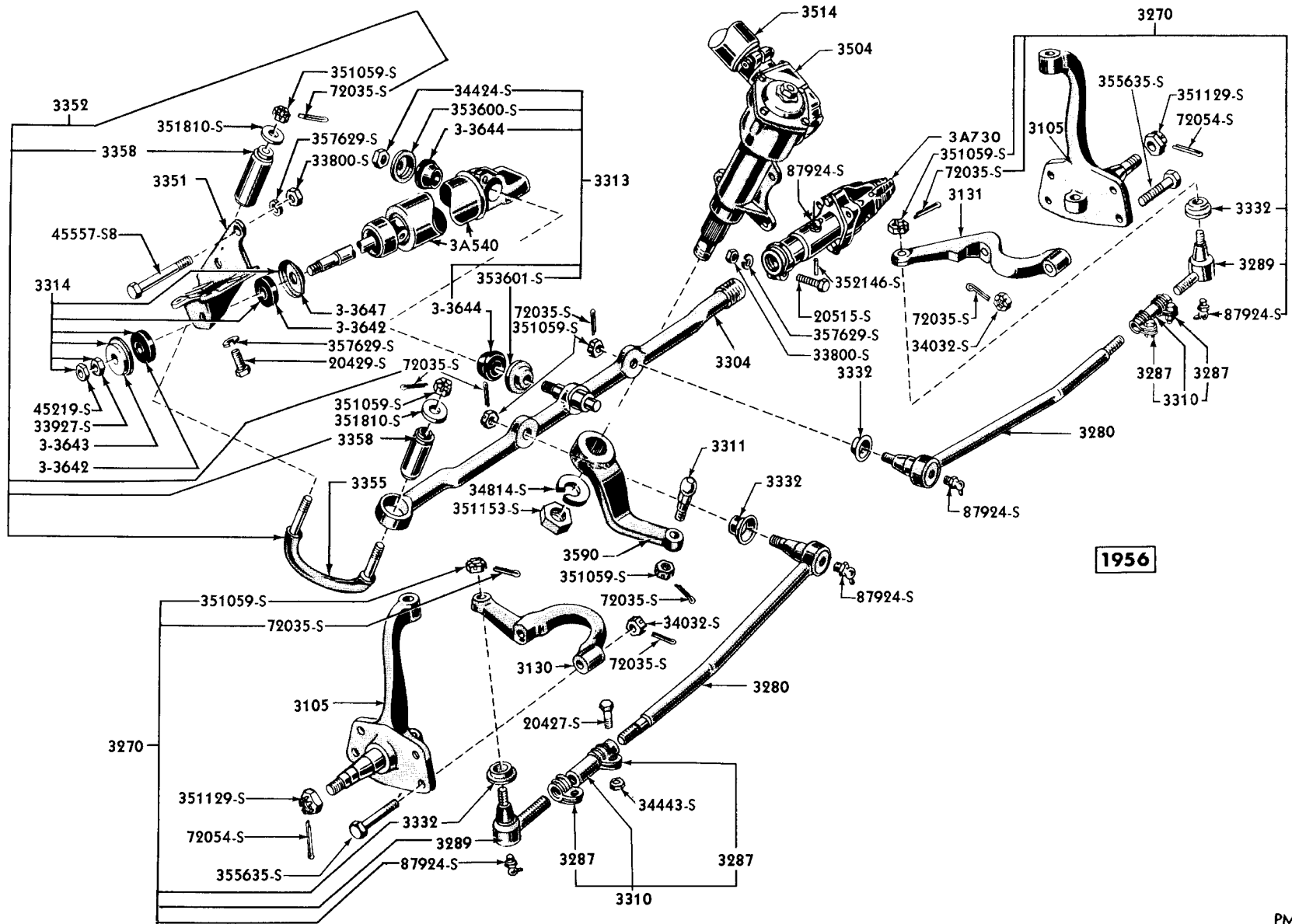


PMC 125 B

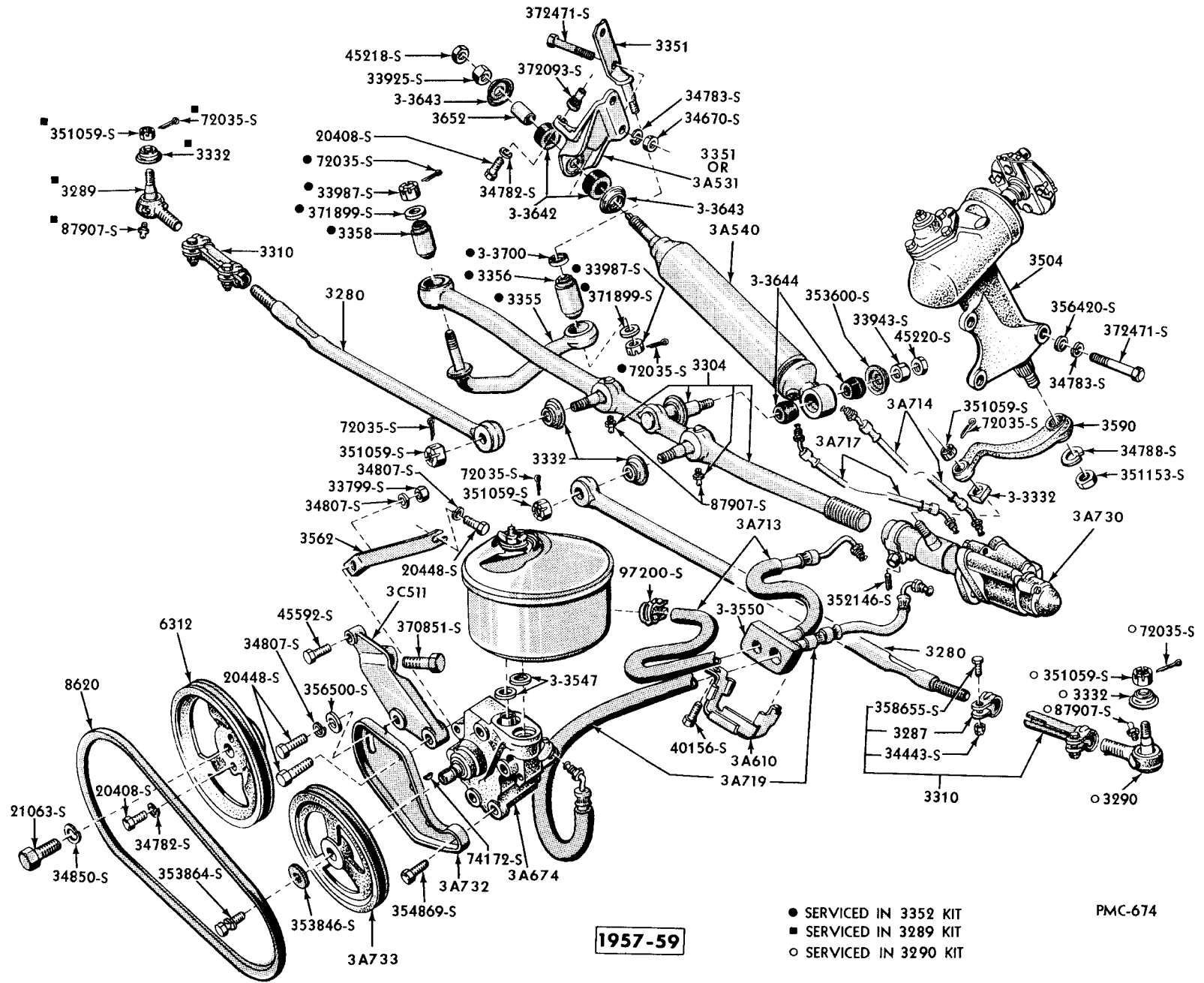
STEERING LINKAGE



STEERING LINKAGE



POWER STEERING LINKAGE

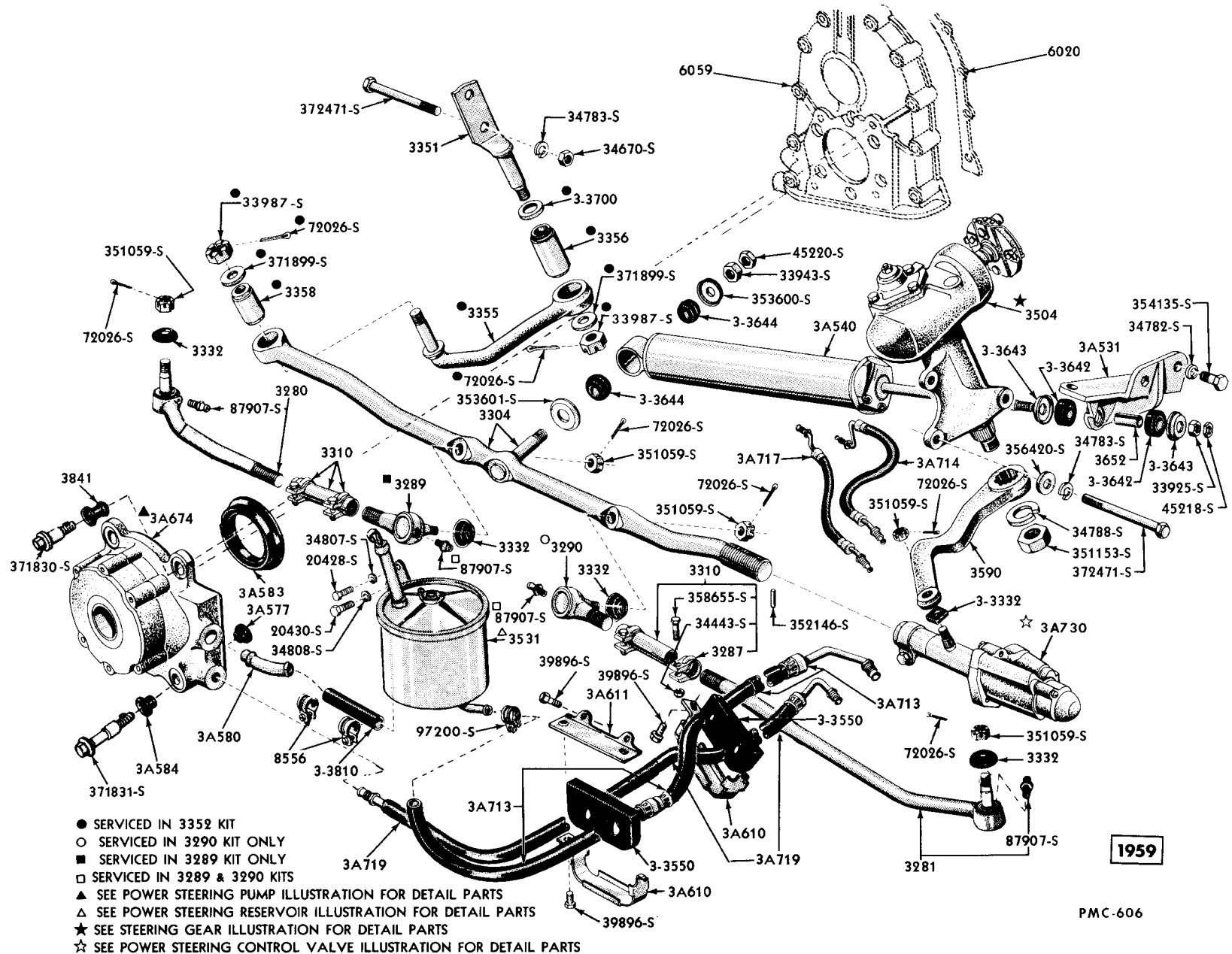


1957-59

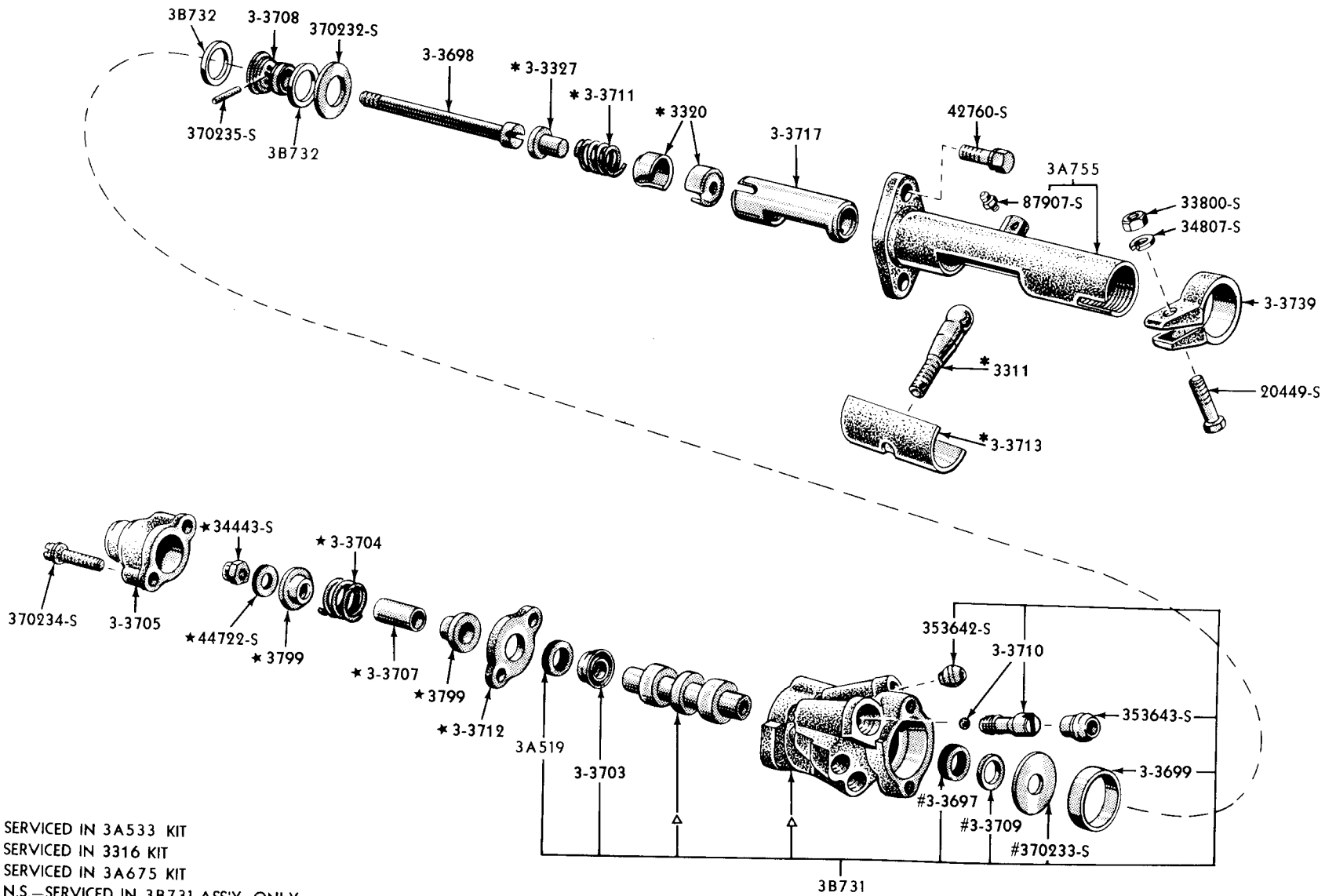
- SERVICED IN 3352 KIT
- SERVICED IN 3289 KIT
- SERVICED IN 3290 KIT

PMC-674

POWER STEERING LINKAGE-BELT DRIVEN



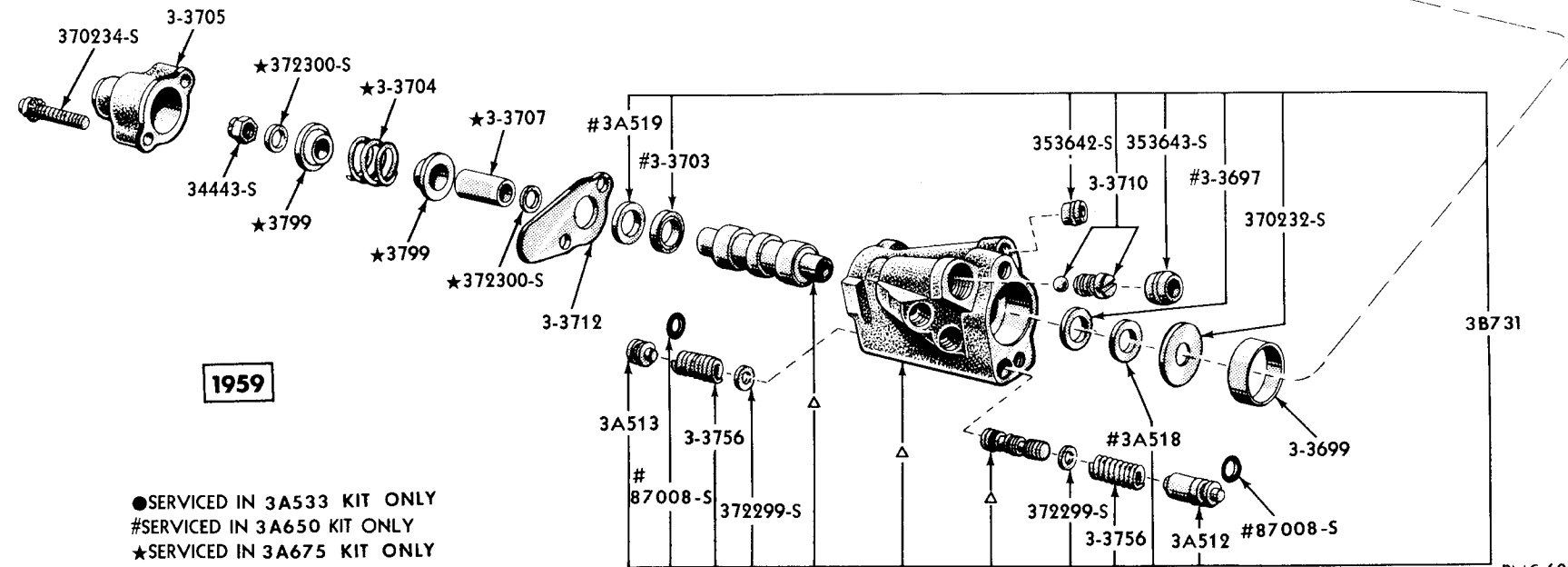
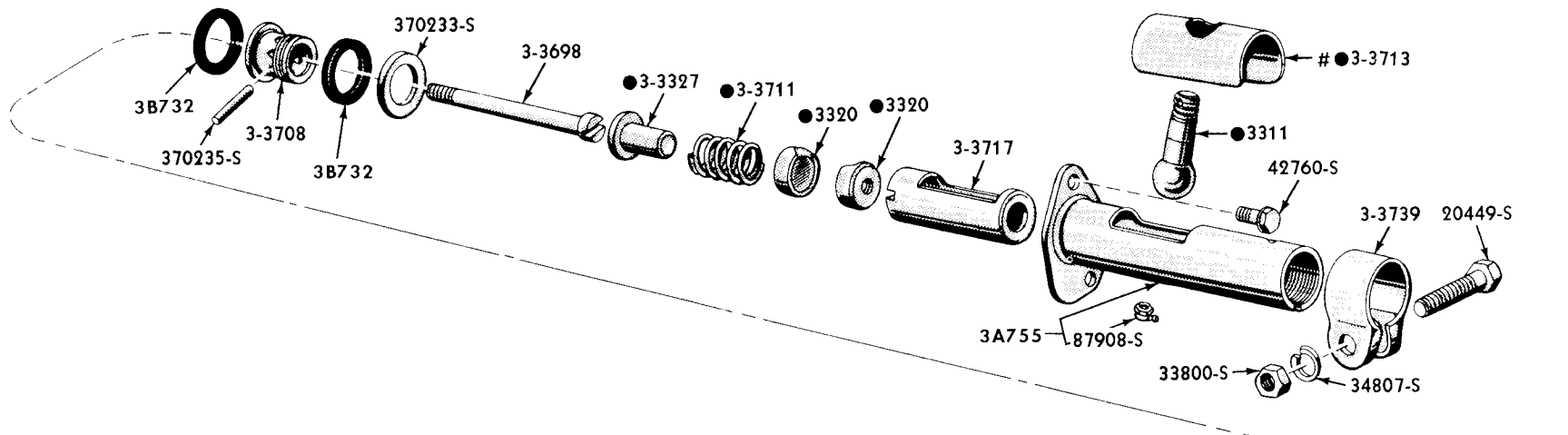
POWER STEERING LINKAGE-CRANKSHAFT DRIVEN



1956 - 59 BELT DRIVEN POWER STEERING

1958 ALSO USED WITH CRANKSHAFT DRIVEN POWER STEERING

POWER STEERING VALVE

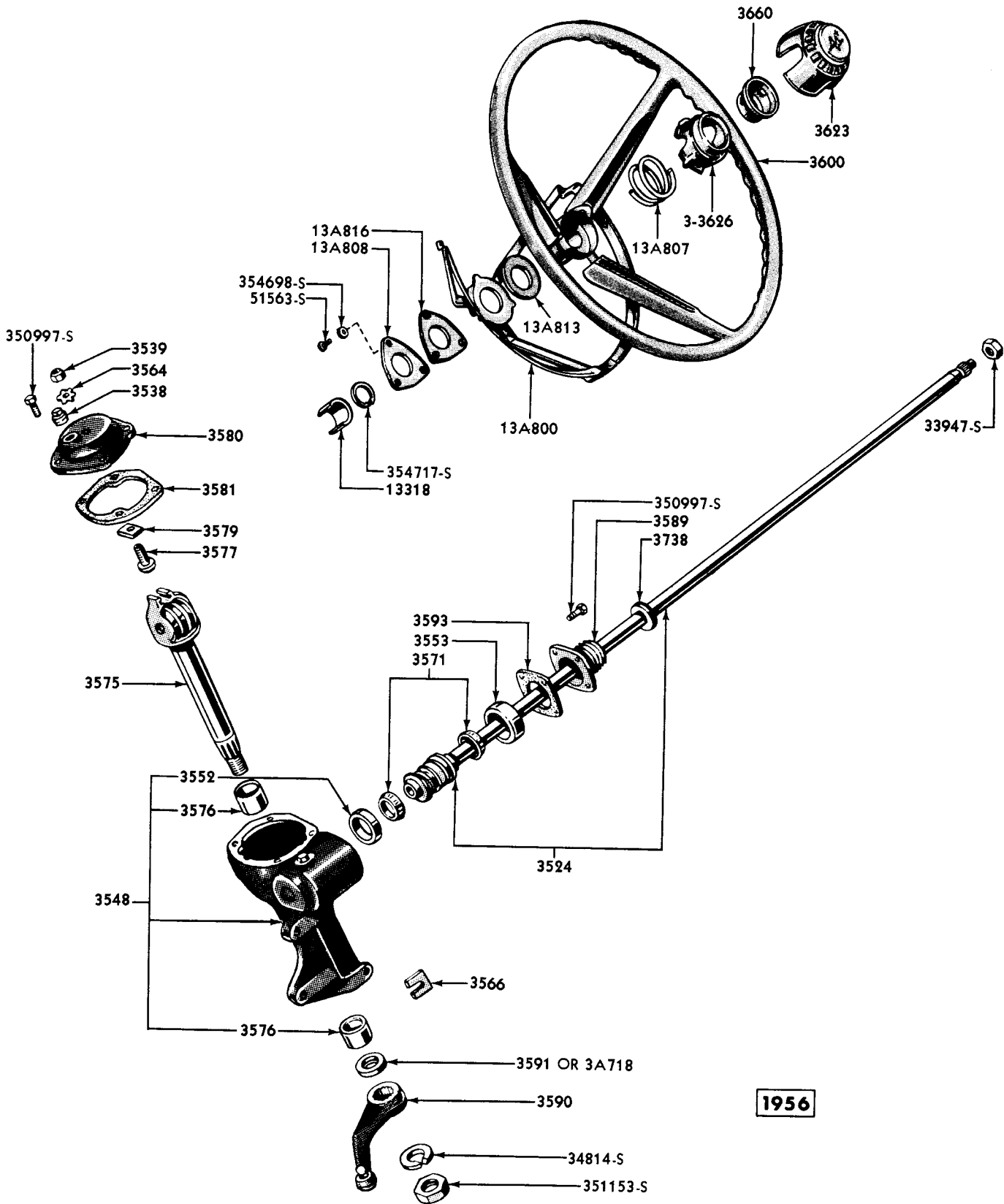


1959

●SERVICED IN 3A533 KIT ONLY
 #SERVICED IN 3A650 KIT ONLY
 ★SERVICED IN 3A675 KIT ONLY
 △N.S.—SERVICED IN 3B731 ASS'Y. ONLY
 FOR COMPLETE VALVE SEE 3A730 ASSEMBLY

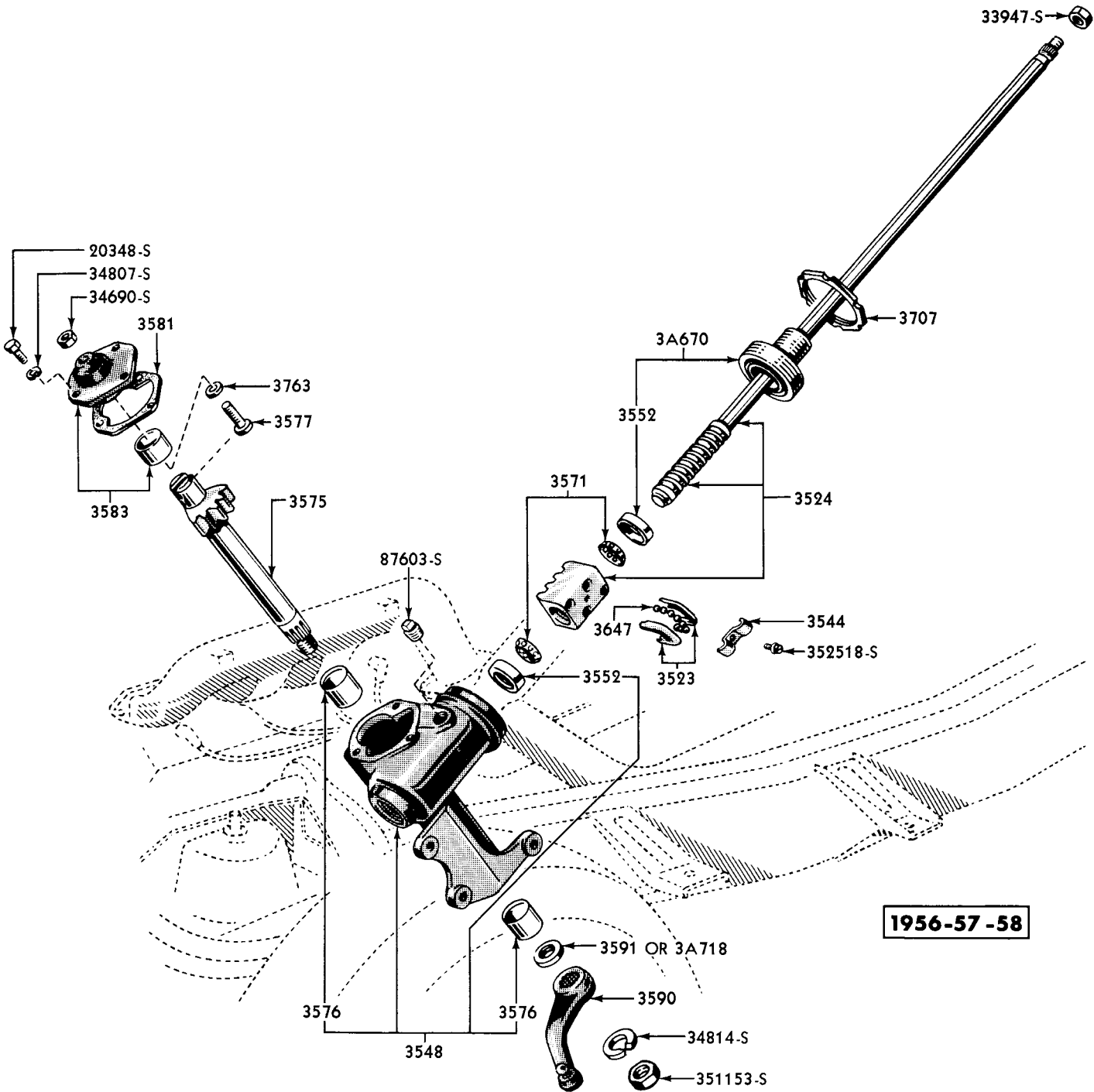
PMC-608

POWER STEERING VALVE & CYLINDER-CRANKSHAFT DRIVEN



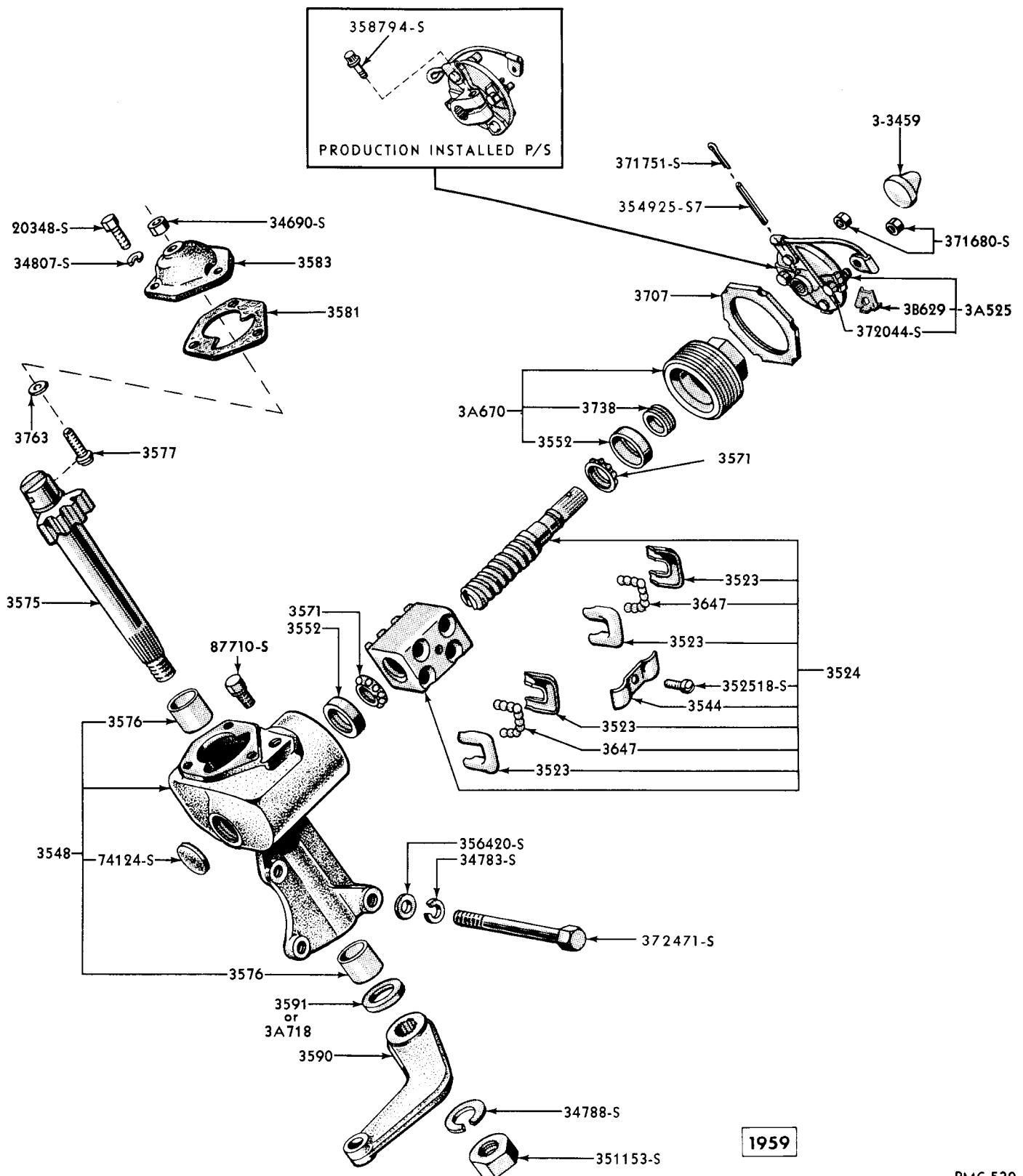
1956

STEERING GEAR TOOTH & ROLLER

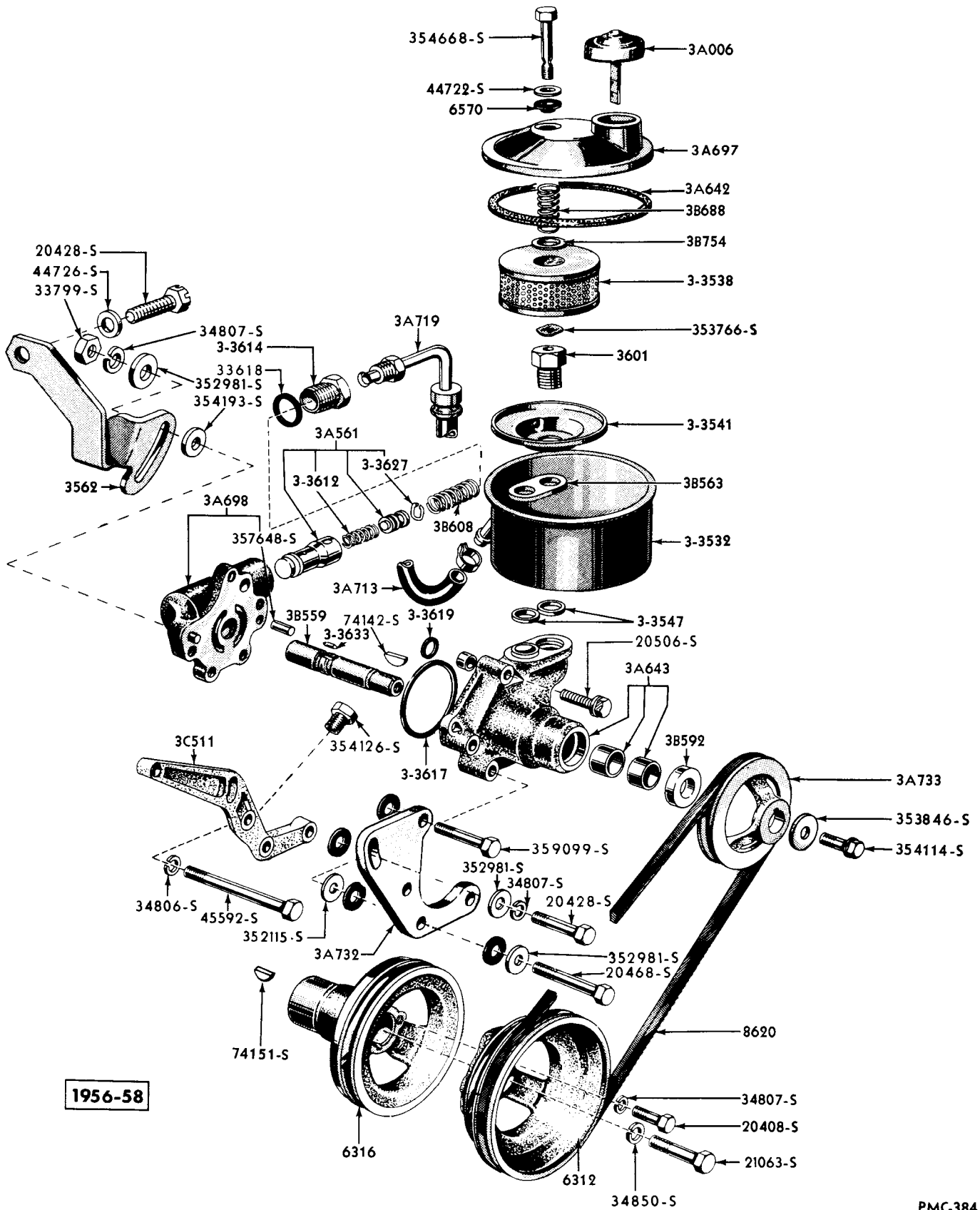


1956-57-58

STEERING GEAR RECIRCULATING BALL



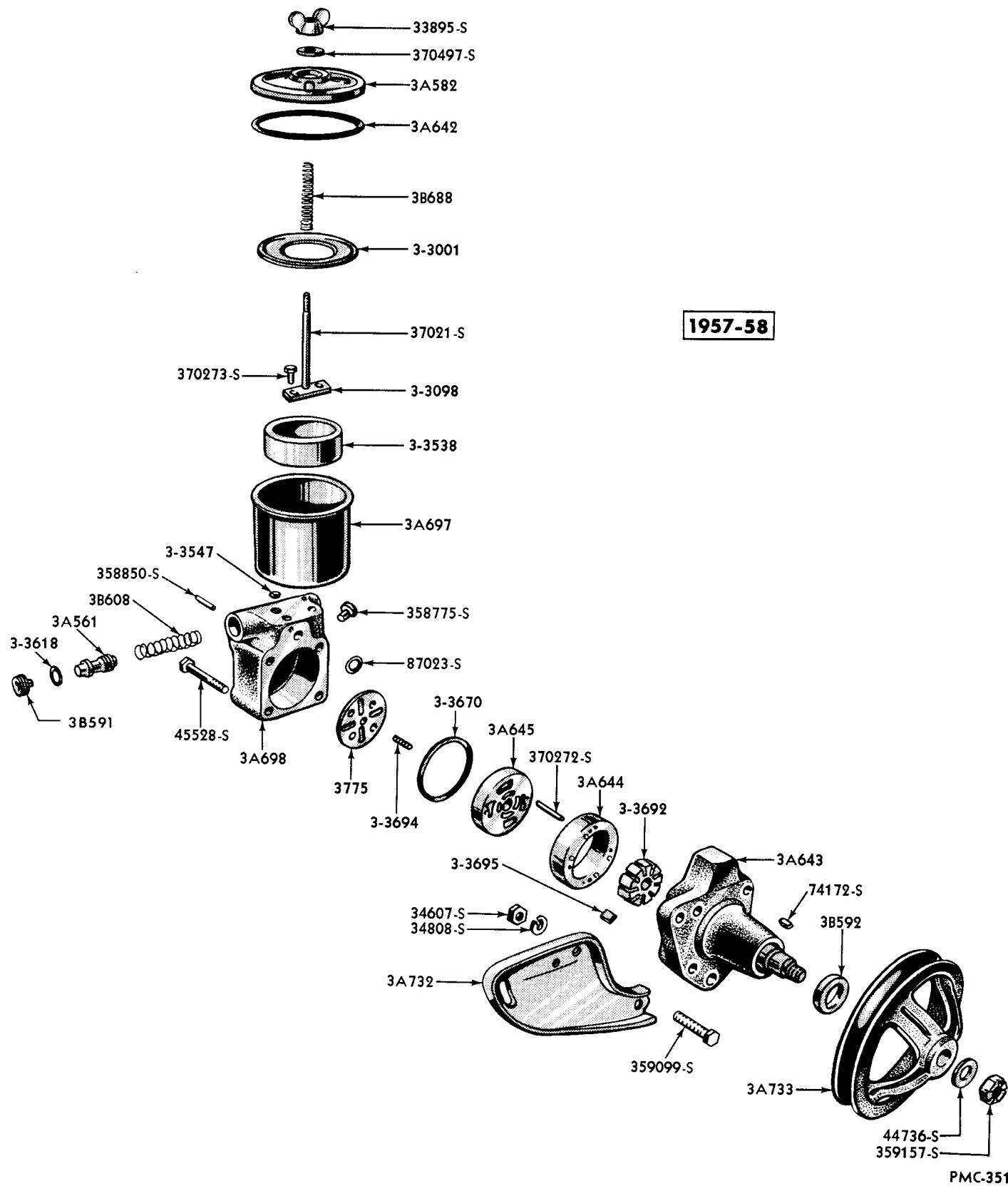
STEERING GEAR-STANDARD & SERVICED INSTALLED



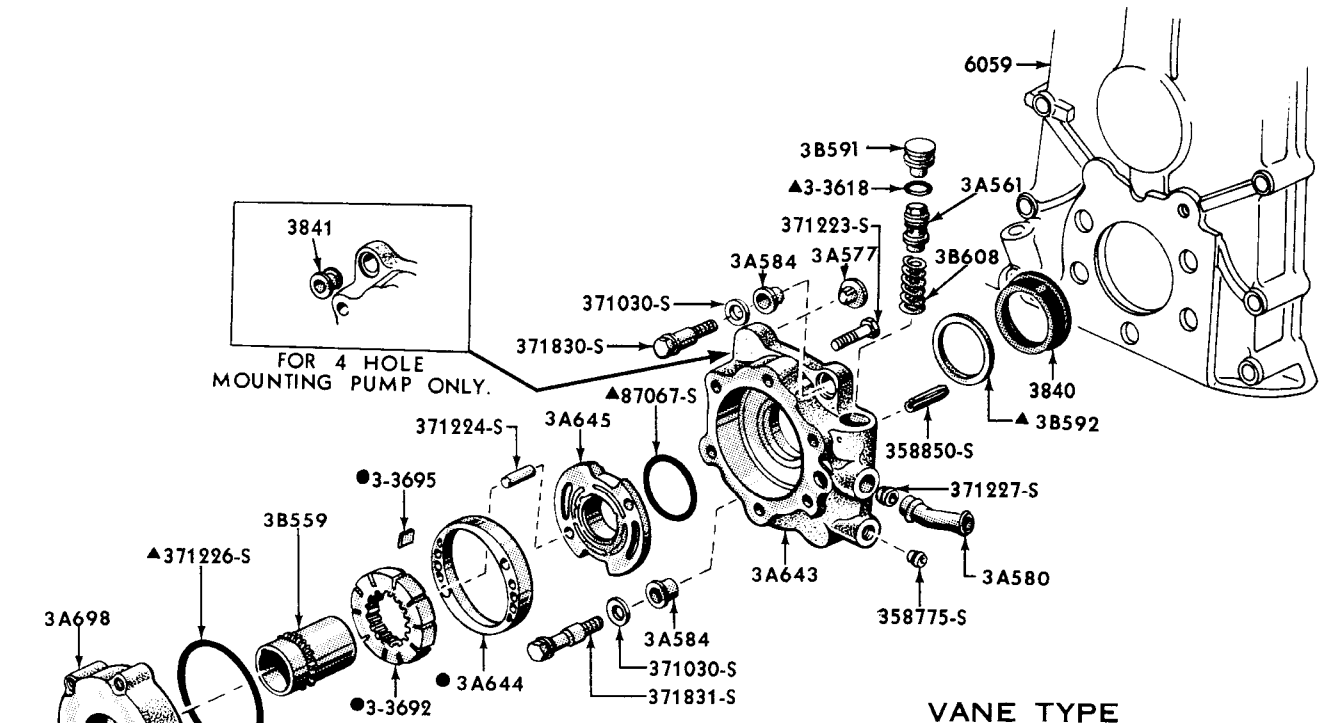
1956-58

POWER STEERING PUMP - ROTOR TYPE

PMC-384

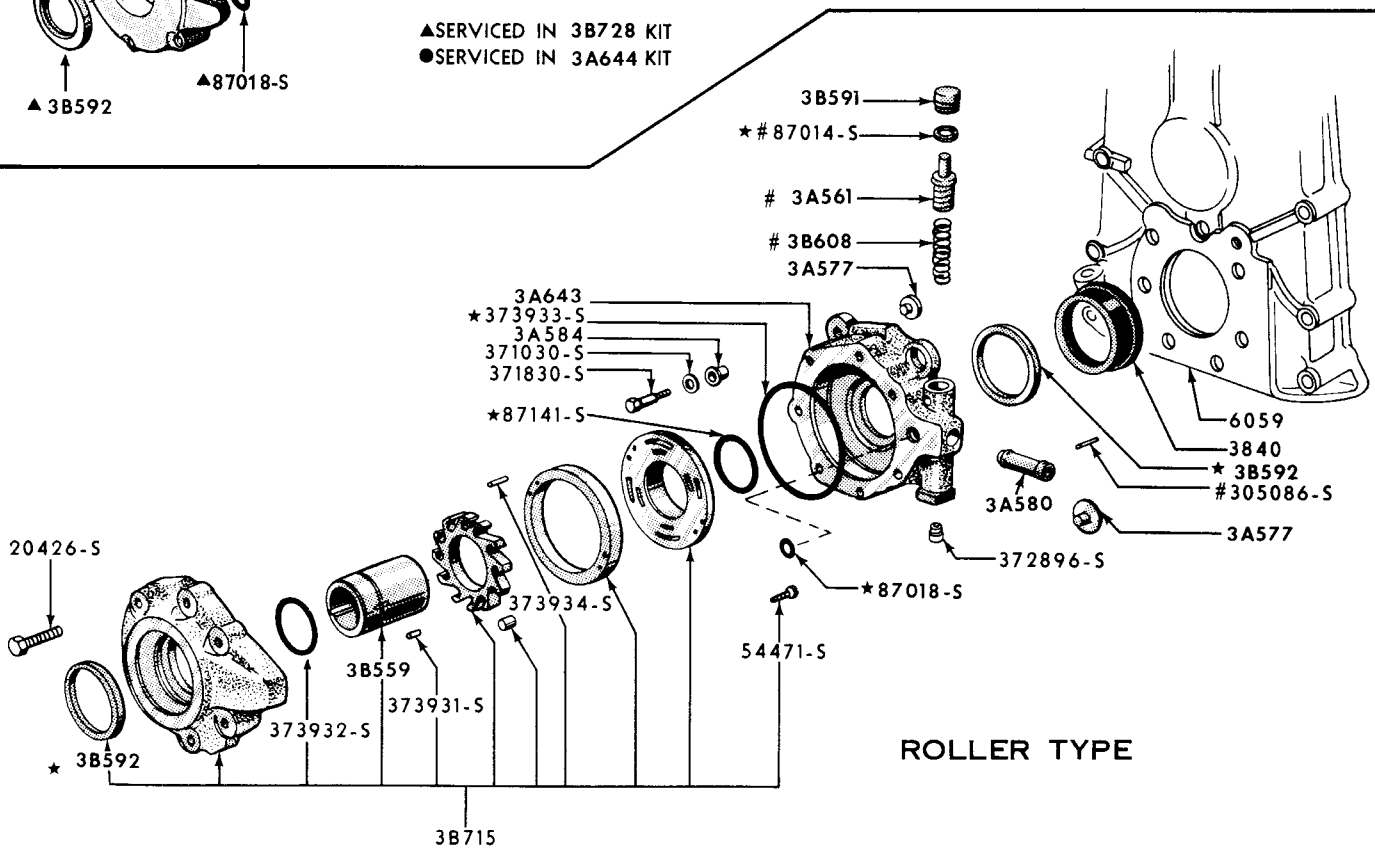


POWER STEERING PUMP and RESERVOIR - VANE TYPE



VANE TYPE

- ▲SERVICED IN 3B728 KIT
- SERVICED IN 3A644 KIT



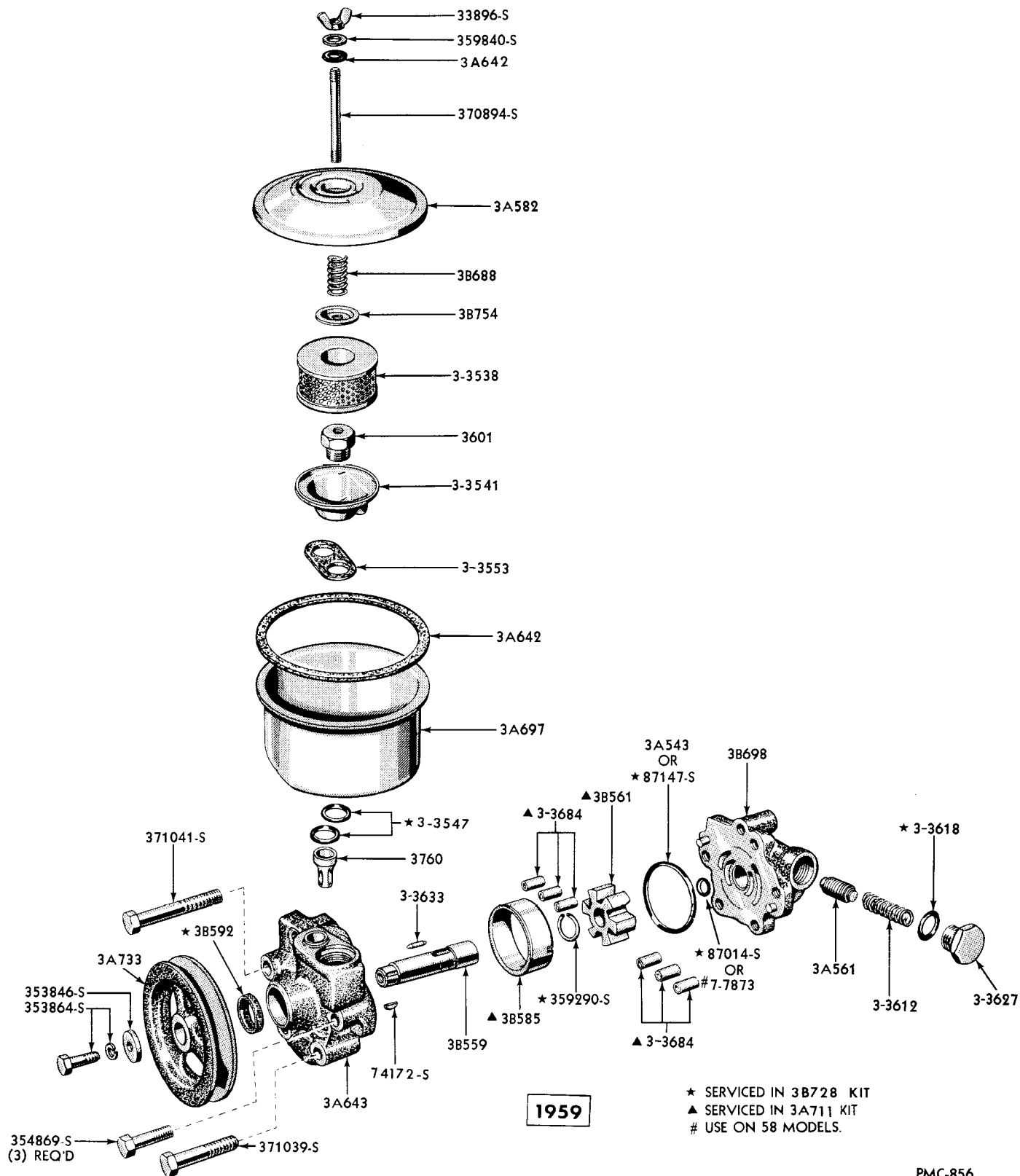
ROLLER TYPE

- * SERVICED IN 3B728 KIT
- # SERVICED IN 3A561 KIT

1958

PLC-1014

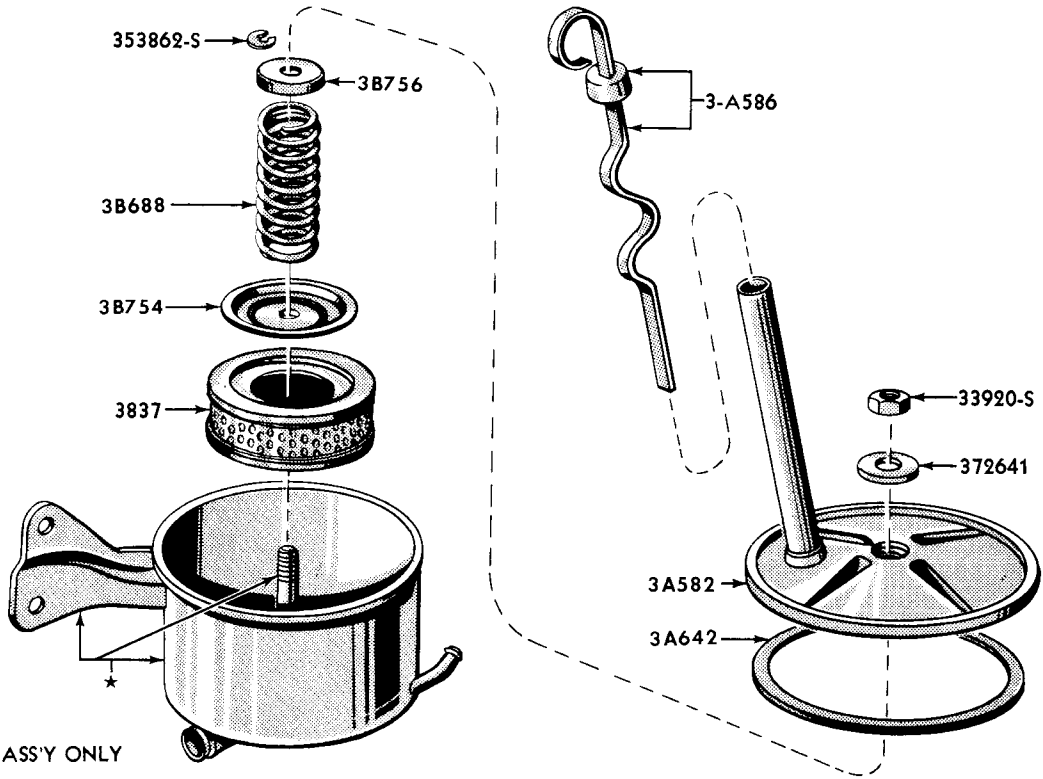
POWER STEERING PUMP and RESERVOIR-CRANKSHAFT DRIVEN



PMC-856

POWER STEERING PUMP & RESERVOIR-BELT DRIVEN

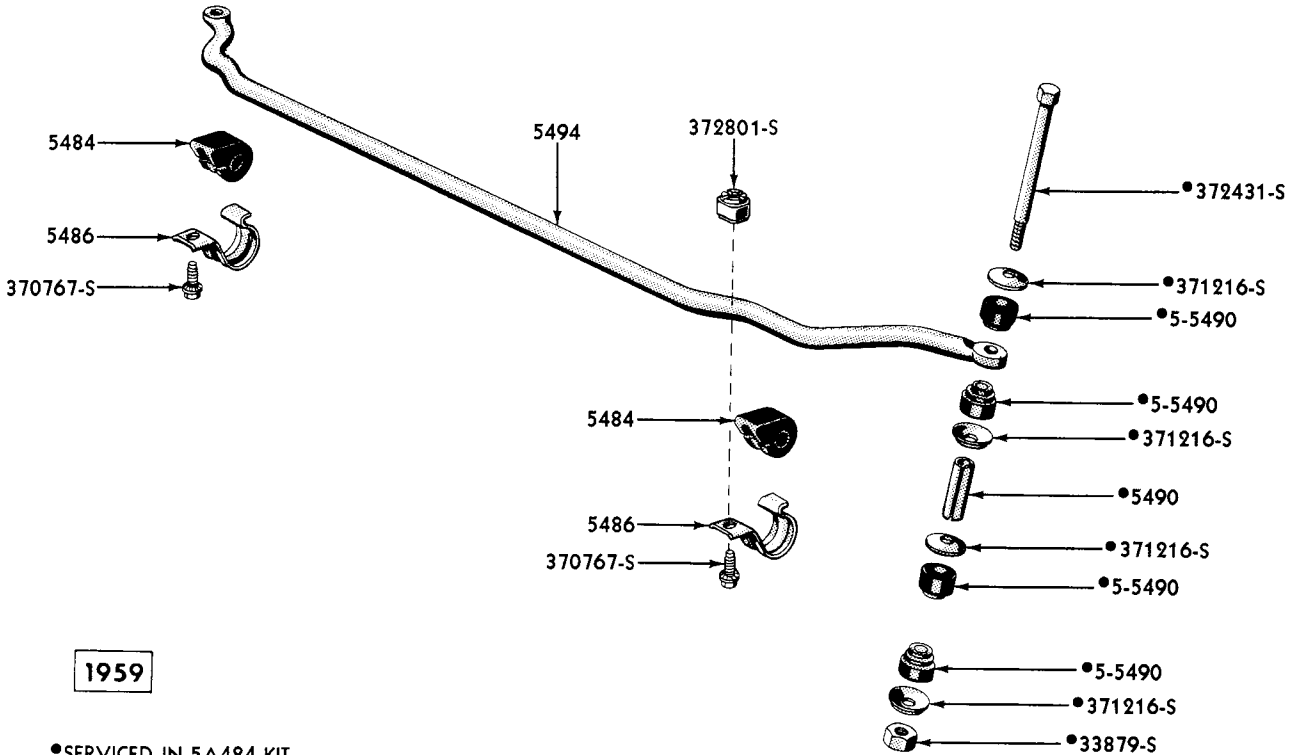
1958



★SERVICED IN 3531 ASS'Y ONLY

PLC-777

POWER STEERING PUMP RESERVOIR -CRANKSHAFT DRIVEN

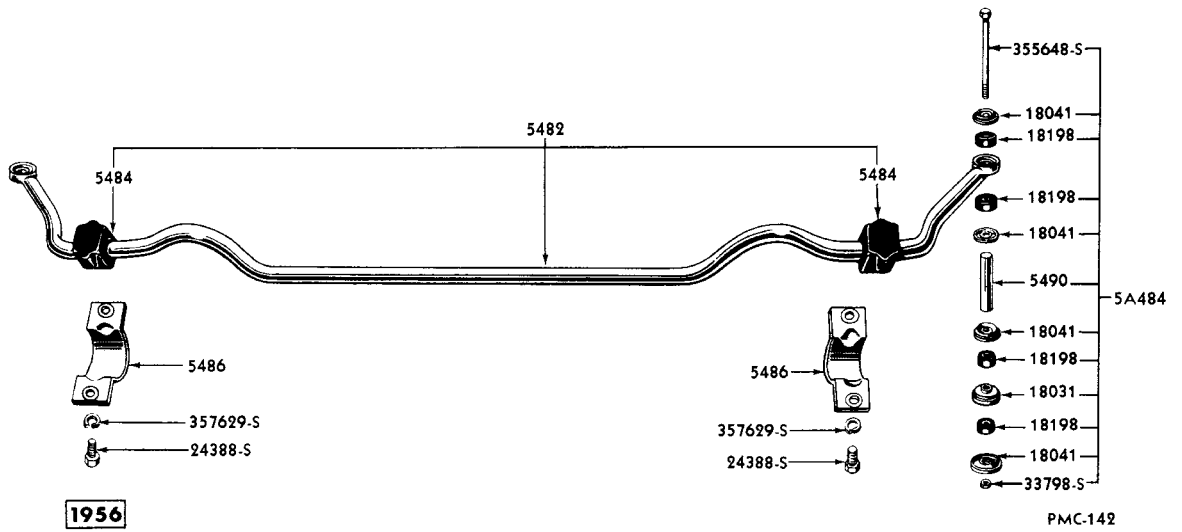


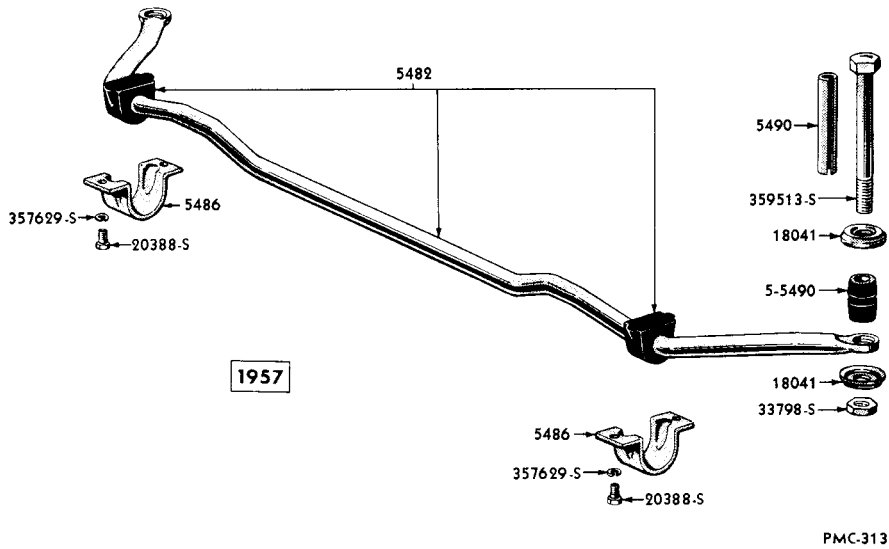
1959

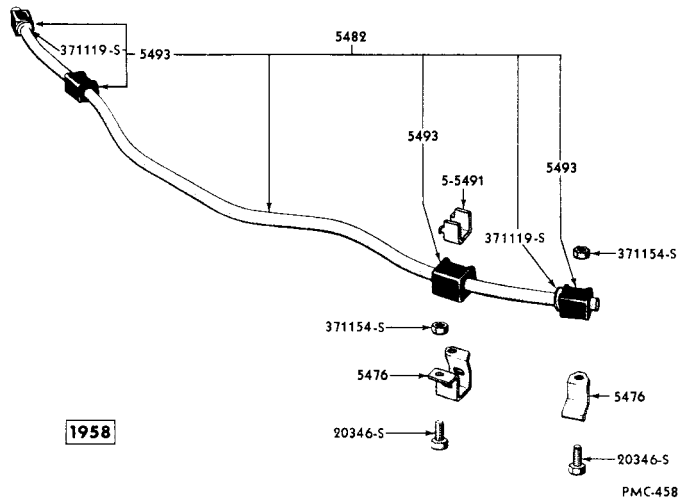
★SERVICED IN 5A484 KIT

PMC-609

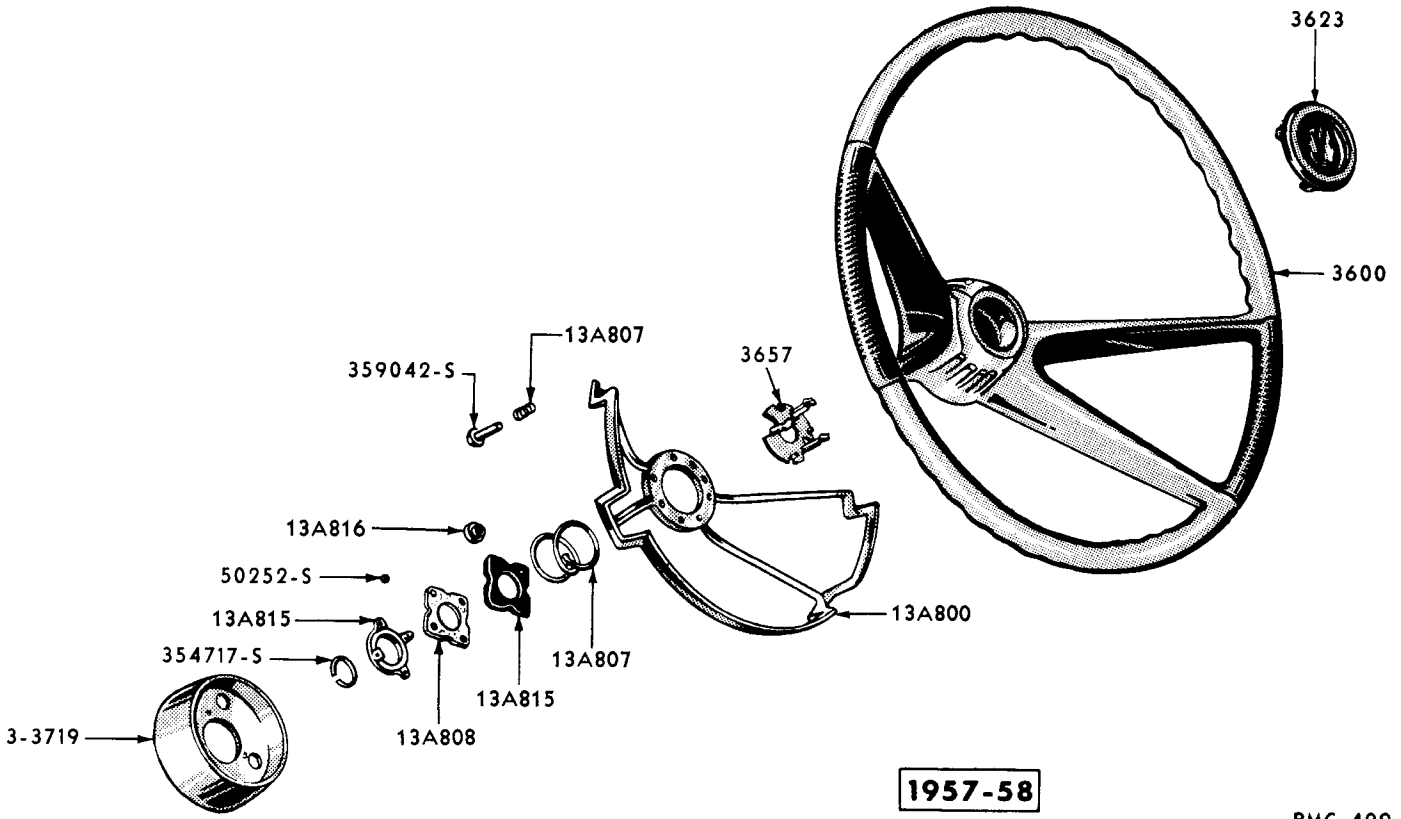
STABILIZER BAR

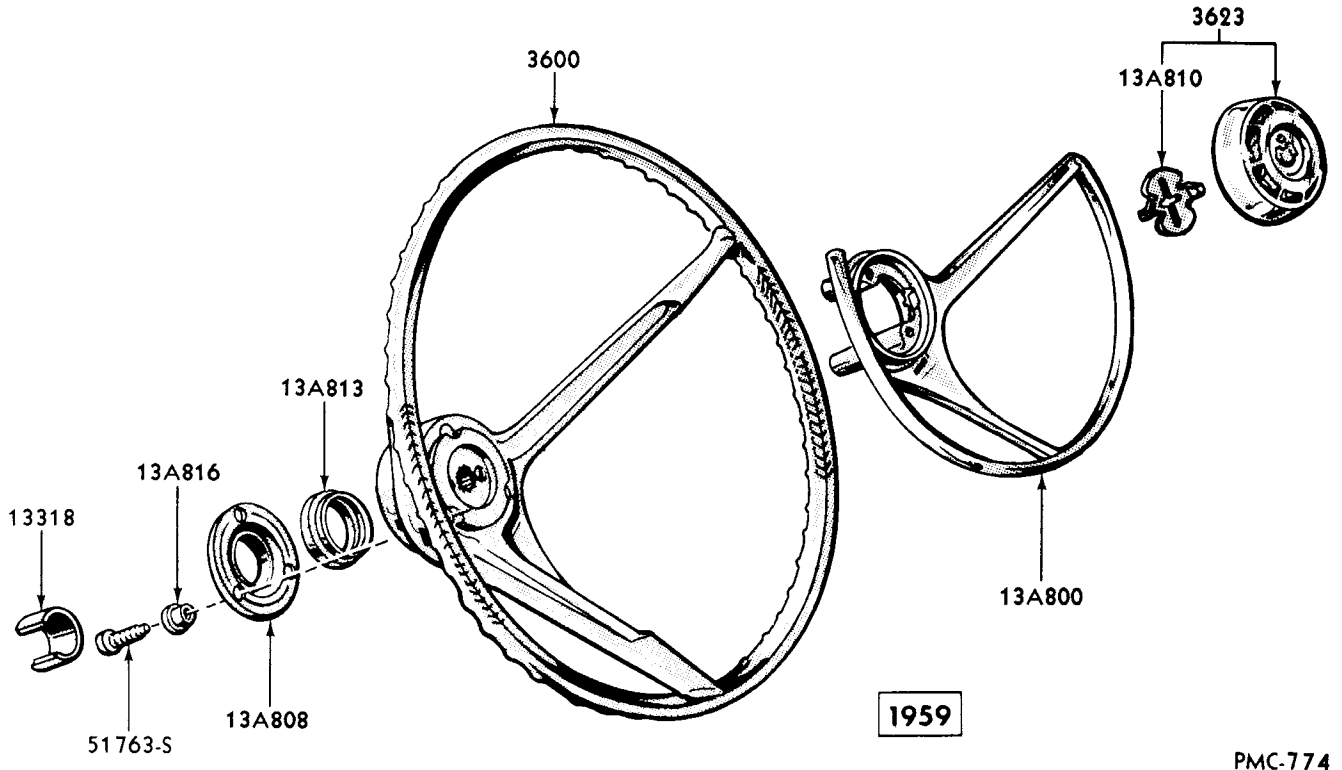




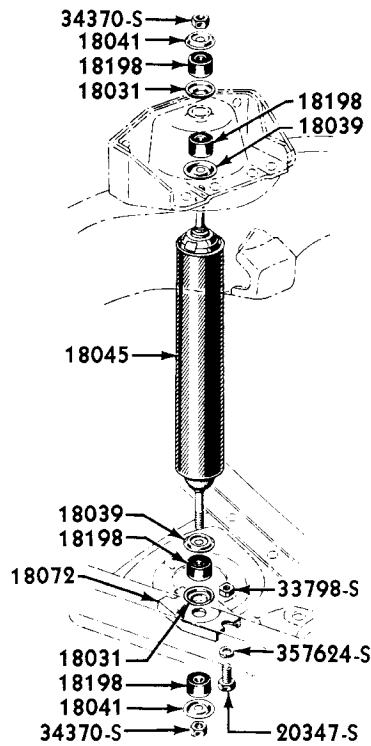


STABILIZER



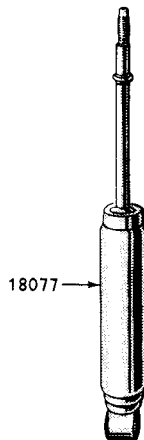
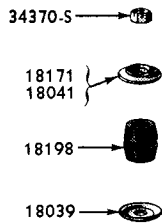


STEERING WHEEL - HORN RING



1956

PMC-220

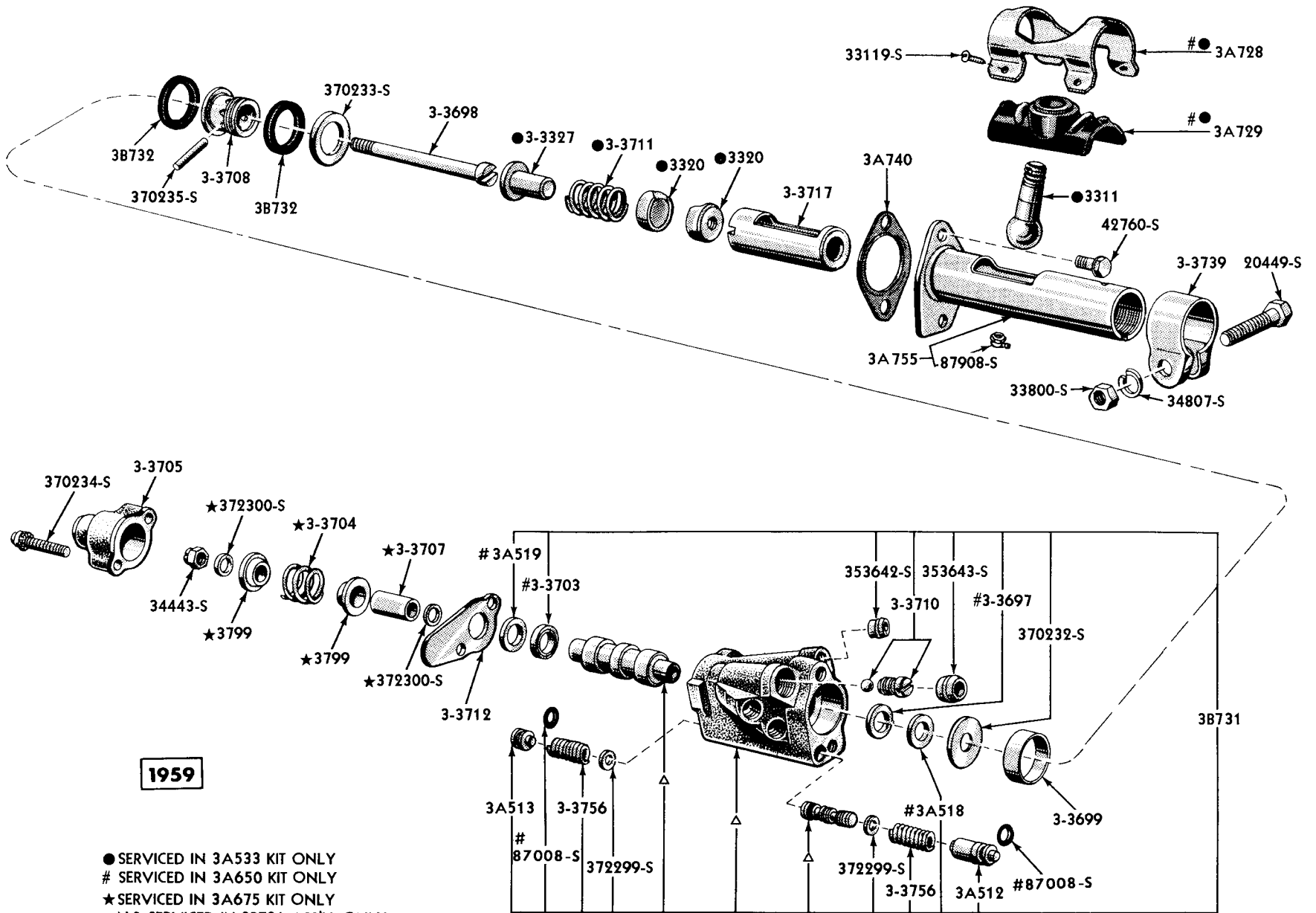


1957-59

PMC-312

FRONT SHOCK ABSORBER

72A



FOR COMPLETE VALVE SEE BASIC PART NUMBER 3A730

CONTROL VALVE for CRANKSHAFT POWER STEERING

PMC-1097

MEMO

Front Suspension

GROUP AND PART NUMBER	DESCRIPTION, SIZE, ETC.	NO. REQ'D	MODEL OR ENGINE CUBIC INCH DISPLACEMENT	YEAR 19__
3-3001 BAFFLE (POWER STEERING OIL RESERVOIR FILTER ELEMENT)				
PB7M 33001-A	Use with all vane type belt driven P/S pumps - ⊕4049019	1	All	57/58
3-3004 CUP (FRONT SUSPENSION COMPRESSION BUMPER MOUNTING)				
MG 33004-D		2	All	57
3A006 CAP (POWER STEERING OIL RESERVOIR FILLER)				
B4AZ 3A006-B	⊕AG-33536-A, EB5A-33536-A ☆ 1956 - all ☆ 1957 - use with roller type belt driven P/S pump ☆ 1958 - use on models 58C,64B with service installed roller type belt driven P/S pump	1	All☆	56/58
B8MY 3A006-A	Use on models with (4) bolt mounted crankshaft driven P/S pump with A/C - ⊕5750297, EPB8M-33536-A	1	All	58/59
3A009 PLATE (FRONT SUSPENSION UPPER ARM MOUNTING)				
B9MY 3A009-B	Also serviced in 3047 kit - ⊕B9MM-33092-D	2	All	59
3019-20 BUMPER (FRONT SUSPENSION LOWER ARM)				
MC 3019-A	R. H. (a)	1	All	56
MC 3020-A	L. H. (a)	1	All	56
MG 33006-C		2	All	57
MK 3019-B	R. H. - rubber curved on two sides	1	All	58
MK 3020-B	L. H. - rubber curved on two sides	1	All	58
B9MM 3019-A	R. H. (b)	1	All	59
B9MM 3020-A	L. H. (b)	1	All	59
33800-S8	Nut-hex. -3/8"-24-to attach bumper and ball joint to lower arm	2	a	
357629-S7	Lockwasher-3/8"-to attach bumper to lower arm	2	a	
371933-S	Nut-hex.lock-3/8"-16-attach bumper to lower arm	2	b	
3025 BUMPER (FRONT SUSPENSION REBOUND)				
MB 3025-A		(a) 2	All	56
B9M 3025-A		(b) 2	All	57/59
33800-S8	Nut-hex. -3/8"-24-upper bumper to upper control arm	2	a	
357629-S7	Lockwasher-3/8"-upper bumper to upper control arm	2	a	
371933-S	Nut-hex.lock-3/8"-16-attach bumper to upper arm	2	b	
3042 ARM BUSHING & JOINT (FRONT SUSPENSION) LOWER				
B9MM 3042-N	R. H. - see group 3051 for L. H. ☆ When replacing arm on all 1957 models and 1958 models built prior to 1-2-58 also use appropriate 3048 kit and 3019 bumper	1	All☆ except 58C, 64B	57/58
COMM 3042-L	R. H. - see group 3051 for L. H.	1	All	58/59
3-3042 WASHER (FRONT SUSPENSION UPPER ARM BUSHING)				
B4A 3090-A	⊕AD-33090-A	2	All	56
B4A 3091-A	Also serviced in 3047 and 3048 kits -⊕LA-33091-B	8	All	56
MG 33042-A	NS-Serviced in 3048 kit only	2	All	57/59
AJ 33042-B	NS-Serviced in 3047 and 3048 kits only	2	All	57 & 59

Front Suspension

GROUP AND PART NUMBER	DESCRIPTION, SIZE, ETC.	NO. REQ'D	MODEL OR ENGINE CUBIC INCH DISPLACEMENT	YEAR 19__
3043 SHIM (FRONT SUSPENSION UPPER ARM MOUNTING)				
COAA 3043-A	.030" thick ☆ 1958 - also use on models 57C, 63C as shim for rear seat center arm rest	AR	All☆	56/58
COAA 3043-B	.118" thick	AR	All	56/58
3-3046 JOINT (FRONT SUSPENSION UPPER ARM BALL)				
AD 33046-D	NS-serviced in 3049 kit only (a)	2	All	56
MK 33046-A	NS-serviced in 3049 kit only	2	All	57/58
COAA 3263-C	NS-Serviced in 3049 kit only (b)	2	All	59
20389-S	Bolt-hex. hd. -3/8"-24 x 1"-attach joint to upper arm	4	b	
24523-S8	Bolt-hex. hd. -3/8"-24 x 2"-ball joint to upper arm	4	a	
33800-S	Nut-hex. -3/8"-24-attach joint to upper arm	AR	a,b	
33847-S	Lockwasher-3/8"-ball joint to upper arm & shaft	6	a	
34033-S18	Nut-hex. -9/16"-18-upper arm ball to spindle	2	a	
34034-S18	Nut-hex. -5/8"-18-lower arm ball joint to spindle	2	a	
34847-S	Washer-spring lock-3/8"-attach joint to upper arm	4	b	
72035-S8	Cotter pin-1/8" x 1"-upper arm ball spindle	2	a	
72054-S	Cotter pin-5/32" x 1-1/4"-lower arm ball joint to spindle	2	a	
87907-S	Fitting-lub. -1/4"-28-lower ball joint	2	a	
97924-S	Lubricator fitting 90°-1/4"-28	2	b	
371933-S	Locknut-hex. -3/8"-16-attach joint to upper arm	2	b	
3047 KIT (FRONT SUSPENSION UPPER ARM INNER SHAFT)				
B4A 3047-B	Consists of the following - (1) AD-3056-C or D shaft (1) COLL-3068-A bushing (1) COLL-3A086-A bushing (1) B4A-3090-A washer (2) LA-33091-B washer (2) 33947-S2 nut (2) 34811-S2 washer	2	All	56
MHK 3047-A	Use prior to 2-27-57 - Consists of the following - (1) AJ-3056-A shaft (2) MG-3068-A bushing (2) AJ-33042-B washer (2) 20411-S8 bolt (2) 34783-S7 washer	2	All	57
MJK 3047-C	Use after 2-27-57 - Consists of the following - (1) AJ-3056-C shaft (2) AJ-3068-D bushing (2) AJ-33042-A washer (2) 20411-S8 bolt (2) 33846-S nut (2) 34783-S7 washer (2) 34784-S washer (2) 37067-S100 seal (2) 359465-S bolt	2	All	57/58
59MK 3047-A	Consists of the following - (1) B9M-3056-A shaft (2) AJ-3068-E bushing (1) B9MM-33092-D plate (2) 34784-S washer (2) 370367-S100 seal (2) 372316-S8 bolt	2	All	59

Front Suspension

GROUP AND PART NUMBER	DESCRIPTION, SIZE, ETC.	NO. REQ'D	MODEL OR ENGINE CUBIC INCH DISPLACEMENT	YEAR 19_____
3048 KIT (FRONT SUSPENSION LOWER CONTROL ARM MOUNTING)				
B6A 3048-A	Consists of the following - (2) AD-3057-C or D bolt (2) COLL-3069-A bushing (1) AF-3099-A spacer (2) LA-33091-B washer (2) 33947-S2 nut (2) 34811-S2 washer	2	All	56
59MK 3048-B	Consists of the following - (1) AJ-3055-A bolt (1) MK-3057-B bolt (1) MK-3061-A spacer (1) COAA-3069-A bushing (1) COAA-3069-B bushing (1) AJ-33042-B washer (1) MG-33042-A washer (1) 20451-S8 bolt (1) 34783-S7 lockwasher (1) 55722-S nut	2	All	57/59
3049 KIT (FRONT SUSPENSION SPINDLE SUPPORT) UPPER				
B5A 3049-A	Consists of the following - (1) B4A-3054-A cover (1) B4A-3055-A shield (1) B4A-3058-A retainer (1) B4A-3332-A seal (1) AD-33046-D ball joint (2) 24523-S8 washer (1) 33800-S8 nut (1) 34033-S18 nut (1) 34847-S8 washer (1) 72035-S7-8 c/pin	2	All	56
B8A 3049-A	Consists of the following - (1) MK-33046-A joint (1) AJ-33055-A cover (1) AJ-33056-A shield (1) AJ-33057-A or B seal (2) 20389-S8 bolt (1) 33800-S8 nut (1) 34033-S18 nut (1) 34847-S7 lockwasher (1) 72035-S c/pin	2	All	57/58
COAZ 3049-A	Consists of the following - (1) COAA-3263-C joint (1) AJ-33055-A cover (1) AJ-33056-A shield (1) AJ-33057-A or B seal (2) 20389-S8 bolt (2) 33800-S8 nut (1) 34033-S8 nut (2) 34847-S8 lockwasher (1) 72035-S cotter pin	2	All	59

Front Suspension

GROUP AND PART NUMBER	DESCRIPTION, SIZE, ETC.	NO. REQ'D	MODEL OR ENGINE CUBIC INCH DISPLACEMENT	YEAR 19__
3050 KIT (FRONT SUSPENSION SPINDLE SUPPORT) LOWER				
B5A 3050-A	Consists of the following - (1) B4A-3069-B cover (1) B4A-3070-A retainer (1) B4A-3332-B seal (1) AD-33059-D ball joint (2) 33846-S8 nut (1) 34034-S18 nut (2) 34809-S8 washer (1) 72045-S c/pin (2) 351761-S8 bolt	2	All	56
MHK 3050-B	Consists of the following - (1) B9MM-33059-B joint (1) AJ-33068-A cover (1) AJ-33070-A seal (2) 20389-S8 bolt (2) 33800-S8 nut (1) 34034-S18 nut (2) 34807-S8 washer (1) 72045-S c/pin	2	All	57
58MK 3050-C	Consists of the following - (1) B9MM-33059-B joint assy. (1) AJ-33068-A cover (1) AJ-33070-A seal (2) 20389-S8 bolt (2) 33800-S8 nut (1) 34034-S8 nut (2) 34807-S8 washer (1) 72045-S cotter pin	2	All	58
COMY 3050-A	Consists of the following - (1) COMM-3395-B joint (1) AJ-33068-A cover (1) AJ-33070-A seal (2) 20389-S8 bolt (2) 33800-S8 nut (1) 34034-S8 nut (2) 34847-S8 lockwasher (1) 72035-S cotter pin	2	All	59
3051 ARM BUSHING & JOINT (FRONT SUSPENSION) LOWER				
B9MM 3051-N	L. H. - see group 3042 for R. H. ☆ When replacing arm on all 1957 models and 1958 models built prior to 1-2-58 also use appropriate 3048 kit and 3020 bumper	1	All* except 58C, 64B	57/58
MK 3051-Y	L. H. - see group 3042 for R. H.	1	58C, 64B	58
COMM 3051-L	L. H. - see group 3042 for R. H.	1	All	59
3054 SHIM (FRONT SUSPENSION LOWER ARM FRONT MOUNTING BOLT)				
LA 3054-A	.060" thick	AR	All	56
LA 3054-B	.118" thick	AR	All	56
MG 3054-B	.060" thick	AR	All	57
B5A 3054-A	.060" thick - ⊕AF-3054-A	AR	58C, 64B	58
MK 3054-A	.060" thick	AR	All except 58C, 64B	58/59
MK 3054-B	.118" thick	AR	All except 58C, 64B	58/59
3055 BOLT (FRONT SUSPENSION LOWER ARM REAR MOUNTING)				
AJ 3055-A	NS-Serviced in 3048 kit only	2	All	57/59

Front Suspension

GROUP AND PART NUMBER	DESCRIPTION, SIZE, ETC.	NO REQ'D	MODEL OR ENGINE CUBIC INCH DISPLACEMENT	YEAR 19__
3-3055 COVER (FRONT SUSPENSION UPPER ARM BALL JOINT DUST)				
B4A 3054-A	NS-serviced in 3049 kit only - ⊕AD-33055-B	2	All	56
AJ 33055-A	NS-serviced in 3049 kit only	2	All	57/59
3056 SHAFT (FRONT SUSPENSION UPPER ARM) INNER				
AD 3056-C	NS-serviced in 3047 kit only (a)	2	All	56
AJ 3056-A	NS-serviced in 3047 kit only	2	All	57
AJ 3056-C	NS-serviced in 3047 kit only	2	All	58
B9M 3056-A	NS-serviced in 3047 kit only (b)	2	All	59
24554-S7	Bolt-hex. hd. -1/2"-20 x 2-1/2"-upper shaft to frame	4	a	
33846-S8	Nut-hex. -1/2"-20-upper shaft to frame	4	a	
33947-S2	Nut-hex. -5/8"-18-arm and bushing to frame	4	a	
33947-S2	Nut-light hex. jam-5/8"-18-shaft to upper arm	4	a	
34811-S2	Lockwasher-spring-5/8"-shaft to upper arm	4	a	
357626-S7	Lockwasher-1/2"-upper shaft to frame	4	a	
372519-S	Bolt-hex. hd. -9/16"-18 x 1-11/16" long-shaft to mounting plate	4	b	
372520-S	Lockwasher-9/16"-shaft to mounting plate	4	b	
3-3056 SHIELD (FRONT SUSPENSION UPPER ARM JOINT DUST)				
B4A 3055-A	Also serviced in 3049 kit - ⊕AD-33056-B	2	All	56
AJ 33056-A	NS-serviced in 3049 kit only	2	All	57/59
3057 BOLT (FRONT SUSPENSION LOWER ARM MOUNTING) FRONT				
AD 3057-C	NS-serviced in 3048 kit only (a)	4	All	56
MG 3057-B	NS-serviced in 3048 kit only	2	All	57
MK 3057-B	NS-serviced in 3048 kit only	2	All	58/59
34811-S2	Lockwasher-5/8"-arm & bushing to frame	4	a	
3-3057 SEAL (FRONT SUSPENSION UPPER ARM BALL JOINT DUST)				
AJ 33057-A	NS-serviced in 3049 kit only	2	All	57/59
3058 RETAINER (FRONT SUSPENSION UPPER ARM BALL JOINT DUST SEAL)				
B4A 3058-A	NS-serviced in 3049 kit only - ⊕AD-33058-A	2	All	56
3-3059 JOINT (FRONT SUSPENSION LOWER ARM BALL)				
AD 33059-D	NS-serviced in 3050 kit only	2	All	56
MK 33059-A	NS-serviced in 3050 kit only	2	All	57/58
COMM 3395-B	NS-serviced in 3050 kit only (a)	2	All	59
20389-S8	Bolt-hex. hd. -3/8"-24 x 1"-attach ball joint to lower arm	4	a	
33800-S8	Nut-hex. -3/8"-24-attach ball joint to lower arm	4	a	
34807-S8	Lockwasher-3/8"-attach ball joint to lower arm	4	a	
87907-S	Lubricator fitting-1/4"-28	2	a	
3061 SPACER (FRONT SUSPENSION LOWER ARM)				
MK 3061-A	Also serviced in 3048 kit	2	All	57/58
3068 BUSHING (FRONT SUSPENSION UPPER ARM INNER SHAFT)				
LA 3068-A	Also serviced in 3047 kit	2	All	56
MG 3068-A	NS-serviced in 3047 kit only	4	All	57
AJ 3068-E	NS-serviced in 3047 kit only (a)	4	All	58/59
370367-S100	Seal-49/64" I.D. "o" ring	4	a	

Front Suspension

GROUP AND PART NUMBER	DESCRIPTION, SIZE, ETC.	NO. REQ'D	MODEL OR ENGINE CUBIC INCH DISPLACEMENT	YEAR 19_____
3-3068 COVER (FRONT SUSPENSION LOWER ARM BALL JOINT DUST)				
B4A 3069-B	Also serviced in 3050 kit - ⊕AD-33068-C	2	All	56
AJ 33068-A	NS-serviced in 3050 kit only	2	All	57/59
3069 BUSHING (FRONT SUSPENSION LOWER ARM MOUNTING BOLT)				
COLL 3069-A	NS-serviced in 3048 kit only	2	All	56
COAA 3069-A	Front - also serviced in 3048 kit (a)	2	All	57/59
COAA 3069-B	Rear - also serviced in 3048 kit (b)	2	All	57/59
20451-S	Bolt-hex. hd. - 7/16"-20 x 1-3/8" long-attach bushing to mounting bolt	2	b	
34783-S8	Spring lockwasher-7/16"-attach bushing to mounting bolt	2	b	
55722-S	Nut-lock-hex. -5/16"-18-attach bushing to mounting bolt	2	a	
3070 RETAINER (FRONT SUSPENSION LOWER ARM BALL JOINT DUST SEAL)				
B4A 3070-A	NS-serviced in 3050 kit only - ⊕AD-33069-A	2	All	56
3-3070 SEAL (FRONT SUSPENSION LOWER ARM BALL JOINT DUST)				
AJ 33070-A	NS-serviced in 3050 kit only	2	All	57/59
3078-9 ARM (FRONT SUSPENSION) LOWER				
B6A 3078-B	R. H. - ⊕AD-3078-F (a)	1	All	56
B6A 3079-B	L. H. - ⊕AD-3079-F (a)	1	All	56
33809-S	Lockwasher-1/2"-ball joint to lower arm	4	a	
33846-S8	Nut-hex. -1/2"-20-ball joint to lower arm	4	a	
351761-S8	Bolt-hex. hd. -1/2"-20 x 2-1/16"-ball joint to lower arm	4	a	
3082-3 ARM (FRONT SUSPENSION) UPPER				
AD 3082-B		2	All	
B8A 3082-C	R. H. - ⊕AJ-3082-F	1	All	56
B8A 3083-C	L. H. - ⊕AJ-3083-F	1	All	57/58
PB9M 3082-A	R. H. - ⊕4846367	1	All	57/58
PB9M 3083-A	L. H. - ⊕4846369	1	All	59
3087 BUSHING (FRONT SUSPENSION UPPER ARM INNER SHAFT) REAR				
B4A 3087-A	Also serviced in 3047 kit - ⊕AD-33087-B	2	All	56
3-3098 PLATE (POWER STEERING OIL RESERVOIR COVER HOLD DOWN)				
PB7M 33098-A	Use with all vane type belt driven P/S pumps - ⊕4049031	1	All	57/58

Steering Gear

GROUP AND PART NUMBER	DESCRIPTION, SIZE, ETC.	NO. REQ'D	MODEL OR ENGINE CUBIC INCH DISPLACEMENT	YEAR 19__
3099 SPACER (FRONT SUSPENSION LOWER ARM)				
AF 3099-A	NS-serviced in 3048 kit only	2	All	56
3102-3 SPINDLE (FRONT WHEEL)				
AD 3105-C	Includes nut	(a) 2	All	56
MG 3102-A	R. H.	1	All except 57C, 63C, 76C	57/58
MG 3103-A	L. H.	1	All except 57C, 63C, 76C	57/58
MK 3102-A	R. H.	1	57C, 63C, 76C	58
MK 3103-A	L. H.	1	57C, 63C, 76C	58
B9MM 3102-A	R. H.	(b) 1	56, 57A, 58A, 63A, 64A, 77	59
B9MM 3103-A	L. H.	(b) 1	56, 57A, 58A, 63A, 64A, 77	59
B9MM 3102-B	R. H.	(b) 1	57B, C, 58B, 63B, C, 76	59
B9MM 3103-B	L. H.	(b) 1	57B, C, 58B, 63B, C, 76	59
33800-S8	Nut-hex. -3/8"-24-to attach bumper to lower arm	2	a	
34032-S7	Nut-castle-1/2"-20	4	a	
34033-S8	Nut-hex. slotted-9/16"-18-spindle to upper arm ball joint	2	b	
34034-S8	Nut-hex. slotted-5/8"-18-spindle to lower arm ball joint	2	b	
72035-S7-8	Cotter pin-1/8" x 1"-to secure nut to upper arm ball joint	AR	a, b	
72045-S8	Cotter pin-5/32" x 1-1/8"-to secure 34034-S8 nut to lower arm ball joint	2	b	
72054-S	Cotter pin-5/32" x 1-1/4"	2	a	
351129-S	Nut-hex. slotted-7/8"-20	2	a	
355635-S7	Bolt-rd. hd. -1/2"-20 x 2-1/4"-to spindle-lower front	4	a	
356694-S	Bolt-hex. hd. -3/8"-24 x 1-5/32"-to attach bumper to lower arm	4	a	
357629-S7	Lockwasher-3/8"-to attach bumper to lower arm	2	a	
371435-S	Nut-hex. slotted-3/4"-16-to attach front wheel hub to spindle	2	b	
3-3117 SPACER (FRONT SHOCK ABSORBER BRACKET)				
PB6L 33117-A	Use with heavy duty shock absorbers - #4049677	2	57C, 63C, 76C	58
3130-1 ARM (STEERING SPINDLE)				
AD 3130-B	R. H.	(a) 1	All	56
AD 3131-B	L. H.	(a) 1	All	56
72035-S7	Cotter pin-1/8" x 1"-valve to pitman arm	2	a	
351059-S	Nut-hex. slotted-1/2"-20-valve to pitman arm	2	a	
354248-S8	Bolt-round hd. -1/2"-20 x 2-1/4"-to spindle-lower front	4	a	
3263 JOINT (FRONT SUSPENSION UPPER ARM BALL)				
	See basic part number 3-3046			

Steering Gear

GROUP AND PART NUMBER	DESCRIPTION, SIZE, ETC.	NO. REQ'D	MODEL OR ENGINE CUBIC INCH DISPLACEMENT	YEAR 19__	
3280-1-2 ROD & BALL STUD (STEERING SPINDLE ARM)					
MB 3280-A		(a)	2	All	56
MG 3280-A		(b)	2	All	57/58
B9MM 3280-A	R.H. - use on all models with standard steering and on models with 383 and 430 C.I.D. engine with P/S built prior to 10-15-58	(c, d)	1	All	59
B9MM 3281-A	L.H. - use on all models with standard steering and on models with 383 and 430 C.I.D. engine with P/S built prior to 10-15-58	(c, d)	1	All	59
B9MM 3280-B	R.H. - use on all models with standard steering and on models with 383 and 430 C.I.D. engine with P/S built after 10-15-58	(c, d)	1	All	59
B9MM 3281-B	L.H. - use on all models with standard steering and on models with 383 and 430 C.I.D. engine with P/S built after 10-15-58	(c, d)	1	All	59
B9MM 3282-A	Use with P/S and 312 C.I.D. engine	(c)	2	All	59
72035-S7-8	Cotter pin-1/8" x 1"-secure bolt to connecting link		2	a, c	
73035-S7	Cotter pin-1/8" x 1"-conn. rod assy. to conn. line		2	b	
87907-S8	Lubricator fitting-1/4"-28		2	d	
87924-S8	Fitting-lub. -1/4"-28 x 1/2"-elbow type		2	a	
351059-S	Nut-slotted hex. -1/2"-20-idler arm to bracket and link		2	a, c	
3287 CLAMP (SPINDLE CONNECTING)					
B7A 3287-A	⊕AF-3287-A	(a)	4	All	56/59
34443-S	Nut-hex. -lock-5/16"-24-attach clamp to sleeve and connecting rod		4	a	
358655-S	Bolt-hex. hd. -5/16"-24 x 1-3/8" long-attach clamp to sleeve and connecting rod		4	a	
3289-90 END ASSEMBLY (SPINDLE CONNECTING ROD)					
8M 3289	NS-Serviced in 3270 kit only	(a)	2	All	56/57
MK 3289-A	NS-R.H. - serviced in 3289 kit only ☆ 1958 - all ☆ 1959 - use with belt driven P/S	(a)	1	All☆	58/59
MK 3290-A	N.S. -L.H. - serviced in 3290 kit only ☆ 1958 - all ☆ 1959 - use with belt driven P/S	(a)	1	All☆	58/59
PB9M 3289-A	NS-R.H. - use on all models with standard steering and on models with 383 and 430 C.I.D. engine with P/S - serviced in 3289 kit only - ⊕4847468	(a)	1	All	59
PB9M 3290-A	NS-L.H. - use on all models with standard steering and on models with 383 and 430 C.I.D. engine with P/S - serviced in 3290 kit only - ⊕4847469	(a)	1	All	59
72035-S7-8	Cotter pin-1/8" x 1"-secure slotted bolt to end assy.		2	a	
87907-S8	Fitting-lub. -1/4"-28		2	a	
351059-S8	Nut-slotted-1/2"-20-attach end assy. to spindle		2	a	

Steering Gear

GROUP AND PART NUMBER	DESCRIPTION, SIZE, ETC.	NO. REQ'D	MODEL OR ENGINE CUBIC INCH DISPLACEMENT	YEAR 19__
3289-90 KIT (SPINDLE CONNECTING ROD)				
MJK 3289-A	R. H. Consists of the following - (1) MK-3289-A end assy. (1) 8M-3332 seal (1) 72035-S7-8 cotter pin (1) 87907-S8 fitting (1) 87924-S8 fitting (1) 351059-S nut ☆ 1958 - all ☆ 1959 - use with belt driven P/S	1	All☆	56/59
MJK 3290-A	L. H. Consists of the following - (1) MK-3290-A end assy. (1) 8M-3332 seal (1) 72035-S7-8 cotter pin (1) 87907-S fitting (1) 87924-S8 fitting (1) 351059-S nut ☆ 1958 - all ☆ 1959 - use with belt driven P/S	1	All☆	56/59
59MK 3289-A	R. H. - use on all models with standard steering and on models with 383 and 430 C.I.D. engine with P/S Consists of the following - (1) PB9M-3289-A end (1) 8M-3332 seal (1) 72026-S cotter pin (2) 87907-S8 fitting (1) 351059-S8 nut	1	All	59
59MK 3290-A	L. H. - use on all models with standard steering and on models with 383 and 430 C.I.D. engine with P/S Consists of the following - (1) PB9M-3290-A end (1) 8M-3332 seal (1) 72026-S cotter pin (2) 87907-S8 fitting (1) 351059-S8 nut	1	All	59
3304-5 LINK (STEERING CONNECTING)				
MB 3304-A	Use with P/S prior to recirculating ball steering gear (c)	1	All	56
MC 3304-B	Use with P/S with recirculating ball steering gear (c)	1	All	56
MB 3305-B	Use with standard steering prior to recirculating ball steering gear (c)	1	All	56
MC 3305-A	Use with standard steering with recirculating ball steering gear (c)	1	All	56
MG 3304-A	Use with P/S (a)	1	All	57/58
MG 3305-A	(b)	1	All	57/58
CONTINUED ON NEXT PAGE				

Steering Gear

GROUP AND PART NUMBER	DESCRIPTION. SIZE. ETC.	NO. REQ'D	MODEL OR ENGINE CUBIC INCH DISPLACEMENT	YEAR 19__
3304-5 LINK (STEERING CONNECTING) CONTINUED				
B9MM 3304-A	P/S with 383 and 430 C.I.D. engine	1	All	59
B9MM 3304-B	P/S with 312 C.I.D. engine (d)	1	All	59
PB9M 3305-C	Standard steering with 383 and 430 C.I.D. engine - @4848033 (e)	1	All	59
B9M 3A517-A	Standard steering with 312 C.I.D. engine (e)	1	All	59
B9MM 3A517-B	Standard steering with 430 C.I.D. engine (e)	1	All	59
20429-S8	Bolt-hex. hd. -3/8"-24 x 1-1/4"-link to frame	2	a	
33800-S8	Nut-3/8"-24-conn. link & brkt. assy. to frame	2	b	
34424-S7	Locknut-1/2"-20-cylinder to cross-link	1	c	
34782-S7	Lockwasher-special-3/8"-link to frame assy.	2	a	
45557-S8	Bolt-hex. hd. -3/8"-24 x 3-3/4" conn. link & assy. to frame	2	b	
72035-S8	Cotter pin-1/8" x 1"-stud to pitman arm	1	c	
72089-S	Cotter pin-1/8" x 1-3/4"-hold plug in link	1	c	
87907-S8	Lubricator fitting -1/4"-28	2	d	
87918-S8	Fitting-lub. -1/8"-27 x 7/8"-90°	1	c	
351059-S8	Nut-slotted hex. -1/2"-20-link ball stud & stud to pitman arm	2	c	
351633-S8	Nut-rivet type-3/8"-24-link to frame assy.	2	a	
353600-S8	Washer-cup-1-7/32"I.D. x 1-21/64"O.D. - cylinder to bracket	1	c	
353601-S8	Washer-cup-5/8" I.D. x 1-21/64" O.D. - cylinder to bracket	1	c	
358032-S8	Fitting-85° -special thread	1	e	
3310 SLEEVE (DRAG LINK ADJUSTING)				
B7A 3310-A	@AF-3310-A (a)	2	All	56/58
COAA 3310-A		2	All	59
20427-S8	Bolt-hex. hd. -5/16"-24 x 1-1/4"-clamp to sleeve	4	a	
34443-S7	Locknut-5/16"-24-clamp to sleeve	4	a	
3311 STUD (SPRING LOADED CROSS LINK)				
AB 3311-C	NS-Serviced in 3312 kit only	1	All	56/59
AJ 3311-A	NS-Use with P/S - serviced in 3312 kit only	1	All	57/59
3312 KIT (CONTROL VALVE BALL & DRAG LINK BALL STUD) REPAIR				
	See basic part number 3A533			
3313 KIT (POWER STEERING CYLINDER END MOUNTING BUSHING)				
B4A 3313-A	Consists of the following - (2) AB-33644-B bushing (1) 34424-S7 locknut (1) 353600-S8 washer (1) 353601-S8 washer	1	All	56
MHK 3313-A	Consists of the following - (2) AB-33644-B bushing (1) 33943-S8 nut (1) 45220-S7 nut (1) 353600-S8 washer	1	All	57/58
59MK 3313-A	Consists of the following - (2) B9MM-33644-A bushing (1) 33943-S8 nut (1) 45220-S7 nut (1) 353600-S8 washer	1	All	59

Steering Gear

GROUP AND PART NUMBER	DESCRIPTION, SIZE, ETC.	NO. REQ'D	MODEL OR ENGINE CUBIC INCH DISPLACEMENT	YEAR 19__
3314 KIT (POWER STEERING CYLINDER PISTON ROD END BUSHING)				
B3A 3314-A	Consists of the following - (2) AB-33642-B insulator (1) AB-33643-B washer (1) AB-33647-B washer (1) 33927-S7 nut (1) 45219-S locknut	1	All	56
B7A 3314-A	Consists of the following - (1) AJ-3652-A spacer (2) AB-33642-B insulator (2) AJ-33643-A washer (1) 33925-S8 nut (1) 45218-S8 nut	1	All	57/59
3315 KIT (POWER STEERING CYLINDER SEAL) REPAIR				
B5A 3315-A	Consists of the following - (1) AF-33656-A seal (1) AF-33658-A seal (1) AF-33659-A scraper (1) AF-33738-A bushing (1) 353650-S snap ring	1	All	56
B7A 3315-A	Consists of the following - (1) AJ-33656-A seal (1) AJ-33658-A seal (1) AJ-33659-A scraper (1) AJ-33738-A bushing (1) 358639-S8B snap ring	1	All	57/59
3316 KIT (POWER STEERING CONTROL VALVE) REPAIR				
B5A 3316-A	Consists of the following - (1) AC-33697-A seal (1) AF-33703-A packing (1) AF-33706-A bushing (1) AF-33709-A bushing	1	All	56
MHK 3316-A	Consists of the following - (1) AJ-33697-A seal (1) AJ-33703-A seal (1) AJ-33713-A shield (1) 34443-S nut	1	All	57/58
59MK 3316-C	Use with belt driven P/S - Consists of the following - (1) AJ-33697-A seal (1) B9MM-33703-C seal (1) AJ-33713-A shield	1	All	59
B9MY 3A650-A	Use with crankshaft driven P/S - Consists of the following - (1) B9MM-3A518-B bushing (1) B9MM-3A519-C bushing (1) B9MM-33697-B seal (1) B9MM-33703-D seal (2) AJ-33713-A shield (2) 87008-S94 "o" ring	1	All	59
3317 KIT (POWER STEERING CONTROL VALVE CENTERING SPRING) REPAIR				
	See basic part number 3A675			
3320 SEAT (STEERING CONNECTING LINK EXTENSION BALL STUD)				
LA 3320-A	NS-use with P/S - serviced in 3312 kit only	2	All	56
AD 3320-A	NS-serviced in 3312 kit only	2	All	56/ 59
AJ 3320-A	NS-use with P/S - serviced in 3312 kit only	2	All	57/ 59

Steering Gear

GROUP AND PART NUMBER	DESCRIPTION, SIZE, ETC.	NO. REQ'D	MODEL OR ENGINE CUBIC INCH DISPLACEMENT	YEAR 19__
3327 SPRING (SPRING LOADED CROSS LINK)				
AB 3327-B	NS-serviced in 3312 kit only	2	All	56/59
3-3327 BUMPER (STEERING CONNECTING LINK BALL STUD SEAT)				
AB 33327-A	NS-serviced in 3312 kit only	2	All	56/59
AJ 33327-A	NS-use with P/S - serviced in 3312 kit only	1	All	56/59
3328 PLUG (CROSS LINK)				
AB 3328-B	NS-serviced in 3312 kit only	1	All	56/59
72089-S	Cotter pin-1/8" x 1-3/4"-retain plug in steering connecting link	1	a	
3332 SEAL (STEERING LINKAGE BALL STUD)				
8M 3332	Also serviced in 3270, 3289 and 3290 kit	AR	All	56/59
3332 SEAL (CROSS LINK STUD)				
B2A 3332-A	Spring loaded cross link stud - also serviced in 3312 kit - ⊕AB-33332-B	1	All	56/59
3332 SEAL (UPPER ARM BALL JOINT DUST)				
B4A 3332-A	NS-serviced in 3049 kit only - ⊕AD-33057-A	2	All	56
3332 SEAL (LOWER ARM BALL JOINT DUST)				
B4A 3332-B	NS-serviced in 3050 kit only - ⊕AD-33070-B	2	All	56
3333 COVER (CROSS LINK DUST)				
B2A 3333-A	NS-steering pitman arm to steering connecting link and bracket - serviced in 3312 kit only - ⊕AB-33312-B	1	All	56/59
3351 BRACKET (STEERING IDLER ARM MOUNTING)				
AD 3351-A	Use with standard steering	(a) 1	All	56
MB 3351-A	Use with P/S	(a) 1	All	56
MJ 3351-A	☆ 1957 - all with P/S ☆ 1958 - use on models 58C,64B with service installed P/S	1	All☆	57/58
MK 3351-A	Use with standard steering	(b) 1	All	57/59
MK 3351-B	Use with P/S	1	All	58
PB9M 3351-A	Use with P/S - ⊕4847727	(b) 1	All	59
20429-S8	Bolt-hex. -3/8"-24-1-1/4"-bracket to frame	2	a	
33800-S8	Nut-hex. -3/8"-24-bracket to frame	2	a	
34670-S8	Nut-hex. -7/16"-14-attach bracket to frame	2	b	
34783-S7	Lockwasher-7/16"-attach bracket to frame	2	b	
45557-S7	Bolt-hex. -3/8"-24 x 3-3/4"-bracket to frame	2	a	
357629-S7	Lockwasher-3/8"-bracket to frame	2	a	
372471-S8	Bolt-hex. hd. -7/16"-14 x 4-1/16" long-attach bracket to frame	2	b	
3352 KIT (STEERING IDLER ARM & BUSHING)				
B5A 3352-A	Use with standard steering Consists of the following - (1) AD-3355-D arm (2) MB-3356-A bushing (2) 8M-3359 seal (2) 87918-S8 fitting	1	All	56

CONTINUED ON NEXT PAGE

Steering Gear

GROUP AND PART NUMBER	DESCRIPTION, SIZE, ETC.	NO. REQ'D	MODEL OR ENGINE CUBIC INCH DISPLACEMENT	YEAR 19__
3352 KIT (STEERING IDLER ARM & BUSHING) CONTINUED				
MFK 3352-A	Use with P/S Consists of the following - (1) MB-3355-C arm (1) MA-3356-B bushing (1) MA-3358-A bushing (2) 72035-S8 cotter pin	1	All	56
MHK 3352-A	Use with P/S Consists of the following - (1) MJ-3355-A arm (1) MJ-3356-A bushing (1) MA-3358-A bushing (1) MJ-33700-A washer (2) 72026-S cotter pin	1	All	57/58
MHK 3352-B	Consists of the following - (1) AJ-3355-A arm (2) MB-3356-A bushing (2) 8M-3359 seal (2) 358032-S8 fitting	1	All	57/58
59MK 3352-A	Use with P/S - Consists of the following - (1) PB9M-3355-A arm (1) MJ-3356-A bushing (1) MA-3358-A bushing (1) COMM-3A758-A washer (2) 33987-S8 nut (2) 72026-S cotter pin (2) 371899-S washer	1	All	59
59MK 3352-B	Consists of the following - (1) PB9M-3355-B arm (2) MB-3356-A bushing (2) 8M-3359 seal (2) 358032-S8 fitting	1	All	59
3355 ARM (STEERING IDLER)				
AD 3355-D	NS-use with standard steering - serviced in 3352 kit only	1	All	56
MB 3355-C	NS-use with P/S - serviced in 3352 kit only	1	All	56
AJ 3355-A	NS-serviced in 3352 kit only (a)	1	All	57/58
MJ 3355-A	NS-use with P/S - serviced in 3352 kit only (a)	1	All	57/58
PB9M 3355-A	NS-use with P/S - serviced in 3352 kit only - ⊕4847728 (b)	1	All	59
PB9M 3355-B	NS-serviced in 3352 kit only - ⊕4848022 (b)	1	All	59
33987-S8	Nut-hex, slotted-5/8"-18-attach idler arm to bracket and connecting link	2	b	
72035-S7	Cotter pin-1/8"-1 (1) req'd. - to attach arm to steering connecting link assy. for 1957-58 (2) req'd. - to attach arm to bracket steering idler arm mounting for 1957-58 (2) req'd. - to attach idler arm to bracket and connecting link for 1959	AR	a, b	
351059-S	Nut-hex, hd. -1/2"-20 (1) req'd. - to attach arm to steering connecting link assy. (2) req'd. - to attach arm to bracket steering idler arm mounting	3	a	
CONTINUED ON NEXT PAGE				

Steering Gear

GROUP AND PART NUMBER	DESCRIPTION, SIZE, ETC.	NO. REQ'D	MODEL OR ENGINE CUBIC INCH DISPLACEMENT	YEAR 19_____
3355 ARM (STEERING IDLER) CONTINUED				
351810-S8	Washer-flat-1/2" I.D. x 1-1/4" O.D. (1) req'd. - to attach arm to connecting link assy. (2) req'd. - to attach arm to idler arm mounting	3	a	
371899-S	Washer-flat-5/8"-attach idler arm to bracket and connecting link	2	b	
3356-8 BUSHING (STEERING IDLER ARM)				
MA 3356-D	NS-use with P/S - serviced in 3352 kit only (a)	1	All	56
MA 3358-A	NS-lower - use with P/S - serviced in 3352 kit only	1	All	56/59
MB 3356-A	NS-upper - serviced in 3352 kit only (a)	2	All	56/58
		(b)	All	59
MJ 3356-A	NS-upper - use with P/S - serviced in 3352 kit only	1	All	57/59
72035-S8	Cotter pin-1/8" x 1"-idler arm to bracket & link	2	a	
87914-S8	Fitting-lub. -1/8"-27-67° angle	2	a	
351059-S	Nut-slotted-1/2"-20-idler arm to bracket & link	2	a	
351810-S8	Washer-1/2" I.D. x 1-1/4" O.D. -idler arm to bushing & bracket	2	a	
358032-S8	Fitting-80° -special thread	2	b	
3359 SEAL (STEERING IDLER ARM)				
8M 3359	Standard steering - also serviced in 3352 kit	2	All	56/59
3395 JOINT (FRONT SUSPENSION LOWER ARM BALL)				
	See basic part number 3-3059			
3-3459 INSERT (STEERING SHAFT COUPLING)				
PB9M 33459-A	⊕4847932	1	All	59
3460 SHAFT & FLANGE (STEERING GEAR)				
PB9M 3460-A	⊕2703542 (a)	1	All	59
371680-S	Locknut-hex. -5/16"-24-attach shaft and flange to steering gear	2	a	
372044-S8	Bolt-hex. hd. shoulder-5/16"-24 x 1"-attach shaft and flange to steering gear	2	a	
3-3467 WASHER (STEERING SHAFT COUPLING BOLT)				
PB9M 33467-A	⊕4847920	1-2	All	59
3A500 GEAR & FLANGE (STEERING)				
	See basic part number 3504			
3-3502 GROMMET (STEERING COLUMN TUBE OPENING)				
FEK 33502-AP		1	All except 65, 75, 76B, Conv. Cruiser	57
B9MF 33502-A(001)	Black - use with automatic transmission	1	All	59
B9MF 33502-A(048)	White - use with automatic transmission	1	All	59
B9MF 33502-A(058)	Blue - use with automatic transmission	1	All	59
B9MF 33502-A(059)	Green - use with automatic transmission	1	All	59
B9MF 33502-A(060)	Taupe (light brown) - use with automatic transmission	1	All	59

Steering Gear

GROUP AND PART NUMBER	DESCRIPTION, SIZE, ETC.	NO. REQ'D	MODEL OR ENGINE CUBIC INCH DISPLACEMENT	YEAR 19__
3504 GEAR (STEERING)				
MC 3504-D	(3) tooth gear - use to replace (2) tooth roller steering gear	(b) 1	All	56
MC 3504-E	NS-Use with recirculating ball steering gear - serviced in detail	(b) 1	All	56
MK 3504-A	Use with production installed P/S	1	All	57/58
MG 3504-A		1	58C, 64B	58
WAT 3504-B	Std. - also use with dealer installed P/S - with bushing type bearings	(a) 1	All except 58C, 64B	58
B9M 3A500-B	Use with production installed P/S - coded YELLOW	(c) 1	All	59
B9RM 3504-A	Use with standard steering and service installed P/S - code WHITE	(c) 1	All	59
34783-S7	Lockwasher spring-7/16"-attach steering gear to frame	3	c	
34808-S7	Washer-lock-7/16"-use with 351988-S bolt to attach P/S gear assy. to frame	3	a	
87603-S	Plug-pipe-3/8"-18-filler plug	1	b	
87710-S	Plug filler-3/8"-18	1	c	
87731-S	Plug-3/8"-18	1	b	
351988-S8	Bolt-7/16"-14 x 3-3/4"-use to attach P/S gear assy. to frame	3	a	
356420-S	Washer-special flat-7/16" I.D. x 1" O.D. -attach steering gear to frame	3	a, c	
372471-S	Bolt-hex. hd. -7/16"-14 x 4-11/16" long-attach steering gear to frame	3	c	
3509 FLANGE & BEARING (STEERING COLUMN TUBE)				
B8S 3511-A	⊕FDT-3509-A ☆ 1956 - all ☆ 1958 - use on models 58C, 64B	(a) 1	All☆	56 & 58
FEW 3509-AP		1	All except 58C, 64B	57/58
33921-S13	Nut-hex. -1/4"-28	2	a	
34805-S8	Lockwasher-1/4"	2	a	
3511 FLANGE (STEERING COLUMN TUBE)				
PB9M 3511-A	Use with standard transmission - ⊕2701184	1	All	59
PB9M 3511-B	Use with automatic transmission - ⊕2703587	1	All	59
3C511 SUPPORT (POWER STEERING PUMP)				
B4AZ 3C511-A	⊕EBY-33559-A	(a) 1	All	56
B6LY 3C511-B	Use with 368 engine only - ⊕ECV-33559-B	1	All	57
B7A 33559-A	Use with 312 engine only - ⊕ECG-33559-A	1	All	57
B8A 33559-A	Use with production installed belt driven P/S pump - also use as A/cond. compressor mounting bracket support with 312 C. I. D. engine without P/S - ⊕EDB-33559-A	(b) 1	All	58/59
34808-S7	Lockwasher-7/16"-pump support to water pump	1	a	
45592-S	Bolt-hex. hd. -5/16"-18 x 4-3/4"-pump support to water pump	1	a	
45592-S8	Bolt-hex. hd. -5/16"-18 x 3-3/4" long-attach support to cylinder front cover	1	b	
353680-S8	Connector-pump support to water pump	1	a	
354126-S8	Bolt-hex. hd. -5/8"-18 x 1-1/8"-to water pump	1	a	
358066-S8	Plug-taper pipe thread-3/8"-18	1	a	
370851-S8	Bolt-hex. hd. -5/8"-18 x 1-1/8" long-attach support to water pump	1	b	

Steering Gear

GROUP AND PART NUMBER	DESCRIPTION, SIZE, ETC.	NO. REQ'D	MODEL OR ENGINE CUBIC INCH DISPLACEMENT	YEAR 19_____
3512 GROMMET (STEERING COLUMN TO DASH)				
B5S 3512-A	⊕BD-3512-A	1	All	56
B8S 3512-A	⊕BAP-3512-A	1	All	57/59
3A512 PLUG (POWER STEERING CONTROL VALVE REACTION SPRING - SLEEVE END)				
B9M 3A512-A	Use with crankshaft P/S	1	All	59
3513 SEAL (STEERING COLUMN OPENING)				
BV 3513-A	Use on models built prior to recirculating ball steering gear	1	All	56
BAE 3513-A		1	All	57/58
3A513 PLUG (POWER STEERING CONTROL VALVE REACTION SPRING - CAP END)				
B9M 3A513-A	Use with crankshaft P/S (a)	1	All	59
87008-S93	"O" ring-seal	2	a	
3514 TUBE (STEERING COLUMN)				
FDT 3514-AP	Std. & O/drive trans. - use on models prior to the recirculating ball steering gear - 32-3/8" long	1	All	56
FDT 3514-BP	Merc-O-Matic trans. - use on models prior to the recirculating ball steering gear - 32-3/8" long	1	All	56
FDT 3514-CP	Std. & O/drive trans. - use with recirculating ball steering gear - 30-15/16" long	1	All	56
FDT 3514-DP	Merc-O-Matic trans. - use with recirculating ball steering gear - 30-15/16" long	1	All	56
FEK 3514-AP	Use with std. & O/drive trans. (a)	1	All	57
FEK 3514-BP	Use with automatic trans. (a)	1	All	57
FEW 3514-AP	Use with std. & O/drive trans.	1	All	58
FEW 3514-BP	Use with automatic trans.	1	All except 58C, 64B	58
FEW 3514-CP	Use with automatic trans.	1	58C, 64B	58
B9MF 3514-BP	Use with auto. trans. with steering column shift	1	All	59
B9MF 3514-CP	Use with standard trans.	1	All	59
34919-S8	Washer-ext. tooth-5/16"	2	a	
359897-S8	Bolt-hex. hd. -5/16"-24 x 3-1/4"	2	a	
3517 BEARING (STEERING COLUMN) UPPER				
B8S 3517-A	⊕FDT-3517-A	1	All	56/58
FFC 3517-B		1	All	59
3A517 LINK (STEERING CONNECTING)				
	See basic part number 3304-5			
3518 SLEEVE (STEERING COLUMN UPPER BEARING)				
COAA 3A649-A		1	All	58
3A518 BUSHING (POWER STEERING CONTROL VALVE SLEEVE END)				
B9MM 3A518-B	NS-Use with crankshaft driven P/S - serviced in 3A650 kit only	1	All	59
3A519 BUSHING (POWER STEERING CONTROL VALVE SPOOL CAP END)				
B9MM 3A519-B	Use with belt driven P/S	1	All	59
B9MM 3A519-C	NS-Use with crankshaft driven P/S - serviced in 3A650 kit only	1	All	59
3520 SPRING (STEERING COLUMN UPPER BEARING)				
8M 3520		1	All	58

Steering Gear

GROUP AND PART NUMBER	DESCRIPTION, SIZE, ETC.	NO. REQ'D	MODEL OR ENGINE CUBIC INCH DISPLACEMENT	YEAR 19__
3523 GUIDE (STEERING GEAR BALL RETURN)				
B8A 3523-A	⊕AJ-3523-A ☆ 1956 - use with recirculating ball gear ☆ 1957 - all ☆ 1958-59 - use with production installed P/S	4	All☆	56/59
WAT 3523-A	Standard and service installed P/S	4	All	58/59
3524 SHAFT & RACK (STEERING GEAR)				
MC 3524-B	Used with 2 tooth roller steering gear (a)	1	All	56
MC 3524-C	Used with 3 tooth roller steering gear (a)	1	All	56
B5MY 3524-A	Used with recirculating ball steering gear - ⊕MC-3784-A (a)	1	All	56
B6MY 3524-A	⊕MG-3784-A ☆ 1957 - all ☆ 1958 - use with production installed P/S	1	All☆	57/58
B8MY 3524-A	Use with std. and service installed P/S - ⊕WAT-3784-A	1	All	58
B9MY 3524-A	Standard and service installed P/S - ⊕6450012 , EPB9M-3784-A	1	All	59
B9MY 3524-B	Use with production installed P/S - ⊕B9M-3784-A	1	All	59
33947-S2	Nut-hex. -5/8"-18	1	a	
3A525 FLANGE & INSULATOR (STEERING GEAR)				
B9MM 3A525-A	Use with production installed P/S (a)	1	All	59
B9MM 3A525-B	Use with standard and service installed P/S (b)	1	All	59
354925-S7	Pin roll-3/16" x 1-1/8" long-attach flange to shaft	1	b	
358794-S	Bolt-No.12-point hd. -3/8"-24 x 1-7/32" long-attach flange to shaft	1	a	
371751-S7	Cotter pin-3/32" x 1-3/4" long-attach flange to shaft	1	b	
3530 SHROUD (STEERING COLUMN) UPPER				
B9MF 3530-AP	Use with automatic transmission - identify by (a) (2) attaching screw holes on bottom side	1	All	59
PB9M 3530-B	Use with automatic transmission - identify by (a) (1) attaching screw hole on bottom side - ⊕2701186	1	All	59
370215-S8	Screw-pan hd. -No.10-24 x 1/2"-attach shroud to steering column tube	1-2	a	
3531 RESERVOIR ASSEMBLY (POWER STEERING PUMP)				
B9ME 3531-B	Without A/cond.	1	All	58
B9ME 3531-D	Use with crankshaft driven P/S pump (a)	1	All	59
34808-S7	Lockwasher-7/16"-use with 354484-S8 to attach P/S reservoir to engine	2	a	
354484-S8	Bolt-hex. hd. -7/16"-14 x 1-1/4"-use to attach P/S reservoir to engine	2	a	
3A531 BRACKET (POWER STEERING CYLINDER MOUNTING)				
B9MY 3A531-A	Use with crankshaft driven P/S - ⊕4847455, EPB9M-33365-A (a, b)	1	All	59
B9MY 3A531-B	Use with belt driven P/S - ⊕4847733, EPB9M-33365-B (a)	1	All	59
20408-S7	Bolt-hex. hd. -3/8"-16 x 1-1/8"-attach bracket to frame	2	a	
34670-S8	Nut-hex. -7/16"-14-attach bracket to frame	2	a	
34782-S7	Lockwasher-3/8"-attach bracket to frame	2	a	
34783-S7	Lockwasher-7/16"-attach bracket to frame	2	a	

CONTINUED ON NEXT PAGE

Steering Gear

GROUP AND PART NUMBER	DESCRIPTION, SIZE, ETC.	NO. REQ'D	MODEL OR ENGINE CUBIC INCH DISPLACEMENT	YEAR 19__
3A531 BRACKET (POWER STEERING CYLINDER MOUNTING) CONTINUED				
354135-S8	Bolt-hex. hd. -3/8"-16 x 1-1/8"-attach bracket to frame	2	b	
372093-S8	Nut-rivet type-3/8"-16-attach bracket to frame	2	a	
372471-S8	Bolt-hex. hd. -7/16"-14 x 4-1/16" long-attach bracket to frame	2	a	
3-3532 RESERVOIR & OUTLET TUBE (POWER STEERING PUMP)				
	See basic part number 3A697			
3-3533 COVER (POWER STEERING OIL RESERVOIR)				
	See basic part number 3A582			
3A533 KIT (CONTROL VALVE BALL & DRAG LINK BALL STUD) REPAIR				
B3MY 3A533-A	Use with P/S - ⊕MDK-3312-C Consists of the following - (2) AB-3311-C stud (2) LA-3320-A seat (1) B2A-3326-A bumper (1) AC-33711-A spring (1) AC-33713-A shield	1	All	56
B2A 3312-A	Use with standard steering - Consisting of the following - (1) AB-3311-C stud (1) AB-33312-B cover (2) AD-3320-A seat (2) AB-33327-A bumper (2) AB-3327-B spring (1) 72035-S7-8 cotter pin (1) AB-3328-Bend plug(1) 72089-S cotter pin (1) B2A-3332-A seal (1) 351059-S nut (1) B2A-3333-A cover (1) 358032-S8 fitting	1	All	56/59
B7MY 3A533-A	Use with P/S - ⊕MHK-3312-B Consists of the following - (1) AJ-3311-A stud (1) AJ-3320-A seat (1) AJ-33713-A shield	1	All	57/58
B7A 3312-A	Use with P/S - Consists of the following - (1) AJ-3311-A stud (2) AJ-3320-A seat (1) AJ-33327-A bumper (1) AJ-33711-A spring (1) AJ-33713-A shield	1	All	59
3-3535 GASKET (POWER STEERING OIL RESERVOIR COVER)				
	See basic part number 3A642			
3538 PLUG & VENT (STEERING GEAR OIL FILTER)				
B6A 3538-A	Vent assy. - steering gear oil filter - use on models prior to the recirculating ball steering gear - ⊕AF-3556-A	(a) 1	All	56
87603-S	Plug-use with recirculating ball steering gear	1	a	
3-3538 ELEMENT (POWER STEERING OIL RESERVOIR FILTER)				
AE 33538-A	☆ 1956 - all ☆ 1957 - use with roller type belt driven P/S pump ☆ 1958 - use on models 58C,64B with service installed roller type belt driven P/S pump	1	All☆	56/58
CONTINUED ON NEXT PAGE				

Steering Gear

GROUP AND PART NUMBER	DESCRIPTION, SIZE, ETC.	NO. REQ'D	MODEL OR ENGINE CUBIC INCH DISPLACEMENT	YEAR 19__
3-3538 ELEMENT (POWER STEERING OIL RESERVOIR FILTER) CONTINUED				
PB7M 33538-A	Use with vane type belt driven P/S pump - Ⓢ4049027	1	All	57/58
B7A 33538-A	ⓈAJ-33538-A ☆ 1958 - use on models 58C, 64B with production installed roller type belt driven P/S pump ☆ 1959 - use on all models with belt driven P/S	1	All☆	58/59
PB8M 3837-A	Use with crankshaft driven P/S pump ☆ 1958 - also use PB8M-33540-A on early production models when replacing EDG-3837-A filter - Ⓢ5750295 ☆ 1959 - All	1	All☆	58/59
3539 LOCKNUT (STEERING THRUST SCREW)				
78 3539-A	1/2"-20 x 3/4" - use on models prior to recirculating ball steering gear	1	All	56
3A540 CYLINDER (STEERING GEAR POWER)				
B5AZ 3A540-A	ⓈAF-33563-B, ⓈB5A-33563-B (a)	1	All	56
B7AZ 3A540-A	ⓈAJ-33563-C, ⓈB7A-33563-A (b)	1	All	57/58
B9MY 3A540-A	Use with belt driven P/S - ⓈB9M-33563-A (c)	1	All	59
B9MY 3A540-B	Use with crankshaft driven P/S - ⓈB9MM-33563-B (c)	1	All	59
33925-S7-8	Nut-hex. jam-3/8"-24-attach cylinder to mounting bracket	1	b, c	
33927-S7	Nut-hex. hd. -7/16"-20-cylinder to bracket	1	a	
33943-S8	Nut-jam-1/2"-20-cylinder to cross link	1	a	
33943-S8	Nut-hex. -1/2"-20-attach cylinder to connecting link	1	b, c	
34424-S7	Nut-lock-1/4"-20-cylinder assy. to conn. link & bracket assy.	1	b	
45218-S8	Nut-hex. -stamped-3/8"-24-attach cylinder to mounting bracket	1	b, c	
45219-S	Nut-pal-7/16"-20-cylinder to bracket	1	a	
45220-S7	Nut-stamped-1/2"-20-attach cylinder to connecting link	1	c	
87379-S	Fitting-lub. -1/8"-20 x 90°	1	a	
353600-S8	Washer-cup-17/32" I.D. x 1-21/64" O.D. -attach cylinder to connecting link	1	a, c	
353641-S	Seat-tube-1/8"-cylinder vent tube assy. to relief valve spring	1	a	
353643-S	Seat-tube-3/8"	1	a	
353650-S100	Snap ring	1	a	
357186-S	Ball-1/8"-between cylinder vent assy. & relief valve spring	1	a	
3-3541 SUPPORT (POWER STEERING OIL RESERVOIR FILTER ELEMENT)				
B5A 33541-A	ⓈAG-33541-A ☆ 1956 - all ☆ 1957 - use with roller type belt driven P/S pump ☆ 1958 - use on models 58C, 64B with service installed roller type belt driven P/S pump	1	All☆	56/58
B8E 33541-A	ⓈKD-33541-A ☆ 1958 - use on models 58C, 64B with production installed roller type belt driven P/S pump ☆ 1959 - use on all models with belt driven P/S	1	All☆	58/59

Steering Gear

GROUP AND PART NUMBER	DESCRIPTION, SIZE, ETC.	NO. REQ'D	MODEL OR ENGINE CUBIC INCH DISPLACEMENT	YEAR 19__
3A543 CLAMP (STEERING COLUMN BRACKET)				
B5MY 3A543-AP	Use with tooth roller steering gears - ⊕FDK-33689-AP	1	All	56
B6MY 3A543-AP	Use with recirculating ball steering gear - ⊕FDT-33689-AP	1	All	56
3544 CLAMP (STEERING GEAR BALL RETURN GUIDE)				
B8A 3544-A	Use with all recirculating ball steering gears (a) ⊕AJ-3544-A or WAT-3544-A	1	All	56/59
352518-S	Screw and washer-fill. hd. -1/4"-28 x 5/16"-attach clamp to rack	1	a	
3-3547 "O" RING (POWER STEERING OIL RESERVOIR ORIFICE)				
LA 33547-A	3/4" I.D. - also serviced in 3B728 kit -also use as A/cond. compressor oil indicator glass seal	AR	All	56
B5A 33547-A	⊕AG-33547-A ☆ 1956 - all - also serviced in 3B728 kit ☆ 1957 - use with roller type belt driven P/S pump without A/cond. ☆ 1958 - use on models 58C, 64B with all P/S - also serviced in 3B728 kit ☆ 1959 - use on all models with belt driven P/S pump - also serviced in 3B728 kit	2	All☆	56/59
MG 33547-A	Use with vane type belt driven P/S pump	3	All	57
3-3547 KIT ("O" RING - POWER STEERING PUMP)				
	See basic part number 3B728			
3548 HOUSING (STEERING GEAR)				
MB 3548-A	Use with 2-tooth roller steering gear	1	All	56
MC 3548-A	Use with 3-tooth roller steering gear	1	All	56
MC 3548-B	Use with recirculating ball steering gear	1	All	56
MG 3548-A	☆ 1957 - all (a) ☆ 1958 - use with all steering on 58C, 64B and production installed P/S on all others (a) ☆ 1959 - use on all with P/S (a)	1	All☆	57/59
WAT 3548-A	Std. steering - use with needle type bearing	1	All except 58C, 64B	58
WAT 3548-B	☆ 1958 - use on all models except 58C, 64B - (a) standard steering - use with bushing type bearing ☆ 1959 - use on all models with standard (a) and service installed P/S on gears WITH "D" stamped after serial No. on housing	1	All☆	58/59
PB9M 3548-A	Use with standard and service installed P/S (a, b) on gears WITHOUT "D" stamped after serial No. on housing - ⊕6450005	1	All	59
74124-S	Plug-1-7/16" dia. -expansion	1	a	
87710-S	Plug filler-3/8"-18	1	a	
3-3550 INSULATOR (POWER STEERING HOSE)				
B8A 33550-A	⊕MG-33550-A	1	All	56/58
B9M 33550-A	With (2) - 5/8" dia. holes	1-2	All	59
B9MM 33550-B	With (1) - 5/8" and (1) - 3/4" hole	1	All	59

Steering Gear

GROUP AND PART NUMBER	DESCRIPTION, SIZE, ETC.	NO. REQ'D	MODEL OR ENGINE CUBIC INCH DISPLACEMENT	YEAR 19__
3552 CUP (STEERING GEAR WORM THRUST BEARING)				
B 3552	3/8" wide x 1-3/4" O. D. - use on models prior to recirculating ball steering gear	1	All	56
B8A 3552-A	⊕AJ-3552-A ☆ 1956 - use with recirculating ball steering gear ☆ 1957 - all ☆ 1958 - use with production installed P/S ☆ 1959 - use with production installed P/S	1	All☆	56/58
WAT 3552-A	Standard and service installed P/S	2	All	59
		2	All	58/59
3553 CUP (STEERING GEAR WORM BEARING)				
8A 3553	Use with tooth roller steering gear	1	All	56
3-3557 KEY (POWER STEERING PUMP PULLEY)				
EAD 33557-A		1	All	56/58
3-3558 BELT (GENERATOR, WATER PUMP & POWER STEERING PUMP PULLEY)				
	See basic part number 8620			
3B559 SHAFT (POWER STEERING PUMP ROTOR)				
LA 33611-A		1	All	56
B7A 33611-A	⊕AG-33611-A ☆ 1957 - use with roller type belt driven P/S pump ☆ 1958 - use on models 58C, 64B with service installed roller type belt driven P/S pump	1	All☆	57/58
B8AZ 3B559-A	⊕KD-33611-A, EB8E-33611-A (a) ☆ 1958 - use on models 58C, 64B with production installed roller type belt driven P/S pump ☆ 1959 - use on all models with roller type belt driven P/S pump	1	All☆	58/59
B8MY 3B559-A	Use with vane type crankshaft driven P/S pump - ⊕5750075, EPB8M-33611-A (b)	1	All	58/59
COME 3B559-A	Use with roller type crankshaft driven P/S pump	1	All	58/59
	74151-S Key-retain rotor shaft to crankshaft	1	b	
	359290-S Snap ring-retain shaft to housing	1	a	
3-3559 SUPPORT (POWER STEERING PUMP)				
	See basic part number 3C511			
3A561 KIT (POWER STEERING PUMP VALVE)				
COMY 3A561-B	Roller type crankshaft driven P/S pump Consists of the following - (1) COME-3A561-B valve (1) COME-3A570-A spring (1) 87014-S91 "o" ring (1) 305086-S roll pin	1	All	58/59
3A561 VALVE (POWER STEERING PUMP)				
B5AZ 3A561-A	Use on cars with extended tube from reservoir - ⊕B5A-33609-B	1	All	56
B7AZ 3A561-A	⊕MG-33609-A, EB7A-33609-A ☆ 1957 - use with roller type belt driven P/S pump ☆ 1958 - use on models 58C, 64B with service installed roller type belt driven P/S pump	1	All☆	57/58
CONTINUED ON NEXT PAGE				

Steering Gear

GROUP AND PART NUMBER	DESCRIPTION, SIZE, ETC.	NO. REQ'D	MODEL OR ENGINE CUBIC INCH DISPLACEMENT	YEAR 19__
3A561 VALVE (POWER STEERING PUMP) CONTINUED				
B7MY 3A561-A	⊕MG-33609-B ☆ 1957 - use with vane type belt driven P/S pump ☆ 1958 - use on models 58C, 64B with service installed vane type belt driven P/S and A/cond.	1	All☆	57/58
B8KY 3A561-A	Use with production installed P/S - ⊕KD-33609-A, EB8E-33609-A	1	58C, 64B	58
B8MY 3A561-A	Use with vane type crankshaft driven P/S pump - ⊕5750073, EPB8M-33609-A	1	All	58/59
COME 3A561-B	NS-use with roller type crankshaft driven P/S pump - serviced in 3A561 kit only	1	All	58/59
COAA 3A561-A	Use with belt driven P/S	1	All	59
3B561 CARRIER (POWER STEERING PUMP)				
	See basic part number 3612			
3562 BRACKET (POWER STEERING PUMP SUPPORT TO EXHAUST MANIFOLD)				
EBY 3562-A	(a)	1	All	56
B7A 3562-A	Use with roller type belt driven P/S pump - ⊕ECG-3562-B	1	All	57
ECZ 3562-A	Use with vane type belt driven P/S pump	1	All	57
B8A 3562-B	Use with belt driven P/S pump - ⊕EDB-3562-B (b)	1	All	58/59
20428-S	Bolt-hex. hd. -3/8"-16 x 1-1/4"	1	a	
20448-S	Bolt-hex. hd. -3/8"-16 x 3/8"-attach bracket to to exhaust manifold	1	b	
34807-S8	Washer-spring lock-3/8"-attach bracket to exhaust manifold	1	b	
351385-S7	Washer-3/8"	1	a	
3B563 REINFORCEMENT (POWER STEERING OIL RESERVOIR ORIFICE)				
B5AZ 3B563-A	⊕LE-33553-A, EB5A-33553-B ☆ 1956 - all ☆ 1957 - use with roller type belt driven type pump ☆ 1958 - use on models 58C, 64B with all P/S ☆ 1959 - use with belt driven P/S pump	1	All☆	56/59
3566 SPACER (STEERING GEAR HOUSING TO FRAME)				
MG 3566-A	.030" thick	AR	All	56/58
MG 3566-B	.118" thick	AR	All	56/58
3A570 SPRING (POWER STEERING PUMP RELIEF VALVE)				
	See basic part number 3B608			
3571 BALL & CAGE (STEERING GEAR WORM THRUST BEARING)				
68 3571	Use with tooth roller steering gears	1	All	56
B8A 3571-A	⊕AJ-33770-A ☆ 1956 - use with recirculating ball steering gear ☆ 1957 - all ☆ 1958-59 - use with production installed P/S	2	All☆	56/59
B8KY 3B736-A	Std. and service installed P/S - ⊕WAT-33770-A	AR	All	58/59
3575 SHAFT (STEERING GEAR SECTOR)				
AD 3575-A	Use with 2 tooth roller steering gear	1	All	56
B6A 3575-A	Use with 3 tooth roller steering gear - ⊕AF-3575-A	1	All	56
CONTINUED ON NEXT PAGE				

Steering Gear

GROUP AND PART NUMBER	DESCRIPTION, SIZE, ETC.	NO. REQ'D	MODEL OR ENGINE CUBIC INCH DISPLACEMENT	YEAR 19__
3575 SHAFT (STEERING GEAR SECTOR) CONTINUED				
MC 3575-A	☆ 1956 - use with recirculating ball steering gear ☆ 1957 - all ☆ 1958-59 - use with production installed P/S	1	All☆	56/59
WAT 3575-A	☆ 1958 - use with standard and service installed P/S ☆ 1959 - use with standard and service installed P/S on gears with "D" stamped after serial number on housing	1	All☆	58/59
PB9M 3575-A	Use with standard and service installed P/S on gears WITHOUT "D" stamped after serial number on housing - ⊕6450007	1	All	59
3576 BEARING (STEERING WORM SECTOR)				
68 3576	Use with 2 tooth roller steering gear	2	All	56
B6A 3576-A	Use with 3 tooth roller steering gear - ⊕AF-3576-A	2	All	56
B8A 3576-A	⊕AJ-3576-A ☆ 1956 - use with recirculating ball steering gear ☆ 1957 - all ☆ 1958 - use with production installed P/S ☆ 1959 - use with production installed P/S, standard and service installed P/S on gears WITHOUT "D" stamped after serial number on housing	2	All☆	56/59
WAT 3576-B	☆ 1958 - use with standard and service installed P/S ☆ 1959 - use with standard and service installed P/S on gears WITH "D" stamped after serial number on housing	2	All☆	58/59
3A576 PUMP & TUBE (POWER STEERING CRANKSHAFT)				
	See basic part number 3A674			
3577 SCREW (STEERING SECTOR SHAFT THRUST ADJUSTING)				
78 3577	Use with tooth roller steering gears	1	All	56
B8A 3577-A	⊕AJ-3577-A ☆ 1956 - use with recirculating ball gear ☆ 1957 - all ☆ 1958-59 - use with production installed P/S (a)	1	All☆	56/59
34690-S8	Nut-hex. check-7/16"-adjusting	1	a	
3A577 INSULATOR (POWER STEERING PUMP) REAR				
B8MY 3A577-A	Use with (4) mounting hole crankshaft driven P/S pump - ⊕EDG-3843-A	1	All	58/59
B9ME 3A577-A	Use with (2) mounting hole crankshaft driven P/S pump	2	All	58/59
3-3577 VALVE (POWER STEERING GEAR HYDRAULIC CONTROL)				
	See basic part number 3A730			
3A579 HOSE (RESERVOIR TO POWER STEERING PUMP)				
	See basic part number 3-3810			

Steering Gear

GROUP AND PART NUMBER	DESCRIPTION, SIZE, ETC.	NO. REQ'D	MODEL OR ENGINE CUBIC INCH DISPLACEMENT	YEAR 19__
3A580 TUBE (POWER STEERING PUMP INLET)				
B8MY 3A580-A	Use with (4) mounting hole crankshaft driven P/S pump - ⊕EDG-33824-A	1	All	58/59
B9ME 3A580-A	Use with (2) mounting hole crankshaft driven P/S pump	1	All	58/59
3581 GASKET (STEERING GEAR HOUSING COVER)				
AB 3581-A	Use with tooth roller steering gears	1	All	56
B8A 3581-A	⊕AJ-3581-A ☆ 1956 - use with recirculating ball gear ☆ 1957 - all ☆ 1958-59 - use with production installed P/S	1	All☆	56/59
WAT 3581-A	Standard and service installed P/S	1	All	58/59
3582 PLUG (STEERING GEAR WORM COVER)				
8M 3582		1	All	56
3A582 COVER (POWER STEERING OIL RESERVOIR)				
B5A 33533-A	⊕AG-33533-A (a) ☆ 1956 - all ☆ 1957 - use with roller type belt driven P/S pump ☆ 1958 - use on models 58C, 64B with service installed roller type belt driven P/S pump	1	All☆	56/58
B7MY 3A582-A	⊕MG-33533-A (a) ☆ 1957 - use with vane type belt driven P/S pump ☆ 1958 - use on models 58C, 64B with service installed vane type belt driven P/S pump	1	All☆	57/58
B8E 33533-A	Use with production installed roller type belt driven P/S pump - ⊕KD-33534-A (a)	1	All	58
B9LY 3A582-A	⊕B9LL-33533-A ☆ 1958 - use on models 58C, 64B with production installed P/S with A/cond. ☆ 1959 - use on all models with belt driven P/S pump with A/cond.	1	All☆	58/59
B9MY 3A582-A	Use with crankshaft driven P/S - ⊕B9ME-33533-B (a)	1	All	58
B9AA 3A582-A	Use with belt driven P/S pump without A/cond. (b)	1	All	59
33895-S	Nut-spring-1/4"-20-steering reservoir cover-spring-filter element	1	a	
33896-S8	Wing nut-5/16"-18-attach cover to reservoir	1	b	
33920-S8	Nut-jam-1/4"-20-secure cover to reservoir	1	c	
359840-S8	Washer-flat-5/16"-attach cover to reservoir	1	b	
370271-S	Bolt-square hd. -1/4"-20 x 3-7/8"-steering reservoir cover to steering oil reservoir body	1	a	
370497-S	Washer-flat-9/32"-steering reservoir cover to steering oil reservoir body	1	a	
370894-S8	Stud-5/16"-18 x 3-7/8" long-threaded on both ends-attach cover to reservoir	1	b	
372641-S	Washer-7/8" O.D. x 9/32" I.D.-secure cover to reservoir	1	c	
3583 COVER (STEERING GEAR HOUSING)				
MC 3583-A	☆ 1956 - use with recirculating ball gear ☆ 1957 - all ☆ 1958-59 - use with production installed P/S (a)	1	All☆	56/59
CONTINUED ON NEXT PAGE				

Steering Gear

GROUP AND PART NUMBER	DESCRIPTION, SIZE, ETC.	NO. REQ'D	MODEL OR ENGINE CUBIC INCH DISPLACEMENT	YEAR 19_____
3583 COVER (STEERING GEAR HOUSING) CONTINUED				
WAT 3583-B	(a) ☆ 1958 - use on all models except 58C, 64B with standard and service installed P/S ☆ 1959 - use with standard and service installed P/S on gears WITH "D" stamped after serial number on housing	1	All☆	58/59
PB9M 3583-A	Use with standard and service installed P/S on gears WITHOUT "D" stamped after serial number on housing - ⊕6450010	1	All	59
20348-S8	Bolt-hex. hd. - 3/8"-16 x 3/4" long-cover to gear housing	3	a	
34807-S8	Lockwasher-3/8"-cover to gear housing	3	a	
3A583 SEAL (POWER STEERING PUMP TO CYLINDER FRONT COVER)				
B8MY 3A583-A	Crankshaft driven P/S pump to cylinder front cover - use with (4) mounting hole pump - ⊕EDJ-3840-A	1	All	58/59
B9ME 3A583-A	Use with (2) mounting hole crankshaft driven P/S pump	1	All	58/59
3A584 INSULATOR (POWER STEERING PUMP) FRONT				
B8MY 3A584-A	Use with (4) mounting hole crankshaft driven P/S pump - ⊕EDG-3842-A	1	All	58/59
B9ME 3A584-A	Use with (2) mounting hole crankshaft driven P/S pump	2	All	58/59
3B585 INSERT (BELT DRIVEN POWER STEERING PUMP CAM)				
	See basic part number 3612			
3A586 STICK (POWER STEERING RESERVOIR OIL LEVEL DIP)				
B9ME 3A586-A	Use with crankshaft driven P/S	1	All	58/59
3589 CAP & ADJUSTER (STEERING GEAR HOUSING)				
MC 3589-A	Upper - use with tooth roller steering gears	1	All	56
3590 ARM (STEERING PITMAN)				
AD 3590-B	Use with standard and P/S steering prior to recirculating ball steering gear	(b) 1	All	56
MC 3590-A	Use with standard steering with recirculating ball steering gear	(b) 1	All	56
MC 3590-B	Use with P/S with recirculating ball steering gear	(b) 1	All	56
MG 3590-A	32 teeth	(a) 1	All	57
MG 3590-B	Use with P/S	(a) 1	All	57/58
KC 3590-C	Use with service installed power steering	(a) 1	All	58
KC 3590-D	Use with standard steering	(a) 1	All	58
PB9M 3590-A	Use with standard steering with 383 and 430 C.I.D. engine - ⊕4846680	(c) 1	All	59
CONTINUED ON NEXT PAGE				

Steering Gear

GROUP AND PART NUMBER	DESCRIPTION, SIZE, ETC.	NO. REQ'D	MODEL OR ENGINE CUBIC INCH DISPLACEMENT	YEAR 19__
3590 ARM (STEERING PITMAN) CONTINUED				
PB9M 3590-B	Use with standard steering and 312 C.I.D. engine - Ⓢ4848043	(c) 1	All	59
PB9M 3590-C	Production installed P/S with all engines - Ⓢ4847458	(c) 1	All	59
PB9M 3590-D	Service installed P/S with all engines - Ⓢ4847517	(c) 1	All	59
34788-S7	Lockwasher-7/8"-attach pitman arm to sector shaft	1	c	
34814-S	Lockwasher-7/8"-arm to shaft	1	b	
72035-S7	Cotter pin-1/8" x 1-attach pitman arm to control valve or cross link	1	a, c	
351059-S8	Nut-slotted hex. -1/2"-20-attach pitman arm to control valve or cross link	1	a, c	
351153-S	Nut-hex. -7/8"-14-attach pitman arm to sector shaft	1	b, c	
3591 SEAL (STEERING GEAR HOUSING OIL)				
B6A 3591-A	Use with 3 tooth roller steering gear - ⓈAF-3591-A For 1957-58 see basic part number 3-3587	1	All	56
8A 3591-A	☆ 1956 - use with 2 tooth roller steering gear ☆ 1958-59 - standard and service installed P/S	1	All☆	56 & 58/59
3B591 PLUG (POWER STEERING PUMP FLOW CONTROL VALVE)				
B7MY 3B591-A	Ⓢ4049041, EPB7M-33008-A ☆ 1957 - use with vane type P/S pump ☆ 1958-59 - use with vane type crankshaft driven P/S pump	(a) 1	All☆	57/59
COME 3B591-A	Use with roller type crankshaft driven P/S pump (b)	1	All	58/59
305086-S	Pin-roll-retain plug in housing	1	b	
358850-S	Pin-5/32" x 1-1/8" long-roll-retain plug in housing	1	a	
3B592 SEAL (POWER STEERING PUMP ROTOR SHAFT OIL)				
LA 33623-A	Use with roller type belt driven P/S pump - also serviced in 3B728 kit	1	All	56/59
MG 33623-A	☆ 1957 - use with vane type belt driven P/S pump ☆ 1958 - use on models 58C, 64B with service installed vane type belt driven P/S pump	1	All☆	57/58
B8MY 3B592-A	Also serviced in 3B728 kit - use with vane type crankshaft driven P/S pump - Ⓢ5750076, EPB8M-33623-A	2	All	58/59
COME 3B592-A	NS-use with roller type crankshaft driven P/S pump - serviced in 3B728 kit	2	All	59
3593 GASKET (STEERING GEAR HOUSING)				
B 3593-A	.002" to .003" thick - use on roller tooth steering gears	AR	All	56
B 3593-C	.010" to .012" thick - use on roller tooth steering gears	AR	All	56
3599 KIT (STEERING WHEEL & HORN BLOWING RING) ACCESSORY				
FEW 3599-J	Standard steering	1	56A, 57A, 58A, 63A, 64, 76A, 77A, C	58

Steering Gear

GROUP AND PART NUMBER	DESCRIPTION, SIZE, ETC.	NO. REQ'D	MODEL OR ENGINE CUBIC INCH DISPLACEMENT	YEAR 19__
3600 WHEEL (STEERING)				
FDT 3600-G	White with 3 spokes - accessory	(a) 1	All	56
FDT 3600-FD	Black	(a) 1	All	56
FDT 3600-FG	White	(a) 1	All	56
FEK 3600-CA	Full round - chrome spokes - white rim	1	All	57
FEK 3600-BA	Flat rim - chrome spokes - white rim	1	All	57/58
FEK 3600-DE	Full round - rim, spokes & hub completely white ☆ Use with std. and/or O/drive trans. on models 58C, 64B	1	All☆	57/58
FEW 3600-CA	Flat rim - chrome spokes - white & gold rim	1	All	57/58
FEW 3600-CB	Flat rim - chrome spokes - white & black rim	1	All	57/58
FEW 3600-DA	Full round - chrome spokes - white & gold rim	1	All except 58C, 64B	57/58
FEW 3600-DB	Full round - chrome spokes - white & black rim	1	All except 58C, 64B	58
FEW 3600-FA	Full round - use with auto. trans. - white	1	58C, 64B	58
B9MF 3600-A(001)	Black	(b) 1	All	59
B9MF 3600-A(048)	White	(b) 1	All	59
B9MF 3600-A(058)	Blue	(b) 1	All	59
B9MF 3600-A(059)	Green	(b) 1	All	59
B9MF 3600-A(060)	Taupe - light brown	(b) 1	All	59
B9MF 3600-A(061)	Red	(b) 1	All	59
B9MF 3600-A(062)	Turquoise	(b) 1	All	59
B9MF 3600-A(063)	Gold	(b) 1	All	59
B9MF 3600-A(128)	Silver	(b) 1	All	59
33850-S2	Locknut-hex. -5/8"-18-use to attach steering wheel to shaft	1	b	
344717-S8	Snap ring	1	a	
350983-S	Nut-hex. hd. -5/8"-18-steering wheel to shaft	1	a	
3601 BOLT (POWER STEERING OIL FILTER ELEMENT SUPPORT)				
AD 3601-A	Use with roller type belt driven P/S pump	1	All	56/59
3-3607 PUMP & TUBE (POWER STEERING)				
	See basic part number 3A674			
3-3608 COVER (POWER STEERING PUMP HOUSING)				
	See basic part number 3A698			
3B608 SPRING (POWER STEERING PUMP RELIEF VALVE)				
B7MY 3B608-A	⊕MG-33613-B ☆ 1957 - use with vane type belt driven P/S pump ☆ 1958 - use with 58C, 64B with service installed vane type belt driven P/S pump ☆ 1958-59 - use with vane type crankshaft driven P/S pump	1	All☆	57/59
COME 3A570-A	NS-use with roller type crankshaft driven P/S pump - serviced in 3A561 kit only	1	All	59
3610 KIT (CONTROL VALVE ORIFICE)				
B3A 3610-A	Consists of the following - (1) LA-33612-A spring (1) LA-33615-B plate ☆ 1956 - all ☆ 1957 - all with roller type belt driven pump ☆ 1958 - use on models 58C, 64B with service installed roller type belt driven P/S pump	1	All☆	56/58

Steering Gear

GROUP AND PART NUMBER	DESCRIPTION, SIZE, ETC.	NO. REQ'D	MODEL OR ENGINE CUBIC INCH DISPLACEMENT	YEAR 19__
3A610 RETAINER (POWER STEERING HOSE INSULATOR)				
B3AZ 3A610-A	⊕LA-33552-A	(a) 1	All	56/58
B9MY 3A610-A	⊕B9M-33552-A	(b) 1-2	All	59
39896-S8	Screw-washer hd. -self tap. -5/16"-18 x 5/8"-retainer to bracket crankshaft driven P/S	1-2	b	
40143-S8	Screw-self-tap. -5/16"-18 x 1/2"-retainer to P/S hose insulator bracket	1	a	
40146-S8	Screw-self tap. -5/16"-18 x 1/2"-retainer to P/S hose insulator bracket-belt driven	1	b	
3B610 RETAINER (STEERING SHAFT UPPER BEARING)				
COMY 3B610-A	⊕COMF-3831-A	1	All	59
3-3610 HOUSING (POWER STEERING PUMP)				
	See basic part number 3A643			
3A611 BRACKET (POWER STEERING HOSE INSULATOR)				
B4MY 3A611-A	⊕MB-33646-A	(a) 1	All	56
B7MY 3A611-A	Use with belt driven P/S - ⊕MG-33646-B	(a) 1	All	57/58
B8KY 3A611-A	Use with production installed belt driven P/S pump-⊕KC-33646-B, EB8E-33646-A	1	All	58
B9MY 3A611-A	Use with crankshaft P/S - ⊕B9MM-33646-B	(b) 1	All	59
39883-S7	Screw-5/16"-18 x 1/2"-bracket to frame	3	a	
39896-S8	Screw-washer hd. -self tap. -5/16"-18 x 5/8" long-bracket to crossmember	2	b	
40143-S8	Screw-self-tapping-5/16"-18 x 1/2"-bracket to frame assy.	3	a	
3-3611 SHAFT (POWER STEERING PUMP ROTOR)				
	See basic part number 3B559			
3612 KIT (BELT DRIVEN POWER STEERING PUMP ROLLER)				
B9MY 3A711-A	Use with roller type belt driven P/S Consists of the following - (1) COAA-3B561-A carrier (1) COAA-3B585-A insert (6) KD-33684-A roller	1	312	58/59
3-3612 SPRING (POWER STEERING PUMP FLOW CONTROL VALVE)				
LA 33612-A	NS-serviced in 3610 kit only	1	All	56/57
B8E 33612-A	⊕KD-33612-A ☆ 1958 - use on models 58C, 64B with production installed roller type belt driven P/S pump ☆ 1959 - use on all models with belt driven P/S pump	1	All☆	58/59
3-3614 FITTING (POWER STEERING PUMP VALVE OUTLET)				
B5A 33614-A	Use on cars with extended tube from reservoir - ⊕AF-33614-A	1	All	56
MG 33614-A	☆ 1957 - use with rotor type P/S pump ☆ 1958 - use on models 58C, 64B with service installed P/S	1	All☆	57/58

Steering Gear

GROUP AND PART NUMBER	DESCRIPTION, SIZE, ETC.	NO. REQ'D	MODEL OR ENGINE CUBIC INCH DISPLACEMENT	YEAR 19__
3-3617 GASKET (POWER STEERING PUMP COVER)				
LA 33617-A	Also serviced in 3B728 kit	1	All	56
B7A 33617-A	⊕MG-33617-A ☆ 1957 - use with roller type belt driven P/S pump ☆ 1958 - use on models 58C, 64B with service installed roller type belt driven P/S pump	1	All☆	57/58
3-3618 "O" RING (POWER STEERING PUMP VALVE OUTLET FITTING)				
LA 33618-A	Also serviced in 3B728 kit - use with all roller type belt driven pumps	1	All	56/59
MG 33618-A	Also serviced in 3B728 kit ☆ 1957 - use with vane type belt driven P/S pump ☆ 1958-59 - use with vane type crankshaft driven P/S pump	1	All☆	57/59
3-3619 "O" RING (POWER STEERING PUMP FLOW DIRECTOR)				
LA 33619-A	Also serviced in 3B728 kit	1	All	56
B7A 33619-A	⊕AG-33619-A ☆ 1957 - use with roller type belt driven P/S pump ☆ 1958 - use on models 58C, 64B with service installed roller type belt driven P/S pump ☆ 1959 - use with belt driven P/S as reservoir seal with A/cond.	1	All☆	57/59
3623 CAP (STEERING WHEEL HUB)				
FDT 3623-C	Used with accessory wheel for standard steering	1	All	56
FDT 3623-D	Used with accessory wheel for power steering	1	All	56
FDT 3623-B	Power steering	1	All	56
	With (3) notches - used with power steering	1	58C, 64B	58
FDT 3623-A	With (3) notches - used with standard steering	1	58C, 64B	58
FEK 3623-A	Standard steering	1	All except 65A, 75A, 76B	57
FEW 3623-B	Used with power steering - not marked Power Steering	1	All except 65A, 75A, 76B	57
FEW 3623-J	With (4) notches - standard equipment on standard steering	1	56B, 57B, 58B, 63B, 76B, 77B, D	57
FEW 3623-J	With (4) notches - accessory equipment on standard steering	1	56A, 57A, 58A, 63A, 64A, 76A, 77A, C	57
FEW 3623-K	With (4) notches - used with power steering - marked "POWER STEERING"	1	All	57
FEW 3623-E	With (4) prongs - used with standard steering	1	56A, 57A, 58A, 63A, 64A, 76A, 77A, C	58
FEW 3623-F	With (4) prongs - used with power steering	1	56A, 57A, 58A, 63A, 64A, 76A, 77A, C	58
FEW 3623-L	With (4) notches - used with standard steering	1	All except 58C, 64B	58
FEW 3623-M	With (4) notches - used with power steering	1	All except 58C, 64B	58
B9MF 3623-A		1	All	59
3-3623 SEAL (POWER STEERING PUMP ROTOR SHAFT OIL)				
	See basic part number 3B592			
3624 RING (HORN BLOWING)				
	See basic part number 13A800			
3-3624 RETAINER (POWER STEERING PUMP FLOW DIRECTOR "O" RING)				
LA 33624-A		1	All	56
3-3625 RETAINER (POWER STEERING OIL RESERVOIR ORIFICE "O" RING)				
B5A 33625-A	⊕AF-33625-A	1	All	56

Steering Gear

GROUP AND PART NUMBER	DESCRIPTION, SIZE, ETC.	NO. REQ'D	MODEL OR ENGINE CUBIC INCH DISPLACEMENT	YEAR 19__
3-3626 RETAINER (HORN BLOWING RING)				
FDT 33626-A		1	All	56
		1	58C, 64B	58
3627 RING (HORN BLOWING)				
	See basic part number 13A800			
3-3627 RETAINER (POWER STEERING PUMP RELIEF VALVE)				
MG 33627-A	☆ 1957 - use with roller type belt driven P/S pump ☆ 1958 - use on models 58C, 64B with service installed roller type belt driven P/S pump	1	All☆	57/58
B8E 33627-A	⊕KD-33627-A ☆ 1958 - use on models 58C, 64B with production installed roller type belt driven P/S pump ☆ 1959 - use with belt driven P/S pump	1	All☆	58/59
3B629 REINFORCEMENT (FLEXIBLE COUPLING STEERING)				
B9MY 3B629-A	⊕4847919, EPB9M-33456-A	4	All	59
3630 PLATE (HORN BLOWING RING CONTACT)				
	See basic part number 13A808			
3B631 SEAL (STEERING GEAR SHAFT)				
B9MY 3B631-A	Lower - use with production installed P/S - ⊕B9M-33743-A	1	All	59
3-3633 PIN (POWER STEERING PUMP ROTOR DRIVE)				
LA 33633-A	Use with all roller type belt driven P/S pump	1	All	56/59
3A634 KIT (POWER STEERING PUMP & LINKAGE) CONVERSION				
B5MY 3A634-A	Use with tooth roller steering gear - ⊕MFK-33304-C	1	All	56
B6MY 3A634-A	Use with recirculating ball steering gear - ⊕MGK-33304-A	1	All	56
B8M 3A634-A	Use with or without A/cond. - complete kit - ⊕MK-3795-D	1	All except 58C, 64B	58
COMM 3A634-A	Use with 383 and 430 C.I.D. engines - complete kit - ⊕B9MM-3759-F	1	All	59
COMY 3A634-A	Use with 312 C.I.D. engine - complete kit - ⊕COMY-3795-B	1	All	59
3-3636 HOSE (POWER STEERING CONTROL VALVE TO CYLINDER ROD END)				
	See basic part number 3A717			
3-3637 HOSE (POWER STEERING CONTROL VALVE TO CYLINDER HEAD END)				
	See basic part number 3A714			
3A637 ANTI-SQUEAK (STEERING COLUMN SADDLE)				
B7MY 3A637-A	⊕FEK-33680-A	1	All	57/58
3641 BOLT (STEERING COLUMN TUBE FLANGE)				
8M 3641-B	1/4"-28 x 3/4" (a)	1-2	All	56/59
33921-S	Nut-hex. -1/4"-28	2	a	
34805-S8	Lockwasher-1/4"-flange bolt to steering	2	a	

Steering Gear

GROUP AND PART NUMBER	DESCRIPTION, SIZE, ETC.	NO. REQ'D	MODEL OR ENGINE CUBIC INCH DISPLACEMENT	YEAR 19__
3A642 GASKET (POWER STEERING OIL RESERVOIR COVER)				
B8A 33535-A	⊕AK-33535-A ☆ 1956 - all ☆ 1957-58 - use with all roller type belt driven P/S pumps	1	All☆	56/58
B7MY 3A642-A	⊕MG-33535-A ☆ 1957 - use with vane type belt driven P/S pump ☆ 1958 - use on models 58C, 64B with service installed vane type belt driven P/S pump	1	All☆	57/58
COME 3A642-A	Use with crankshaft driven P/S pump	1	All	58/59
B9AA 3A642-A	Use with belt driven P/S pump	1	All	59
3-3642 INSULATOR (POWER STEERING PISTON ROD)				
AB 33642-B	NS-serviced in 3314 kit only	2	All	56/59
3A643 HOUSING (POWER STEERING PUMP)				
B5A 33610-A	Use on cars with extended tube - ⊕AF-33610-A (a)	1	All	56
B7MY 3A643-A	⊕MG-33610-A ☆ 1957 - use with vane type belt driven P/S pump ☆ 1958 - use on models 58C, 64B with service installed vane type belt driven P/S and A/cond.	1	All☆	57/58
B7MY 3A643-B	Housing includes rotor - ⊕MG-33610-B ☆ 1957 - use with roller type belt driven P/S pump ☆ 1958 - use on models 58C, 64B with service installed roller type belt driven P/S pump	1	All☆	57/58
PB8M 33610-A	Use with (4) mounting hole crankshaft driven P/S pump - ⊕5750077	1	All	58
B9ME 3A643-A	Use with vane type crankshaft driven P/S - (b) (2) mounting holes - when replacing housing with (4) mounting bolt holes - also use the following parts - (2) B9ME-3A577-A insulator - rear (1) B9ME-3A579-A hose (1) B9ME-3A583-A seal (2) B9ME-3A584-A insulator - front (2) 372816-S plug	1	All	58/59
COME 3A643-A	Use with roller type crankshaft driven P/S pump (c)	1	All	58/59
B8E 33610-A	⊕KD-33610-A ☆ 1958 - use on models 58C, 64B with production installed P/S ☆ 1959 - use on all models with belt driven P/S	1	All☆	58/59
20426-S	Bolt-hex. hd. -5/16"-18 x 1/4"-attach cover to housing	6	c	
87018-S91	Seal-"o" ring-11/16" O.D. -housing and cover oil inlet port	1	b	
87067-S91	Seal-"o" ring-1-7/8" O.D. -housing to pressure plate	1	b	
87141-S	Seal-"o" ring-2-1/2" O.D. -housing to pressure plate	1	c	
357649-S8	Screw & washer assy. -hex. hd. -3/8"-16 x 1-3/4" - cover to housing	1	a	
358775-S	Seat-tube-3/8"-pump outlet	1	b	
371223-S	Bolt-hex. hd. -5/16"-18 x 1-3/4"-attach cover to housing	6	b	
371227-S	Seat-tube-5/8"-pump inlet	1	b	
372896-S	Seat-tube-3/8"-pump outlet	1	c	

Steering Gear

GROUP AND PART NUMBER	DESCRIPTION, SIZE, ETC.	NO. REQD	MODEL OR ENGINE CUBIC INCH DISPLACEMENT	YEAR 19__
3-3643 WASHER (POWER STEERING PISTON ROD INSULATOR) OUTER				
AB 33643-B	NS-serviced in 3314 kit only	1	All	56
AJ 33643-A	NS-serviced in 3314 kit only	2	All	57/59
3A644 RING (POWER STEERING PUMP VANE)				
B7MY 3A644-A	⊕MG-33665-A ☆ 1957 - use with vane type belt driven P/S pump ☆ 1958 - use on models 58C, 64B with service installed vane type belt driven P/S pump - also serviced in 3A644 kit	1	All☆	57/58
B9ME 3A644-A	Use with (2) and (4) mounting hole vane type crankshaft driven P/S pumps - also serviced in 3A644 kit (a)	1	All	58/59
371244-S	Pin-straight-3/16" x 7/8" long-ring to pressure plate	1	a	
3A644 KIT (POWER STEERING PUMP RING, ROTOR & VANE)				
B7MY 3A644-B	Consists of the following - ⊕MHK-33665-A (1) MG-33665-A ring (1) MG-33692-A rotor (10) MG-33695-A vane ☆ 1957 - use with vane type belt driven P/S pump ☆ 1958 - use on models 58C, 64B with service installed vane type belt driven P/S pump	1	All☆	57/58
B7MY 3A644-C	Use with crankshaft driven P/S pump Consists of the following - ⊕MJK-33665-A (1) B9ME-3A644-A ring (1) PB8M-33692-A rotor (10) PB8M-33695-A vane	1	All	58/59
3-3644 BUSHING (POWER STEERING CYLINDER MOUNTING)				
AB 33644-B	NS-serviced in 3313 kit only (a)	2	All	56/58
B9MM 33644-A	NS-serviced in 3313 kit only (a)	2	All	59
353601-S8	Washer-cup-bushing to stud cylinder to cross link	1	a	
3A645 PLATE (POWER STEERING PUMP PRESSURE)				
B7MY 3A645-A	⊕MG-33666-A ☆ 1957 - use with vane type belt driven P/S pump ☆ 1958 - use on models 58C, 64B with service installed vane type belt driven P/S pump	1	All	57/58
B9ME 3A645-A	Use with (2) and (4) mounting hole vane type crankshaft driven P/S pump (a)	1	All	58/59
371244-S	Pin-straight-3/16" x 57/64" long-pressure plate to ring	1	a	
3647 KIT (STEERING GEAR WORM BALL)				
MJK 3647-A		1	All	56/59
3-3647 WASHER (POWER STEERING PISTON ROD INSULATOR) INNER				
AB 33647-B	NS-serviced in 3314 kit only	1	All	56
3A649 SLEEVE (STEERING COLUMN UPPER BEARING)				
	See basic part number 3518			
3A650 KIT (POWER STEERING CONTROL VALVE SEAL)				
	See basic part number 3316			

Steering Gear

GROUP AND PART NUMBER	DESCRIPTION, SIZE, ETC.	NO. REQ'D	MODEL OR ENGINE CUBIC INCH DISPLACEMENT	YEAR 19__
3652 SPACER (POWER STEERING PISTON ROD INSULATOR)				
AJ 3652-A	NS-serviced in 3314 kit only	1	All	57/59
3-3655 RESERVOIR & OUTLET TUBE (POWER STEERING PUMP)				
	See basic part number 3A697			
3-3656 SEAL (POWER STEERING CYLINDER PISTON ROD) INNER				
AF 33656-A	NS-serviced in 3315 kit only	1	All	56
AJ 33656-A	NS-serviced in 3315 kit only	1	All	57/59
3657 RETAINER (STEERING WHEEL HUB CAP)				
FEK 3657-A	NS-serviced in FEK-3623-A - use with standard steering wheel	1	All except 65, 75	57
FEK 3657-B	Standard also used with accessory steering wheel	1	65A, 75A	57/58
		1	All except 65A, 75A	57/58
3-3658 SEAL (POWER STEERING CYLINDER PISTON ROD) OUTER				
AF 33658-A	NS-serviced in 3315 kit only	1	All	56
AJ 33658-A	NS-serviced in 3315 kit only	1	All	57/59
3-3659 SCRAPER (POWER STEERING CYLINDER PISTON ROD)				
AF 33659-A	NS-serviced in 3315 kit only (a)	1	All	56
AJ 33659-A	NS-serviced in 3315 kit only	1	All	57/59
353650S100	Snap ring	1	a	
3660 INSERT (STEERING WHEEL HUB CAP RETAINER)				
B8S 3660-A	⊕FDT-3660-A	1	All	56
		1	58C, 64B	58
3A670 ADJUSTER (STEERING GEAR WORM THRUST BEARING)				
B6MY 3A670-A	Use with recirculating ball steering gear - ⊕MC-33758-A (a)	1	All	56/57
B8MY 3A670-A	Power steering - ⊕MK-33758-A	1	All	58
B8KY 3A670-A	Standard and service installed P/S - ⊕WAT-33758-A	1	All	58
B9MY 3A670-A	Use with production installed P/S - ⊕B9M-33758-A	1	All	59
B9MY 3A670-B	Standard and service installed P/S - ⊕6450008, ⊕PB9M-33758-A	1	All	59
350997-S	Screw-hex. hd. -5/16"-18 x 9/16"-steering housing upper to steering gear	4	a	
3-3670 "O" RING (POWER STEERING PUMP VANE RING)				
MG 33670-A	Use on all vane type belt driven P/S pumps - also serviced in 3B728 kit	1	All	57/58
3A673 COVER (STEERING COLUMN OPENING)				
B7MY 3A673-A	⊕FEK-33720-AP	1	65, 75, 76B, Conv. Cruiser	57
B7MY 3A673-B	⊕BAE-33720-A	1	All except 65, 75, 76B, Conv. Cruiser	57
B8MY 3A673-A	⊕BAF-33720-AP	1	All	58
B9MY 3A673-A	Use with standard transmission and single range transmission - ⊕B9MF-33720-AP	1	All	59
3674 INSULATOR (STEERING COLUMN TUBE LOWER FLANGE)				
B8S 3674-A	⊕FEK-33737-A	1	All	57/58

Steering Gear

GROUP AND PART NUMBER	DESCRIPTION, SIZE, ETC.	NO. REQ'D	MODEL OR ENGINE CUBIC INCH DISPLACEMENT	YEAR 19_____
3A674 PUMP & TUBE (POWER STEERING)				
B6LY 3A674-C	⊕LE-33607-C	1	All	56
B7MY 3A674-A	⊕MG-33607-A ☆ 1957 - roller type belt driven ☆ 1958 - use on models 58C, 64B with service installed roller type belt driven P/S	1	All☆	57/58
B7MY 3A674-B	⊕MG-33607-B ☆ 1957 - vane type belt driven ☆ 1958 - use on models 58C, 64B with service installed vane type belt driven P/S and A/cond.	1	All☆	57/58
B8KY 3A674-A	Production installed belt driven P/S pump - ⊕KD-33607-A	1	58C, 64B	58
B9ME 3A576-B	(2) mounting holes - vane type crankshaft driven - when replacing pump with (4) mounting bolt holes - also use the following parts - (2) B9ME-3A577-A insulator - rear (1) B9ME-3A579-A hose (1) B9ME-3A583-A seal (2) B9ME-3A584-A insulator - front (2) 372816-S plug	(b) 1	All	58/59
PB8M 33607-A	NS-(4) mounting holes - crankshaft driven - for service use 3A576 pump assembly - ⊕5750244	(a) 1	All	58/59
COME 3A576-A	Roller type crankshaft driven - when replacing (2) hole mounting vane type pump with roller type - also use 8A501 water pump spacer and 3A719 pressure hose - when replacing (4) hole vane type crankshaft driven - also use the following parts - (2) B9ME-3A577-A insulator - rear (1) B9ME-3A579-A hose (1) B9ME-3A583-A seal (2) B9ME-3A584-A insulator - front (1) B8ME-8A501-A spacer (1) COMM-3A719-A hose	(b) 1	All	59
B9MY 3A674-A	Belt driven - ⊕B9MM-33607-A	1	All	59
371030S8B	Washer-flat-7/16"-use with P/S pump attaching bolts	2-4	a, b	
371830S8B	Bolt-hex. hd. -5/16"-18 x 1-3/8"-attach P/S pump to cylinder front cover	2-3	a, b	
371831S8B	Bolt-hex. hd. -5/16"-18 x 2-1/16"-attach P/S pump to cylinder front cover	1	a	
372816-S	Plug-screw-5/16-18 x 1/2"-use to plug two extra pump mounting holes in cylinder front cover	2	b	
3A675 KIT (POWER STEERING CONTROL VALVE CENTERING SPRING) REPAIR				
B3A 3317-A	Consists of the following - (1) AC-33704-A spring (1) AC-33707-A spacer (1) AC-33712-A adapter (1) 353618-S nut (1) 353622-S100 spacer (2) 353623-S100 washer	1	All	56
B7MY 3A675-A	Consists of the following - ⊕MHK-3317-B (2) AJ-3799-A washer (1) MG-33704-B spring (1) AJ-33707-A spacer (1) AJ-33712-A plate (1) 34443-S nut (1) 44722-S washer	1	All	57/58

CONTINUED ON NEXT PAGE

Steering Gear

GROUP AND PART NUMBER	DESCRIPTION, SIZE, ETC.	NO. REQ'D	MODEL OR ENGINE CUBIC INCH DISPLACEMENT	YEAR 19__
3A675 KIT (POWER STEERING CONTROL VALVE CENTERING SPRING) REPAIR (CONTINUED)				
B9MY 3A675-A	Use with crankshaft P/S - \oplus 59MK-3317-A Consists of the following - (2) B9M-3799-A washer (1) B9M-33704-A spring (1) AJ-33707-A spacer (2) 372300-S washer	1	All	59
B9MY 3A675-B	Use with belt driven P/S - \oplus 59MK-3317-B Consists of the following - (2) B9M-3799-A washer (1) B9MM-33704-B spring (1) AJ-33707-A spacer (1) 44722-S8 washer	1	All	59
3678 BRACKET (STEERING COLUMN)				
FDK 3678-AP	1-1/2" wide	1	All	56
FDK 3678-BP	1-7/8" wide	1	All	56
FEK 3678-A		1	All	57/58
PB9M 3678-A	\oplus 2703537	1	All	59
3682 INSULATOR (STEERING COLUMN BRACKET)				
B8E 3682-A	\oplus FEY-3682-A	1	All	59
3-3684 ROLLER (POWER STEERING PUMP)				
	See basic part number 3612			
3685 KEY (DOOR & IGNITION LOCK)				
BAE 3685-A	2-1/32" overall length	2	All	56/57
BAF 3685-A	2-1/32" overall length	2	All	58
PB9M 3685-A	\oplus 1006029	2	All	59
3687 LOCK SET (IGNITION & DOOR)				
BV 3687-A	Ignition and doors with keys	1	All except 79	56
BV 3687-B	Ignition and doors with keys	1	79	56
BAF 3687-C	Ignition and door	1	All except 56, 77	57/58
BAF 3687-D	Ignition - front door and glove compartment	1	56, 77A, 77C, 77D	57/58
BAF 3687-F	Ignition - front door and glove compartment	1	77B	57/58
PB9M 3687-A	Use on models built prior to 3-16-59 - \oplus 1012120	1	All	59
B9MB 3687-B	Use on models built after 3-16-59	1	All	59
3-3687 INSULATOR (STEERING COLUMN BRACKET)				
FDK 33687-A	NS-improvise locally	2	All	56
3B688 SPRING (POWER STEERING OIL RESERVOIR ELEMENT RETAINING)				
B3AZ 3B688-A	\oplus LA-33539-A ☆ 1956 - all ☆ 1957 - use with roller type belt driven P/S pump ☆ 1958 - use on models 58C, 64B with service installed roller type belt driven P/S pump	1	All☆	56/58
B7MY 3B688-A	Use with vane type belt driven P/S pump - \oplus 4049026, \oplus BPB7M-33539-A	1	All	57/58
B8AZ 3B688-A	\oplus KD-33539-A, \oplus B8E-33539-A ☆ 1958 - use on models 58C, 64B with production installed roller type belt driven P/S pump ☆ 1959 - use on all models with belt driven P/S pump	1	All☆	58/59
B8MY 3B688-A	Use with crankshaft driven P/S pump - \oplus EDG-33539-A	1	All	58/59

Steering Gear

GROUP AND PART NUMBER	DESCRIPTION, SIZE, ETC.	NO. REQ'D	MODEL OR ENGINE CUBIC INCH DISPLACEMENT	YEAR 19__
3689 LOCK SET (LUGGAGE & GLOVE COMPARTMENT DOOR) WITH KEYS				
BV 3689-A	Secondary	1	All except 79	56
BAF 3689-A	Secondary	1	All except 56, 77	57/58
B9MB 3689-A	NS-see basic part number 43507	1	56, 77	59
PB9M 3689-A	⊕1012124	1	All except 56, 77	59
3-3690 HOUSING & SPOOL (POWER STEERING CONTROL VALVE)				
	See basic part number 3B731			
3-3692 ROTOR (POWER STEERING PUMP)				
MG 33692-A	☆ 1957 - use with vane type belt driven P/S pump ☆ 1958 - use on models 58C, 64B with service installed vane type belt driven P/S pump - also serviced in 3A644 kit	1	All☆	57/58
PB8M 33692-A	Use with vane type crankshaft driven P/S pump - also serviced in 3A644 kit - ⊕5750071	1	All	58/59
3-3694 SPRING (POWER STEERING PUMP PRESSURE PLATE)				
MG 33694-A	Use with all vane type belt driven P/S pumps	1	All	57/58
3-3695 VANE (POWER STEERING PUMP)				
MG 33695-A	☆ 1957 - use with vane type belt driven P/S pump ☆ 1958 - use on models 58C, 64B with service installed vane type belt driven P/S pump - also serviced in 3A644 kit	10	All☆	57/58
PB8M 33695-A	Use with vane type crankshaft driven P/S pump - also serviced in 3A644 kit - ⊕5750072	10	All	58/59
3A697 RESERVOIR & OUTLET TUBE (POWER STEERING PUMP)				
B4LY 3A697-A	⊕LE-33655-A (a)	1	All	56
B7MY 3A697-B	Used with vane type P/S pump - ⊕MJ-33655-A	1	All	57
B7A 33532-B	⊕AG-33655-B ☆ 1957 - use with rotor type pump ☆ 1958 - use on models 58C, 64B with service installed P/S	1	All☆	57/58
B7MY 3A697-A	⊕MG-33655-A ☆ 1957 - use with vane type pump with 312 C. I. D. engine ☆ 1958 - use on models 58C, 64B with service installed P/S and A/cond.	1	All☆	57/58
COAA 3A697-A	Use with belt driven P/S	1	All	58/59
	44724-S8 Washer-5/16"-cover	1	a	
	353766-S Nut-spring-5/16"-to retain cover, spring & element	1	a	
	354668-S8 Bolt-hex. -5/16"-18 x 3-1/2"	1	a	
3-3697 SEAL (POWER STEERING CONTROL VALVE SPOOL SLEEVE END)				
AC 33697-A	NS-13/16" I. D. x 1-1/16" O. D. x 1/8" thick - serviced in 3316 kit only	1	All	56
AJ 33697-A	NS-use with belt driven P/S - serviced in 3316 kit only	1	All	57/59
B9MM 33697-B	NS-use with crankshaft driven P/S - serviced under basic part number 3316	1	All	59

Steering Gear

GROUP AND PART NUMBER	DESCRIPTION, SIZE, ETC.	NO. REQ'D	MODEL OR ENGINE CUBIC INCH DISPLACEMENT	YEAR 19__
3-3698 BOLT (POWER STEERING CONTROL VALVE SPOOL)				
AC 33698-A		(a) 1	All	56/59
34443-S8	Locknut-hex. -5/16"-24-threaded end of bolt	1	a	
370235-S	Pin-1/8" x 1" long-retain bolt to stop	1	a	
3A698 COVER (POWER STEERING PUMP HOUSING)				
LA 33608-B		(a) 1	All	56
B5A 33608-B	⊕AF-33608-A ☆ 1956 - all with extended tube from reservoir ☆ 1957 - use with rotor type P/S pump ☆ 1958 - use on models 58C, 64B with service installed P/S	(a) 1	All☆	56/58
B7MY 3A698-A	⊕MG-33608-B ☆ 1957 - use with vane type P/S pump ☆ 1958 - use on models 58C, 64B with service installed P/S and A/cond.	(b) 1	All☆	57/58
B8AZ 3A698-A	Use with 312 C.I.D. engine with production installed belt driven P/S - ⊕KD-33608-A, ⊕B8E-33608-A	(a) 1	All	58
B9MY 3A698-B	Use with (2) mounting hole vane type crankshaft driven P/S pump - roller type crankshaft driven P/S serviced in 3B715 assembly only - ⊕B9ME-33608-A	(c) 1	All	58/59
PB8M 33608-A	NS-use with (4) mounting hole crankshaft drive P/S - for service use 3A698 cover - ⊕5750079,	(c) 1	All	58/59
B9MY 3A698-A	Use with belt driven P/S pump - ⊕B9MM-33608-A	(d) 1	All	59
20506-S7	Bolt-hex. hd. -3/8"-16 x 2-3/4"-steering pump cover to steering pump housing	2	b	
87014-S91	Seal-"o" ring-9/16" I.D. -pump flow director	1	d	
87147-S91	Seal-"o" ring-2-5/8"-pump cover to housing	1	d	
357648-S8	Pin-5/16" x 3/4"-to align housing to cover assy.	2	a	
357649-S8	Screw & washer assy. -hex. hd. -3/8"-16 x 1-3/4" to housing assy. -P/S pump	2	a	
358850-S	Pin-roll-dowel-5/32" x 1-1/8" - steering pump housing cover to steering pump housing assy.	2	b	
371223-S	Bolt-hex. hd. -5/16"-18 x 1-3/4"-attach cover to housing	6	c	
371226-S91	Seal-"o" ring-4-5/16" I.D. -cover to housing	1	c	
3-3699 SPACER (POWER STEERING CONTROL VALVE SLEEVE END BUSHING)				
B7A 33699-A	⊕AJ-33699-A	(a) 1	All	57/59
370232-S	Washer-flat-5/8"-spacer seat	1	a	
3A700 ORIFICE (POWER STEERING PRESSURE LINE HOSE)				
	See basic part number 3-3759			
3-3700 WASHER (POWER STEERING IDLER ARM)				
MJ 33700-A	NS-serviced in 3352 kit only	1	All	57/58
COMM 3A758-A	NS-serviced in 3352 kit only	1	All	59

Steering Gear

GROUP AND PART NUMBER	DESCRIPTION, SIZE, ETC.	NO. REQ'D	MODEL OR ENGINE CUBIC INCH DISPLACEMENT	YEAR 19__
3A703 BAFFLE (POWER STEERING OIL RESERVOIR OUTLET)				
COAA 3A703-A	Use with belt driven P/S	1	All	59
3-3703 SEAL (POWER STEERING CONTROL VALVE SPOOL CAP END)				
AF 33703-A	NS-7/8" I.D. x 1-1/16" O.D. x 3/32" thick - serviced in 3316 kit only	1	All	56
AJ 33703-A	NS-serviced in 3316 kit only	1	All	57/58
B9MM 33703-C	NS-use with belt driven P/S - serviced in 3316 kit only	1	All	59
B9MM 33703-D	NS-use with crankshaft driven P/S - serviced under basic part number 3316	1	All	59
3-3704 SPRING (POWER STEERING CONTROL VALVE SPOOL CENTERING)				
AC 33704-A	NS-7/8" approx. free length - serviced in 3317 kit only (a)	1	All	56
MG 33704-B	NS-serviced in 3317 kit only	1	All	57/58
B9M 33704-A	NS-use with crankshaft P/S - serviced in 3317 kit only (b)	1	All	59
B9MM 33704-B	NS-use with belt driven P/S - serviced in 3317 kit only	1	All	59
353623-S100	Washer-flat-37/64" I.D. x 1-1/16" O.D.	2	a	
372300-S	Washer-flat-5/16"-required as spacer	2	b	
3-3705 CAP (POWER STEERING CONTROL VALVE SPOOL SPRING)				
AC 33705-A	(a)	1	All	56/59
370234-S	Screw and washer-fill. hd. -1/4"-20 x 1-1/2" long-use to attach cap to valve housing	2	a	
3-3706 BUSHING (POWER STEERING CONTROL VALVE SPOOL CAP END)				
AF 33706-A	NS-7/8" I.D. x 1-3/32" O.D. x 5/32" thick - serviced in 3316 kit only	1	All	56
AJ 33706-A	NS-serviced in 33577 assembly only	1	All	57/58
3707 NUT (STEERING GEAR WORM THRUST BEARING)				
B8A 3707-A	⊕AJ-3707-A ☆ 1956 - use with recirculating ball gear ☆ 1957 - all ☆ 1958-59 - use with production installed P/S	1	All☆	56/59
WAT 3707-A	Standard and service installed P/S	1	All	58/59

Steering Gear

GROUP AND PART NUMBER	DESCRIPTION, SIZE, ETC.	NO. REQ'D	MODEL OR ENGINE CUBIC INCH DISPLACEMENT	YEAR 19__
3-3707 SPACER (POWER STEERING CONTROL VALVE SPOOL CENTERING SPRING)				
AC 33707-A	NS-7/8" long - serviced in 3317 kit only	1	All	56
AJ 33707-A	NS-serviced in 3317 kit only	1	All	57/59
3-3708 STOP (POWER STEERING CONTROL VALVE SPOOL TRAVEL REGULATOR)				
B7A 33708-A	⊕AJ-33708-A	1	All	57/59
3-3709 BUSHING (POWER STEERING CONTROL VALVE SPOOL SLEEVE END)				
AF 33709-A	NS-1-3/16" I. D. x 1-3/32" O. D. x 7/64" thick - serviced in 3316 kit only	1	All	56
AJ 33709-A	Use with belt driven P/S	1	All	57/59
3-3710 VALVE (POWER STEERING CONTROL VALVE RETAINER PORT RELIEF)				
AC 33710-A		1	All	56/59
3A711 KIT (POWER STEERING PUMP ROLLER)				
	See basic part number 3612			
3-3711 SPRING (POWER STEERING CONTROL VALVE BALL STUD SEAT)				
AC 33711-A	NS-1-3/16" free length - serviced in 3312 kit only	1	All	56
AJ 33711-A	NS-serviced in 3-3577 assembly only	1	All	57/59
3-3712 PLATE (POWER STEERING CONTROL VALVE CAP ADAPTOR)				
AC 33712-A	NS-serviced in 3317 kit only	1	All	56
AJ 33712-A	NS-serviced in 3317 kit only	1	All	57/58
B9M 33712-A	Use with crankshaft driven P/S	1	All	59
B9MM 33712-B	Use with belt driven P/S	1	All	59
3A713 HOSE (POWER STEERING RETURN LINE)				
B7MY 3A713-A	⊕MG-33588-B ☆1956-57 - All ☆ 1958 - use on models 58C, 64B	1	All☆	56/58
B8MY 3A713-A	Use with crankshaft driven P/S pump - ⊕MK-33588-B	1	All	58
B9MY 3A713-A	Use with belt driven P/S and on all crankshaft driven P/S - ⊕B9MM-33588-D (a)	1	All	59
97200-S	Clamp-hose-9/16" dia. -slotted band	1	a	

Steering Gear

GROUP AND PART NUMBER	DESCRIPTION, SIZE, ETC.	NO. REQ'D	MODEL OR ENGINE CUBIC INCH DISPLACEMENT	YEAR 19__
3-3713 SHIELD (POWER STEERING CONTROL VALVE BALL STUD DUST)				
AC 33713-A	NS-serviced in 3312 kit only	1	All	56
AJ 33713-A	NS-serviced in 3312 and under basic part number 3316	1	All	57/59
3A714 HOSE (POWER STEERING CONTROL VALVE TO CYLINDER HEAD END)				
B5A 33637-A	⊕MC-33637-A (a)	1	All	56
B7MY 3A714-A	⊕MG-33637-A (b) ☆ 1957 - all ☆ 1958 - use on models with service installed belt driven P/S	1	All☆	57/58
B8MY 3A714-A	⊕MK-33637-A ☆ Except service installed belt driven P/S	1	All☆	58
B9MY 3A714-A	Use with belt driven P/S pump - ⊕B9M-33637-B	1	All	59
B9MY 3A714-B	Use with crankshaft driven P/S pump - ⊕B9MM-33637-C	1	All	59
	353642-S Seat-1/4"-hose assy. to cylinder	1	b	
	353643-S Seat-3/8"-tube	1	a	
3B715 PUMP (POWER STEERING LESS HOUSING)				
COME 3B715-A	Roller type crankshaft driven P/S	1	All	58/59
3A717 HOSE (POWER STEERING CONTROL VALVE TO CYLINDER ROD END)				
B5A 33636-A	15" long - ⊕MC-33636-B (a)	1	All	56
B7MY 3A717-A	⊕MG-33636-A (a) ☆ 1957 - all ☆ 1958 - use with service installed belt driven P/S	1	All☆	57/58
B8MY 3A717-A	⊕MK-33636-A ☆ Except service installed belt driven P/S	1	All☆	58
B9MY 3A717-A	Use with belt driven P/S pump - ⊕B9M-33636-B	1	All	59
B9MY 3A717-B	Use with crankshaft driven P/S pump - ⊕B9MM-33636-C	1	All	59
	353642-S Seat-1/4"-hose assy. to cylinder	1	a	
	353643-S Seat-3/8"-tube	1	a	
3-3717 SOCKET (POWER STEERING CONTROL VALVE BALL STUD)				
B5A 33717-A	2-5/8" long - ⊕AF-33717-A	1	All	56
B7A 33717-A	⊕AJ-33717-A	1	All	57/59

Steering Gear

GROUP AND PART NUMBER	DESCRIPTION, SIZE, ETC.	NO. REQ'D	MODEL OR ENGINE CUBIC INCH DISPLACEMENT	YEAR 19__
3A718 SEAL (STEERING GEAR SECTOR SHAFT GREASE)				
B9MZ 3A718-A	⊕MC-33587-A ☆ 1956 - use with recirculating ball gear ☆ 1957 - all ☆ 1958-59 - use with production installed P/S	1	All☆	56/59
3A719 HOSE (POWER STEERING PRESSURE LINE)				
B5MY 3A719-A	Used on cars with extended tube from reservoir (a) ⊕MC-33589-B	1	All	56
B7MY 3A719-A	⊕MG-33589-B (a) ☆ 1957 - all ☆ 1958 - use on models 58C, 64B	1	All☆	57/58
B8MY 3A719-A	Use with crankshaft driven P/S pump - ⊕MK-33589-B	1	All	58
COMM 3A719-A	Use with roller type crankshaft driven P/S pump with pressure outlet on bottom of pump	1	All	58/59
B9MY 3A719-B	Use with belt driven P/S - ⊕B9MM-33589-E	1	All	59
B9MY 3A719-C	Use with vane type crankshaft driven P/S with pressure outlet on side of pump - ⊕B9MM-33589-F	1	All	59
351789-S8	Washer-flat-31/64" I.D. x 7/8" O.D. -hose to pump	1	a	
351791-S8	Fitting-hose to pump	1	a	
351792-S8	Bolt-hex. hd. -5/8"-18 x 1"-fitting to pump	1	a	
3-3719 SLEEVE (STEERING WHEEL HUB)				
FEK 33719-A		1	All	57/58
3A728 CLAMP (POWER STEERING GEAR HYDRAULIC CONTROL)				
COMM 3A728-A		1	All	59
3B728 KIT ("O" RING - POWER STEERING PUMP)				
B6MY 3B728-A	Consists of the following - ⊕HDK-33547-B (2) LA-33547-A ring - use prior to 2-1-55 (2) B5A-33547-A ring - use after 2-1-55 (2) LA-33549-A ring (1) LA-33617-A gasket (1) LA-33618-A ring (1) LA-33619-A ring (3) 351789-S washer	1	All	56
B7MY 3B728-A	Consists of the following - ⊕MHK-33547-A (3) MG-33547-A "o" ring (1) MG-33618-A "o" ring (1) MG-33670-A "o" ring (1) 87023-S91 "o" ring ☆ 1957 - use with vane type belt driven pump ☆ 1958 - use on models 58C, 64B with vane type belt driven P/S and A/cond.	1	All☆	57/58
CONTINUED ON NEXT PAGE				

Steering Gear

GROUP AND PART NUMBER	DESCRIPTION, SIZE, ETC.	NO. REQ'D	MODEL OR ENGINE CUBIC INCH DISPLACEMENT	YEAR 19__
3B728 KIT ("O" RING - POWER STEERING PUMP) CONTINUED				
B8LY 3B728-A	Consists of the following - ⊕HJK-33547-A (2) B5A-33547-A "o" ring (1) LA-33618-A "o" ring (1) LA-33623-A seal (1) 87014-S91 "o" ring (1) 87147-S91 "o" ring (1) 359290-S snap ring ☆ 1958 - use on models 58C, 64B with roller type belt driven P/S pump ☆ 1959 - use on all models with belt driven P/S	1	All☆	58/59
B8MY 3B728-A	Use with vane type crankshaft driven P/S pump Consists of the following - ⊕MJK-33547-A (1) MG-33618-A "o" ring (1) 87018-S91 seal (1) 87067-S91 seal (1) 371226-S91 seal (2) 5750076 seal	1	All	58/59
COMY 3B728-A	Use with roller type crankshaft driven P/S pump - Consists of the following - (2) COME-3B592-A seal (1) 87014-S91 "o" ring (1) 87018-S91 "o" ring (1) 87141-S91 "o" ring (1) 373933-S "o" ring	1	All	58/59
3A729 COVER (POWER STEERING CONTROL VALVE DUST)				
COMM 3A729-A		1	All	59
3A730 VALVE (POWER STEERING GEAR HYDRAULIC CONTROL)				
B5A 33577-A	⊕AF-33577-A	(a, b)	1	All
B7MY 3A730-A	⊕MG-33577-B	(b)	1	All
B9MY 3A730-A	Use with belt driven P/S - ⊕B9M-33577-B	(c)	1	All
B9MY 3A730-B	Use with crankshaft driven P/S - ⊕B9MM-33577-D	(c)	1	All
20515-S8	Bolt-hex. hd. -3/8"-24 x 1-1/2"	1	a	
33800-S8	Nut-hex. -3/8"-24	1	a	
72035-S7	Cotter pin-1/8" x 1"-valve assy. to arm steering pitman	1	b	
87924-S8	Fitting-lub. -1/4"-28 x 90°	1	a	
351059-S	Nut-slotted-1/2"-20-valve assy. to arm steering pitman	1	b	
352146-S	Pin-roll-1/8" x 7/8"-secure valve to connecting link	1	b, c	
357629-S7	Lockwasher-3/8"	1	a	

Steering Gear

GROUP AND PART NUMBER	DESCRIPTION, SIZE, ETC.	NO. REQ'D	MODEL OR ENGINE CUBIC INCH DISPLACEMENT	YEAR 19__
3B731 HOUSING & SPOOL (POWER STEERING CONTROL VALVE)				
B3MY 3B731-A	⊕AF-33690-A (a)	1	All	56
AJ 33690-A	NS-serviced in 33577 assembly only	1	All	57/58
B9MY 3B731-A	Use with belt driven P/S - ⊕B9MM-33690-B	1	All	59
B9MY 3B731-B	Use with crankshaft driven P/S - ⊕B9MM-33690-C (b)	1	All	59
353618-S100	Locknut-5/16"-24	1	a	
353620-S100	Bolt-fillister drilled hd. -1/4"-20 x 1-1/2"	2	a	
353622-S100	Washer-flat-11/32" I. D. x 3/4" O. D.	1	a	
353623-S100	Washer-flat-37/64" I. D. x 1-1/16" O. D.	2	a	
353642-S	Seat-tube-1/4"	1	a,b	
353643-S	Seat-tube-3/8"	1	a, b	
3A732 BRACKET (POWER STEERING PUMP ADJUSTING)				
B5AZ 3A732-A	⊕ECE-33554-A, ⊕B5A-33554-A (a, c)	2	All	56
B6LY 3A732-A	Use with vane type belt driven P/S pump - ⊕ECV-33554-A (b)	1	All	57
B7MY 3A732-A	Use with vane type belt driven P/S pump with A/cond. - ⊕ECZ-33554-A (b)	1	All	57/58
B7AZ 3A732-A	⊕ECG-33554-A, ⊕B7A-33554-A (b) ☆ 1957-58 - use with roller type belt driven P/S pump with A/cond. ☆ 1959 - use with belt driven P/S pump with A/cond. (c, d)	1	All☆	57/59
B8AZ 3A732-B	⊕EDB-33554-A, ⊕B8A-33554-B (c, d) ☆ 1958 - use with production installed belt driven P/S pump without A/cond. ☆ 1959 - use with belt driven P/S pump without A/cond.	1	All☆	58/59
20188-S8	Bolt-hex. hd. -3/8"-16 x 1-5/8"-bracket to pump support	1	a	
20448-S	Bolt-hex. hd. -3/8"-16 x 3/8"-attach bracket to to pump support	2	d	
20514-S7	Bolt-hex. hd. -3/8"-16 x 1-7/8"-bracket to manifold support to pump support	1	a	
33799-S7	Nut-3/8"-16-attach bracket to support and exhaust manifold bracket	1	c	
34807-S8	Washer-spring lock-3/8"-attach bracket to pump support	AR	c	
43006-S	Bolt-hex-hd. -3/8"-16 x 2"-steering pump bracket to steering pump	2	b	
43012-S8	Bolt-hex. hd. -3/8"-16 x 2-3/4"-bracket to pump	3	a	
352115-S8	Washer-25/64"-bracket to pump support	6	a	
352981-S	Washer-3/8"-bracket to pump support	1	a	
353681-S8	Washer-13/32"-space between adjusting bracket & pump support	2	a	
354869-S8	Bolt-hex. hd. -3/8"-16 x 2"-attach bracket to P/S pump	1	d	
356500-S8	Washer flat-13/32" I. D. x 1" O. D. -attach bracket to pump support	2	d	
359099-S	Bolt-hex. hd. -3/8"-16x3-1/16"-steering adjusting bracket thru steering pump-thru washer thru manifold bracket	1	b	

Steering Gear

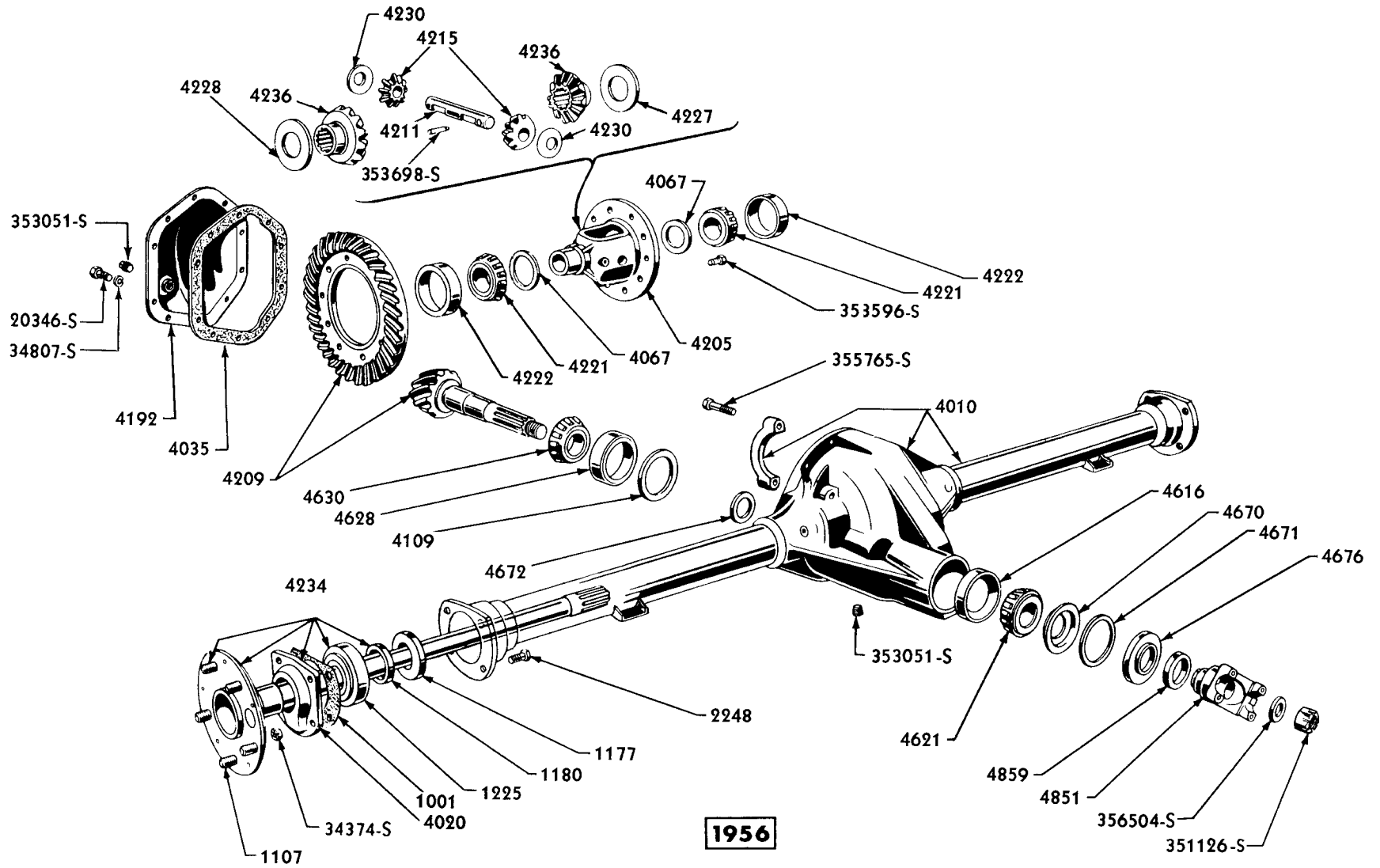
GROUP AND PART NUMBER	DESCRIPTION, SIZE, ETC.	NO. REQ'D	MODEL OR ENGINE CUBIC INCH DISPLACEMENT	YEAR 19_____
3B732 BUMPER (POWER STEERING CONTROL VALVE SPOOL STOP)				
B7MY 3B732-A	Rubber - ⊕MG-33774-A	2	All	57/59
3A733 PULLEY (POWER STEERING PUMP)				
B5MY 3A733-A	⊕ECK-33556-A (a, c)	1	All	56
B6MY 3A733-B	Use with vane type P/S pump - ⊕FCU-33556-C (b)	1	All	57
B7MY 3A733-A	⊕ECZ-33556-A (b) ☆ 1957 - use with roller type belt driven P/S pump ☆ 1958 - use with service installed roller type belt driven P/S	1	All☆	57/58
B7MY 3A733-B	⊕ECZ-33556-C (b) ☆ 1957 - use with vane type belt driven P/S pump ☆ 1958 - use with service installed vane type belt driven P/S	1	All☆	57/58
B8AZ 3A733-A	Use with production installed roller type belt driven P/S - ⊕EDC-33556-B or EDD-33556-A, EB8A-33556-B	1	All	58
B9MY 3A733-A	Use with belt driven P/S pump - ⊕B9ME-33556-A (a, b)	1	All	59
74172-S	Key-woodruff-1/8" x 1/2"-attach pulley to P/S pump shaft	1	b	
353846-S8	Washer-flat-5/16"-attach pulley to P/S pump shaft	1	b	
353846-S8	Washer-5/16"-pulley to pump	1	c	
353864-S7	Screw and washer-hex. hd. -5/16"-18 x 7/8"-attach pulley to P/S pump shaft	1	a	
3B736 BALL & CAGE (STEERING GEAR WORM THRUST BEARING)				
	See basic part number 3571			
3738 SEAL (STEERING GEAR SHAFT OIL)				
PB9M 3738-A	Standard and service installed P/S - ⊕6450016	1	All	59
3-3738 BUSHING (POWER STEERING CYLINDER PISTON ROD)				
AF 33738-A	NS-5/8" I. D. x 29/32" O. D. x 5/32" thick - serviced in 3315 kit only	1	All	56
AJ 33738-A	NS-serviced in 3315 kit only	1	All	57/59
3-3739 CLAMP (POWER STEERING CONTROL VALVE BALL STUD SLEEVE)				
B7A 33739-A	⊕AJ-33739-A (a)	1	All	57/59
20449-S	Bolt-hex. hd. -3/8"-24 x 1-3/8"-secure clamp to sleeve	1	a	
33800-S8	Nut-hex. -3/4"-24-secure clamp to sleeve	1	a	
34807-S8	Lockwasher-3/8"-secure clamp to sleeve	1	a	

Steering Gear

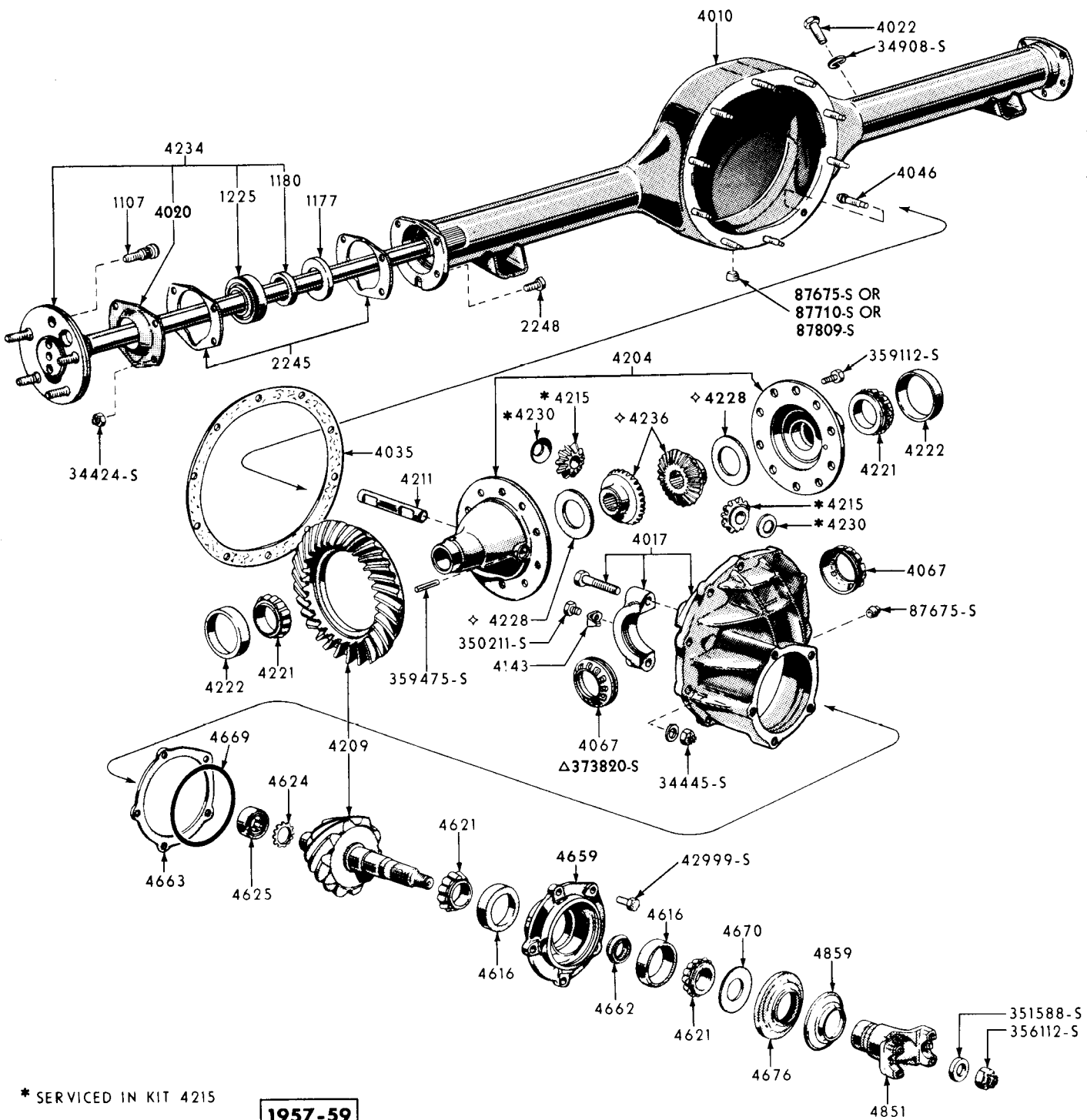
GROUP AND PART NUMBER	DESCRIPTION, SIZE, ETC.	NO. REQ'D	MODEL OR ENGINE CUBIC INCH DISPLACEMENT	YEAR 19__
3B754 SEAT (POWER STEERING OIL RESERVOIR FILTER ELEMENT RETAINING SPRING)				
B4AZ 3B754-A	⊕AE-33540-A ☆ 1956 - all ☆ 1957 - use with roller type belt driven P/S pump ☆ 1958 - use on models 58C, 64B with all P/S ☆ 1959 - use on all models with belt driven P/S pump	1	All☆	56/59
B8MY 3B754-A	Use with crankshaft driven P/S pump - ⊕5750299, EPB8M-33540-A ☆ 1958 - also use PB8M-3837-A on early production models when replacing EDG-3837-A filter ☆ 1959 - All	1	All☆	58/59
3A755 SLEEVE (POWER STEERING CONTROL VALVE BALL STUD)				
B5MY 3A755-A	When using AF-33715-A for AC-33715-A (a) requirements, remove (1) 20469-S bolt, (2) 353619-S100 bolt and add (1) 20523-S8 bolt, (2) 20408-S8 bolts and (1) AF-33739-A clamp - ⊕AF-33715-A	1	All	56
B7MY 3A755-A	⊕AJ-33715-B	1	All	57/58
B9MY 3A755-A	Use with crankshaft driven P/S - ⊕B9M-33715-A (b)	1	All	59
B9MY 3A755-B	Use with belt driven P/S - ⊕B9MM-33715-B	1	All	59
20408-S8	Bolt-hex. hd. -3/8"-16 x 1-1/8"-sleeve to housing & spool assy.	2	a	
42760-S8	Screw and washer-hex. hd. -5/16"-18 x 7/8"-attach sleeve to housing	2	b	
87908-S	Lubricator fitting-1/4"-28 x 11/16" long	1	b	
87924-S8	Fitting-lub. -1/4"-28 x 90°	1	a	
352146-S	Pin-roll-1/8" x 7/8"	1	a	
370233-S	Washer-flat-7/8"-use as spacer between valve sleeve and bushing and ball stud	1	b	
3B756 RETAINER (POWER STEERING OIL RESERVOIR FILTER SPRING)				
B8MY 3B756-A	Use with crankshaft driven P/S pump - (a) ⊕EDG-33832-A	1	All	58/59
353862-S	"C" washer-secure retainer to stud	1	a	
3-3756 SPRING (POWER STEERING CONTROL VALVE REACTION)				
B9M 33756-A	Use with crankshaft driven P/S (a)	2	All	59
372299-S	Washer-flat-No. 6-use as spring seat	2	a	
3A758 WASHER (POWER STEERING IDLER ARM)				
	See basic part number 3-3700			
3-3759 ORIFICE (POWER STEERING PRESSURE LINE HOSE)				
LF 33759-A	Use with production installed P/S	1	58C, 64B	58
B9MM 3A700-A	Use with belt driven P/S	1	All	59

Steering Gear

GROUP AND PART NUMBER	DESCRIPTION, SIZE, ETC.	NO. REQ'D	MODEL OR ENGINE CUBIC INCH DISPLACEMENT	YEAR 19__
3760 VENTURI (POWER STEERING OIL RESERVOIR PUMP)				
AF 3760-A	☆ 1958 - use with production installed P/S pump ☆ 1959 - use with belt driven P/S pump	1	All☆	58/59
3763 SHIM (STEERING GEAR SHAFT ADJUSTER)				
AJ 3763-A	.063" thick - selective fit with AJ-3763-B-C-D use with recirculating ball gear	1	All	56/59
AJ 3763-B	.067" thick - selective fit with AJ-3763-A-C-D use with recirculating ball gear	1	All	56/59
AJ 3763-C	.069" thick - selective fit with AJ-3763-A-B-D use with recirculating ball gear	1	All	56/59
AJ 3763-D	.065" thick - selective fit with AJ-3763-A-B-C use with recirculating ball gear	1	All	56/59
3763 KIT (STEERING SECTOR ADJUSTER SHIM)				
B8A 3763-A	Consists of the following - (1) AJ-3763-A shim (.063" thick) (1) AJ-3763-B shim (.067" thick) (1) AJ-3763-C shim (.069" thick) (1) AJ-3763-D shim (.065" thick)	1	All	59
3775 PLATE (POWER STEERING OIL FLOW)				
MG 3775-A	Use with all vane type belt driven P/S pumps	1	All	57/58
3784 SHAFT & RACK (STEERING GEAR)				
	See basic part number 3524			
3788 BRUSH & INSULATOR (HORN BLOWING RING CONTACT)				
CODZ 13A824-A	Includes wire assembly	1	All	57/58
3-3788 BRUSH (HORN BLOWING RING)				
PB9M 33788-A	⊕2703519	1	All	59
3790 EXTENSION (STEERING COLUMN TUBE FLANGE)				
PB9M 3790-AP	Use with standard transmission - ⊕2703539	1	All	59
3795 KIT (POWER STEERING LINKAGE) CONVERSION				
MG 3795-A		1	All	57/58
3799 WASHER (POWER STEERING CONTROL VALVE CENTERING SPRING)				
AJ 3799-A	NS-serviced in 3317 kit only	2	All	57/58
B9M 3799-A	NS-serviced in 3317 kit only	2	All	59
3-3804 BUSHING (STEERING GEAR SECTOR SHAFT COVER)				
WAT 33804-A	Standard steering	1	All	58



REAR AXLE



* SERVICED IN KIT 4215

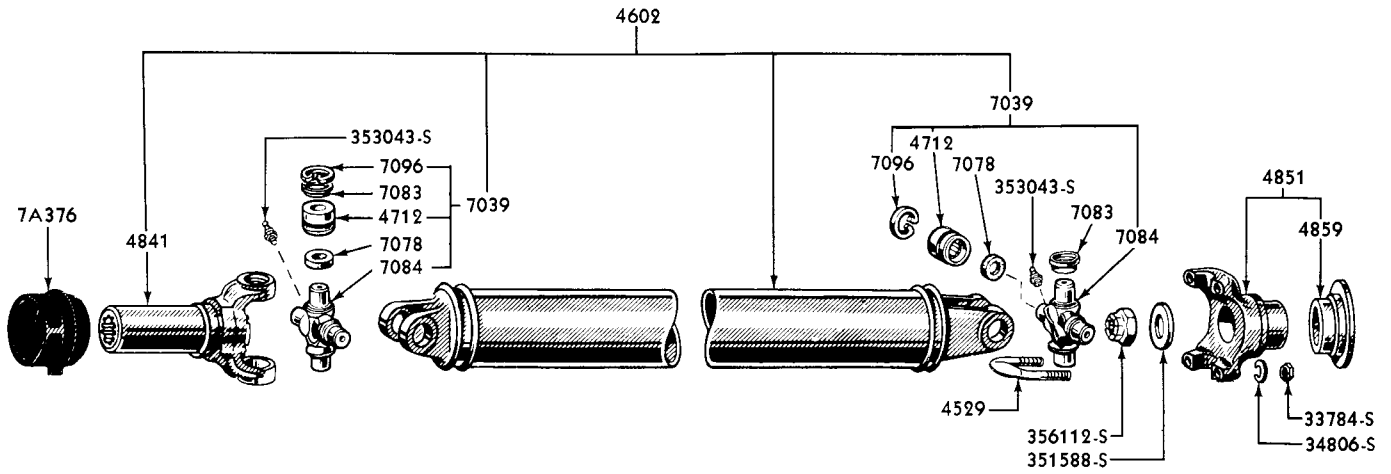
◇SERVICED IN KIT 4236

1957-59

△USE ON (5) BOTTOM STUDS ONLY
(1959)

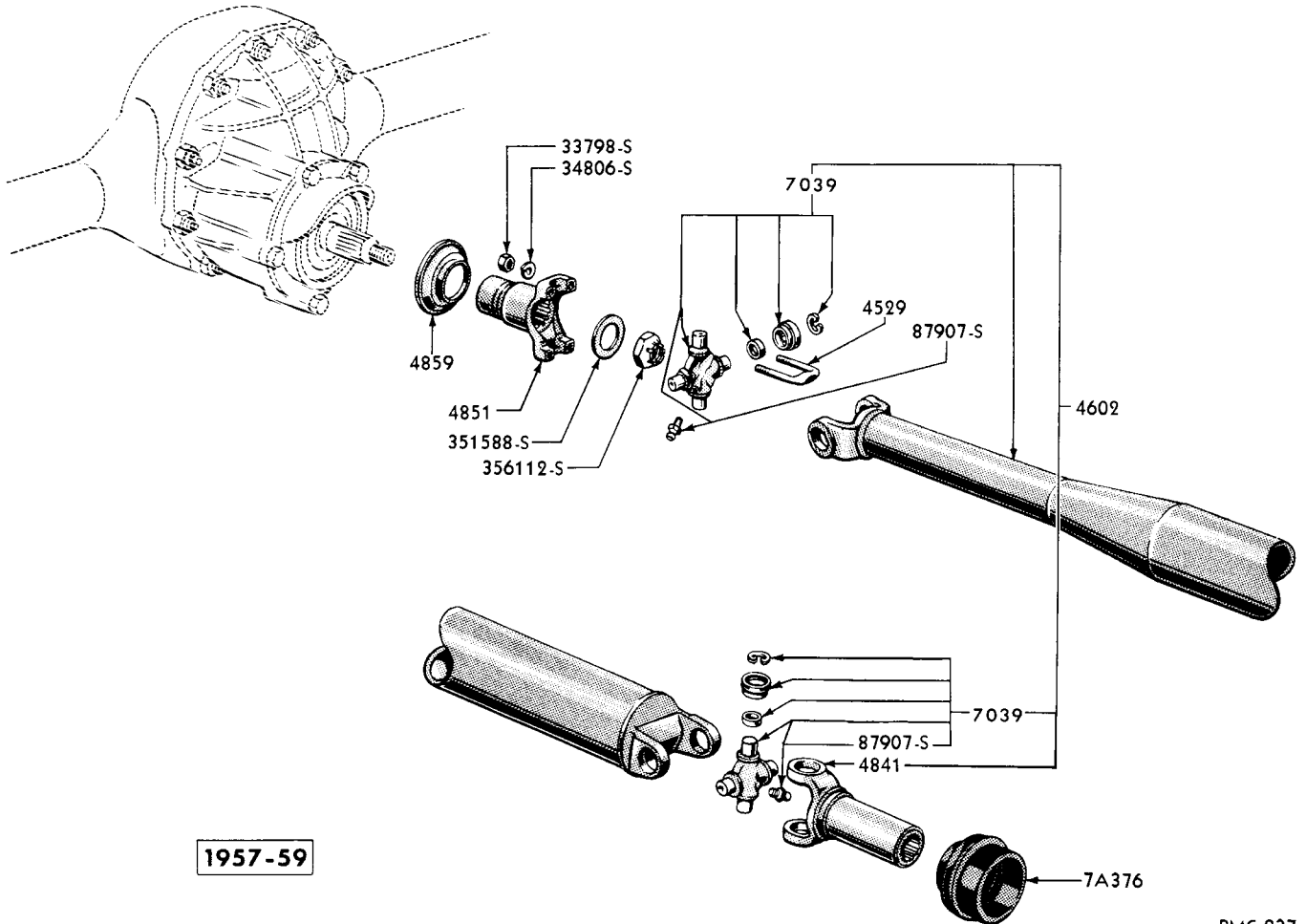
PMC-241

REAR AXLE



PMC-141

1956

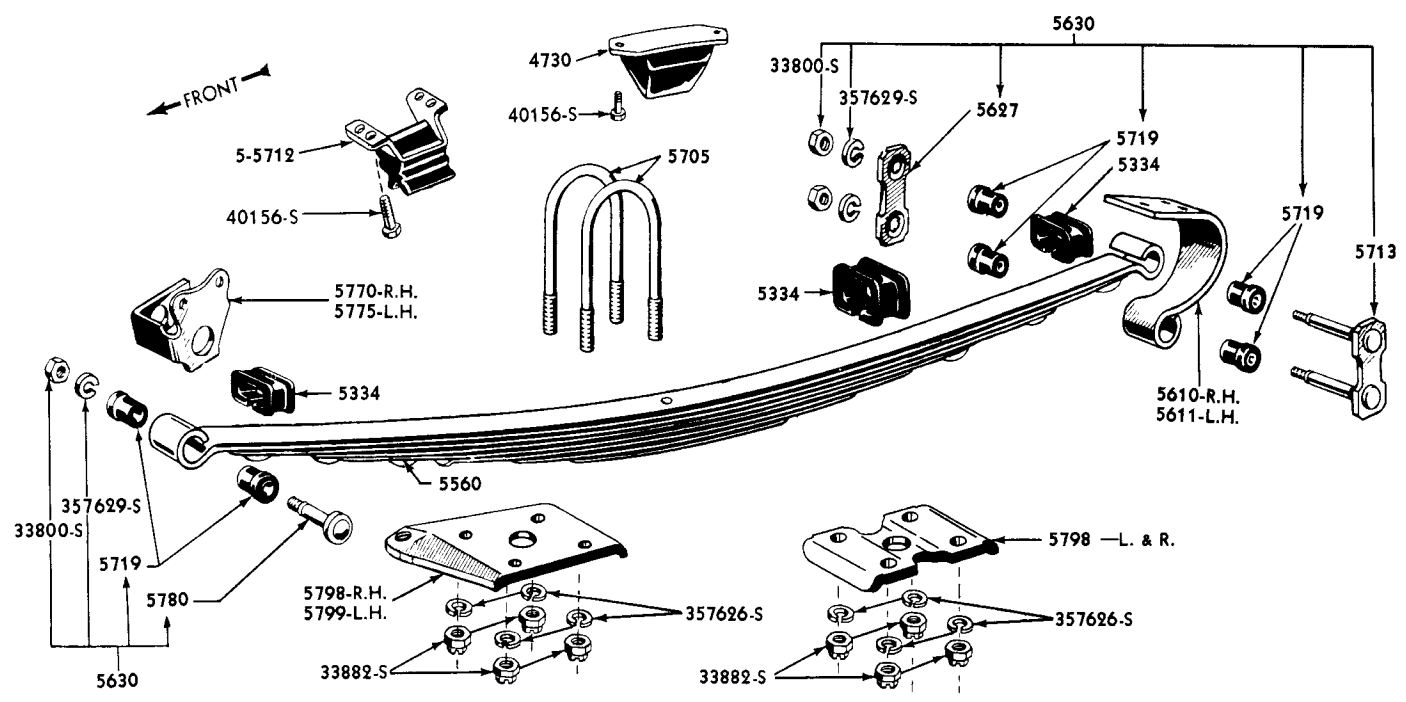


1957-59

PMC-237

DRIVE SHAFT ASSEMBLY

FRONT



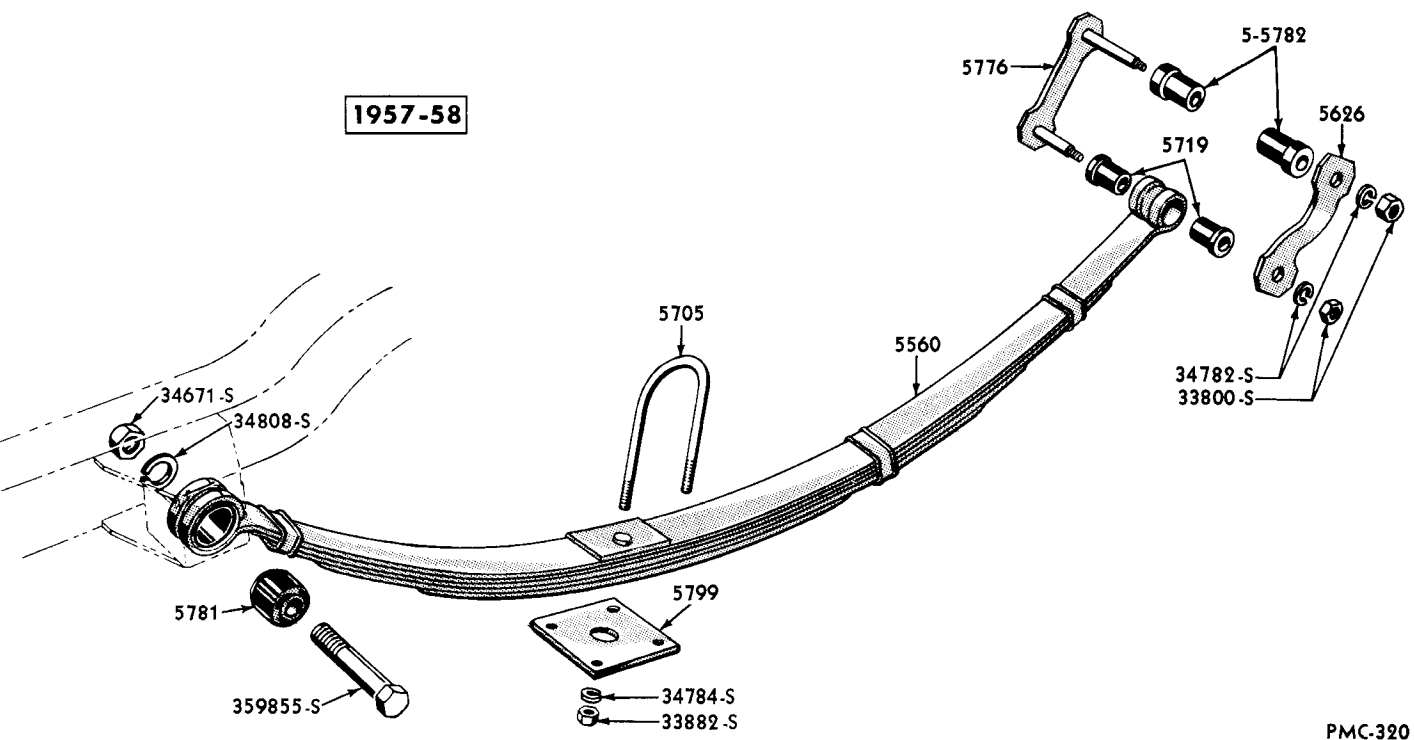
1956

79 MODEL

EXCEPT 79

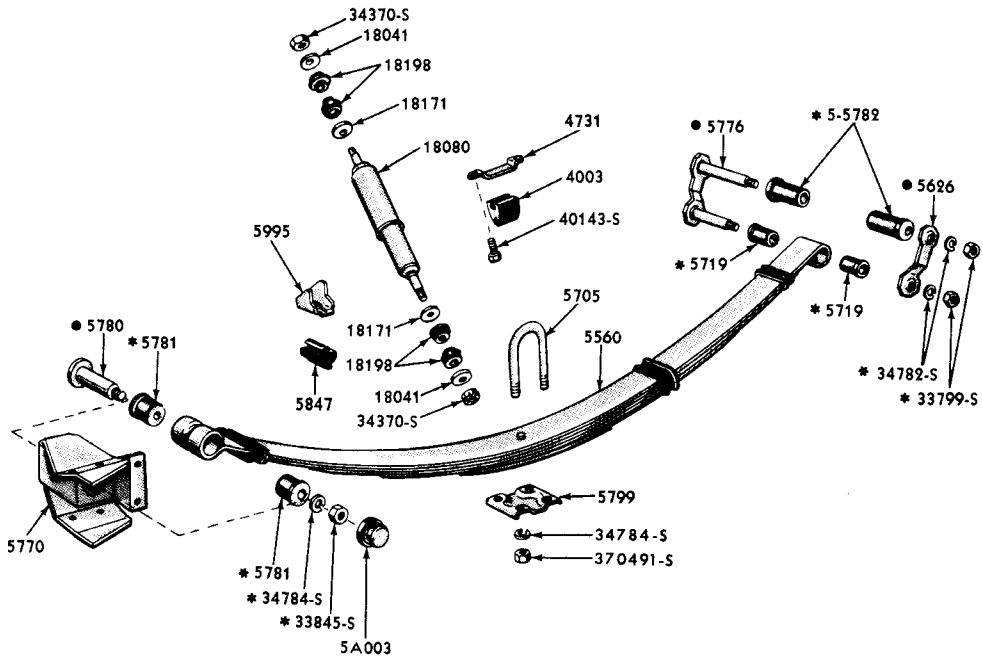
PMC-145

1957-58



PMC-320

REAR SUSPENSION

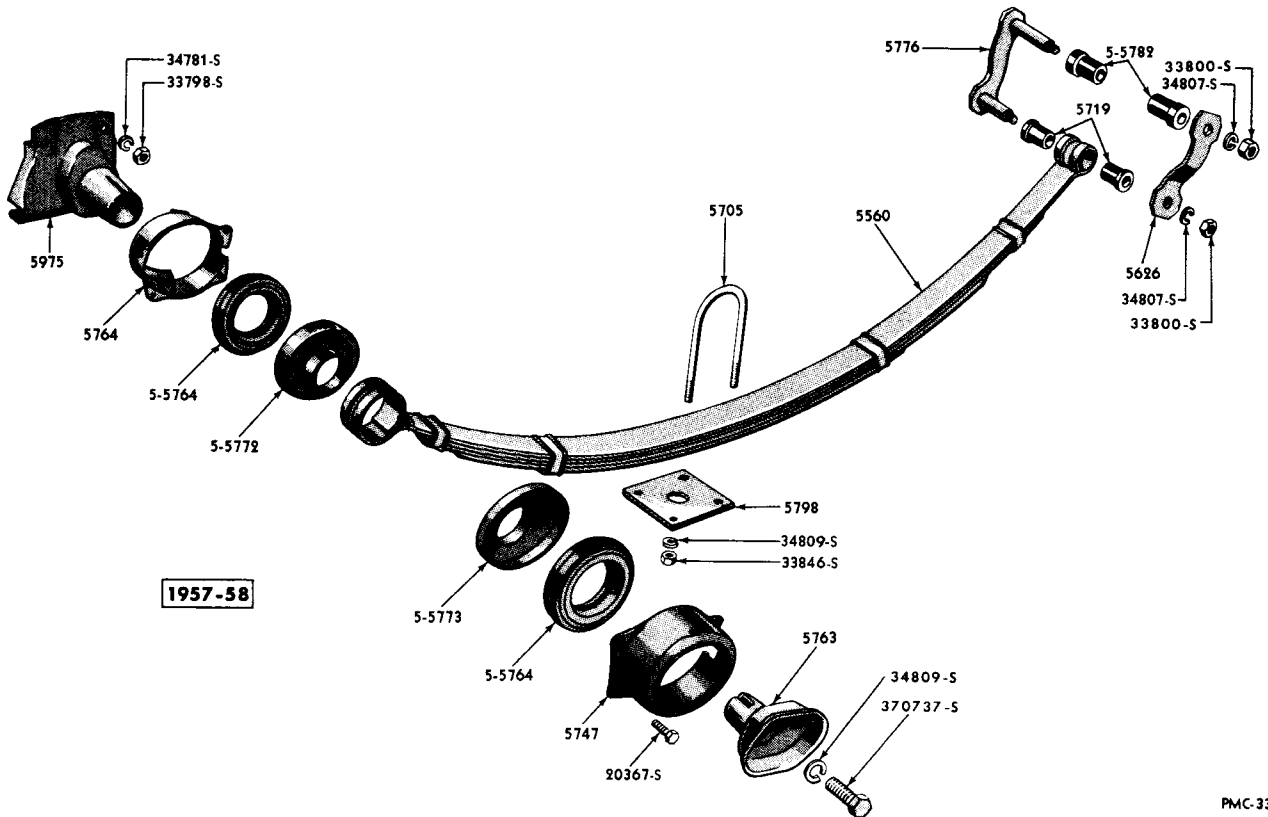


* ALSO SERVICED IN 5630 KIT
 ● SERVICED IN 5630 KIT ONLY

1959

PMC-630

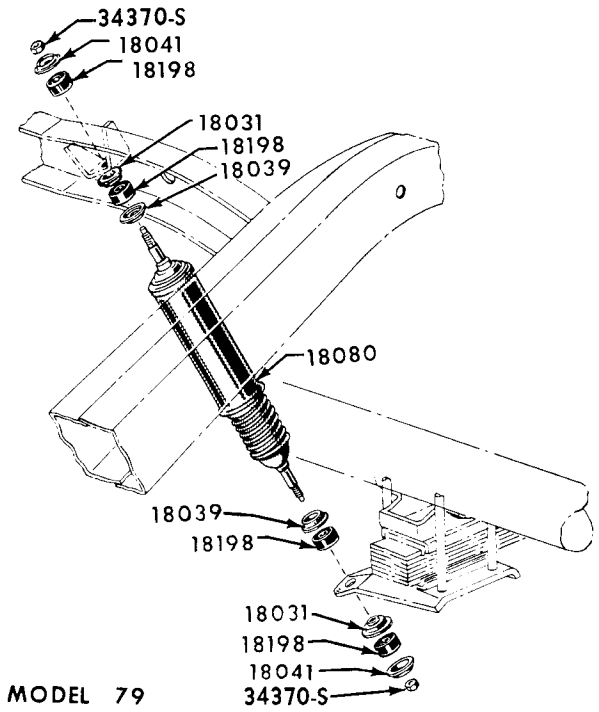
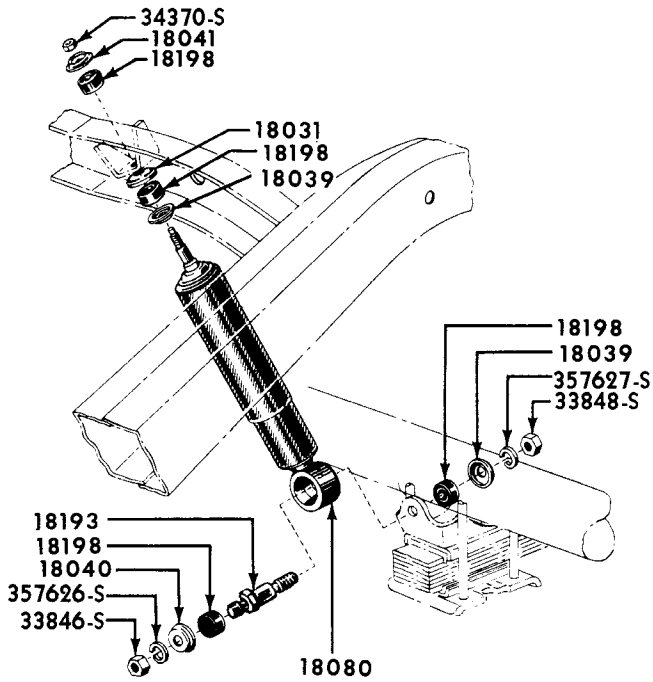
REAR SUSPENSION



1957-58

REAR SPRING CUSHION AIR RIDE

PMC-335



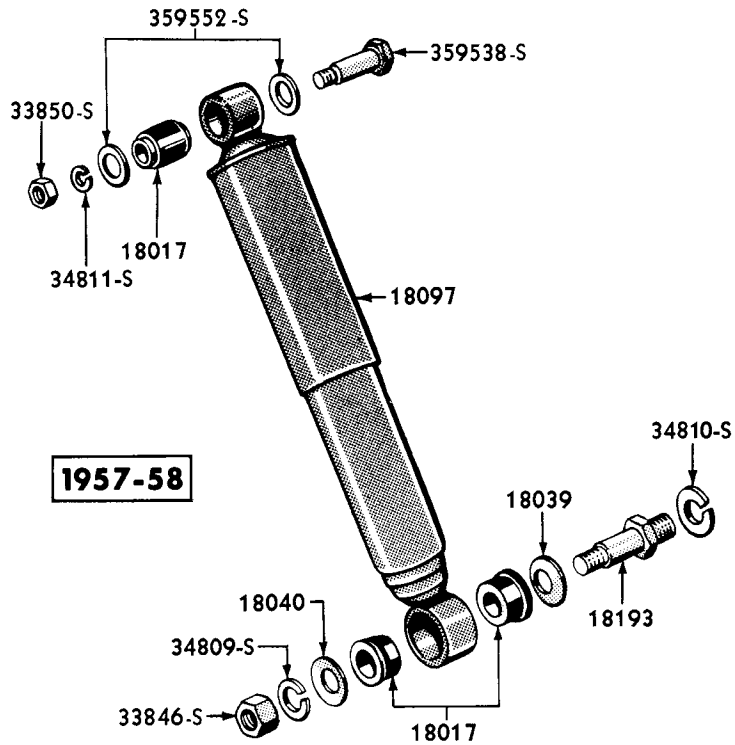
MODEL 79

EXCEPT MODEL 79

PMC-163

1956

PMC-137



1957-58

PMC-452

REAR SHOCK ABSORBER

Rear Axle

GROUP AND PART NUMBER	DESCRIPTION, SIZE, ETC.	NO. REQ'D	MODEL OR ENGINE CUBIC INCH DISPLACEMENT	YEAR 19__
4003 BUMPER (REAR AXLE)				
B9M 4003-A		2	All except 57C, 63C, 76C	59
B9M 4003-B		2	57C, 63C, 76C	59
4006 AXLE (REAR) LESS WHEELS, HUBS, DRUMS, BRAKES & AXLE SHAFTS				
MC 4006-AE	3.73 to 1 ratio - used with std. and O/D trans.	1	79	56
MC 4006-AG	3.73 to 1 ratio - used with std. and O/D trans.	1	All except 79	56
MC 4006-V	4.09 to 1 ratio - used with std. and O/D trans. - heavy duty	1	All except 79	56
MG 4006-H	2.91 to 1 ratio	1	All	57
MG 4006-M	NS-2.91 to 1 ratio - economy ratio on 56, 77 and normal on all others - serviced in detail	1	All	57
MG 4006-L	NS-3.22 to 1 ratio - normal ratio on 56, 77 models and heavy duty on all others - serviced in detail	1	All	57
MG 4006-K	NS-3.70 to 1 ratio - serviced in detail	1	All	57
MG 4006-E	3.89 to 1 ratio	1	All	57
MG 4006-J	NS-3.89 to 1 ratio - used as standard equipment on all 56, 77 models and all other models with O/drive trans. - serviced in detail	1	All	57
MK 4006-Y	2.69 to 1 ratio - used with 383 C.I.D. engine	1	All except 57C, 58C, 63C, 64B, 76C	58
MH 4006-C	2.91 to 1 ratio	1	57C, 63C, 76C	58
MK 4006-M	2.91 to 1 ratio - with 430 C.I.D. engine	1	All except 57C, 58C, 63C, 64B, 76C	58
MK 4006-AD	NS-3.10 to 1 ratio - serviced in detail	1	All except 58C, 64B	58
MK 4006-K	3.56 to 1 ratio	1	All except 57C, 58C, 63C, 64B, 76C	58
MK 4006-AC	3.56 to 1 ratio	1	58C, 64B	58
4006	NS-use appropriate housing (4010) and differential and carrier assembly (4200) for service	1	All	59
4010 HOUSING (REAR AXLE)				
MC 4010-C	Spring pad - with (3) holes (a)	1	79	56
MC 4010-D	"L" shaped spring pad - with (4) holes (a)	1	All except 79	56
MG 4010-C	(a)	1	All	57
MG 4010-D	(a)	1	All except 57C, 63C, 76C	58
PB9M 4010-E	⊕6250084 (b)	1	All except 57C, 63C, 76C	59
PB9M 4010-F	⊕6250088 (b)	1	57C, 63C, 76C	59
34374-S	Locknut-hex. hd. -1/2"-20-housing to retainer	4	a	
87675-S	Plug-1/2"-14-oil filter plug	1	a	
353051-S	Plug-pipe extended hd. -drain	1	a	
355765-S	Bolt-hex. hd. -1/2"-10 x 2-1/4"-ring gear to hsg.	4	a	
358048-S	Plug-drain-3/4"	1	b	
4017 CARRIER (REAR AXLE DIFFERENTIAL)				
B7A 4017-B	⊕WAB-4017-B	1	All	57
WAU 4017-A		1	57C, 63C	58
B8A 4017-A	⊕WAR-4017-A ☆1958 - use on models 58C, 64B ☆1959 - use on models with 312 C.I.D. engine (a)	1	All☆	58/59
B9AW 4017-A	Use on models with 383 and 430 C.I.D. engines (a)	1	All	58/59
34445-S8	Locknut-3/8"-14-attach carrier to housing	10	a	
87675-S	Plug-filler-1/2"-14	1	a	
373820-S	Washer-flat-3/8"-use to seal carrier on (5) bottom studs only of housing	5	a	
4020 RETAINER (REAR WHEEL BEARING)				
A8AZ 4020-A	2-1/4" I.D. - ⊕8M-2240-A	2	All	56/59
4022 VENT (REAR AXLE HOUSING)				
B9M 4022-A	Also used to attach (2074) rear axle brake line fitting to rear axle assy.	1	All	57/59

Rear Axle

GROUP AND PART NUMBER	DESCRIPTION, SIZE, ETC.	NO. REQD	MODEL OR ENGINE CUBIC INCH DISPLACEMENT	YEAR 19__
4035 GASKET (REAR AXLE CARRIER COVER)				
1M 4035		1	All	56
B7A 4035-A	⊕AJ-4035-A	1	All	57/58
B9AW 4985-A		1	All	59
4046 BOLT (REAR AXLE HOUSING CARRIER)				
B8A 4046-A	⊕AJ-44044-A	10	All	57/59
4067 SHIM OR ADJUSTER (DIFFERENTIAL REAR AXLE BEARING)				
8L 4067-A	.0025"/.0035" thick	AR	All	56
8L 4067-B	.0045"/.055" thick	AR	All	56
8L 4067-C	.009"/.011" thick	AR	All	56
8L 4067-D	.027"/.033" thick	AR	All	56
B7A 4067-B	3.119" O.D. - use on models built prior to 6-1-59 with 383 and 430 C.I.D. engines - ⊕WAC-4067-A	2	All	57/59
B7A 4067-A	⊕WAA-4067-A ☆ 1958 - use on models 58C, 64B ☆ 1959 - use on models with 312 C.I.D. engine	2	All☆	58/59
B9MW 4067-A	3.149" O.D. - use on models built after 6-1-59 with 383 and 430 C.I.D. engines	2	All	59
4090 HOSE (POWER LUBRICATION)				
FDK 4090-A	NS-control valve to pump - 56" long-cut from BAE-17580-J	1	All	56
FDK 4090-B	NS-12" long - cut from BAE-17580-J	1	All	56
FDK 4090-C	NS-Control valve to vacuum line - 16" long - cut from BAE-17580-J	1	All	56
FDL 4090-A	NS-Control valve - cut 72" from BAE-17580-J	AR	All	56/58
FEK 4090-B	NS-Control valve to vacuum line - cut 36" from BAE-17580-J	1	All	57
FEK 4090-C	NS-Control valve to pump - cut 58" from BAE-17580-J	1	All	57
FEK 4090-D	NS-Control valve to vacuum line - cut 47" from BAE-17580-J ☆Use on models with manual multiluber only	1	All	☆57/58
FEK 4090-A	NS-Control valve to pump - cut 25" from BAE-17580-J	1	All	57/58
4109 SHIM (DRIVING PINION REAR BEARING ADJUSTING)				
8L 4109-A	.0025"/.0035" thick	AR	All	56
8L 4109-B	.0045"/.0055" thick	AR	All	56
8L 4109-C	.009"/.011" thick	AR	All	56
4137 WEDGE (REAR AXLE ADJUSTING)				
B9MM 4137-A	1° taper - .133" to .147" thick	(a) AR	All	59
B9MM 4137-B	2° taper - .207" to .221" thick	(a) AR	All	59
373331-S	Bolt-5/16"-24 x 1-7/8" long-use to attach rear spring leaves and liners	2	a	
4143 LOCK (DIFFERENTIAL BEARING ADJUSTING NUT)				
8A 4143		(a) 2	All	57/59
350211-S	Bolt-hex. hd. -5/16"-18 x 7/16"-diff. bearing adjusting nut lock to rear axle diff. bearing cap	2	a	
4192 COVER (REAR AXLE CARRIER)				
1M 4192		(a) 1	All	56
20346-S8	Bolt-hex. hd. -5/16"-18 x 3/4"-cover to rear axle	10	a	
34806-S7	Lockwasher-5/16"-cover to rear axle	10	a	
353051-S	Plug-pipe-3/4"	1	a	

Rear Axle

GROUP AND PART NUMBER	DESCRIPTION, SIZE, ETC.	NO. REQ'D	MODEL OR ENGINE CUBIC INCH DISPLACEMENT	YEAR 19__
4200 DIFFERENTIAL & CARRIER (REAR AXLE)				
B8A 4200-J	3.70 to 1 ratio - ⊕WAL-4200-R	1	All	57
B7A 4200-H	3.89 to 1 ratio - ⊕WAB-4200-B	1	All	57
WAB 4200-AA	3.89 to 1 ratio - normal axle for O/D trans. or H/D for standard trans.	1	All	57
WAL 4200-T	2.91 to 1 ratio	1	All except 57C, 63C, 76C	57/58
B8E 4200-D	3.22 to 1 ratio	1	All	57/58
WAR 4200-T	2.69 to 1 ratio	1	All except 57C, 63C, 76C	58
WAR 4200-AB	2.69 to 1 ratio - use with 383 C.I.D. engine with automatic transmission	1	All	58
WAA 4200-K	3.10 to 1 ratio - use with 312 C.I.D. engine with automatic transmission	1	All	58
WAR 4200-U	3.56 to 1 ratio - use with 383 C.I.D. engine with standard and/or O/drive transmission	1	All	58
B8E 4200-P	2.91 to 1 ratio - use with 430 C.I.D. engine - ⊕WAT-4200-F	1	All	58/59
B9WA 4200-T	3.56 to 1 ratio - use with 312 C.I.D. engine with standard and/or O/drive transmission	1	All	58/59
B9MW 4200-D	NS-serviced in detail parts only - 2.71 to 1 ratio - use with 383 and 430 C.I.D. engines	1	All	59
B8A 4200-T	NS-serviced in detail parts only - 2.91 to 1 ratio - use with 383 C.I.D. engine with automatic transmission - ⊕WAL-4200-AR	1	All	59
B9WA 4200-S	NS-serviced in detail parts only - 3.10 to 1 ratio - use with 312 C.I.D. engine with automatic trans.	1	All	59
B9MW 4200-E	NS-serviced in detail parts only - 3.22 to 1 ratio - use with 383 C.I.D. engine with standard trans.	1	All	59
B9WA 4200-V	3.89 to 1 ratio - use with 312 C.I.D. engine with standard transmission	1	All	59
4204-5 CASE (REAR AXLE DIFFERENTIAL GEAR)				
MC 4205-A	Use with standard and O/drive trans. only (a)	1	All	56
MC 4205-B	Use with standard and Merc-O-Matic trans. (a)	1	All	56
B7A 4204-A	⊕WAC-4204-A	1	All	57
B7A 4204-B	Use with 312 C.I.D. engine - ⊕WAR-4204-A (a)	1	All	58/59
WAM 4204-A	Use with 383 and 430 C.I.D. engines (a)	1	All	59
353596-S	Bolt-hex. hd. -7/16"-20 x 27/32"	10	a	
359112-S	Bolt-lock-hex. hd. -7/16"-20 x 15/16"-attach case and ring gear	10	a	
4208 BUMPER (REAR AXLE DRIVE PINION)				
B7A 4208-A	Use with 312 C.I.D. engine - ⊕WAA-44206-A	1	All	58/59
4209 KIT (RING GEAR & PINION)				
MC 4209-G	3.15 to 1 ratio	1	All	56
MC 4209-C	3.54 to 1 ratio	1	All	56
MC 4209-F	3.73 to 1 ratio - all models Station Wagon with O/drive this set only	1	All	56
MC 4209-B	4.09 to 1 ratio - all models except Station Wagon with O/drive	1	All	56
B7A 4209-A	Matched set 3.70 to 1 ratio - Consists of the following - (1) WAA-4209-A gear set (1) each WAA-4663-A thru M shims	1	All	57
MJK 4209-C	Matched set 2.91 to 1 ratio - Consists of the following - (1) WAM-4209-A gear set (1) each WAA-4663-A thru M shims	1	All	57/59
CONTINUED ON NEXT PAGE				

Rear Axle

GROUP AND PART NUMBER	DESCRIPTION, SIZE, ETC.	NO. REQ'D	MODEL OR ENGINE CUBIC INCH DISPLACEMENT	YEAR 19 _____
4209 KIT (RING GEAR & PINION) CONTINUED				
59MK 4209-A	Matched set 3.22 to 1 ratio - Consists of the following - (1) WAM-4209-B gear set (1) each WAA-4663-A thru M shims	1	All	57 & 59
B7A 4209-E	Matched set 3.89 to 1 ratio - Consists of the following - (1) WAC-4209-B gear set (1) each WAA-4663-A thru M shims	1	All	57 & 59
B8A 4209-D	Matched set 2.69 to 1 ratio - Consists of the following - (1) WAR-4209-C gear set (1) WAA-4663-A thru M shims	1	All	58
58MK 4209-B	Matched set 2.71 to 1 ratio - Consists of the following - (1) B9MW-4209-B gear set (1) each WAA-4663-A thru M shims	1	All	58/59
B7A 4209-B	Matched set 3.10 to 1 ratio - Consists of the following - (1) WAA-4209-B gear set (1) each WAA-4663-A thru M shims	1	All	58/59
MJK 4209-E	Matched set 3.56 to 1 ratio - Consists of the following - (1) WAS-4209-A gear set (1) each WAA-4663-A thru M shims	1	All	58/59
4211 SHAFT (DIFFERENTIAL PINION)				
8M 4211	4-53/64" long (a)	1	All	56
B7A 4211-A	⊕WAA-4211-B (b)	1	All	57/59
	353698-S Pin-special lock-7/32" x 1/2" long	1	a	
	359475-S Pin-1/4" x 1-3/4"-axle diff. pinion shaft lock pin	1	b	
4215 KIT (DIFFERENTIAL PINION SHAFT)				
8M 4215	10 teeth	2	All	56
B7A 4215-B	Consists of the following - (2) WAA-4215-C pinion (2) B7A-4230-A thrust washer	1	All	57/59
4221 CONE (REAR AXLE DIFFERENTIAL BEARING)				
B7T 1201-A	⊕8L-4221	2	All	56
B7A 4221-B	⊕WAC-4221-A ☆ 1957-58 - use on all models except 58C, 64B ☆ 1959 - use with 383 and 430 C.I.D. engine	2	All☆	57/59
B7A 4221-A	⊕WAA-4221-A ☆ 1958 - use on models 58C, 64B ☆ 1959 - use with 312 C.I.D. engine	2	All☆	58/59
4222 CUP (REAR AXLE DIFFERENTIAL BEARING)				
8M 4222	3-17/64" O.D.	2	All	56
B7A 4222-B	⊕WAC-4222-A ☆ 1957-58 - use on all models except 58C, 64B ☆ 1959 - use with 383 and 430 C.I.D. engine	2	All☆	57/59
B7A 4222-A	⊕WAA-4222-A ☆ 1958 - use on models 58C, 64B ☆ 1959 - use with 312 C.I.D. engine	2	All☆	58/59
4228 WASHER (DIFFERENTIAL SIDE GEAR THRUST)				
8L 4228		2	All	56
B7A 4228-A	Also serviced in 4236 kit - ⊕WAA-4228-A	2	All	57/59

Rear Axle

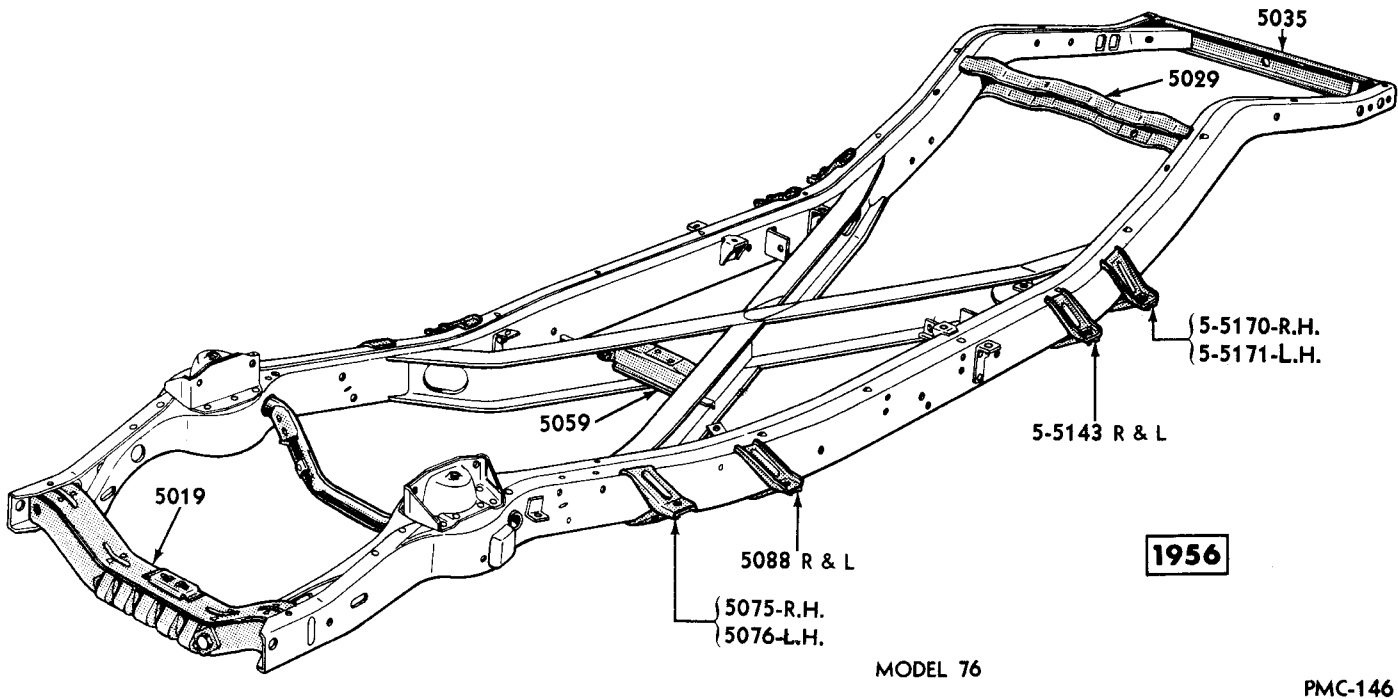
GROUP AND PART NUMBER	DESCRIPTION, SIZE, ETC.	NO. REQ'D	MODEL OR ENGINE CUBIC INCH DISPLACEMENT	YEAR 19__
4230 WASHER (DIFFERENTIAL PINION THRUST)				
8M 4230	25/32" I.D. x 1/32" thick	2	All	56
B7A 4230-A	Also serviced in 4215 kit - ⊕WAA-4230-A	2	All	57/59
4234-5 SHAFT & BEARING (REAR AXLE)				
MC 4234-B	29-7/8" overall length	2	All except 79	56
MC 4234-D	28-3/8" overall length	2	79	56
MG 4234-B	R.H.	1	All	57/58
B7MY 4235-A	L.H. - ⊕MG-44235-B	1	All	57/58
PB9M 4234-A	R.H. - ⊕4846487	(a) 1	All except 57C, 63C, 76C	59
B9MY 4235-A	L.H. - ⊕4846486 , ⊕PB9M-44235-A	(a) 1	All except 57C, 63C, 76C	59
PB9M 4234-B	R.H. - ⊕4846489	(a) 1	57C, 63C, 76C	59
B9MY 4235-B	L.H. - ⊕4846488 , ⊕PB9M-44235-B	(a) 1	57C, 63C, 76C	59
34424-S7	Locknut-1/2"-20-attach shaft to axle	4	a	
4-4235 SHAFT & BEARING (REAR AXLE)				
	See basic part number 4234-5			
4236 KIT (DIFFERENTIAL SIDE GEAR)				
8L 4236	16 teeth	2	All	56
B7A 4236-B	Consists of the following - (2) WAA-4236-C gear (2) B7A-4228-A washer	1	All	57/59
4529 "U" BOLT (UNIVERSAL JOINT)				
O1Y 4529	Drive shaft to rear axle	(a) 2	All	56/59
33798-S8	Nut-hex. hd. -5/16"-24-"U" bolt to flange	4	a	
34806-S	Lockwasher-5/16"- "U" bolt to flange	4	a	
4602 DRIVE SHAFT				
MC 4602-F	59-17/64" overall length	1	All except 79	56
MC 4602-G	58-17/64" overall length	1	79	56
MG 4602-A	Standard & O/drive trans. with 312 C.I.D. engine	1	All	57
MG 4602-B	Auto. trans. with 312 C.I.D. engine	1	All	57
MG 4602-C	Standard & O/drive trans. with 312 C.I.D. engine only - YELLOW	1	All	57
MJ 4602-A	Auto. trans. with 368 C.I.D. engine	1	All	57
MH 4602-B	Auto. trans.	1	57C, 63C, 76C	58
MK 4602-C	Standard and O/drive trans. - YELLOW	1	All except 58C, 64B	58
MK 4602-D	Auto. trans. - WHITE	1	All except 57C, 58C, 63C, 64B, 76C	58
MK 4602-G	Standard trans. - BLUE	1	58C, 64B	58
MK 4602-H	Auto. trans. - BROWN	1	58C, 64B	58
MK 4602-J	O/drive trans. - BLACK	1	58C, 64B	58
B9M 4602-D	56-3/4" long - center to center of yoke holes - use with 312 C.I.D. engine and standard transmission - GREEN	1	57A, 58A, 63A, 64A, 76A	59
B9M 4602-E	61-5/64" long - center to center of yoke holes use with 312 C.I.D. engine and automatic transmission - WHITE	1	57A, 58A, 63A, 64A, 76A	59
B9M 4602-G	58" long - center to center of yoke holes - use with 430 C.I.D. engine - PINK	1	All except 57C, 63C, 76C	59
B9M 4602-H	60" long - center to center of yoke holes - BLUE	1	57C, 63C, 76C	59
B9M 4602-J	62" long - center to center of yoke holes - use with 383 C.I.D. engine and automatic transmission - GRAY	1	All	59
B9M 4602-K	58" long - center to center of yoke holes - use with 383 C.I.D. engine and standard transmission - ORANGE	1	All	59

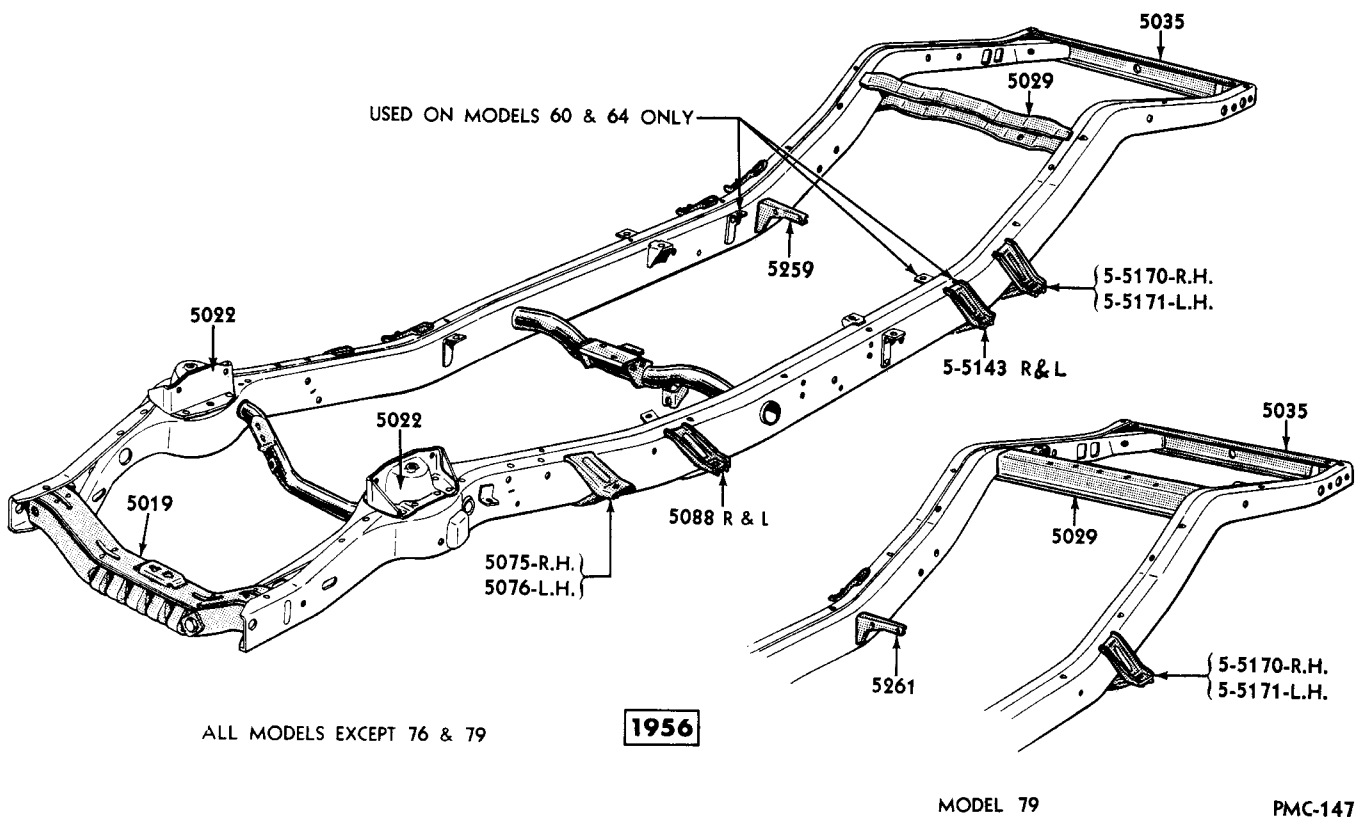
Rear Axle

GROUP AND PART NUMBER	DESCRIPTION, SIZE, ETC.	NO. REQ'D	MODEL OR ENGINE CUBIC INCH DISPLACEMENT	YEAR 19____
4616 CUP (REAR AXLE DRIVING PINION FRONT BEARING)				
8A 4616		1	All	56
B7A 4616-A	⊕WAA-4616-A	2	All	57/59
4621 CONE & ROLLER (REAR AXLE DRIVING PINION) FRONT				
8M 4621		1	All	56
B7A 4621-A	⊕WAA-4621-A	2	All	57/59
4624 RETAINER (REAR AXLE DRIVE PINION PILOT BEARING)				
B7A 4624-A	⊕WAA-4627-A	1	All	57/59
4625 BEARING (REAR AXLE DRIVE PINION GEAR PILOT)				
B7A 4625-A	⊕WAA-4625-B	1	All	57/59
4628 CUP (REAR AXLE DRIVING PINION) REAR				
8L 4628		1	All	56
4630 CONE (REAR AXLE DRIVE PINION REAR BEARING)				
8L 4630		1	All	56
4659 RETAINER & BEARING CUP (REAR AXLE DRIVE PINION GEAR)				
B8AZ 4659-A	Use with 4-1/2" O.D. 4676 drive pinion oil seal - ⊕WAT-44617-A, EB8A-4617-A	1	All	57/58
COAW 4659-A	Use with 3" O.D. 4676 drive pinion oil seal (a)	1	All	58/59
42999-S	Bolt-self-locking-hex. hd. -3/8"-16 x 1-1/8"- attach retainer to carrier	5	a	
4662 SPACER (REAR AXLE DRIVE PINION BEARING)				
B7A 4662-A	⊕WAA-4662-B	1	All	57/59
4663 KIT (REAR AXLE PINION BEARING SHIM)				
MGK 4663-A	Consists of one (1) each WAA-4663-A thru M shims also serviced in 4209 kit	1	All	57/59
4669 "O" RING (REAR AXLE DRIVE PINION GEAR BEARING RETAINER)				
B7A 4669-A	⊕WAA-44669-A	1	All	57/59
4670 SLINGER (DRIVE PINION SHAFT OIL)				
MC 4670-A	1-1/8" I.D. x 2-27/32" x 11/64" thick	1	All	56
B7A 4670-A	⊕WAA-4670-A	1	All	57/59
4671 GASKET (DRIVING PINION OIL SEAL)				
8M 4671	Paper - 2-3/4" I.D. x 3-9/64" O.D. x 1/32" thick	1	All	56
4672 SHIM (DRIVING PINION FRONT BEARING ADJUSTING)				
8M 4672-A	.033" thick	AR	All	56
8M 4672-C	.010" thick	AR	All	56
8M 4672-D	.030" thick	AR	All	56
4676 SEAL (DRIVE PINION OIL)				
8M 4676-A	1-9/16" I.D. x 3-11/64" O.D.	1	All	56
B8A 4676-A	⊕WAT-4676-A	1	All	57/58
B8A 4676-B	3" O.D. - ⊕WAT-4676-B	1	All	58
COMW 4676-A	3" O.D.	1	All	59

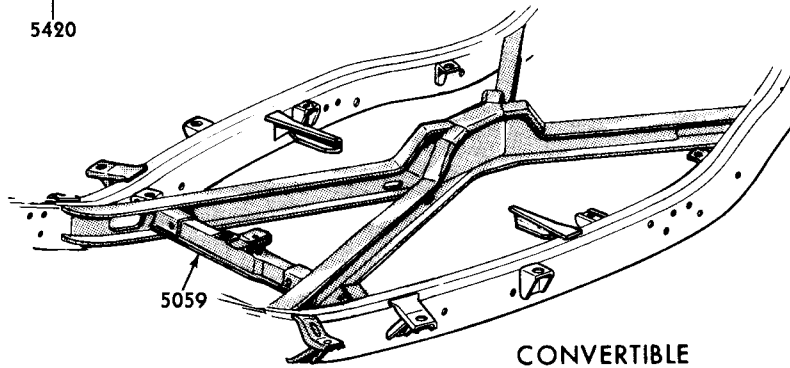
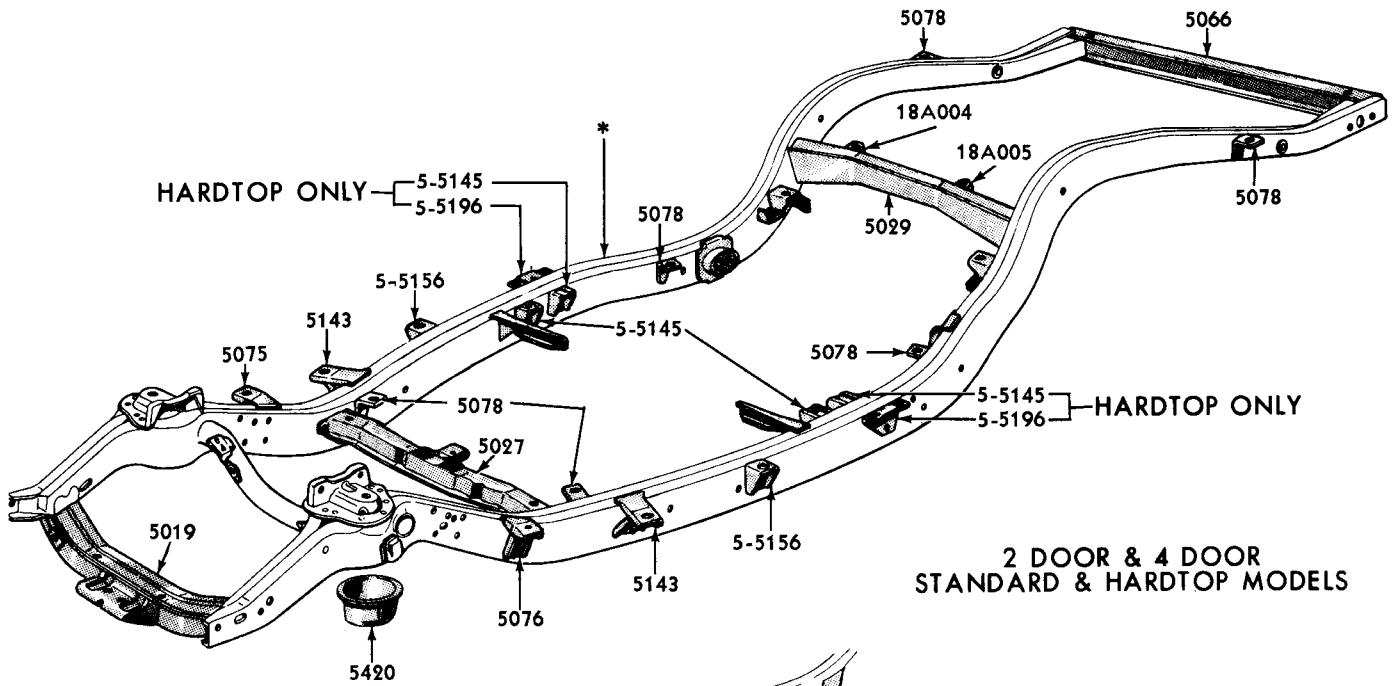
Rear Axle

GROUP AND PART NUMBER	DESCRIPTION, SIZE, ETC.	NO. REQ'D	MODEL OR ENGINE CUBIC INCH DISPLACEMENT	YEAR 19__
4712 BEARING (UNIVERSAL JOINT)				
MC 4712-A	NS-serviced in 7039 kit only	8	All	56/58
4730 BUMPER (REAR AXLE)				
B7MY 4730-A	⊕MG-5783-A	2	All except 57C, 58C, 63C, 64B, 76C	57/58
B8KY 4730-A	Rubber - ⊕KD-55713-A, ⊕B8E-5783-A	2	58C, 64B	58
B7S 5783-A	⊕MA-5783-A	2	All except 79	56
4731 BRACKET (REAR AXLE BUMPER)				
B9MY 4731-A	⊕4846498, ⊕PB9M-5784-A (a)	2	All except 57C, 63C, 76C	59
B9MY 4731-B	⊕4846503, ⊕PB9M-5784-B (a)	2	57C, 63C, 76C	59
40143-S	Screw-self tap, -5/16"-18 x 1/2"-attach bracket to frame	4	a	
4841 YOKE & PLUG (UNIVERSAL JOINT SLIP)				
B6S 4841-A	⊕MC-4841-A	1	All	56/57
B7A 4841-B	⊕AK-4841-B	1	58C, 64B	58
MK 4841-B	☆ 1958 - use on all models except 58C, 64B ☆ 1959 - use with standard transmission	1	All☆	58/59
KD 4841-A	Use with automatic transmission	1	All	59
4841 KIT (SEAL & YOKE)				
B8A 4841-B	Use with automatic transmission - Consists of the following - (1) KD-4841-A yoke (1) B7A-7048-B seal - ⊕PBL-7A011-A (1) 372292-S ring ☆ 1958 - use on all models except PBM	1	All☆	58/59
4851 FLANGE (UNIVERSAL JOINT) AXLE END				
8C 4851	(a)	1	All	56
B7A 4851-A	Use with 4-1/2" O. D. 4676 drive pinion oil seal - ⊕WAA-4851-C (a)	1	All	57/58
B8A 4851-A	Use with 3" O. D. 4676 drive pinion oil seal - ⊕WAA-4851-D (a)	1	All	58
COSW 4851-A	(b)	1	All	59
351126-S	Nut-hex. hd. -3/4"-16-joint assy. to driving pinion	1	a	
351588-S	Washer-flat-3/4" I. D. x 1-5/16" O. D. x 7/32"	1	a, b	
356112-S	Nut-hex. -3/4"-20-attach flange to pinion gear shaft	1	a, b	
356504-S	Washer-flat-25/32" I. D. x 5/32" O. D. x 1/8" thick	1	a	
4859 DEFLECTOR (DRIVING PINION OIL SEAL DUST)				
8M 4859	1-35/64" I. D. x 2-1/8" O. D.	1	All	56
B7A 4859-A	Use with 4-1/2" O. D. 4676 drive pinion oil seal - ⊕WAA-4859-B	1	All	57/58
B8A 4859-A	Use with 3" O. D. 4676 drive pinion oil seal - ⊕WAA-4859-C	1	All	58/59
4985 GASKET (REAR AXLE HOUSING TO CARRIER)				
	See basic part number 4035			

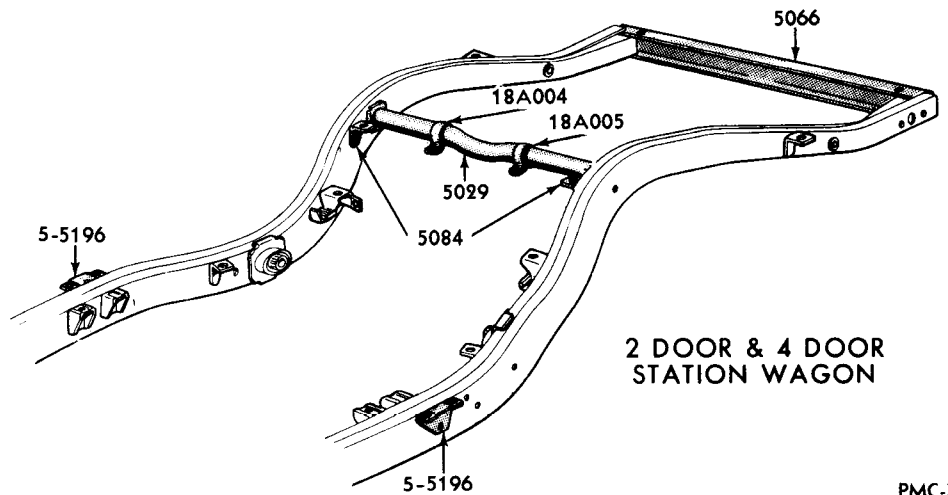




FRAME



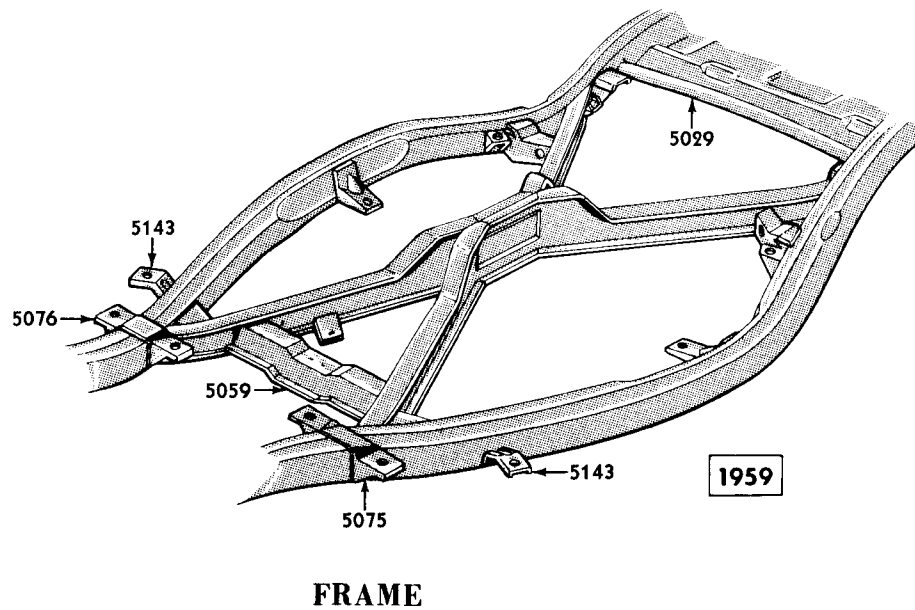
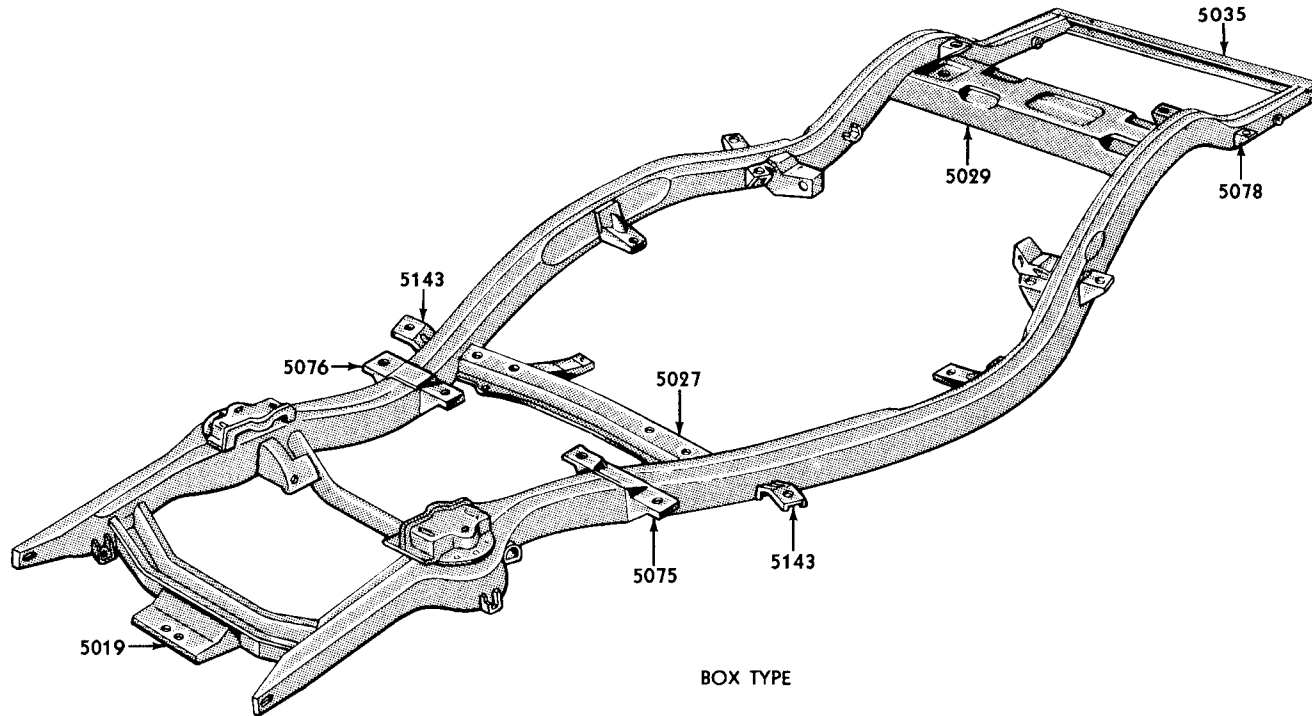
1957-58

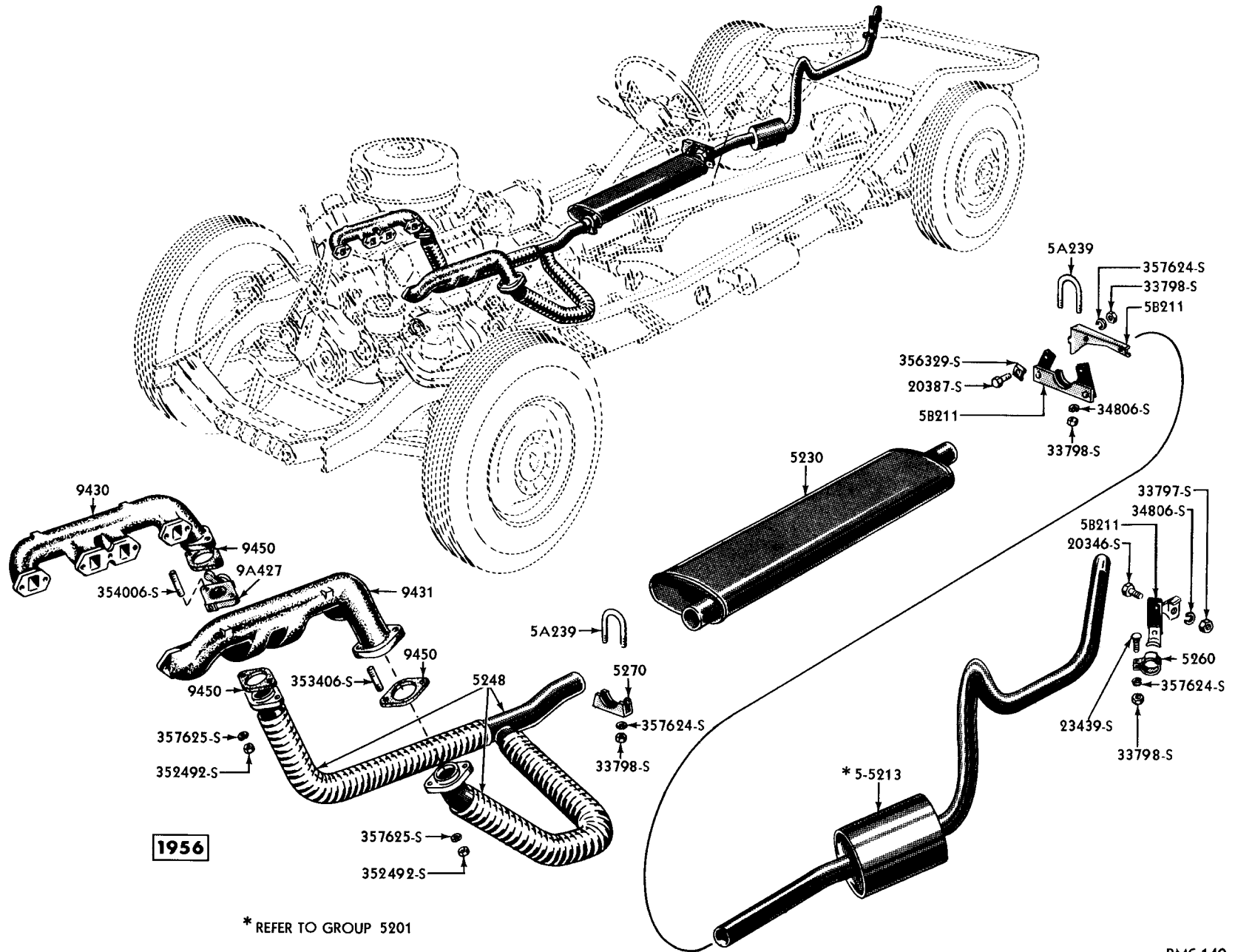


* COMPLETE FRAME ASS'Y. 5005

PMC-359

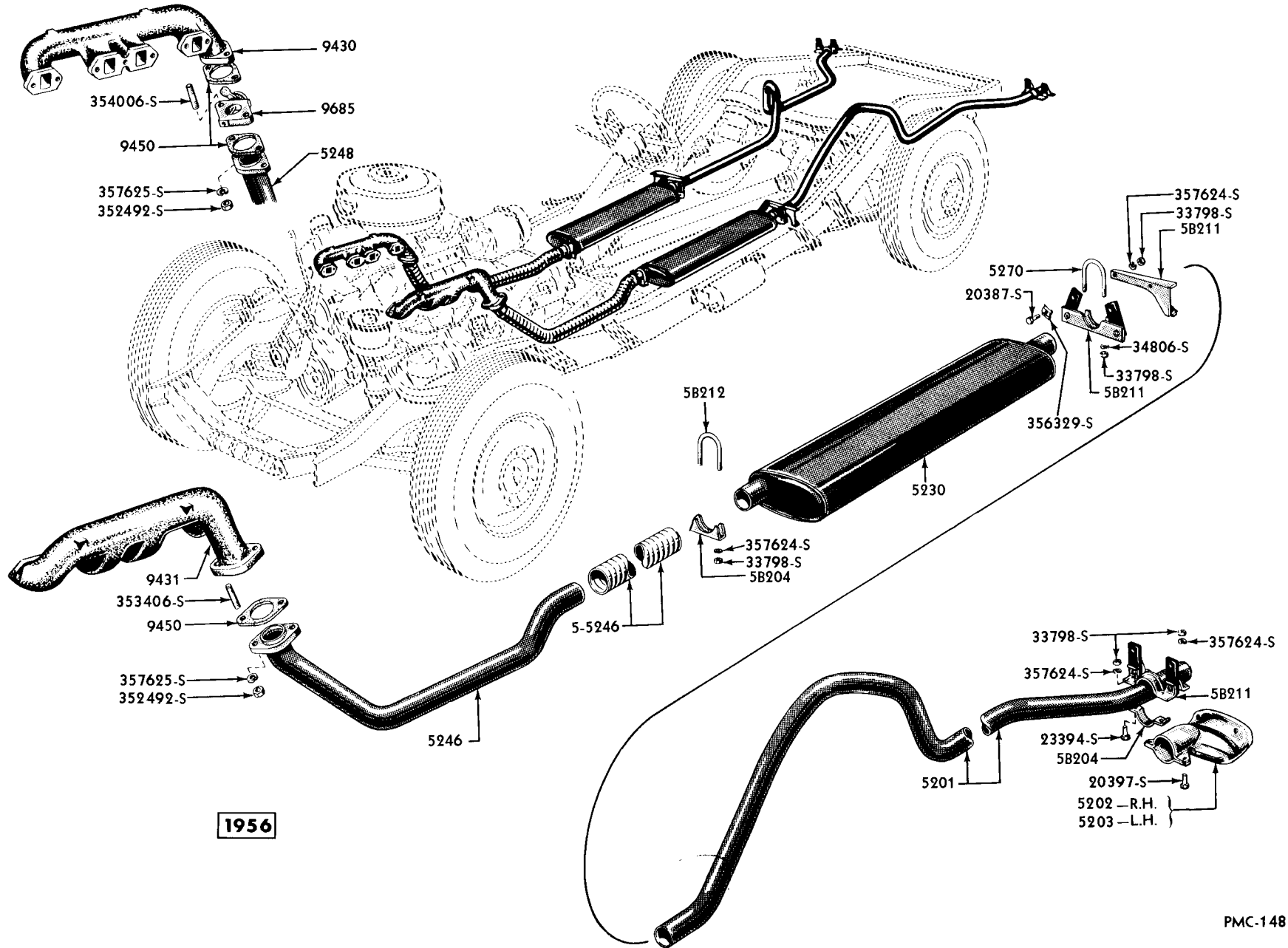
FRAME





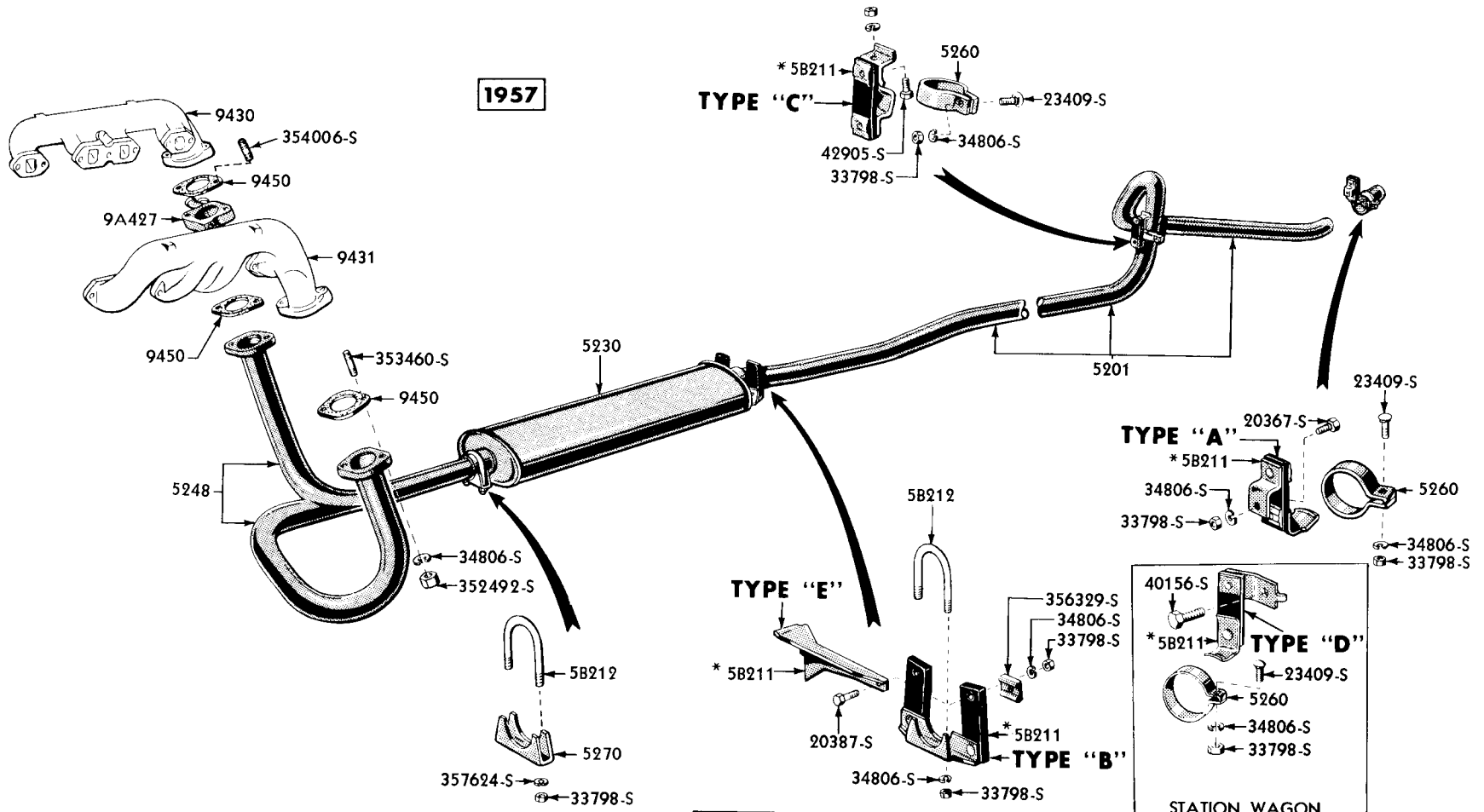
* REFER TO GROUP 5201

SINGLE EXHAUST SYSTEM



1956

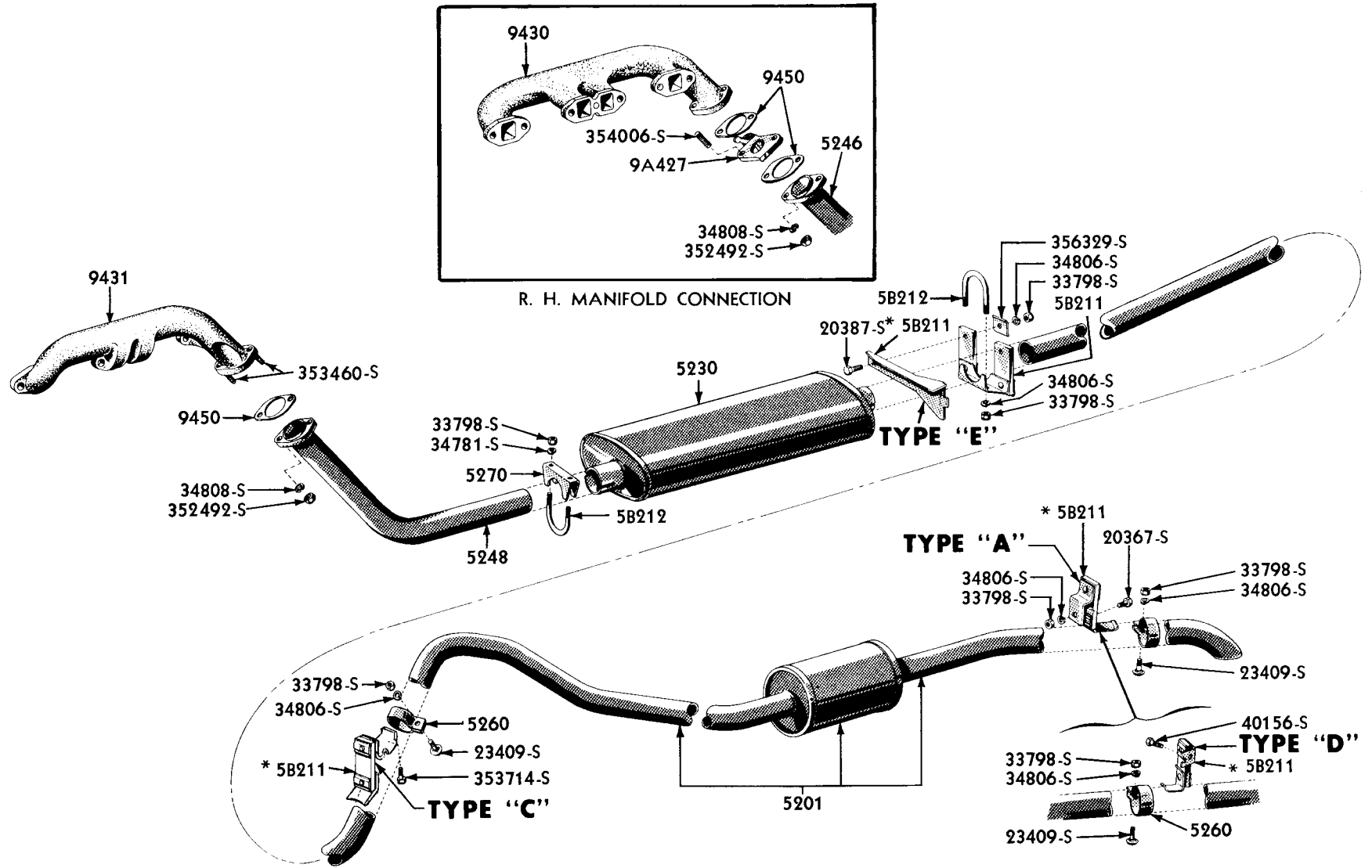
DUAL EXHAUST SYSTEM



* REFER TO GROUP 5B211

SINGLE EXHAUST

SINGLE EXHAUST SYSTEM



* REFER TO GROUP 5B211

DUAL EXHAUST SYSTEM

1957

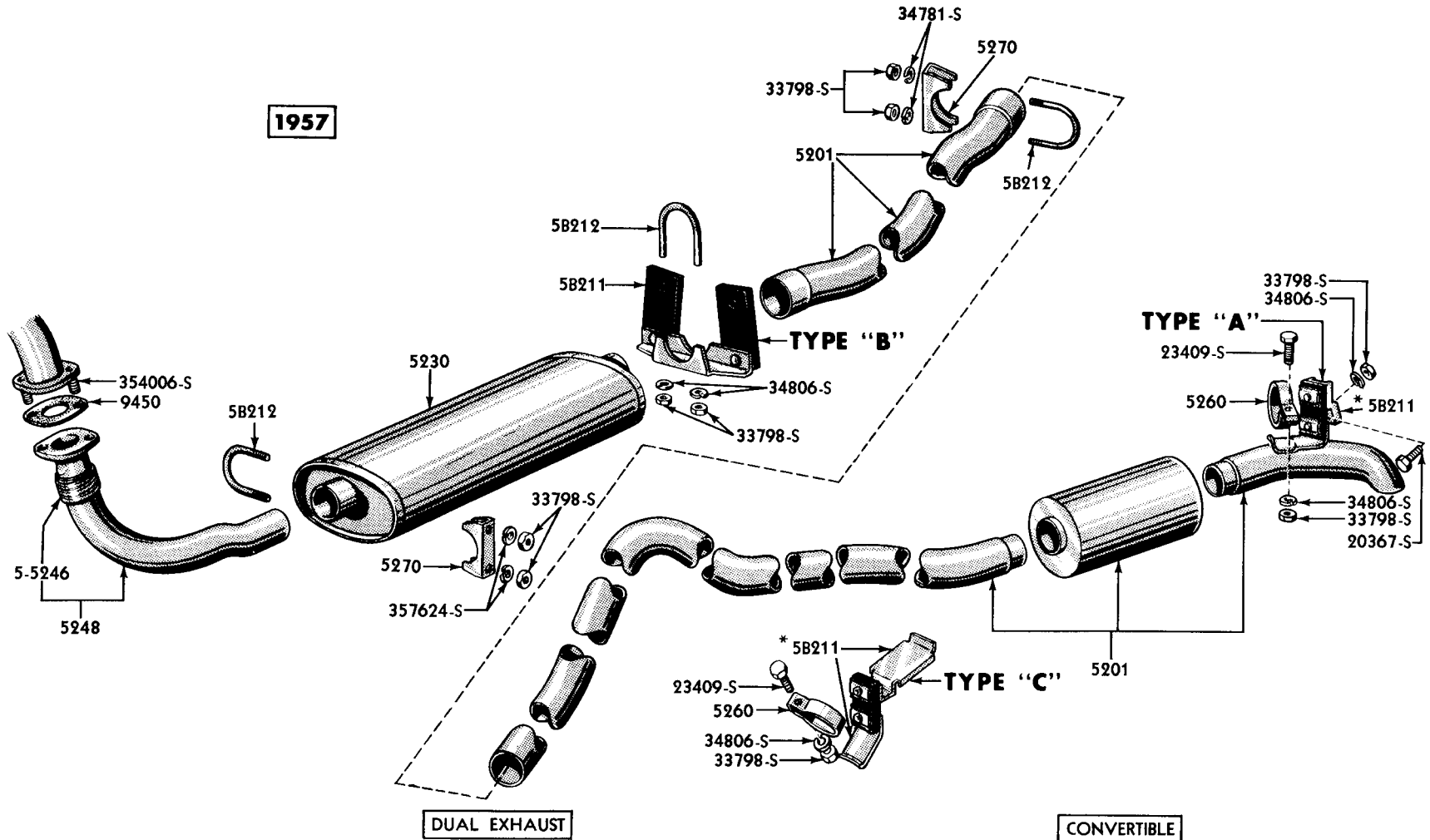
STATION WAGON

PMC-229

DUAL EXHAUST SYSTEM -PASSENGER

1957

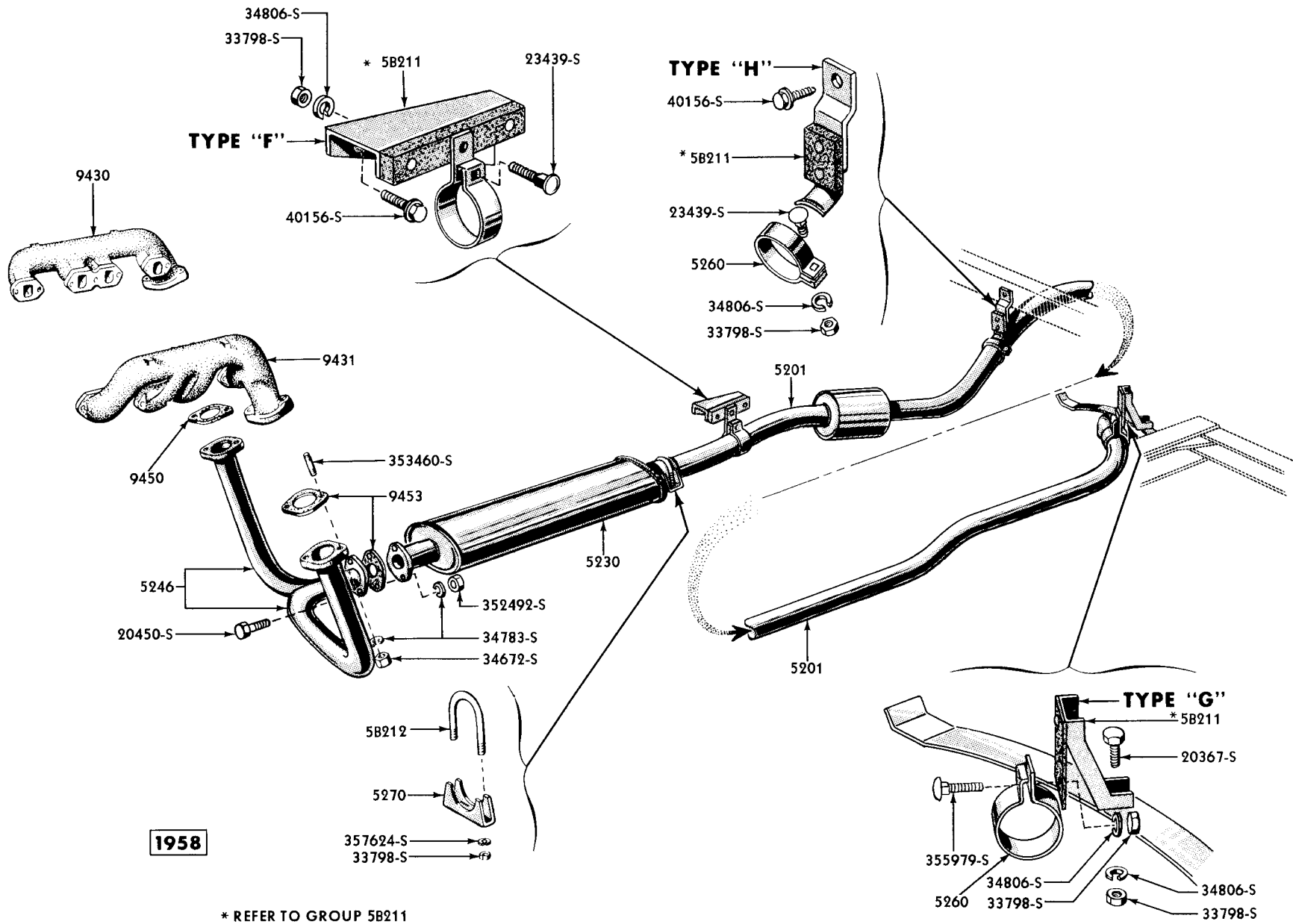
140



* REFER TO GROUP 58211

PMC-369

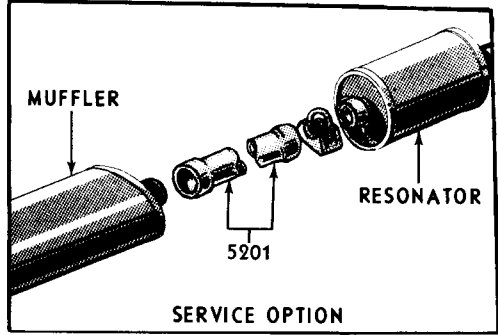
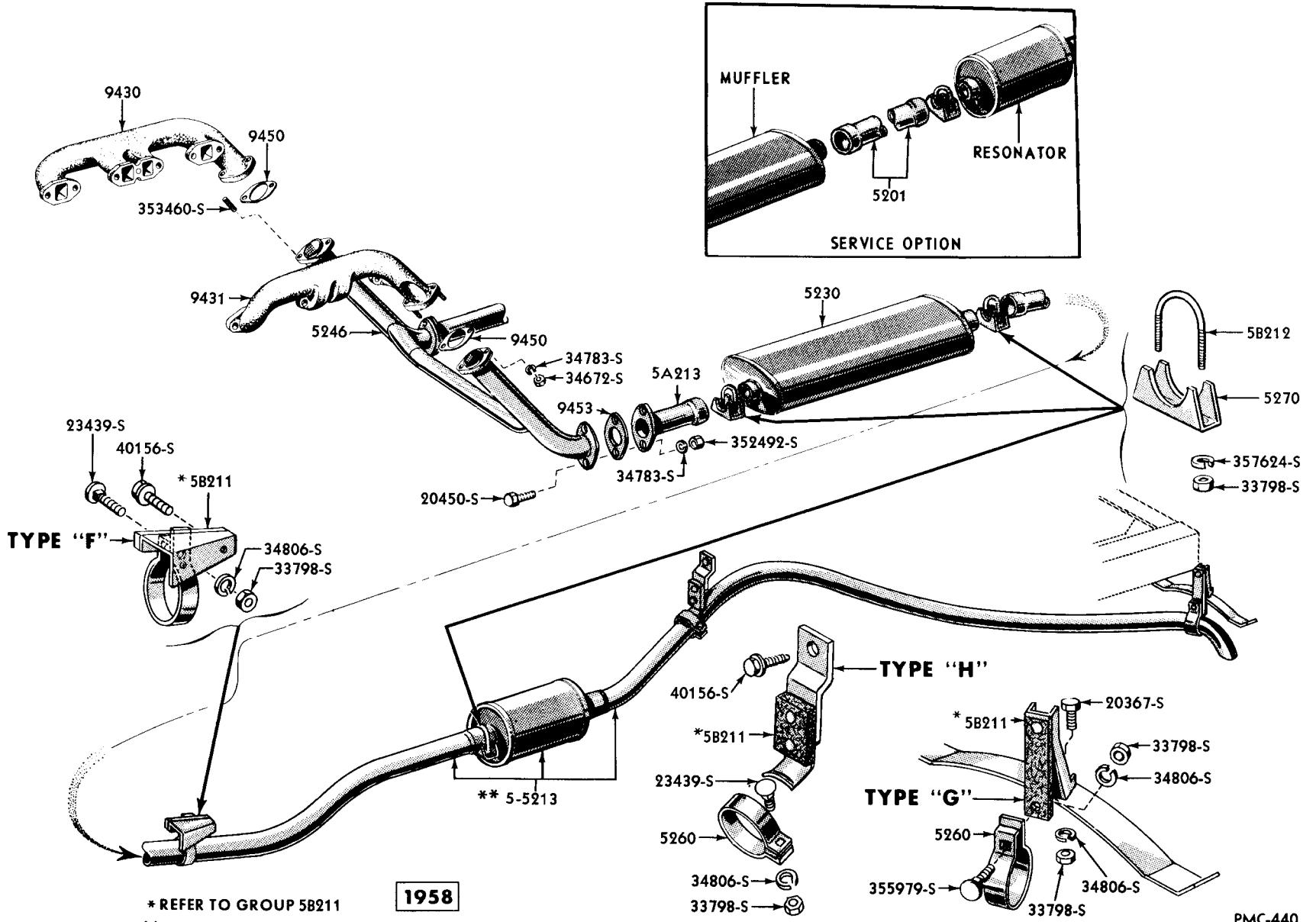
DUAL EXHAUST SYSTEM - CONVERTIBLE



1958

* REFER TO GROUP 5B211

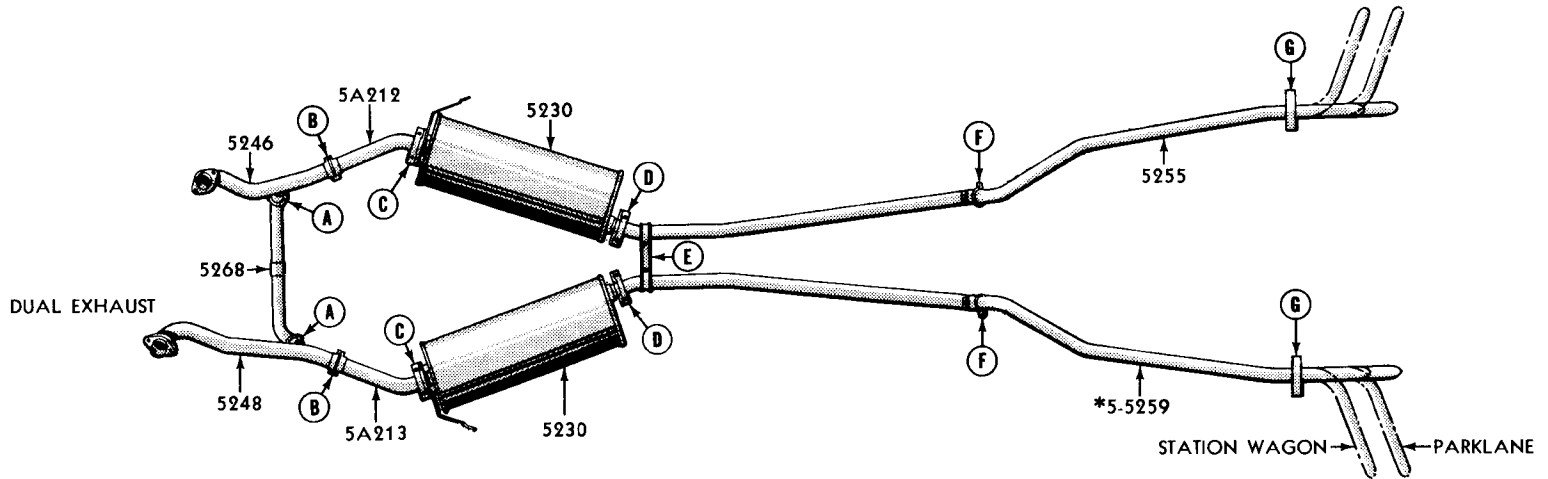
SINGLE EXHAUST SYSTEM



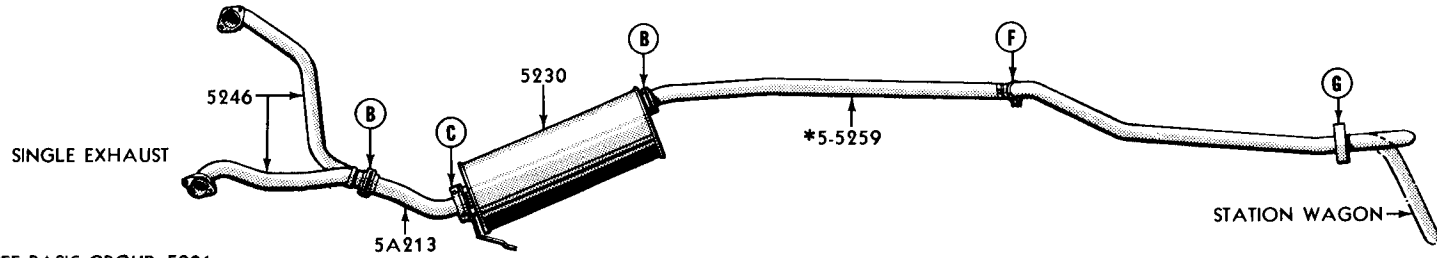
* REFER TO GROUP 58211
** REFER TO GROUP 5201

1958

DUAL EXHAUST SYSTEM



<p>5438 5-5380 371137-S TYPE "A"</p>	<p>5A239 5270 371137-S TYPE "B"</p>	<p>23438-S 5B211 5A239 371137-S TYPE "C"</p>	<p>5B212 5270 371137-S TYPE "D"</p>	<p>5A200 23438-S 5A201 371137-S TYPE "E"</p>	<p>23438-S 5B211 40923-S 5260 371137-S TYPE "F"</p>	<p>40923-S 5B211 5A239 371137-S TYPE "G"</p>
--	---	--	---	--	---	--

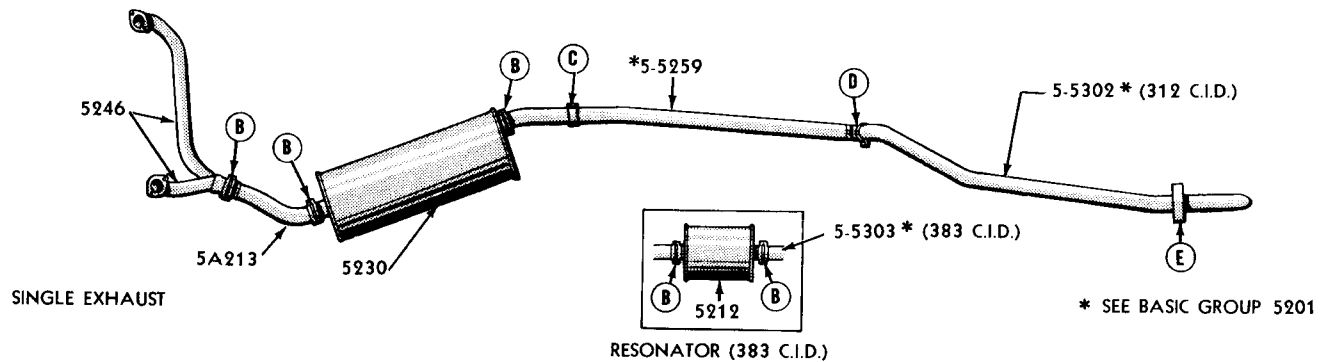
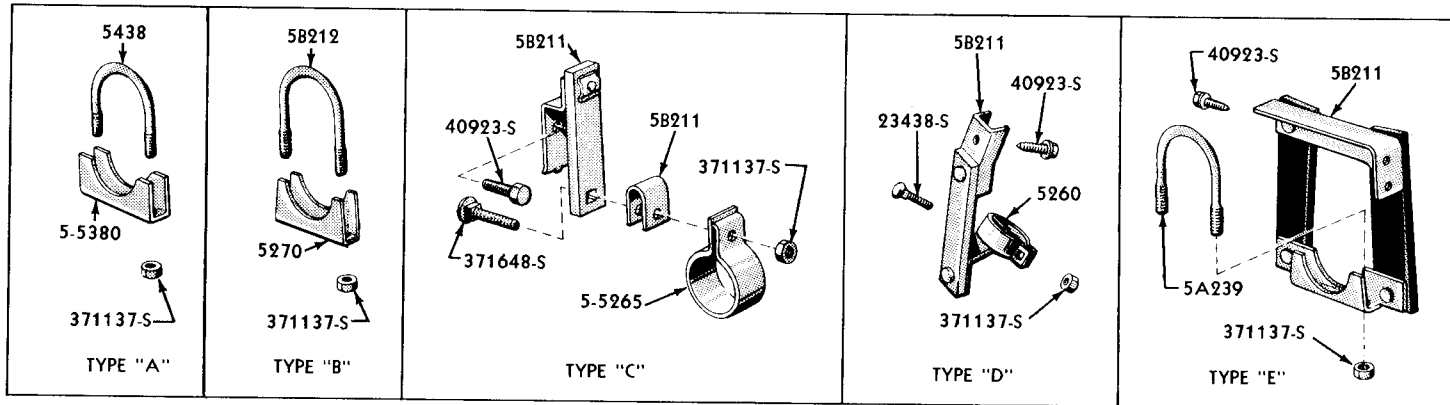
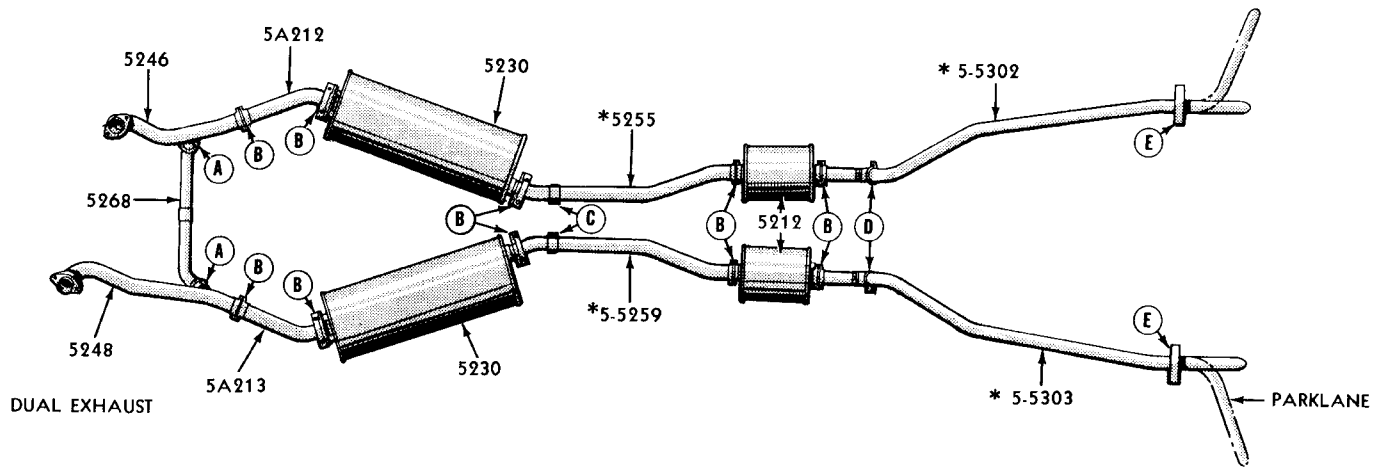


*SEE BASIC GROUP 5201

1959

PMC-641

EXHAUST SYSTEM-PASSENGER



EXHAUST SYSTEM-CONVERTIBLE

1959

PMC-642

Frame

GROUP AND PART NUMBER	DESCRIPTION, SIZE, ETC.	NO. REQ'D	MODEL OR ENGINE CUBIC INCH DISPLACEMENT	YEAR 19__
5A003 PLUG (FRAME STONE DEFLECTOR)				
B9MM 5A003-A	Rubber	2	All	59
5005 FRAME				
MC 5005-N		1	76	56
MC 5005-R		1	58,70,73	56
MC 5005-T		1	79	56
MC 5005-V	When using on model 64 remove - (2) MC-55194-A brackets	1	57,64	56
MG 5005-BE	Use with 312 C. I. D. engine	1	65,75	57
MG 5005-BJ	Use with 312 C. I. D. engine	1	76	57
MG 5005-BK	Use with 312 C. I. D. engine	1	57,58,63,64	57
MG 5005-BR	Use with 312 C. I. D. engine	1	56,77	57
MJ 5005-C	Use with 368 C. I. D. engine	1	57,58,63,64,65,75	57
MJ 5005-G	Use with 368 C. I. D. engine	1	76	57
MJ 5005-V	Use with 368 C. I. D. engine	1	56,77	57
MK 5005-AC	Cushion air ride	1	56,77	58
MH 5005-M	Cushion air ride	1	57C,63C	58
MK 5005-BB	Standard suspension	1	All except 56,57C,58C,63C,64B,76,77	58
MH 5005-AE	Standard suspension	1	57C,63C	58
MK 5005-BA	Standard suspension	1	76A,B	58
MH 5005-AD	Standard suspension	1	76C	58
MK 5005-AL		1	58C,64B	58
B9MM 5005-BS	Use on jobs prior to 6-16-59 with 312 engine	1	57A,63A	59
B9MM 5005-CD	Use on jobs after 6-16-59 with 312 engine	1	57A,63A	59
B9MM 5005-BR	Use on jobs prior to 6-16-59 with 312 engines	1	58A,64A	59
B9MM 5005-CC	Use on jobs after 6-16-59 with 312 engine	1	58A,64A	59
B9MM 5005-BT	Use on jobs prior to 6-16-59 with 312 engine	1	76A	59
B9MM 5005-CE	Use on jobs after 6-16-59 with 312 engine	1	76A	59
B9MM 5005-BL	Use on jobs prior to 6-16-59 with 383 or 430 engines	1	56,77	59
B9MM 5005-BZ	Use on jobs after 6-16-59 with 383 or 430 engines	1	56,77	59
B9MM 5005-BK	Use on jobs prior to 6-16-59 with 383 or 430 engines	1	57A, B, 63A, B	59
B9MM 5005-BY	Use on jobs after 6-16-59 with 383 or 430 engines	1	57A, B, 63A, B	59
B9MM 5005-BM	Use on jobs prior to 6-16-59 with 383 or 430 engines	1	57C,63C	59
B9MM 5005-CA	Use on jobs after 6-16-59 with 383 or 430 engines	1	57C,63C	59
B9MM 5005-BN	Use on jobs prior to 6-16-59 with 383 or 430 engines	1	58,64	59
B9MM 5005-CB	Use on jobs after 6-16-59 with 383 or 430 engines	1	58,64	59
B9MM 5005-BV	Use on jobs prior to 6-16-59 with 383 or 430 engine	1	76A	59
B9MM 5005-CG	Use on jobs after 6-16-59 with 383 or 430 engines	1	76A	59
B9MM 5005-BU	Use on jobs prior to 6-16-59 with 383 or 430 engines	1	76C	59
B9MM 5005-CF	Use on jobs after 6-16-59 with 383 or 430 engines	1	76C	59
5019 CROSSMEMBER (FRAME) FRONT				
MC 5019-A	Front	1	All	56
MG 5019-C		1	All	57
MK 5019-C		1	All	58
COMM 5019-A		1	All	59
5022 BRACKET (SUSPENSION ARM & SHOCK MOUNTING) UPPER				
MB 5022-A		2	All	56

Frame

GROUP AND PART NUMBER	DESCRIPTION, SIZE, ETC.	NO. REQ'D	MODEL OR ENGINE CUBIC INCH DISPLACEMENT	YEAR 19__
5027 CROSSMEMBER (FRAME) NO. 3				
MG 5027-B	Use with 312 C.I.D. engine	1	All except 76	57
MJ 5027-B	Use with 368 C.I.D. engine	1	All except 76	57
MK 5027-A		1	All except 58C, 64B, 76	58
MK 5027-B		1	58C, 64B	58
B9M 5027-A	Use with 312 engine	1	57A, 58A, 63A, 64A	59
B9M 5027-B	Use with 383 or 430 engines	1	All except 76	59
5029 CROSSMEMBER (FRAME) NO. 4				
MC 5029-C		1	All except 79	56
B5A 5029-A	⊕AF-5029-A	1	79	56
MG 5029-E		1	All except 56, 77	57
MG 5029-F	Standard suspension	1	56, 77	57/58
MK 5029-C	Standard suspension	1	All except 56, 58C, 64B, 77	58
MK 5029-G	Standard suspension	1	58C, 64B	58
B9M 5029-A		1	All	59
5035 CROSSMEMBER (FRAME) REAR				
MC 5035-A		1	All	56
5059 SUPPORT (FRAME ENGINE REAR)				
MC 5059-B		1	76	56
MG 5059-C		(a) 1	76	57
MK 5059-A		1	76	58
B9M 5059-A	Use with 312 C.I.D. engine	1	All	59
B9M 5059-B	Use with 383 or 430 C.I.D. engines	1	All	59
20389-S8	Bolt-hex. hd. -3/8"-24 x 1"-support assy. frame engine rear to frame front R. H. and L. H.	4	a	
33800-S8	Nut-hex. -3/8"-24-support assy. frame engine rear to frame front R. H. and L. H.	4	a	
34807-S7	Lockwasher-3/8"-support assy. frame engine rear to frame front R. H. and L. H.	4	a	
5060 BRACKET (ENGINE REAR SUPPORT & PARKING BRAKE LEVER)				
MC 5060-E	13-3/8" o/all length with (2) 15/32" holes - 4" between centers - ☆ Except model 76	1	312☆	56
5066 CROSSMEMBER (FRAME) REAR				
MG 5066-B		1	All	57/58
PB9M 5066-A		1	All except 57C, 63C, 76C	59
PB9M 5066-B	Extension	1	57C, 63C, 76C	59
5075-6 BRACKET (FRAME TO BODY FRONT) OUTER				
MC 5075-B	R. H.	1	All	56
MC 5076-B	L. H.	1	All	56
MG 5075-B	R. H.	1	All except 57C, 63C, 76C	57/58
MG 5076-B	L. H.	1	All except 57C, 63C, 76C	57/58
MH 5075-A	R. H.	1	57C, 63C, 76C	58
MH 5076-A	L. H.	1	57C, 63C, 76C	58
B9M 5075-B	R. H.	1	All	59
B9M 5076-B	L. H.	1	All	59
5078 BRACKET (FRAME TO BODY) REAR				
MG 5078-B		AR	All except 76	57
		AR	All	58
		AR	All except 56, 76, 77	59
MG 5084-A		6	76	57
		AR	76A, C	59

Frame

GROUP AND PART NUMBER	DESCRIPTION, SIZE, ETC.	NO. REQ'D	MODEL OR ENGINE CUBIC INCH DISPLACEMENT	YEAR 19__
5088 BRACKET (FRAME TO BODY) OUTER				
MC 5088-A	Front	2	All	56
5103 CLAMP (ENGINE REAR SUPPORT & PARKING BRAKE LEVER BRACKET)				
MC 5103-A	With (2) 15/32" holes 4" between centers - ☆ Except model 76	1	312☆	56
5143 BRACKET (FRAME TO BODY OUTER) NO. 3				
MG 5143-B		2	All except 76	57/58
MG 5143-C		2	76	57/58
PB9M 5143-A	R. H.	1	All except 76	59
PB9M 5143-B	L. H.	1	All except 76	59
PB9M 5143-C	R. H.	1	76	59
PB9M 5143-D	L. H.	1	76	59
5-5143 BRACKET (FRAME TO BODY) OUTER				
MC 55143-B		2	57,64,76	56
MC 55143-B		2	64,76	57
5-5145 BRACKET (FRAME TO BODY INNER) NO. 5				
MG 55145-A	Standard suspension	4	All except 76	57
		2	76	57
		2	All except 76	58
5-5156 BRACKET (FRAME TO BODY CENTER) NO. 4				
MG 55156-B		2	All except 76	57/58
MG 55156 C		2	76	57/58
5-5170-1 BRACKET (FRAME TO BODY) OUTER				
MC 55170-A	Rear - R. H.	1	All	56
MC 55171-A	Rear - L. H.	1	All	56
5-5196 BRACKET (FRAME TO BODY OUTER) NO. 5				
MG 55196-C		2	57,58,75,77	57/58

MEMO

1957 MERCURY

INLET PIPE, MUFFLER AND OUTLET PIPE COMBINATION CHART

SINGLE EXHAUST SYSTEM

PART NAME	PART NO.	56A	56B	57A	57B	58A	58B	63A	63B	64A	65A	75A	76A	76B	77A	77B	77C	77D
Muffler	MG 5230-B	1		1		1		1		1					1		1	
Pipe (inlet)	MK 5246-K	1		1		1		1		1					1		1	
Pipe (outlet)	MG 5255-L	1													1		1	
Pipe (outlet)	MG 5255-K			1		1		1		1								

DUAL EXHAUST SYSTEM

Muffler - 368	MJ 5230-D	2	2	2	2	2	2	2	2	2	2	2	2	2	2	2	2	2
Muffler - 312	MG 5230-G	2	2	2	2	2	2	2	2	2	2	2	2	2	2	2	2	2
Pipe (inlet) R. H. - 312	MG 5246-E	1	1	1	1	1	1	1	1	1	1	1			1	1	1	1
Pipe (inlet) R. H.	MG 5246-F												1	1				
Pipe (inlet) R. H. 368	MJ 5246-A	1	1	1	1	1	1	1	1	1	1	1			1	1	1	1
Pipe (inlet) R. H.	MJ-5246-B												1	1				
Pipe (outlet) resonator - R. H.	MG 5201-E	1	1												1	1	1	1
Pipe (outlet) resonator - R. H.	MG 5201-D			1	1	1	1	1	1	1	1	1						
Pipe (outlet) resonator - R. H.	MG 5201-G												1	1				
Pipe (outlet) resonator - R. H. front	MG 5255-M												1	1				
Pipe (inlet) L. H. - 312	MG 5248-A	1	1	1	1	1	1	1	1	1	1	1			1	1	1	1
Pipe (inlet) L. H.	MG 5248-B												1	1				
Pipe (inlet) L. H. - 368	MJ-5248-A	1	1	1	1	1	1	1	1	1	1	1			1	1	1	1
Pipe (inlet) L. H.	MJ 5248-B												1	1				
Pipe (outlet) resonator - L. H.	MG 55213-H	1	1												1	1	1	1
Pipe (outlet) resonator - L. H.	MG 55213-E			1	1	1	1	1	1	1	1	1						
Pipe (outlet) resonator-L. H.	MG 55213-J												1	1				
Pipe (outlet) L. H. - front	B7MY 5B202-A												1	1				

NOTE The chart above repeats service parts and replacement information contained in the 1956-7-8-9 Mercury Chassis Parts Catalog and it has been developed for your convenience in ordering components of the various exhaust systems.

1958 MERCURY

INLET PIPE, MUFFLER AND OUTLET PIPE COMBINATION CHART

SINGLE EXHAUST SYSTEM

PART NAME	PART NO.	56A	56B	57A	57B	57C	58A	58B	58C	63A	63B	63C	64A	64B	65A	75A	75B	76A	76B	76C	77A	77B	77C	77D	
Muffler	MG 5230-H								1					1											
Muffler	MK 5230-J	1	1	1	1		1	1		1	1		1		1	1	1					1	1	1	1
Muffler	MK 5230-T																	1	1						
Pipe (muffler inlet)	MK 5246-K								1					1											
Pipe (muffler inlet)	MK 5246-D	1	1	1	1		1	1		1	1		1		1	1	1					1	1	1	1
Pipe (muffler inlet)	MK 5246-F																		1	1					
Pipe (outlet)	MK 5201-M	1	1																			1	1	1	1
Pipe (outlet) - R. H.	MK 5201-S			1	1		1			1	1		1	1	1	1		1							
Pipe (outlet)	MK-5201-AE			1	1		1	1		1	1		1		1	1		1	1						
Pipe (outlet)	MG-5255-L	1																				1		1	

DUAL EXHAUST SYSTEM

Muffler - R. H.	MK 5230-M	1	1	1	1	1	1	1		1	1	1	1		1	1	1					1	1	1	1
Muffler - L. H.	MK 5230-M																		1	1	1				
Muffler - L. H.	MK 5232-E																	1	1	1					
Muffler - L. H.	MK-5232-E	1	1	1	1	1	1	1		1	1	1	1		1	1	1					1	1	1	1
Pipe (inlet)-H type	MK 5246-E	1	1	1	1	1	1	1		1	1	1	1		1	1	1	1	1	1	1	1	1	1	1
Pipe (inlet) - R. H. Ext.	MK 5436-A	1	1	1	1	1	1	1		1	1	1	1		1	1	1	1	1	1	1	1	1	1	1
Pipe (inlet) - L. H. Ext.	B8MY 5A213-A	1	1	1	1	1	1	1		1	1	1	1		1	1	1	1	1	1	1	1	1	1	1
Pipe (outlet) - R. H. 430	MH 5201-F					1						1										1			
Pipe (outlet) - R. H. Rear	MK 5201-Z			1	1		1	1			1	1		1		1	1	1	1	1	1				
Pipe (outlet) - R. H.	MK 5201-AA	1	1																			1	1	1	1
Pipe (outlet) - R. H. Frt.	MH 5255-D			1	1	1	1	1		1	1	1	1		1	1	1	1	1	1	1				
Pipe (outlet) - L. H. 430	MH 55213-F					1						1										1			
Pipe (outlet) - L. H. Rear	MK 55213-T			1	1		1	1		1	1		1		1	1	1	1	1	1					
Pipe (outlet) - L. H. Frt.	B8MY 5B202-A			1	1	1	1	1		1	1	1	1		1	1	1	1	1	1					
Pipe (outlet) - L. H.	MK 55213-U	1	1																			1	1	1	1
Pipe (outlet) - L. H.	MG 5255-L	1	1																			1	1	1	1

NOTE: The chart above repeats service parts and replacement information contained in the 1956-7-8-9 Mercury Chassis Parts Catalog and it has been developed for your convenience in ordering components of the various exhaust systems

1959 MERCURY

INLET PIPE, MUFFLER AND OUTLET PIPE COMBINATION CHART

S I N G L E E X H A U S T S Y S T E M

PART NAME	PART NUMBER	C. I. D.	56A	57A	57B	57C	58A	58B	63A	63B	63C	64A	76A	76C	77A	77B	77D
Muffler	COMM 5230-C	312	1	1	1	1	1	1	1	1	1	1	1	1	1	1	1
Muffler	COMM 5230-F	383											1	1			
Muffler	B9MM 5230-AK	383	1	1	1	1	1	1	1	1	1	1			1	1	1
Resonator	B9MM 5212-C	383 or 430											1	1			
Pipe(Outlet)L. H.	B9MY 5B202-B	312 or 383		1	1		1	1	1	1		1					
Pipe(Outlet)L. H. Front	B9MY 5B202-A	312 or 383											1	1			
Pipe(Outlet)L. H.	B9MY 5B202-D	312 or 383	1												1	1	1
Pipe(Outlet) Rear	B9MM 55302-C	312											1				
Pipe(Outlet)L. H. Rear	B9MM 55303-B	383											1				
Pipe(Inlet)	B9MM 5246-D	383	1	1	1	1	1	1	1	1	1	1	1	1	1	1	1
Pipe(Inlet)	B9MM 5246-C	312	1	1	1	1	1	1	1	1	1	1	1	1	1	1	1
Extension(Inlet Pipe)	B9MM 5A213-C	312 or 383	1	1	1	1	1	1	1	1	1	1			1	1	1
Extension(Inlet Pipe)	B9MM 5A213-D	312 or 383											1	1			

D U A L E X H A U S T S Y S T E M

Muffler(R. H.)	B9MM 5230-Y	383 or 430											1	1			
Muffler(R. H.)	B9MM 5230-AA	383 or 430	1	1	1	1	1	1	1	1	1	1			1	1	1
Muffler(L. H.)	B9MM 5232-H	383 or 430	1	1	1	1	1	1	1	1	1	1			1	1	1
Muffler(L. H.)	B9MM 5232-K	383 or 430											1	1			
Resonator	B9MM 5212-C	383 or 430											2	2			
Pipe(Outlet)R. H.	B9MM 5255-F	383 or 430											1	1			
Pipe(Outlet)R. H.	B9MM 5255-G	430				1					1						
Pipe(Outlet)R. H.	B9MM 5255-H	383 or 430	1												1	1	1
Pipe(Outlet)R. H.	B9MM 5255-J	383 or 430		1	1		1	1	1	1		1					
Pipe(Outlet)L. H.	B9MY 5B202-E	430				1					1						
Pipe(Outlet)L. H.	B9MY 5B202-F	383 or 430	1												1	1	1
Pipe(Outlet)L. H.	B9MY 5B202-C	383 or 430		1	1		1	1	1	1		1					
Pipe (outlet)L. H. Front	B9MY 5B202-A	383 or 430											1	1			
Pipe(Outlet)R. H. Rear	B9MM 55302-A	383 or 430												1			
Pipe(Outlet)R. H. Rear	B9MM 55302-B	383 or 430											1				
Pipe(Outlet)L. H. Rear	B9MM 55303-A	383 or 430												1			
Pipe(Outlet)L. H. Rear	B9MM 55303-B	383 or 430											1				
Pipe(Inlet)R. H.	B9M 5246-A	383 or 430	1	1	1	1	1	1	1	1	1	1	1	1	1	1	1
Pipe(Inlet)L. H.	B9M 5248-A	383 or 430	1	1	1	1	1	1	1	1	1	1	1	1	1	1	1
Pipe(Inlet Crossover)	PB9M 5268-B	383 or 430	1	1	1	1	1	1	1	1	1	1	1	1	1	1	1
Extension(Inlet Pipe)R. H.	B9MM 5A212-A	383 or 430	1	1	1	1	1	1	1	1	1	1			1	1	1
Extension(Inlet Pipe)R. H.	B9MM 5A212-B	383 or 430											1	1			
Extension(Inlet Pipe)L. H.	B9MM 5A213-A	383 or 430	1	1	1	1	1	1	1	1	1	1			1	1	1
Extension(Inlet Pipe)L. H.	B9MM 5A213-B	383 or 430											1	1			

NOTE. The chart above repeats service parts and replacement information contained in the 1956-7-8-9 Mercury Parts Catalog and it has been developed for your convenience in ordering components of the various exhaust systems.

Muffler

GROUP AND PART NUMBER	DESCRIPTION, SIZE, ETC.	NO. REQ'D	MODEL OR ENGINE CUBIC INCH DISPLACEMENT	YEAR 19____
5201 PIPE (MUFFLER OUTLET)				
B6MM 5255-A	Without resonator - single exhaust	1	57C, 64D, 70, 73B	56
MC 55213-A	Muffler outlet pipe and resonator assy. - used on "Y" exhaust system	1	57C, 64D, 70, 73B	56
MC 5255-G	R.H. - dual exhaust	1	All except 76, 79	56
B5MY 5B202-B	L.H. - dual exhaust - ⊕MC-55259-B	1	57, 58, 64	56
MC 5255-H	R.H. - dual exhaust	1	76	56
B5MY 5B202-C	L.H. - dual exhaust - ⊕MC-55259-C	1	76	56
MC 5255-F	R.H. - dual exhaust	1	79	56
B5MY 5B202-A	L.H. - dual exhaust - ⊕MC-55259-A	1	79	56
MG 5255-L	R.H. - single exhaust	1	56A, 77A, C	57
	Dual exhaust	1	56, 77	57
MG 5201-D	R.H. - includes resonator - dual exhaust	1	All except 56, 76, 77	57
MG 55213-E	L.H. - muffler outlet pipe and resonator assy. - dual exhaust	1	All except 56, 76, 77	57
B7MM 5B202-B	L.H. - without resonator - dual exhaust	1	All except 56, 76, 77	57
MG 5201-E	R.H. - resonator and muffler outlet pipe assy. - dual exhaust	1	56, 77	57
MG 55213-H	L.H. - muffler outlet pipe and resonator assy. - dual exhaust	1	56, 77	57
B7MM 5B202-C	L.H. - without resonator - dual exhaust	1	56, 77	57
MG 5255-M	R.H. - front	1	76	57
B7MY 5B202-A	L.H. - front - ⊕MG-55259-G	1	76	57
B7MM 5255-A	R.H. - without resonator - dual exhaust	1	76	57
B7MM 5B202-A	L.H. - without resonator - dual exhaust	1	76	57
MG 55213-J	L.H. - muffler outlet pipe and resonator assy. - dual exhaust	1	76	57
MG 5255-S	Single exhaust	1	57, 58, 63, 64	57
		1	58C, 64B	58
MG 5255-K	☆ 1957 - use on models 57A, 58A, 63A, 64A - single exhaust ☆ 1957 - all except 56, 76, 77 - dual exhaust ☆ 1958 - use on models 58C, 64B - single exhaust	1	All☆	57/58
B8MM 5255-B	R.H. - without resonator - single exhaust with 383 C.I.D. engine	1	All except 56, 77	58
MK 5201-M	R.H. - single exhaust with 383 C.I.D. engine	1	56, 77	58
B8MM 5255-A	R.H. - without resonator - single exhaust with 383 C.I.D. engine	1	56, 77	58
MK 5201-S	R.H. - single exhaust with 383 C.I.D. engine	1	All except 56, 57C, 63C, 76C, 77	58
MK 5255-G	R.H. - front with single exhaust	1	76A, B	58
MK 5201-AE	R.H. - single exhaust with resonator and muffler	1	76A, B	58
MG 5201-G	R.H. - with resonator	1	76	58
MH 5255-D	R.H. - front with dual exhaust	1	All except 56, 58C, 64B, 77	58
B8MY 5B202-A	L.H. - front with dual exhaust - ⊕MH-55259-D	1	All except 56, 77	58
MK 5201-Z	R.H. - dual exhaust	1	All except 56, 57C, 63C, 76C, 77	58
MK 55213-T	L.H. - dual exhaust with 383, 430 C.I.D. engine	1	All except 56, 57C, 63C, 76C, 77	58
B8MM 5255-E	R.H. - without resonator - dual exhaust with 383, 430 C.I.D. engine	1	All except 56, 57C, 63C, 76C, 77	58
B8MM 5B202-A	L.H. - without resonator - dual exhaust with 383, 430 C.I.D. engine	1	All except 56, 57C, 63C, 76C, 77	58
MK 5201-AA	R.H. - dual exhaust with 383, 430 C.I.D. engine	1	56, 77	58
MK 55213-U	L.H. - dual exhaust with 383, 430 C.I.D. engine	1	56, 77	58
MH 5201-F	R.H. - dual exhaust with 430 C.I.D. engine	1	57C, 63C, 76C	58
MH 55213-F	L.H. - dual exhaust with 430 C.I.D. engine	1	57C, 63C, 76C	58
B8MM 5255-D	R.H. - without resonator - dual exhaust with 383, 430 C.I.D. engine	1	56, 77	58
B8MM 5B202-B	L.H. - without resonator - dual exhaust with 383, 430 C.I.D. engine	1	56, 77	58

CONTINUED ON NEXT PAGE

Muffler

GROUP AND PART NUMBER	DESCRIPTION, SIZE, ETC.	NO. REQ'D	MODEL OR ENGINE CUBIC INCH DISPLACEMENT	YEAR 19__
5201 PIPE (MUFFLER OUTLET) CONTINUED				
B8MM 5255-C	R. H. - without resonator - dual exhaust with 430 C. I. D. engine	1	57C, 63C, 76C	58
B8MM 5B202-C	L. H. - without resonator - dual exhaust with 430 C. I. D. engine	1	57C, 63C, 76C	58
B9MY 5B202-B	L. H. - single exhaust with 312 or 383 engines - ⊕B9MM-55259-N	1	57A, B, 58A, B, 63A, B, 64A	59
B9MM 5255-J	R. H. - dual exhaust with 383 or 430 engine	1	57A, B, 58A, B, 63A, B, 64A	59
B9MY 5B202-C	L. H. - dual exhaust with 383 or 430 engine - ⊕B9MM-55259-R	1	57A, B, 58A, B, 63A, B, 64A	59
B9MM 5255-G	R. H. - dual exhaust with 430 engine	1	57C, 63C	59
B9MY 5B202-E	L. H. - dual exhaust with 430 engine - ⊕B9MM-55259-L	1	57C, 63C	59
B9MY 5B202-D	L. H. - single exhaust with 312 or 383 engines - ⊕B9MM-55259-K	1	56, 77	59
B9MM 5255-H	R. H. - dual exhaust with 383 or 430 engines	1	56, 77	59
B9MY 5B202-F	L. H. - dual exhaust with 383 or 430 engines - ⊕B9MM-55259-M	1	56, 77	59
B9MM 5255-F	R. H. - front - dual exhaust with 383 or 430 engines	1	76	59
B9MY 5B202-A	L. H. - front - dual exhaust with 383 or 430 engines - single exhaust with 312 or 383 engines - ⊕B9MM-55259-J	1	76	59
B9MM 55302-C	Rear - single exhaust with 312 engine	1	76A	59
B9MM 55302-B	R. H. - rear - dual exhaust with 383 or 430 engines	1	76A	59
B9MM 55303-B	L. H. - rear - dual exhaust with 383 or 430 engines single exhaust with 383 engine	1	76A	59
B9MM 55302-A	R. H. - rear - dual exhaust with 383 or 430 engines	1	76C	59
B9MM 55303-A	L. H. - rear - dual exhaust with 383 or 430 engines	1	76C	59
5A200-1 STRAP (MUFFLER OUTLET PIPE)				
B9M 5A200-A	Upper - dual with 383 or 430 engines - use on jobs prior to 12-22-58	1	All except 76	59
B9M 5A201-A	Lower - dual with 383 or 430 engines - use on jobs prior to 12-22-58 Refer to basic group 5-5253 for jobs after 12-22-58	1	All except 76	59
5202-3 EXTENSION (MUFFLER OUTLET PIPE)				
BU 5202-A	R. H.	(a) 1	All except 79	56
BU 5203-A	L. H.	(a) 1	All except 79	56
20347-S8	Bolt-hex. -5/16"-24 x 3/4"-outlet pipe ext. to resonator	2	a	
33798-S8	Nut-hex. -5/16"-24-pipe to resonator	2	a	
357624-S7	Lockwasher-special-5/16"-pipe to resonator	2	a	
5A202-3 SUPPORT BRACKET & INSULATOR (MUFFLER)				
	See basic part number 5B211			
5B202 PIPE (MUFFLER OUTLET)				
	See basic part number 5201			
5B204 CLAMP (MUFFLER OUTLET PIPE LOWER)				
B5MY 5B204-A	Used with dual exhaust - ⊕MC-55273-A	(a) 2	All except 79	56
23394-S7	Bolt carriage-outlet pipe-5/16"-24 x 7/8"	2	a	
5210 KIT (DUAL EXHAUST SYSTEM)				
MC 5210-B		1	All except 76, 79	56
MG 5210-A	Use with 312 C. I. D. engine	1	57A, 58A, 63A, 64A	57
MG 5210-B	Use with 312 C. I. D. engine	1	56A, 77A, 77C	57
B9MY 5210-C	Use with 383 engine	1	56, 77	59

Muffler

GROUP AND PART NUMBER	DESCRIPTION, SIZE, ETC.	NO. REQ'D	MODEL OR ENGINE CUBIC INCH DISPLACEMENT	YEAR 19_____
5B211 SUPPORT BRACKET & INSULATOR (MUFFLER)				
B5MY 5B211-B	Used with "Y" exhaust system - outlet pipe - front - ⊕MC-5259-D (a, b)	1	57C, 64D, 70, 73B	56
MC 5261-D	Insulator type - used with "Y" exhaust system - outlet pipe - rear (c)	1	64D, 70, 73B	56
B5MY 5B211-A	Used with dual exhaust systems - outlet pipe - front - ⊕MC-5259-C (a)	2	All except 76	56
B5A 5277-D	R. H. outlet pipe to frame - used with dual exhaust - ⊕AG-55299-B	1	All except 76	56
MC 55260-D	Outlet pipe to frame - outer	1	All except 76	56
MC 55260-E	Outlet pipe to frame - outer	2	76	56
B5MY 5A249-A	⊕MC-55268-A	2	76	56
MC 5261-F	Insulator type - used with dual exhaust system - outlet pipe - rear - R. H. (c)	2	All except 79	56
MC 5261-E	Insulator type - outlet pipe - rear (c)	1	79	56
MC 55226-B	Muffler outlet pipe rear - L. H.	1	79	56
MG 5261-C	R. H. - single or dual exhaust - type "A"	1-2	All	57
MG 55226-C	L. H. - rear - insulator type - dual exhaust type "A"	1	All	57
B7MY 5B211-A	Type "B" - ⊕MG-5259-B	AR	All	57
	(2) for dual exhaust	1	58C, 64B	58
	(1) for single exhaust			
MG 5273-E	Type "C"	AR	All except 56, 77	57
	(1) for single exhaust			
	(2) for dual exhaust			
MG 55299-B	R. H. - outlet pipe to frame - type "E"	1	All	57
		1	58C, 64B	58
MG 55260-B	L. H. - outlet pipe to frame - with dual exhaust - type "E"	1	All	57
		1	58C, 64B	58
MG 5273-F	R. H. - single or dual exhaust - type "D"	1	56, 77	57/58
MG 5275-A	L. H. - dual exhaust - type "D"	1	56, 77	57/58
MK 5273-C	Single exhaust	1	58C, 64B	58
B8MY 5A246-B	R. H. - with single exhaust - type "F" - ⊕MK-55253-C	1	All except 57C, 58C, 63C, 64B, 75B, 76C	58
B8MY 5A246-A	R. H. - with dual exhaust - type "F" - ⊕MK-55253-B	1	All except 58C, 64B	58
MK 5256-B	L. H. - with dual exhaust - type "F"	1	All except 58C, 64B	58
MK 5261-B	Rear - type "G"	AR	All except 58C, 64B	58
	(1) for single exhaust			
	(2) for dual exhaust			
MK 5273-A	Intermediate - single and dual exhaust - type "H"	1-2	All except 56, 58C, 64B, 77	58
PB9M 5273-A	Intermediate - single and dual	1-2	All	59
COMM 5261-C	Single and dual with 383 or 430 engines	1-2	All	59
B9MY 5B211-A	R. H. - front - single and dual - use on jobs after 12-22-58 - ⊕B9MM-5259-A	1	All except 76	59
COMM 5256-A	L. H. - front - single and dual - use on jobs after 12-22-58	1	All except 76	59
COMM 5A202-B	R. H. - dual - use with B9MM-55256-A	1	All except 76	59
COMM 5A203-B	L. H. - dual - use with B9MM-55256-A	1	All except 76	59
B9MM 5A203-C	Single exhaust - use with B9MM-55256-B	1	All except 76	59
B9MY 5A246-A	With insulator - muffler outlet pipe front - single and dual - ⊕4846983, EPB9M-55253-A	1-2	76	59
B9MY 5A246-B	Muffler outlet pipe front - single and dual exhaust - "U" shaped - used with B9MY-5A246-A - ⊕4846988, EPB9M-55253-B	1-2	76	59
	20387-S8 Bolt-hex. hd. - 5/16"-24-support to frame bracket	2	a	
	33798-S8 Nut-hex. - 5/16"-24-support assy. to outlet pipe	2	b, c	
	356329-S Washer-rectangular-11/32"-dia. support to brkt.	2	b	
	357624-S7 Lockwasher-5/16"-support to frame	2	c	

Muffler

GROUP AND PART NUMBER	DESCRIPTION, SIZE, ETC.	NO. REQ'D	MODEL OR ENGINE CUBIC INCH DISPLACEMENT	YEAR 19__
5212 RESONATOR				
B9MM 5212-C	Aluminized - use with 383 or 430 engines - single or dual exhaust	1-2	76	59
5A212-3 EXTENSION (MUFFLER INLET PIPE)				
MK 5436-A	R. H. - dual exhaust - extension - 10-19/32" long	1	All except 58C, 64B	58
B8MY 5A213-A	L. H. - dual exhaust - 10-19/32" long - ⊕MK-5437-A	1	All except 58C, 64B	58
B9MM 5A212-A	R. H. - dual exhaust with 383 or 430 engines	1	All except 76	59
B9MM 5A213-A	L. H. - dual exhaust with 383 or 430 engines	1	All except 76	59
B9MM 5A212-B	R. H. - dual exhaust with 383 or 430 engines	1	76	59
B9MM 5A213-B	L. H. - dual exhaust with 383 or 430 engines	1	76	59
B9MM 5A213-C	L. H. - single exhaust with 312 or 383 engines	1	All except 76	59
B9MM 5A213-D	L. H. - single exhaust with 312 or 383 engines	1	76	59
5B212 "U" BOLT (MUFFLER & RESONATOR)				
B6LY 5B212-A	(1) each side to attach outlet pipe front support assy. to muffler assy. and outlet pipe R.H. and L.H. - used with dual exhaust - ⊕LD-55248-A	AR	All	56/57
KC 55256-A	To attach 5230 muffler to 5201 resonator and muffler outlet pipe	AR	All except 57C, 58C, 63C, 64B, 76C	58
B9MY 5B212-A	Dual exhaust with 383 or 430 engines - ⊕4848318, ⊕PB9M-55248-C	2	All except 76	59
PB9M 55258-A	Single and dual exhaust	AR	All except 76	59
5-5213 PIPE (MUFFLER OUTLET)				
	See basic part number 5201			
5A224 REINFORCEMENT (MUFFLER OUTLET PIPE BRACKET MOUNTING BOLT)				
B9MM 5A224-A	Single or dual exhaust	2	All except 76	59
5-5226 SUPPORT BRACKET & INSULATOR (MUFFLER)				
	See basic part number 5B211			
5A227 SPACER (DEFLECTOR MUFFLER HEAT FRONT)				
B9MB 5A227-A	Single and dual exhaust	AR	All	59
5230 MUFFLER				
MC 5230-N	Used with dual exhaust system - 1-3/4" pipe opening	2	All	56
MC 5230-R	Used with "Y" exhaust system - 2" pipe opening	1	64D, 70, 73B	56
MG 5230-G	Use for dual exhaust with 312 C.I.D engine	2	All	57
MJ 5230-D	Use for dual exhaust with 368 C.I.D. engine	2	All	57
MG 5230-H	Single exhaust	1	56A, 57A, 58A, 63A, 64A, 77A, 77C	57
		1	58C, 64B	58
MK 5230-J	Single exhaust	1	All except 76	58
MK 5230-T	Single exhaust	1	76A, B	58
MK 5230-M	R. H. - dual exhaust	1	All except 58C, 64B, 76	58
	L. H. - dual exhaust	1	All except 58C, 64B, 76	58
MK 5232-E	R. H. - dual exhaust	1	76	58
	L. H. - dual exhaust	1	76	58
COMM 5230-C	Single exhaust with 312 engine	1	All	59
B9MM 5230-AK	Single exhaust with 383 engine	1	All except 76	59
COMM 5230-F	Single exhaust with 383 or 430 engines	1	76A, C	59
B9MM 5230-AA	R. H. - dual exhaust with 383 or 430 engines	1	All except 76	59
B9MM 5232-H	L. H. - dual exhaust with 383 or 430 engines	1	All except 76	59
B9MM 5230-Y	R. H. - dual exhaust with 383 or 430 engines	1	76A, C	59
B9MM 5232-K	L. H. - dual exhaust with 383 or 430 engines	1	76A, C	59

Muffler

GROUP AND PART NUMBER	DESCRIPTION, SIZE, ETC.	NO. REQ'D	MODEL OR ENGINE CUBIC INCH DISPLACEMENT	YEAR 19__
5A239 "U" BOLT (MUFFLER INLET PIPE)				
B8MY 5A239-A	⊕MK-55256-A Muffler inlet pipe - single exhaust with 312 or 383 C.I.D. - dual exhaust 76A	1-2 1-2	All except 57C, 58C, 63C, 64B, 76C All	58 59
B9MY 5A239-B	Dual exhaust - ⊕B9MM-55256-A	2	All except 76	59
B9MY 5A239-A	Single exhaust - ⊕B9MM-55256-B	1	All except 76	59
5246 PIPE (MUFFLER INLET)				
MC 5246-E	Used in "Y" exhaust system (a)	1	57C, 64D, 70B, 73B	56
MC 5246-G	R.H. - used with dual exhaust system (a)	1	All except 76	56
MC 5248-D	L.H. - used with dual exhaust system (a)	1	All except 76	56
MC 5246-F	R.H. - used with dual exhaust system (a)	1	76	56
MC 5248-C	L.H. - used with dual exhaust system (a)	1	76	56
MG 5246-E	R.H. - dual exhaust with 312 C.I.D. engine	1	All except 76	57
MG 5248-D	L.H. - dual exhaust with 312 C.I.D. engine	1	All except 76	57
MJ 5246-A	R.H. - 368 C.I.D. engine	1	All except 76	57
MJ 5248-A	L.H. - 368 C.I.D. engine	1	All except 76	57
MJ 5246-B	R.H. - 368 C.I.D. engine	1	76	57
MJ 5248-B	L.H. - 368 C.I.D. engine	1	76	57
MG 5246-F	R.H. - dual exhaust	1	76	57
MG 5248-B	L.H. - dual exhaust	1	76	57
MK 5246-K	Single exhaust	1	56A, 57A, 58A, 63A, 64, 77A, C	57
		1	58C, 64B	58
PB8M 5246-A	Single exhaust	1	All except 57C, 58C, 63C, 64B, 76	58
MK 5246-F	R.H. - single exhaust	1	76A, B	58
MK 5246-E	Dual exhaust - H type	1	All except 58C, 64B	58
B9MM 5246-C	Use with single exhaust system with 312 engine	1	All	59
B9MM 5246-D	Use with single exhaust with 383 C.I.D. engine	1	All	59
B9M 5246-A	R.H. - use for dual exhaust system with 383 and 430 engine only	1	All	59
B9M 5248-A	L.H. - use for dual exhaust system with 383 and 430 engines only	1	All	59
352492-S100	Nut-hex.-7/16"-14-pipe to manifold	2	a	
353460-S	Stud-7/16"-14-14 x 1-5/8"-pipe to manifold	2	a	
354006-S	Stud-7/16"-14 and 7/16"-14 x 2-1/2"-exhaust control valve and inlet pipe to exhaust manifold-used with dual exhaust	2	a	
357625-S7	Lockwasher-7/16"-pipe to manifold	2	a	
5A246 SUPPORT BRACKET & INSULATOR (MUFFLER)				
	See basic part number 5B211			
5-5246 INSULATOR (MUFFLER INLET PIPE)				
MC 55246-B	NS-25-1/2" compressed length - cut from MC-55246-C	1	64D, 70, 73B	56
MC 55246-D	NS-Cut from MC-55246-C	1	All except 76	56
MC 55246-E	NS-Cut from MC-55246-C	2	76	56
MC 55246-C	36" compressed length	1	All	56
		AR	All except 65, 75	57
MJ 5247-A	NS-Make from MC-55246-C	AR	All	57
MJ 55246-A	NS-R.H. - insulator - make from MC-55246-C	1	65, 75, 76	57
5248 PIPE (MUFFLER INLET)				
	See basic part number 5246			
5A249 SUPPORT BRACKET & INSULATOR (MUFFLER)				
	See basic part number 5B211			
5255 PIPE (MUFFLER OUTLET)				
	See basic part number 5201			

Muffler

GROUP AND PART NUMBER	DESCRIPTION, SIZE, ETC.	NO. REQ'D	MODEL OR ENGINE CUBIC INCH DISPLACEMENT	YEAR 19__
5A255 PIPE (MUFFLER INLET CROSSOVER)				
	See basic part number 5268			
5256 SUPPORT BRACKET & INSULATOR (MUFFLER)				
	See basic part number 5B211			
5-5256 "U" BOLT (MUFFLER & RESONATOR)				
	See basic part number 5B212			
5-5258 "U" BOLT (MUFFLER & RESONATOR)				
	See basic part number 5B212			
5260 CLAMP (MUFFLER OUTLET PIPE REAR)				
51A 5260-B		2	79	56
MG 5260-C	Used with "Y" exhaust system	1	64D, 70B, 73B	56
	(2) muffler outlet pipe rear to pipe muffler outlet front R. H. and L. H. and bracket	1-2	All except 58C, 64B	57/58
	(2) bracket and insulator assy. muffler outlet pipe rear R. H. and L. H. to pipe muffler outlet pipe R. H. and L. H.			
	(1) pipe muffler outlet to bracket and insulator assy. muffler outlet pipe intermediate			
	(1) bracket and insulator assy. muffler outlet pipe rear R. H. to pipe muffler outlet			
	☆ (2) req'd. - model 76 with 383 or 430 engines dual exhaust	1-2	All☆	59
	☆ (1) req'd. - with 312 or 383 engines - single exhaust			
MK 5260-A	Single exhaust - required to attach outlet pipe to bracket - required to attach outlet pipe intermediate	1	All except 57C, 58C, 63C, 64B, 76C	58
MK 5260-B	Dual exhaust	2	All except 58C, 64B	58
MK 5260-C	Single and dual exhaust	1-2	All except 76A, B	58
PB9M 5260-A	Dual exhaust	2	All except 76	59
5-5260 SUPPORT BRACKET & INSULATOR (MUFFLER)				
	See basic part number 5B211			
5261 SUPPORT BRACKET & INSULATOR (MUFFLER)				
	See basic part number 5B211			
5263 EXTENSION (MUFFLER OUTLET PIPE)				
BAE 5263-A	With 1400 spare carrier kit	2	All except 56, 77	57/58
B9MM 5263-A	With 1400 spare carrier kit	2	All except 56, 77	59
5265 CLAMP (MUFFLER OUTLET PIPE) FRONT				
MK 5265-B	Dual exhaust	1	All	58
MK 5265-C	Single exhaust	1	All except 57C, 58C, 63C, 64B, 76C	58
PB9M 5265-A	Single and dual	1-2	76	59

Muffler

GROUP AND PART NUMBER	DESCRIPTION, SIZE, ETC.	NO. REQ'D	MODEL OR ENGINE CUBIC INCH DISPLACEMENT	YEAR 19__
5268 PIPE (MUFFLER INLET CROSSOVER)				
B9MM 5A255-A	Dual exhaust 383 and 430 C.I.D. engines	1	All	59
5270 CLAMP (MUFFLER INLET PIPE)				
B8S 5270-B	Attach muffler inlet pipe assy. to muffler ⊕MA-55256-A	2	All except 76	56
	Attach muffler inlet pipe assy. L.H. to muffler	1	All except 76	56
	Attach muffler outlet pipe front support assy. to muffler assy. and muffler outlet pipe	1	64D,70,73B	56
	Attach bracket and insulator assy. muffler inlet pipe to muffler inlet pipe assy. R.H. and L.H. and muffler	2	76	56
		AR	All	57/58
B8S 5270-C	When using this clamp on "Y" exhaust system only (1) is required	(a) 2	All except 76	56
	Also use on outlet pipe - ⊕MA-5270-A	AR	All	57/58
B5A 5270-A	Use with Spare Carrier Kit	4	76	57
MA 5270-A		AR	All	59
MK 5270-A	Dual 383 or 430 engine	1-2	All except 76	59
23394-S7	Bolt-carriage-5/16"-24 x 7/8"-outlet pipe clamp to bracket assy.	2	a	
5273 SUPPORT BRACKET & INSULATOR (MUFFLER)				
	See basic part number 5B211			
5275 SUPPORT BRACKET & INSULATOR (MUFFLER)				
	See basic part number 5B211			
5277 SUPPORT BRACKET & INSULATOR (MUFFLER)				
	See basic part number 5B211			
5-5294 DEFLECTOR (MUFFLER HEAT)				
B9MB 55294-A	Use with air conditioner (1) for single exhaust (2) for dual exhaust	1-2	All	57/59
5296 SHIELD (STARTING MOTOR HEAT DEFLECTOR)				
PB9M 5296-A	⊕4847793	1	312, 383, 430	59
5-5299 SUPPORT BRACKET & INSULATOR (MUFFLER)				
	See basic part number 5B211			
5-5302-3 PIPE (MUFFLER OUTLET)				
	See basic part number 5201			

5 3 1 0

1 9 5 7 S P R I N G C H A R T

SELECT PROPER CODE FROM CHART AND ORDER

CORRESPONDING SPRING BY NUMBER LISTED BELOW CHART

M O D E L	312 CID ENGINE				368 CID ENGINE			
	WITH A/COND.		WITHOUT A/COND.		WITH A/COND.		WITHOUT A/COND.	
	STD.	H/D	STD.	H/D	STD.	H/D	STD.	H/D
56-77	3	3	2	3	4	4		4
57-58 63-64 65-75	3	3	2	3	4*	4*	4	4
76	5*	5*	5	5	5*	5*	5	5

1 - MG-5310-G

2 - MG-5310-L

3 - MG-5310-R

4 - B9M-5310-A §

5 - B9M-5310-B §

* Also use (4) MB-5355-B Shims and
MG-55328-A Locators

§ Also use for export

Note - When using B9M 5310-A or B springs - also
use (2) 8M-5414-A Insulators between spring
and lower suspension arm.

5 3 1 0

1 9 5 8 S P R I N G C H A R T

SELECT PROPER CODE FROM CHART AND ORDER

CORRESPONDING SPRING BY NUMBER LISTED BELOW CHART

M O D E L	WITH A/COND.	WITHOUT A/COND.	
		STD.	H/D
56-58A 63A-64A 77-57A	4	3	3
57B-C-58B 63B-C-65 75-76	4*	4	4
58C-64B	X	1	2

X - Not applicable

1 - MG-5310-L

2 - MG-5310-R

3 - B9M-5310-A §

4 - B9M-5310-B §

* - Also use (4) MB-5355-B Shims and
(2) MG-55328-A Locators

§ - Also use for export

Note - When using B9M-5310-A or B springs -
also use (2) 8M-5414-A Insulators between
spring and lower suspension arm

5 3 1 0

1 9 5 9 S P R I N G C H A R T

SELECT PROPER CODE FROM CHART AND ORDER

CORRESPONDING SPRING BY NUMBER LISTED BELOW CHART

M O D E L	312 CID ENGINE				383 CID ENGINE				430 CID ENGINE			
	WITH A/COND.		WITHOUT A/COND.		WITH A/COND.		WITHOUT A/COND.		WITH A/COND.		WITHOUT A/COND.	
	STD.	H/D	STD.	H/D	STD.	H/D	STD.	H/D	STD.	H/D	STD.	H/D
56-77	3	2*	2	6	3	2*	2	6	3	2*	2	6
57A-58A 63A-64A	1	2*	1	5	4	7*	3	7	4	7*	3	7
57B-58B 63B	X	X	X	X	4	7*	3	7	4	7*	3	7
57C-63C 76C	X	X	X	X	X	X	X	X	4*	7*	4	3*
76A	3	2*	2	6	4*	7*	4	3*	4*	3*	4	3*

1 - B9M-5310-A §

2 - B9M-5310-B §

3 - B9M-5310-C

X - Not Applicable

4 - B9M-5310-D §

§ - Also use for export

5 - B9M-5310-E §

* - Also use (4) MB-5355-B shims and (2) MG-55328-A Locators

6 - B9M-5310-F

7 - COMM-5310-G

Springs

GROUP AND PART NUMBER	DESCRIPTION, SIZE, ETC.	NO. REQ'D	MODEL OR ENGINE CUBIC INCH DISPLACEMENT	YEAR 19_____
5310 SPRING (FRONT)				
AD 5310-G	Standard - aluminum	2	All except 76, 79	56
MB 5310-E	Orange ☆ Standard on 76B model ☆ Heavy duty on all except 76, 79	2	All☆ except 76, 79	56
MB 5310-F	Bronze ☆ Standard on 79 models ☆ Heavy duty on all except 79	2	All☆ except 79	56
5A317 LOCATOR (FRONT SPRING)				
B7MY 5A317-A	Heavy duty - use with 5355 shim - ⊕MG-55328-A	2	All	57/59
5334 LINER (REAR SPRING CLAMP)				
OM 5334		AR	All	56/58
PB9M 5334-A	Also serviced in 5834 kit - ⊕5400389	AR	All	59
5355 SHIM (FRONT SPRING)				
MB 5355-B	.118" thick - use with 5-5328 locator	AR	All	56/59
B8E 5355-A	Use for export only - ⊕I-501246	2	57C, 63C, 76C	59
PB9M 5355-A	Use for export only - ⊕I-501248	2	76C	59
5-5380 CLAMP (MUFFLER INLET CROSSOVER PIPE)				
KC 55380-B	Dual exhaust 383 or 430 C.I.D. engines	2	All	59
5415 INSULATOR (FRONT SUSPENSION SPRING)				
8A 5415-A	Upper - 5-1/2" O.D. x 3-3/4" I.D.	2	All	56/57
8M 5414-A	Lower	2	All	57
B8A 5415-A	Upper - ⊕AJ-5415-A	2	All	58/59
5420 SEAT (FRAME FRONT SPRING)				
MG 5420-C		2	All	57/58
PB9M 5420-A	R. H.	1	All	59
PB9M 5420-B	L. H.	1	All	59
5436 EXTENSION (MUFFLER INLET PIPE)				
	See basic part number 5A212-3			
5438 "U" BOLT (MUFFLER INLET CROSSOVER PIPE)				
PB9M 5438-A	Dual exhaust 383 and 430 C.I.D. engines	2	All	59
5439-40 BRACKET (FRAME TO BODY) INNER				
PB9M 5439-A	R. H.	1	56, 77	59
PB9M 5440-A	L. H.	1	56, 77	59
5476 CLAMP (STABILIZER BAR TO LOWER ARM)				
B7A 5476-A	Outer - ⊕AJ-55493-A (a)	2	All	58
20346-S8	Bolt-hex. hd. -5/16"-18 x 3/4"-use to attach clamp to lower arm	2	a	
371154-S	Nut-hex. hd. -5/16"-18-use to attach clamp to arm	2	a	

Springs

GROUP AND PART NUMBER	DESCRIPTION, SIZE, ETC.	NO. REQ'D	MODEL OR ENGINE CUBIC INCH DISPLACEMENT	YEAR 19_____
5476-7 RETAINER (STABILIZER BAR TO SUSPENSION ARM)				
MK 5476-A	R. H. - inner	(a) 1	All	58
MK 5477-A	L. H. - inner	(a) 1	All	58
20346-S8	Bolt-hex. hd. -5/16"-18 x 3/4"-use to attach stabilizer to lower arm	4	a	
371154-S	Nut-5/16"-18 hex. hd. -use to attach stabilizer to lower arm	4	a	
5482 BAR ASSEMBLY (FRONT STABILIZER)				
MC 5482-A		(a) 1	All	56
MG 5482-B	Use with 312 C.I.D. engine only	1	All	57
MJ 5482-A	Use with 368 C.I.D. engine only	1	All	57
MK 5482-D		1	All	58
33798-S8	Nut-hex. -5/16"-24	2	a	
355648-S8B	Bolt-shoulder-5/16"-24 x 5-13/16"	2	a	
5484 BUSHING (STABILIZER BAR TO FRAME)				
B9MM 5484-A	For units built prior to 1000-also order 5486 brkt.	2	All	59
5A484 KIT (FRONT STABILIZER LINKAGE)				
B4MY 5A484-A	Consists of the following - @MEK-55495-A (1) MB-5490-A spacer (1) AB-18031-A seat (4) AB-18041-B washer (4) AB-18198-A insulator (1) 33798-S8 nut (1) 355648-S8 bolt	2	All	56
B7MY 5A484-A	Consists of the following - @MHK-55495-A (1) MG-5490-A spacer (4) MG-18041-B washer (2) MG-55490-B insulator (1) 33798-S nut (1) 359513-S bolt	2	All	57
B9MY 5A484-A	Consists of the following - @59MK-55495-A (1) MG-5490-A spacer (4) KC-55490-A insulator (1) 33879-S8 nut (4) 371216-S2 washer (1) 372431-S bolt	2	All	59
5486 BRACKET (STABILIZER TO FRAME)				
8M 5486		(a) 2	All	56
MG 5486-A		2	All	57
B9MM 5486-A		(b) 2	All	59
24388-S8	Bolt-hex. hd. -3/9"-16 x 1"-stabilizer to frame	4	a	
357629-S7	Lockwasher-3/8"-stabilizer to frame	4	a	
370767-S2	Screw-hex. washer hd. -5/16"-18 x 1"-attach bracket to frame	2	b	
5490 SPACER (STABILIZER BAR)				
MB 5490-A	3-3/8" long - also serviced in 5A484 kit	2	All	56
MG 5490-A	3-5/16" long	1	All	57/59
KC 5490-A	NS-1-3/32" long - cut from MG-5490-A	2	All	59

Springs

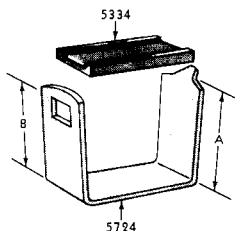
GROUP AND PART NUMBER	DESCRIPTION, SIZE, ETC.	NO. REQ'D	MODEL OR ENGINE CUBIC INCH DISPLACEMENT	YEAR 19__
5-5490 INSULATOR (STABILIZER BAR TO LOWER SUSPENSION ARM LINK BOLT)				
MG 55490-B		4	All	57
KC 55490-A	Also serviced in 5A484 kit	(a) 8	All	59
371216-S	Washer-cup-use as insulator retainer	8	a	
5-5491 CLAMP (STABILIZER BAR TO SUSPENSION LOWER ARM) INNER				
B7A 5499-A	⊕AJ-55491-A	2	All	57
MK 55491-B		2	All	58
5493 INSULATOR (STABILIZER BAR TO SUSPENSION ARM)				
MC 5484-A		2	All	56
MG 5484-B	Use with 312 C. I. D. engine	2	All	57
MJ 5484-A	Use with 368 C. I. D. engine	2	All	57
MK 5493-A		4	All	58
B7A 5493-B	Lower - ⊕AJ-5493-D	4	58C, 64B	58
5494 BAR (FRONT STABILIZER)				
B9M 5494-A		(a) 1	All	59
33879-S8	Nut-hex. -5/16"-24-attach bar to lower arm	2	a	
371216-S	Washer-cup-use as insulator retainer	8	a	
372431-S	Bolt-hex. hd. -shoulder-5/16"-24 x 5-13/32" long	2	a	
5560 SPRING (REAR)				
MC 5560-F	☆ Heavy duty with A/cond. on all except 76 ☆ Standard on 76 models	2	All☆ except 79	56
MC 5560-G		2	All except 76, 79	56
MC 5560-J		2	79	56
MC 5560-K	Heavy duty	2	All except 76, 79	56
MC 5560-L		2	76	56
MG 5560-Y	(5) leaf - standard with cushion air ride	2	57, 58, 63, 64, 65, 75	57
ED-MG 5560-Z	(6) leaf - heavy duty - use with cushion air ride	2	All except 56, 77	57
MG 5560-H	(6) leaf ☆ 1957 - all 76 models - also use for export ☆ 1958 - use on 76A, B models only	2	76☆	57/58
MG 5560-M	(7) leaf - heavy duty - also use for export ☆ 1957 - all 76 models ☆ 1958 - use on 76A, B models only	2	76☆	57/58
MG 5560-S	(6) leaf - heavy duty - use with standard suspension as follows - also use for export ☆ 1957 - use on models 57, 58, 63, 64 ☆ 1958 - all except 56, 57C, 63C, 76, 77	2	All☆	57/58
MG 5560-V	(5) leaf - standard with standard suspension ☆ 1957 - use with 312 C. I. D. engine on models 57, 58, 63, 64 ☆ 1958 - use with 312 and 383 C. I. D. engine and auto. trans. on models 57A, B, 58, 63A, B, 64, 65, 75	2	All☆	57/58
MG 5560-AB	(7) leaf - standard with cushion air ride	2	56, 77	57/58
MG 5560-AA	(7) leaf - heavy duty - use with cushion air ride	2	56, 77	57/58
MH 5560-E	(7) leaf - heavy duty - use with cushion air ride	2	57C, 63C	58
MH 5560-F	(7) leaf - heavy duty - standard suspension	2	57C, 63C, 76C	58
MH 5560-G	(5) leaf - standard with cushion air ride	2	57C, 63C	58
MH 5560-H	(5) leaf - standard with standard suspension	2	57C, 63C, 76C	58
MK 5560-B	(6) leaf - standard with standard suspension	2	57A, B, 58A, B, 63A, B, 64A, 65	58
PB8M 5560-A	Use for export only - ⊕I-502913	2	57C, 63C, 76C	58
B9M 5560-B	(5) leaf - standard	2	57C, 63C, 76C	59
COMM 5560-C	(6) leaf - heavy duty - also use for export	2	All except 56, 77	59
COMM 5560-F	(6) leaf - standard	2	57A, B, 58, 63A, B, 64, 76A	59
COMM 5560-G	(7) leaf - standard	2	56, 77	59
B9MM 5560-D	(7) leaf - heavy duty	2	56, 77	59

Springs

GROUP AND PART NUMBER	DESCRIPTION. SIZE. ETC.	NO. REQ'D	MODEL OR ENGINE CUBIC INCH DISPLACEMENT	YEAR 19__
5604 KIT (SPRING REPAIR) REAR				
57MK 5604-B	Use to strengthen rear springs ☆ 1957 - use on 57, 58, 63, 64 with 312 C. I. D. engine ☆ 1958 - use on all except 57C, 63C, 76C with (5) leaf spring Consists of the following - (8) OM-5334 liner (2) MG-5604-A leaf (2) MG-5618-C liner (4) 1M-5724-A clamp (4) 8A-5724-D clamp (8) 33795-S7 nut (8) 34805-S8 washer (2) 350240-S bolt (8) 353917-S bolt (2) 359148-S2 nut	1	All☆	57/58
5624 LINER (REAR SPRING LEAF)				
PB9M 5624-A	⊕4847310	AR	All	59
5626-7 BAR (REAR SPRING SHACKLE)				
1A 5627-A		2	All	56
MG 5626-B	Inner - use with standard suspension - also serviced in 5630 kit	2	All	57/58
MG 5626-D	Inner - use with cushion air ride - also serviced in 5630 kit	2	All	57/58
PB9M 5626-A	NS-inner - serviced in 5630 kit only - ⊕4847236	2	All	59
5630 KIT (SPRING REAR SHACKLE & FRONT BOLT)				
MCK 5630-C	Consists of the following - (1) 1A-5627-A bar (1) AB-5713-B shackle (6) 8A-5719 bushing (1) MA-5780-A stud (3) 33800-S8 nut (3) 357629-S7 lockwasher	2	All	56
MHK 5630-B	Use with standard springs - Consists of the following - (1) MG-5626-B bar (2) 8A-5719 bushing (1) MG-5776-D or E shackle (2) MG-55782-A bushing (2) 33800-S nut (1) 34671-S nut (2) 34782-S lockwasher (1) 34783-S lockwasher (1) 359855-S stud	2	All	57/58
MHK 5630-C	Use with cushion air ride - Consists of the following - (1) MG-5626-D bar (2) 8A-5719 bushing (1) MG-5776-H or J shackle assy. (2) MG-55782-A bushing (2) 33800-S nut (1) 34671-S nut (2) 34782-S lockwasher (1) 34783-S lockwasher (1) 359855-S stud	2	All	57/58
CONTINUED ON NEXT PAGE				

Springs

GROUP AND PART NUMBER	DESCRIPTION, SIZE, ETC.	NO. REQ'D	MODEL OR ENGINE CUBIC INCH DISPLACEMENT	YEAR 19__
5630 KIT (SPRING REAR SHACKLE & FRONT BOLT) CONTINUED				
59MK 5630-C	Consists of the following - (1) PB9M-5626-A bar (2) PB9M-5719-B bushing (1) PB9M-5776-A shackle (1) PB9M-5780-B stud and washer (2) PB9M-5781-B bushing (2) PB9M-55782-A bushing (2) 33799-S8 nut (1) 33845-S8 nut (2) 34782-S7 washer (1) 34784-S7 washer	2	All	59
5705 "U" BOLT (REAR SPRING)				
MA 5705-F	1/2"-20 x 8-13/64"	(a) 4	All	56
MG 5705-C		(b) 4	All	57/59
33846-S8	Nut-hex. hd. -1/2"-20	8	a	
34784-S8	Washer-spring lock-1/2"-attach rear spring to axle	8	b	
357626-S7	Lockwasher-special-1/2"	8	a	
370491-S8	Nut-hex. -1/2"-20-attach rear spring to axle	8	b	
5708 PLATE (REAR SPRING CENTER BOLT)				
8M 5708		2	All	56/58
5-5712 BUMPER ASSEMBLY (REAR SPRING)				
MC 55712-B		2	All	56
5713 SHACKLE (REAR SPRING)				
AB 5713-B	NS-serviced in 5630 kit only	(a) 2	All	56
33800-S8	Nut-hex. hd. -3/8"-24-stud & washer to spring	2	a	
357629-S7	Lockwasher-3/8"-stud & washer to spring	2	a	
5719 BUSHING (REAR SPRING)				
8A 5719	Also serviced in 5630 kit	4	All	56/58
PB9M 5719-B	Also serviced in 5630 kit - @4847670	4	All	59
5724 CLAMP (REAR SPRING)				
	A	B		
8A 5724-C			4	All
OM 5724-E			2	79
B9MM 5724-A	2-5/32"	1-25/32"	AR	All
B9MM 5724-B	2-7/32"	1-27/32" - also serviced in 5834 kit	AR	All
B9MM 5724-C	2-17/32"	2-5/32"	AR	All
B9MM 5724-D	2-19/32"	2-7/32" - also serviced in 5834 kit	AR	All



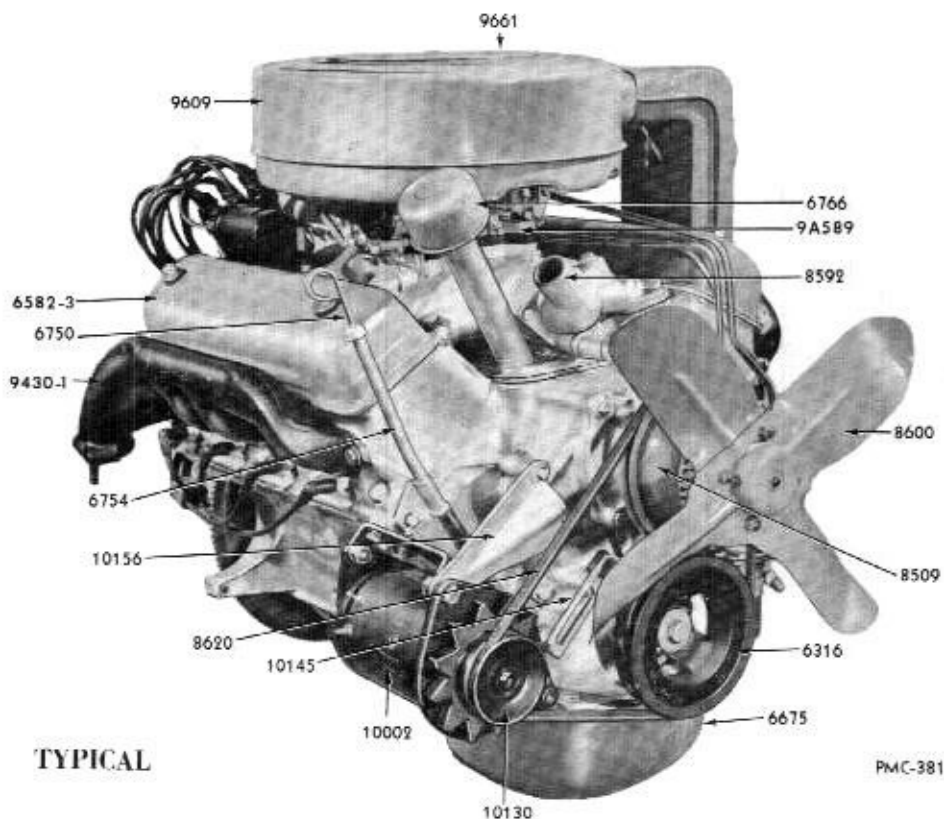
PMC-798

Springs

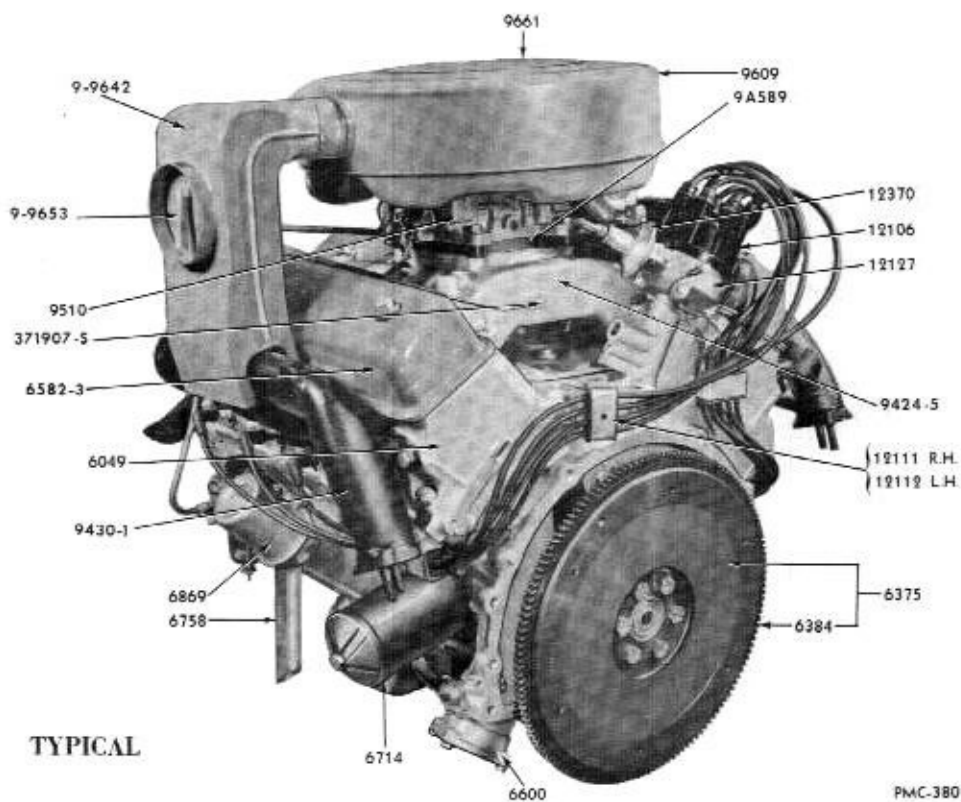
GROUP AND PART NUMBER	DESCRIPTION, SIZE, ETC.	NO. REQ'D	MODEL OR ENGINE CUBIC INCH DISPLACEMENT	YEAR 19__
5-5728 SEAL (REAR SPRING RETAINER)				
MG 55728-A	Use with cushion air ride	2	All	57
5746 RETAINER (REAR SPRING FRONT INSULATOR) INNER				
MG 5746-B	R. H. - use with cushion air ride	1	All	57
MG 5773-C	L. H. - use with cushion air ride	1	All	57
5747 RETAINER (REAR SPRING FRONT INSULATOR) OUTER				
MG 5764-C	R. H. - use with cushion air ride	1	All	57/58
MG 5747-B	L. H. - use with cushion air ride	1	All	57/58
5763 RETAINER (REAR SPRING FRONT HANGER)				
MG 5763-B	Inner - use with cushion air ride	2	All	57
MK 5763-A	Inner - use with cushion air ride - use as heavy duty on all except 57C, 63C	2	All	58
5-5764 INSULATOR (REAR SPRING FRONT)				
MG 55764-B	Use with cushion air ride	4	All	57
MK 55764-A	Use with cushion air ride	4	All	58
5770 BRACKET (REAR SPRING) FRONT				
	See basic part number 5775			
5771 BRACKET (REAR SPRING BUMPER)				
B7MY 5771-A	R. H. - ⊕MG-55714-C	1	56, 77	57/58
B7MY 5995-A	L. H. - ⊕MG-55788-C	1	56, 77	57/58
B9MY 5771-A	R. H. - ⊕B9M-55714-A	1	All except 76	59
B9MY 5995-A	L. H. - ⊕B9M-55788-A	1	All except 76	59
5-5772-3 CUP (REAR SPRING FRONT INSULATOR)				
MG 55772-B	R. H. - use with cushion air ride	2	All	57
MG 55773-B	L. H. - use with cushion air ride	2	All	57
MK 55772-A	R. H. - with cushion air ride	2	All except 76	58
MK 55773-A	L. H. - with cushion air ride	2	All except 76	58
5775 BRACKET (REAR SPRING) FRONT				
MA 5770-A	R. H.	1	All	56
MA 5775-A	L. H.	1	All	56
MG 5770-C	R. H. - use with standard suspension - ☆ 1957 - use on 57, 58, 63, 64 models ☆ 1958 - all except 58C, 64B, 76	1	All☆	57/58
MG 5775-C	L. H. - use with standard suspension - ☆ 1957 - use on 57, 58, 63, 64 models ☆ 1958 - all except 58C, 64B, 76	1	All☆	57/58
B7MY 5775-A	⊕MG-5785-B	2	76	57/58
PB9M 5770-B	⊕4848257	2	All	59
5776 SHACKLE (REAR SPRING)				
MG 5776-D	NS-use with standard springs only - serviced in 5630 kit only	2	All	57/58
MG 5776-H	NS-use with cushion air ride springs only - serviced in 5630 kit only shackle to frame	2	All	57/58
PB9M 5776-A	NS-serviced in 5630 kit only - ⊕4847243 (a)	2	All	59
33799-S7	Nut-hex. -3/8"-16-attach spring to shackle and shackle to frame	4	a	
34782-S7	Lockwasher-3/8"-attach spring to shackle and	4	a	

Springs

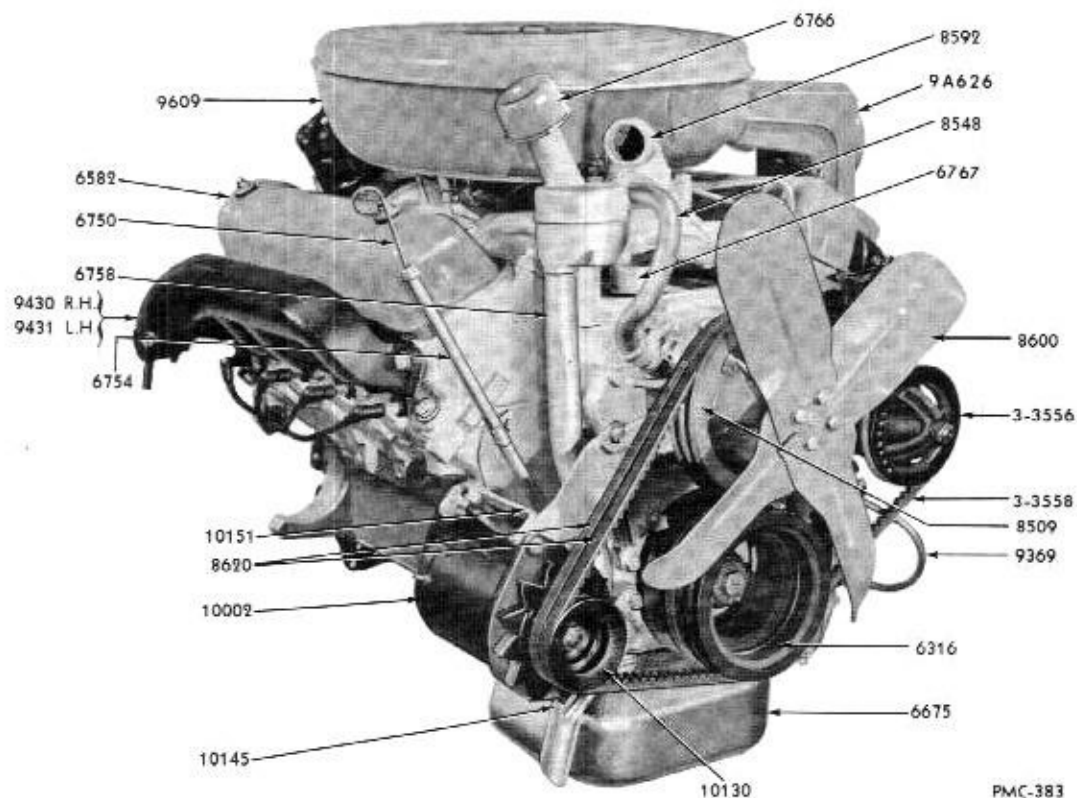
GROUP AND PART NUMBER	DESCRIPTION, SIZE, ETC.	NO. REQ'D	MODEL OR ENGINE CUBIC INCH DISPLACEMENT	YEAR 19__
5780 STUD & WASHER (REAR SPRING FRONT HANGER)				
MA 5780-A	NS-serviced in 5630 kit only	1	All	56
PB9M 5780-B	NS-serviced in 5630 kit only - Ⓢ4848275 (a)	2	All	59
33845-S	Nut-hex. - 1/2"-13-attach stud and washer to rear spring front hanger	2	a	
34784-S7	Lockwasher-spring-1/2"-attach stud and washer to rear spring front hanger	2	a	
5781 BUSHING (REAR SPRING)				
MG 5781-A	Use with standard spring	2	All	57/58
PB9M 5781-B	Also serviced in 5630 kit - Ⓢ4848272	2	All	59
5-5782 BUSHING (REAR SPRING SHACKLE) UPPER				
MG 55782-A	Also serviced in 5630 kit	2	All	57/58
PB9M 55782-A	Also serviced in 5630 kit - Ⓢ4847235	4	All	59
5783 BUMPER (REAR AXLE)				
	See basic part number 4730			
5-5795 BUSHING (REAR SUSPENSION SHACKLE)				
MG 55795-B		2	All	57/58
5798-9 PLATE (REAR SPRING "U" BOLT)				
LA 5798-B		2	All except 79	56
MC 5798-B	R. H.	1	79	56
MC 5799-B	L. H.	1	79	56
MG 5798-C	R. H.	1	All except 56, 57C, 63C, 76C, 77	57/58
MG 5799-B	L. H.	1	All except 56, 57C, 63C, 76C, 77	57/58
MG 5798-E	R. H.	1	56, 77	57/58
MG 5799-D	L. H.	1	56, 77	57/58
MH 5798-A	R. H.	1	57C, 63C, 76C	58
MH 5799-A	L. H.	1	57C, 63C, 76C	58
PB9M 5799-B	R. H. and L. H. - Ⓢ4847649	2	All	59
5834 KIT (REAR SPRING LINER)				
B9MY 5834-B	Consists of the following - (4) PB9M-5334-A liner (16) COMM-5624-A liner (2) B9MM-5724-B clamp (2) B9MM-5724-D clamp	1	All	59
5847 BUMPER (REAR SPRING)				
B6LY 5847-A	Rubber - ⓈLD-55786-C (a)	2	All	56
B7MY 5847-A	Rubber - ⓈMG-55786-B	2	All except 57C, 63C, 64B, 76C	57/58
B8MY 5847-A	ⓈMH-55786-B	2	57C, 63C, 76C	58
B9MY 5847-A	ⓈB9M-55786-A	2	All	59
40156-S	Screw-hex. hd. -5/16"-18 x 5/8"-bumper to frame	12	a	
5975-6 HANGER ASSEMBLY (REAR SPRING FRONT) OUTER				
B7MY 5975-A	R. H. - use with cushion air ride - ⓈMG-55766-B	1	All except 76	57
B7MY 5976-A	L. H. - use with cushion air ride - ⓈMG-55767-B	1	All except 76	57
B8MY 5975-A	R. H. - use with cushion air ride - ⓈMK-55766-A	1	All	58
B8MY 5976-A	L. H. - use with cushion air ride - ⓈMK-55767-A	1	All	58
5995 BRACKET (REAR SPRING BUMPER)				
	See basic part number 5771			



ENGINE - LESS EXTENSION - 312 C.I.D.




ENGINE - LESS EXTENSION - 312 C.I.D.



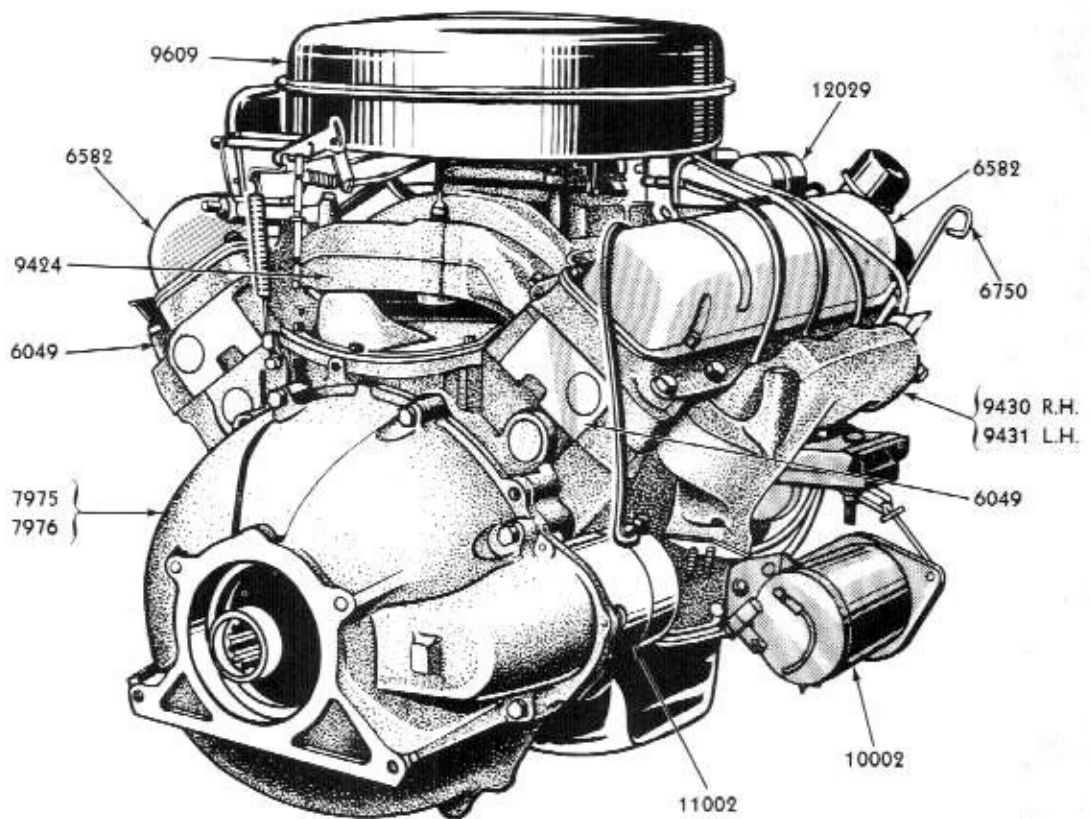
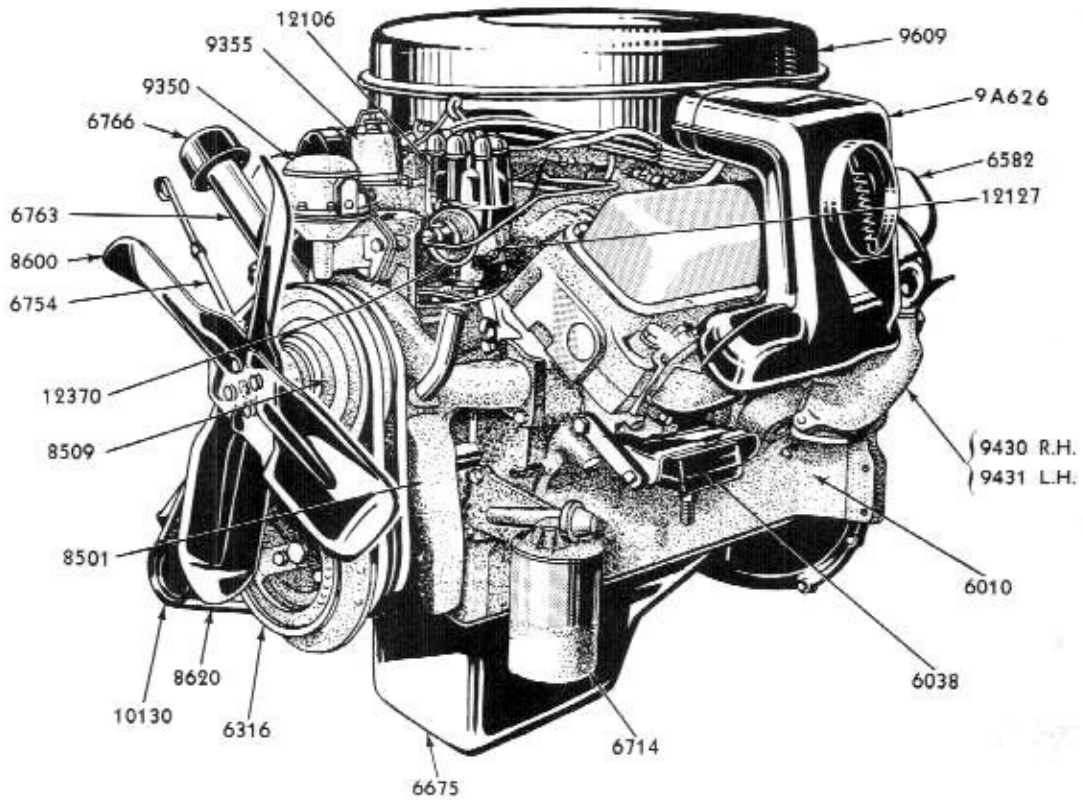
PMC-383

ENGINE - LESS EXTENSION - 368 C.I.D.



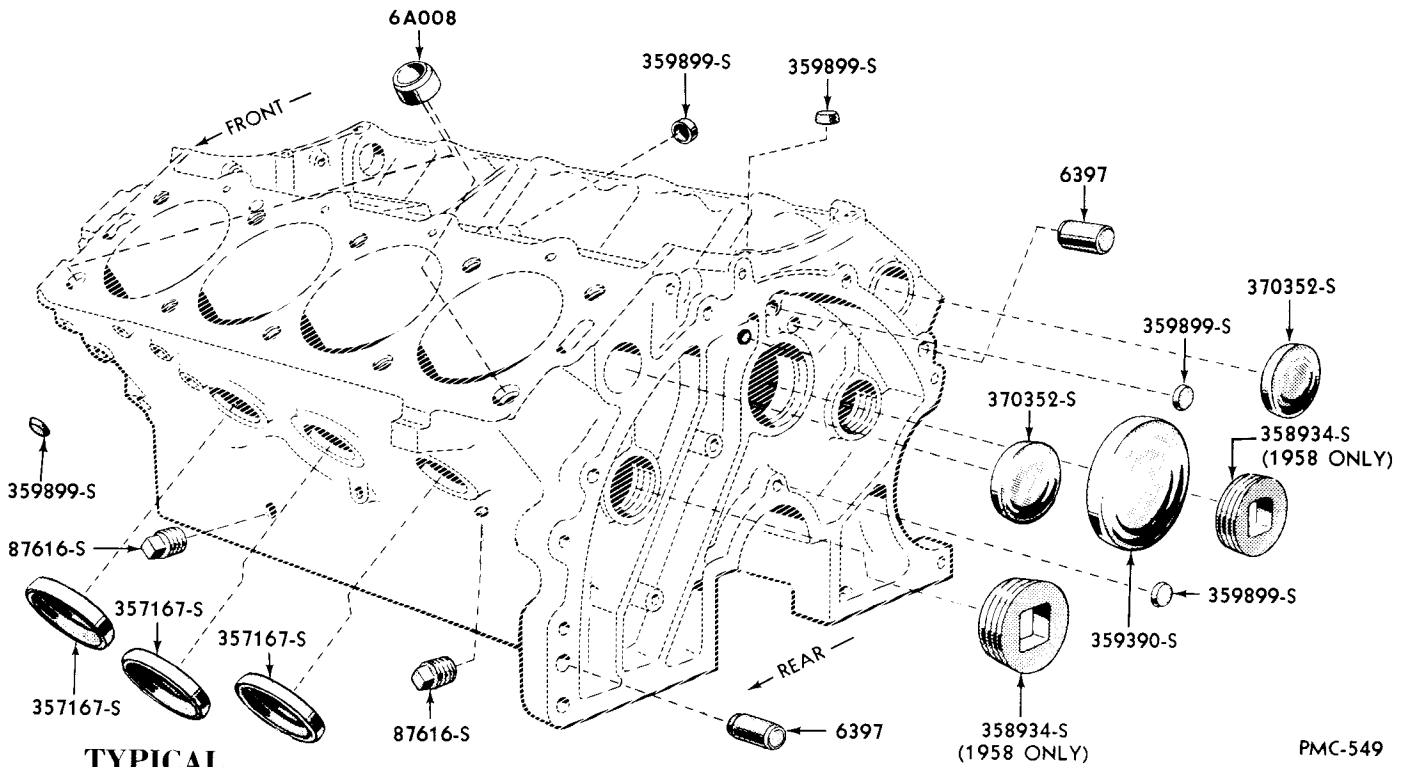
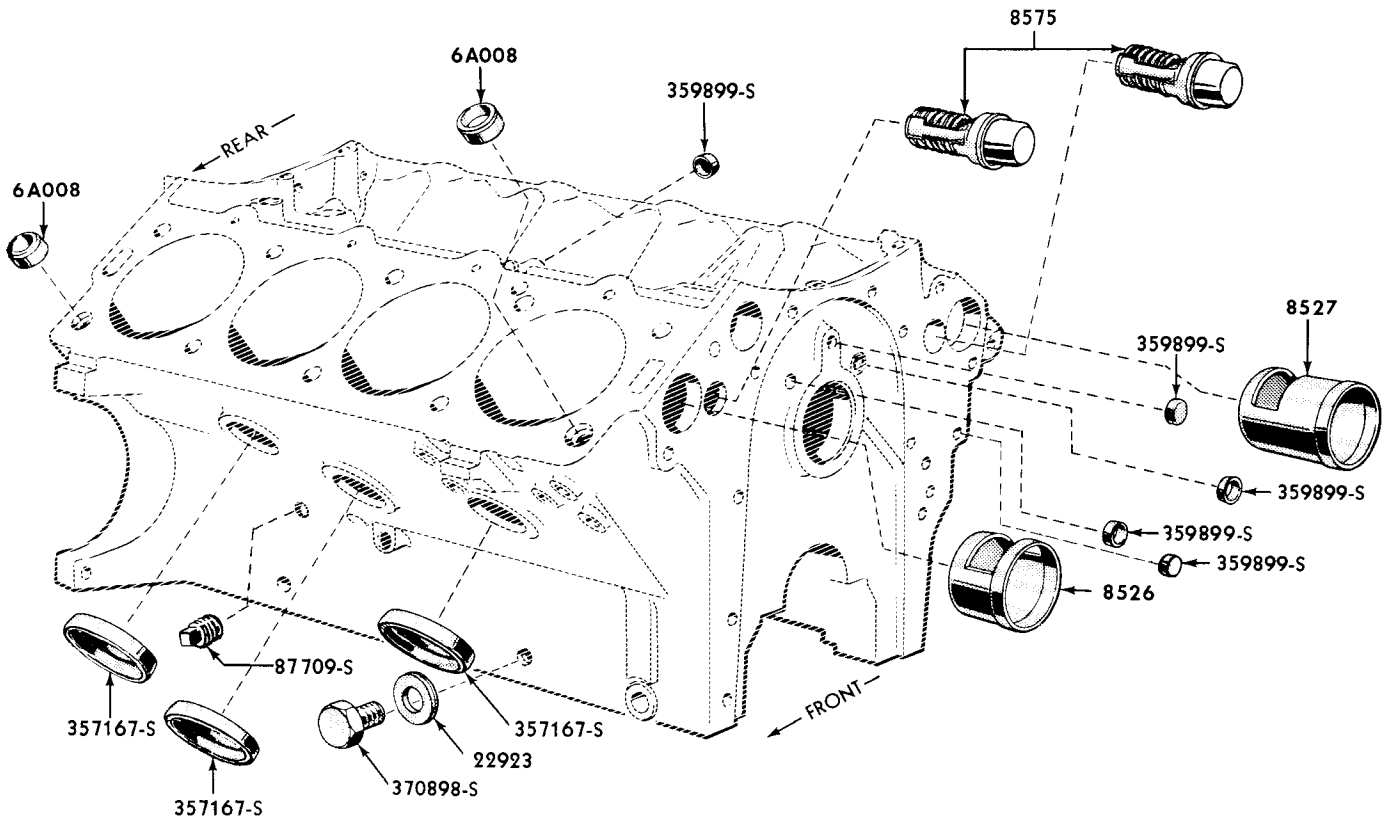
PMC-382

ENGINE - LESS EXTENSION - 368 C.I.D.



PMC-456

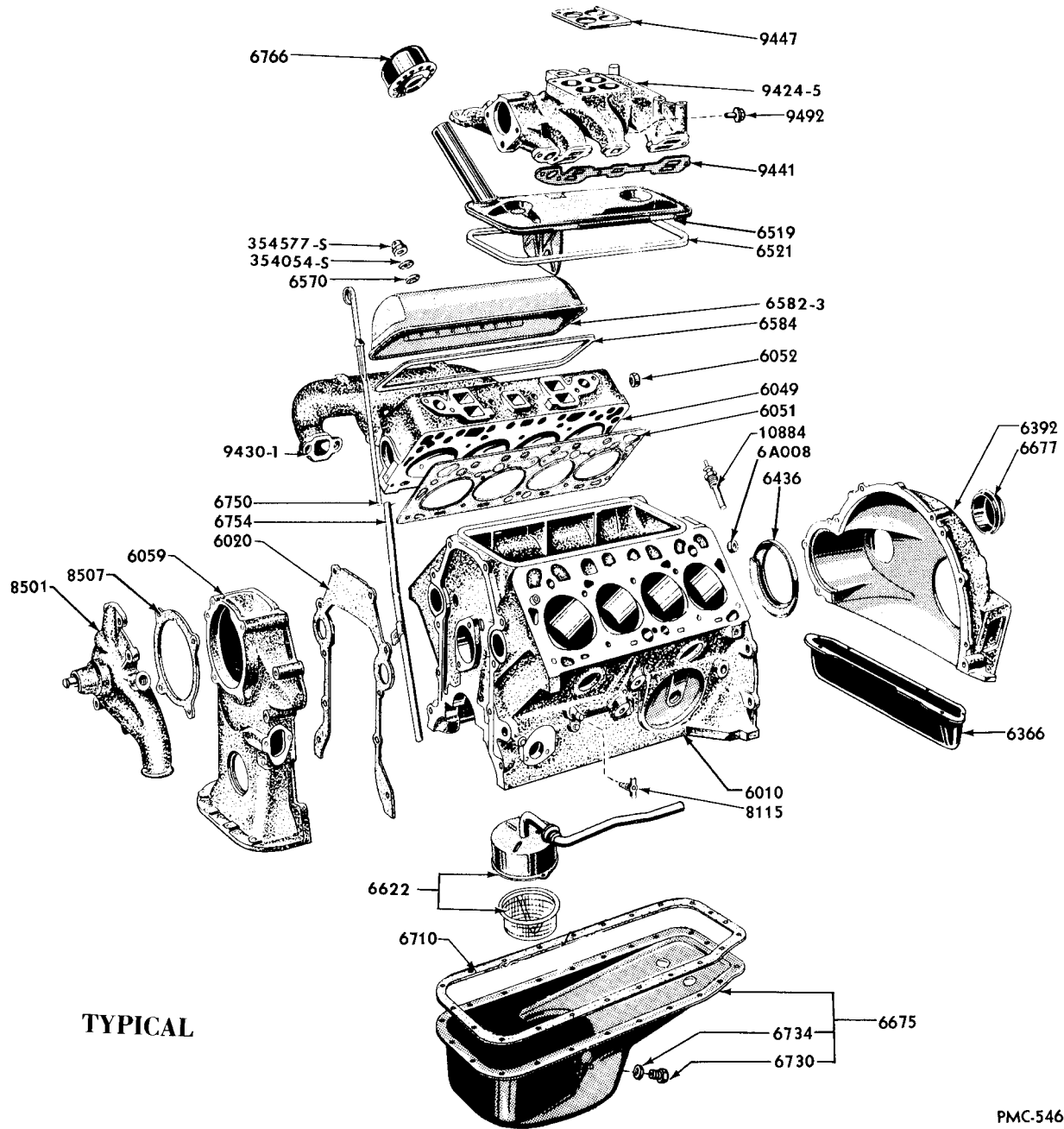
ENGINE - LESS EXTENSION - 383 - 430 C.I.D. - TYPICAL



TYPICAL

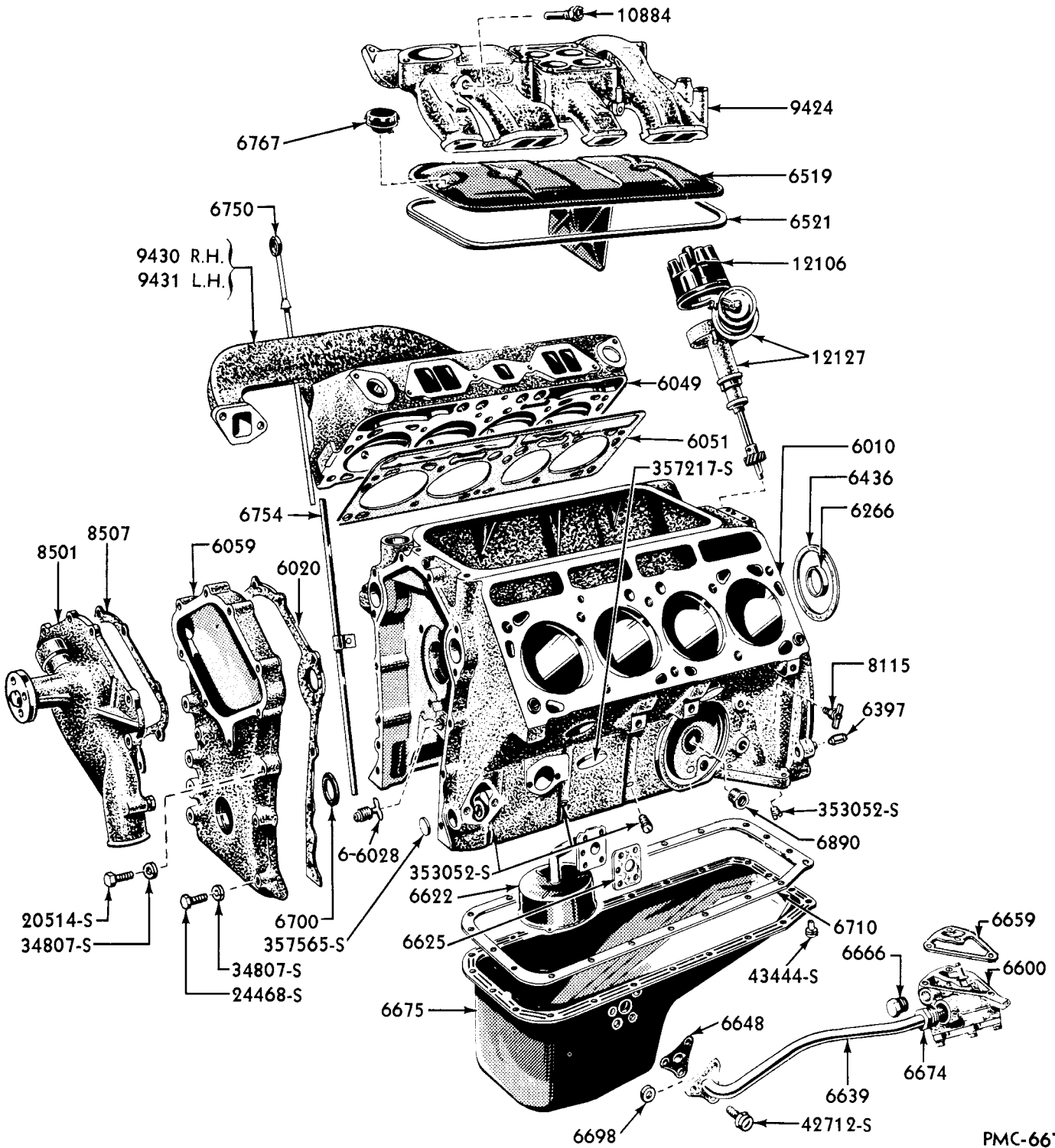
CYLINDER BLOCK DIVERTERS, PLUGS -383 & 430 C.I.D.

PMC-549



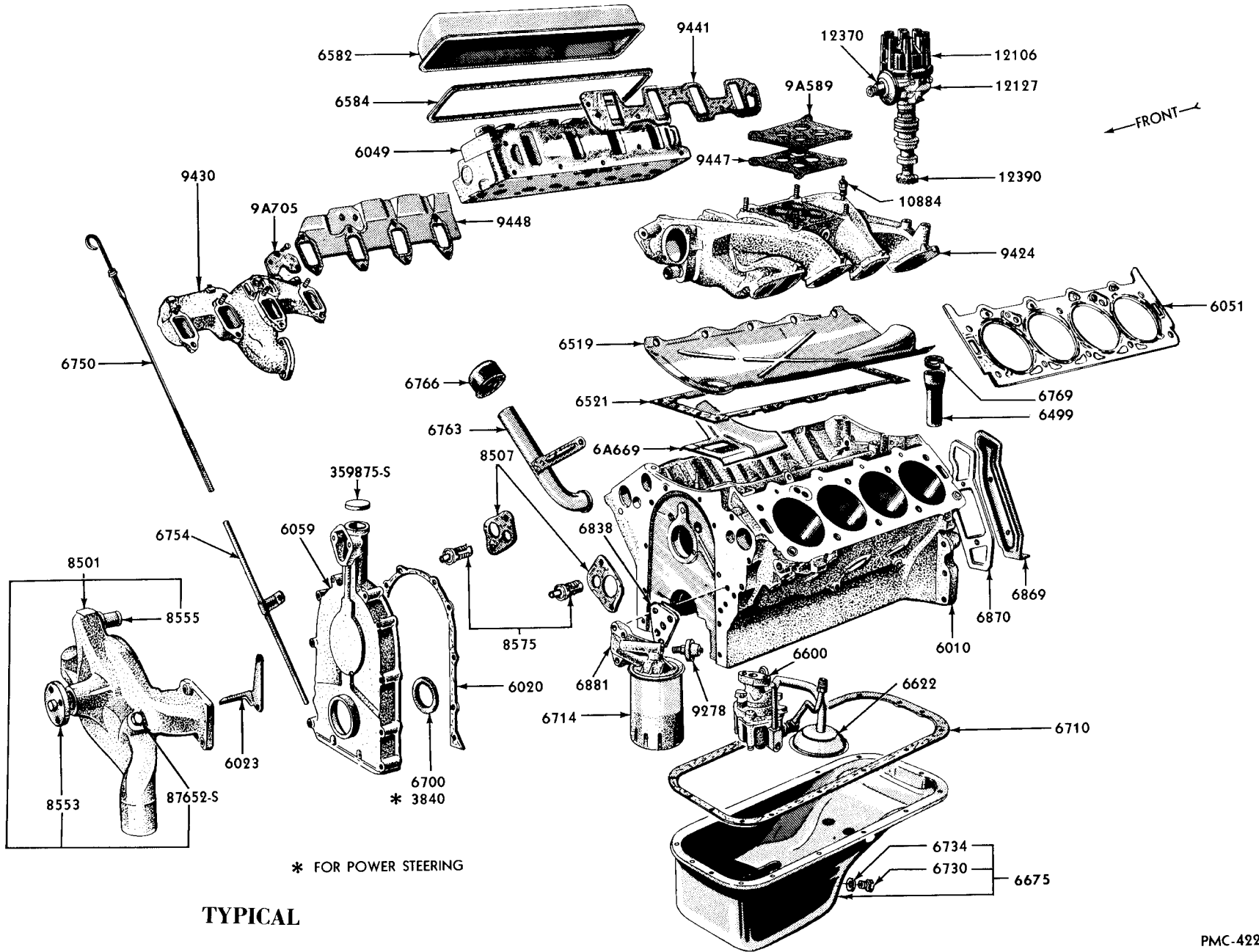
TYPICAL

CYLINDER BLOCK -312 C.I.D.



CYLINDER BLOCK -368 C.I.D.

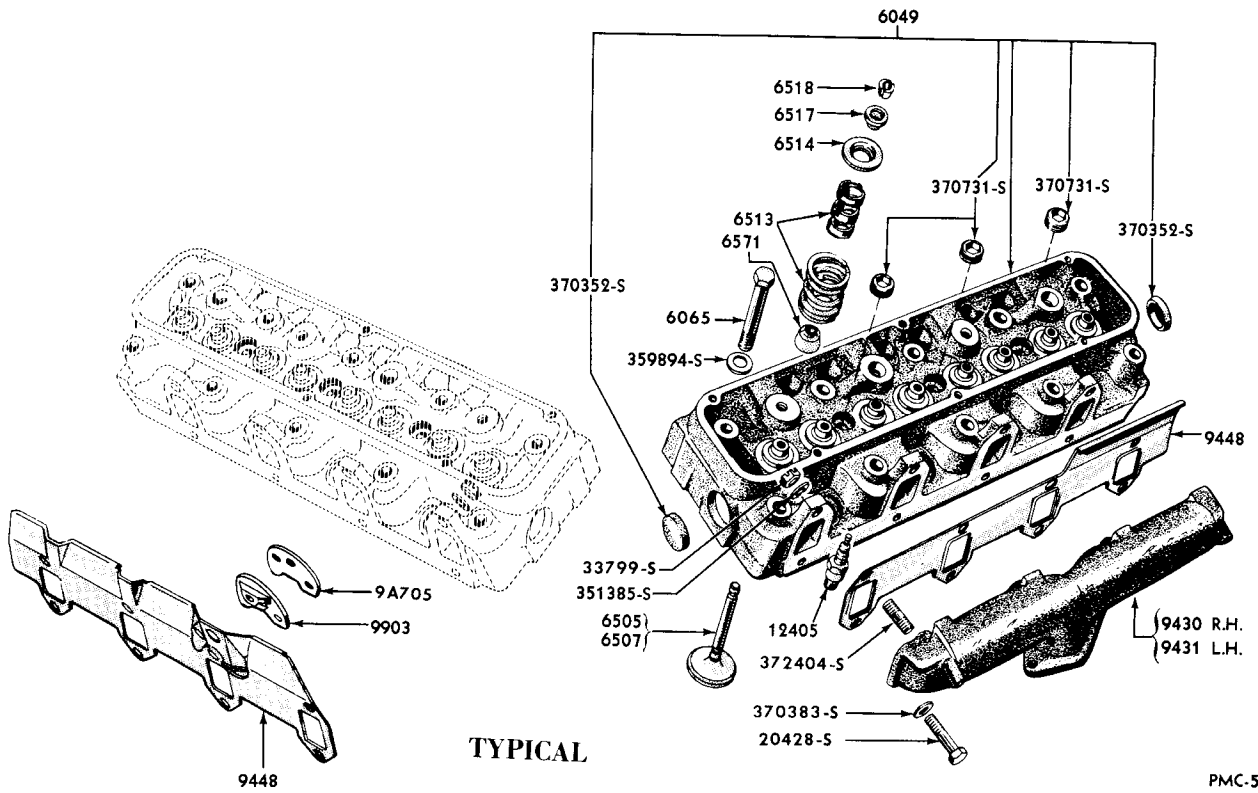
PMC-667



* FOR POWER STEERING

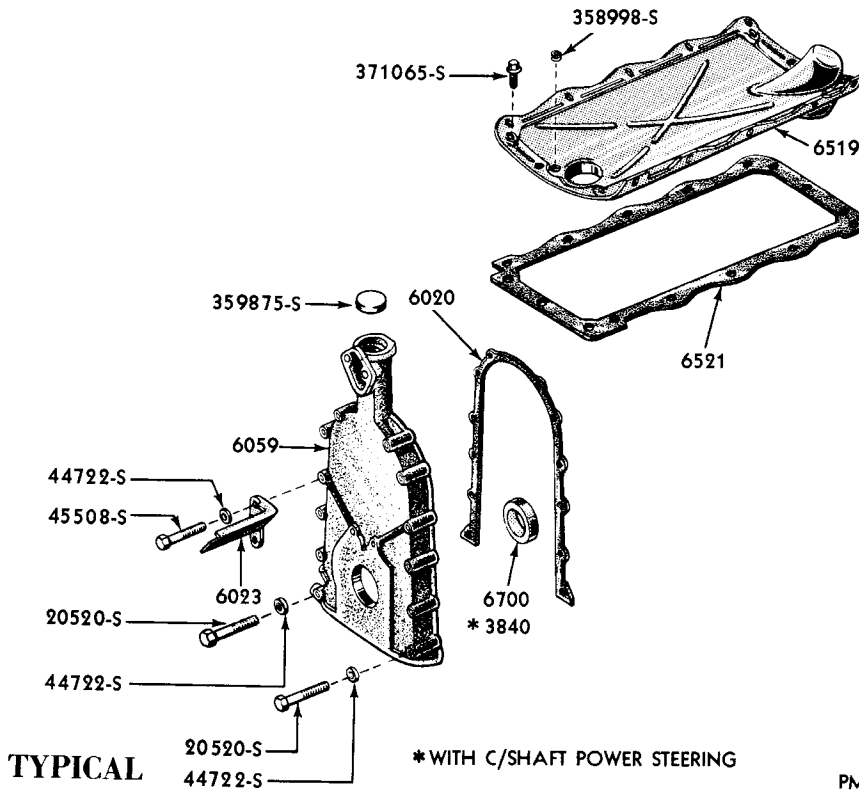
TYPICAL

CYLINDER BLOCK 383 & 430 C.I.D.



PMC-543

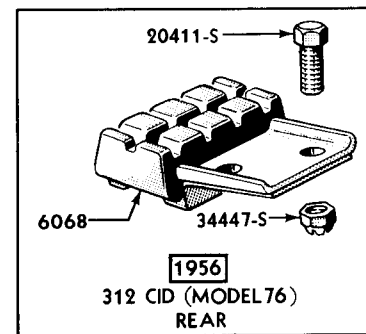
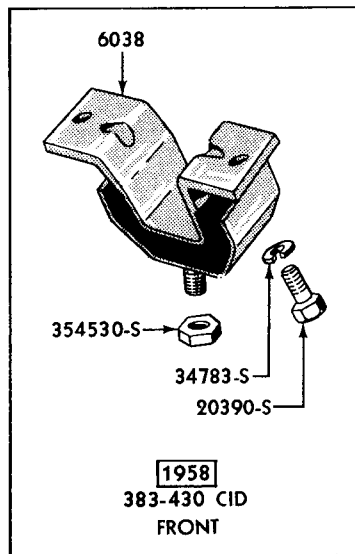
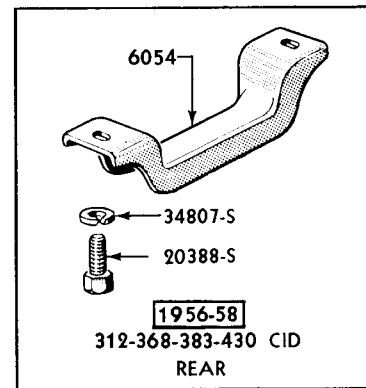
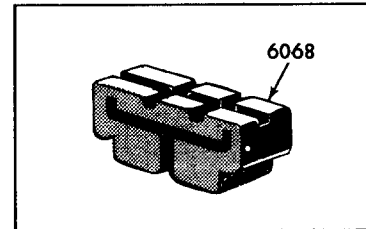
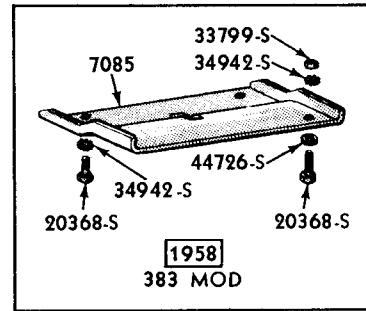
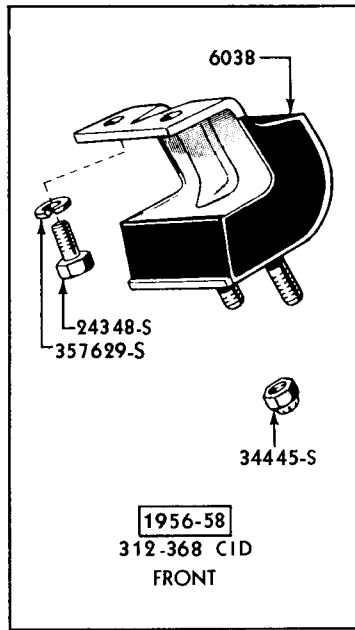
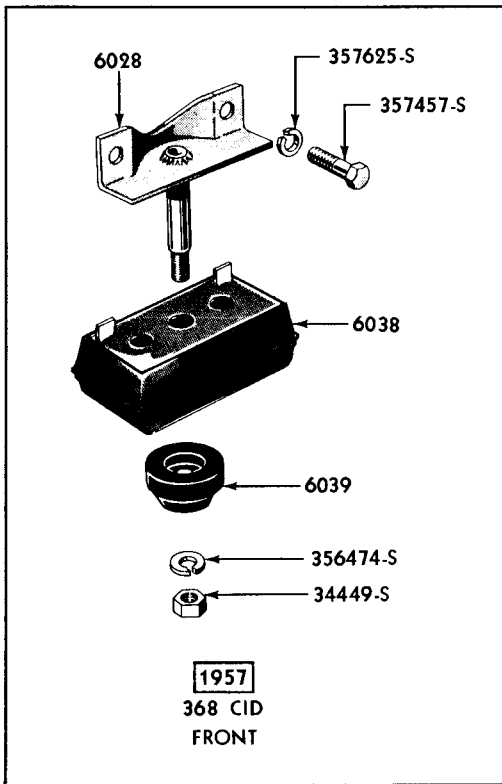
CYLINDER HEAD, VALVES and EXHAUST MANIFOLD



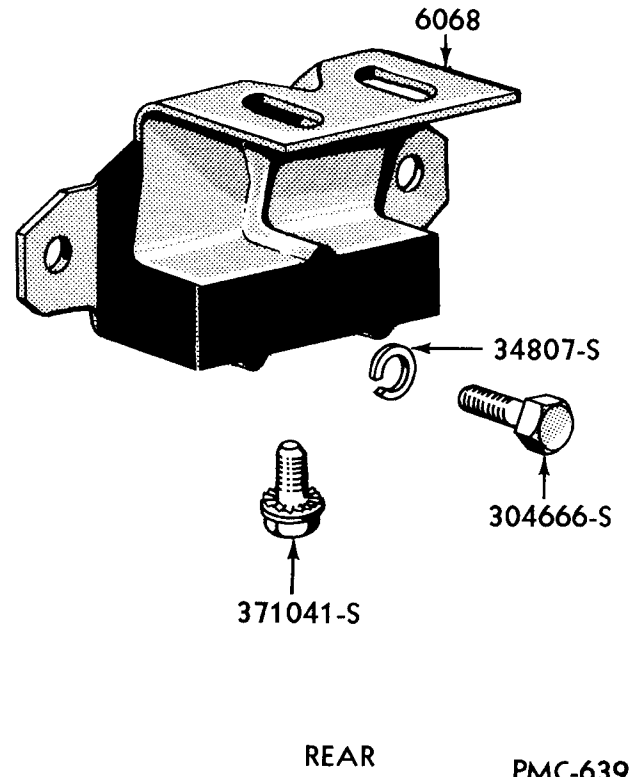
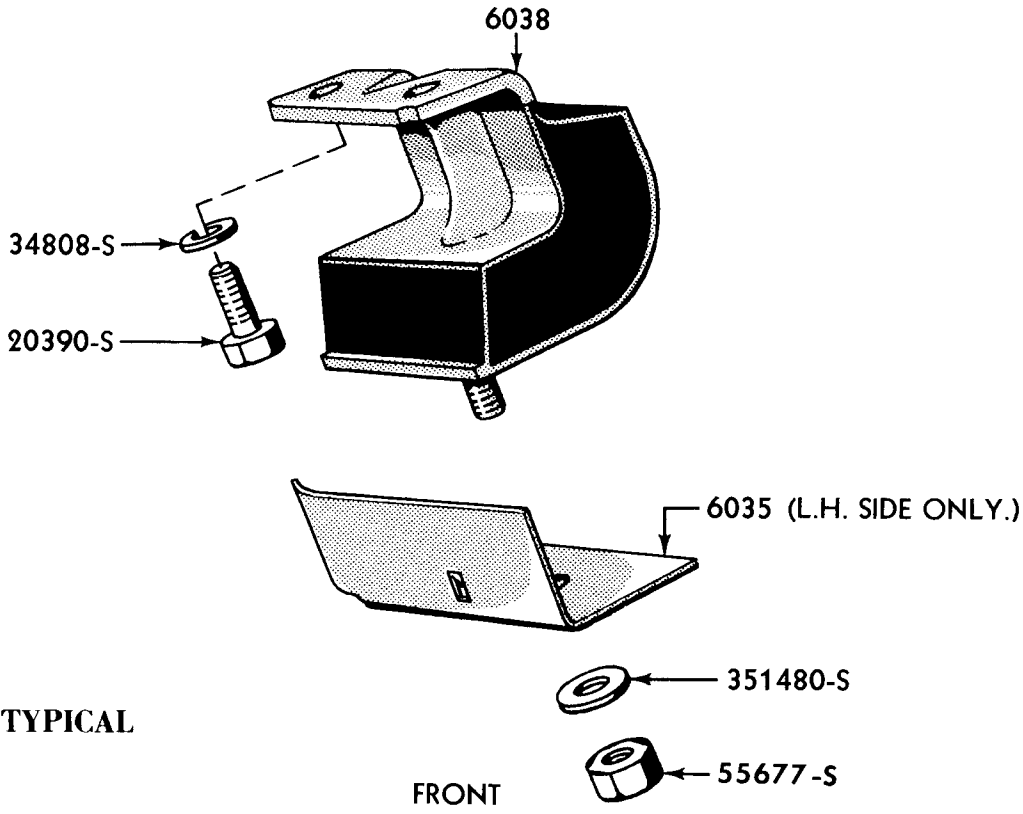
* WITH C/SHAFT POWER STEERING

PMC-398

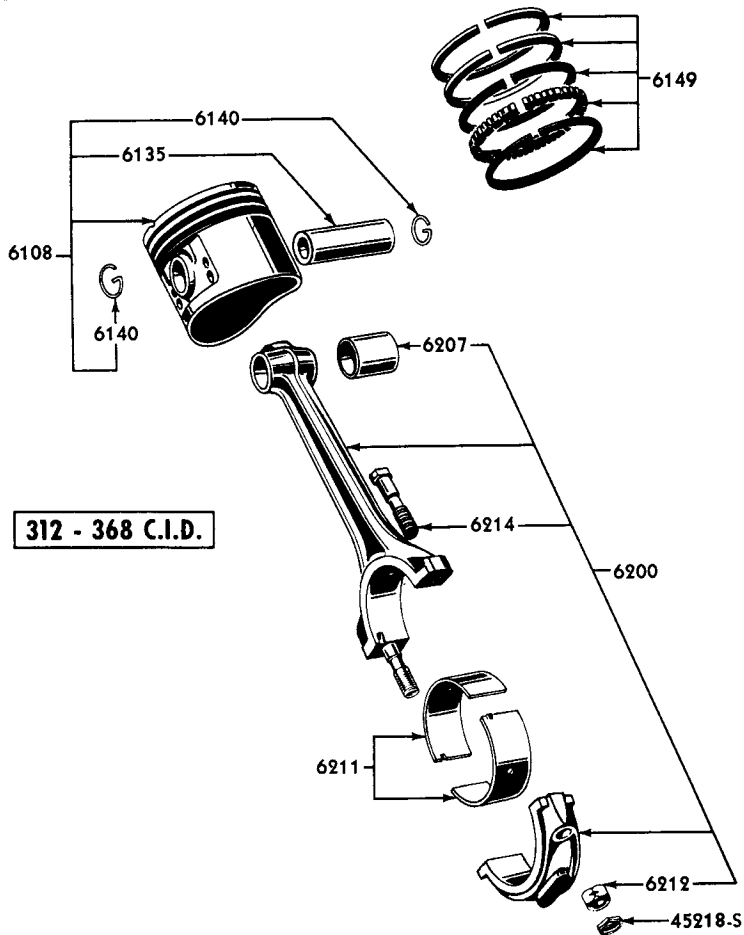
CYLINDER FRONT END and PUSH ROD COVER



ENGINE FRONT and REAR SUPPORT

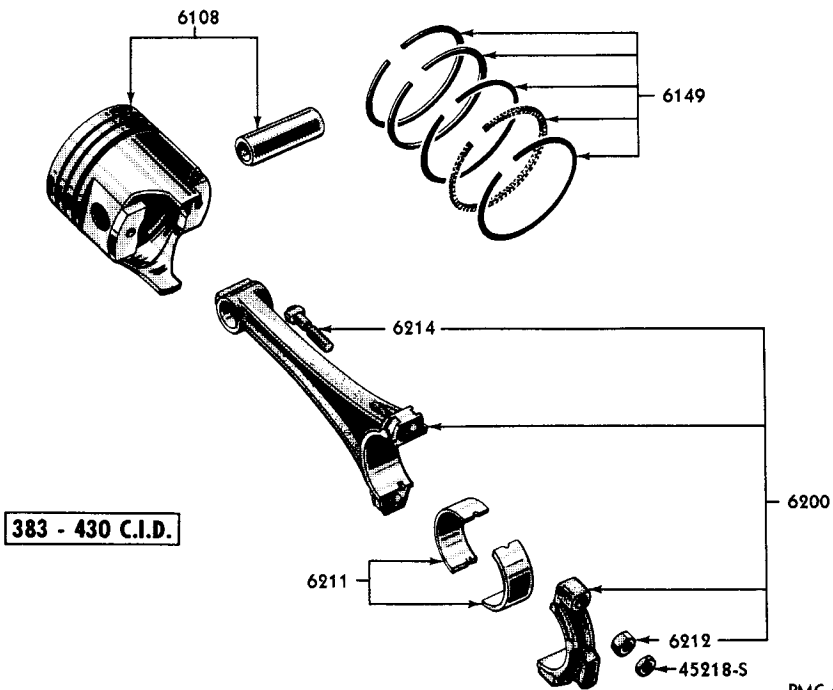


ENGINE FRONT & REAR SUPPORTS



312 - 368 C.I.D.

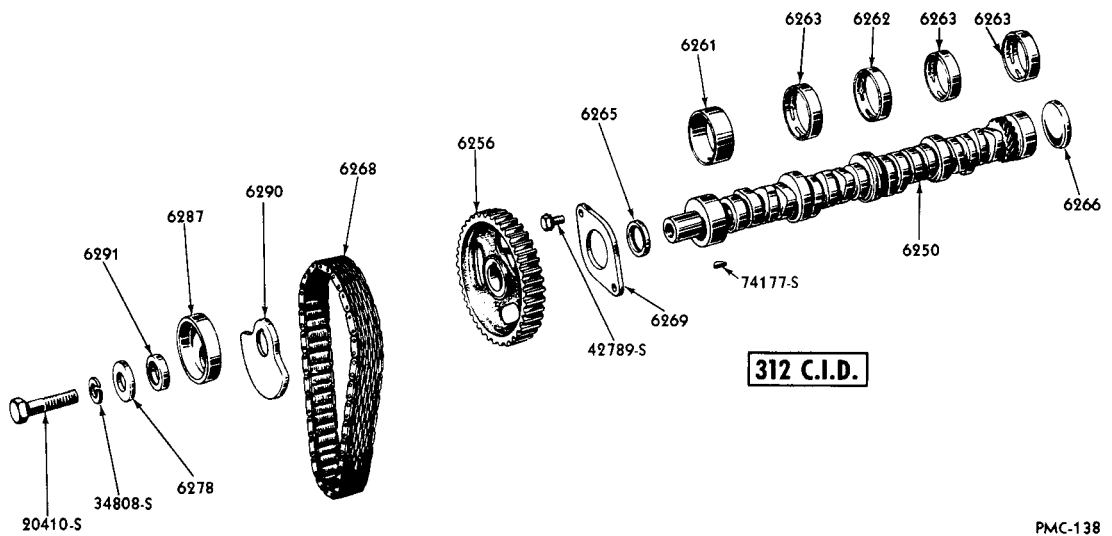
PMC-208

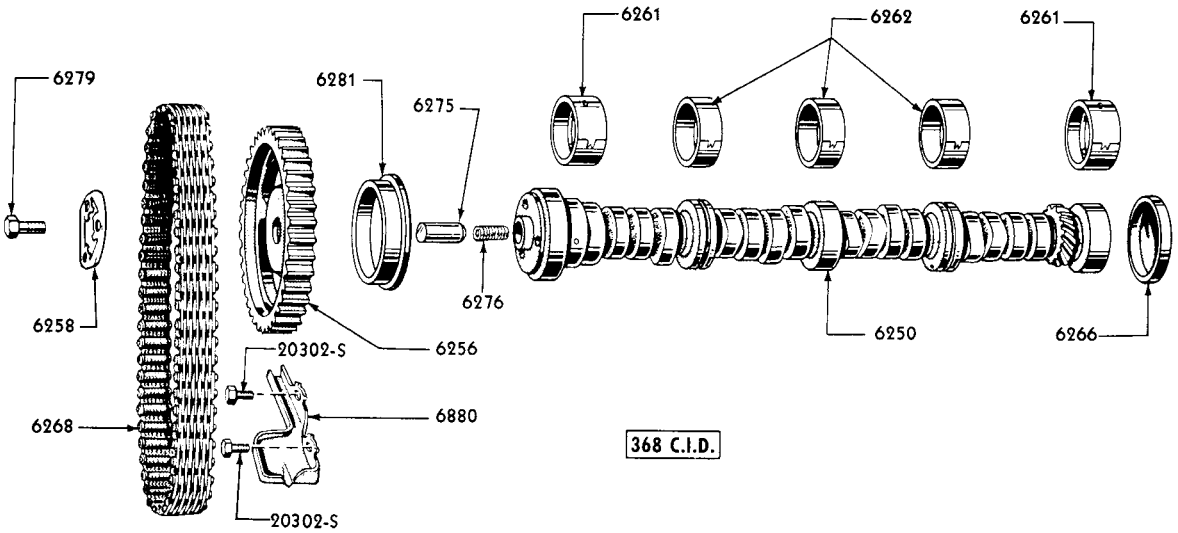


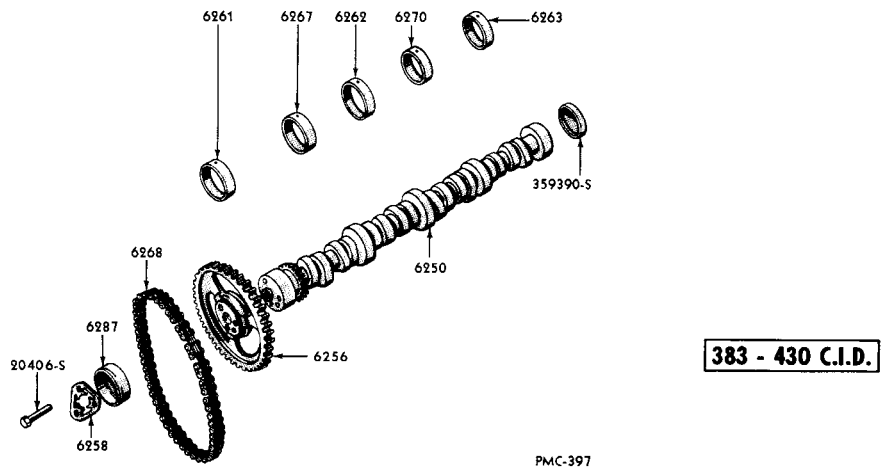
383 - 430 C.I.D.

PMC-411

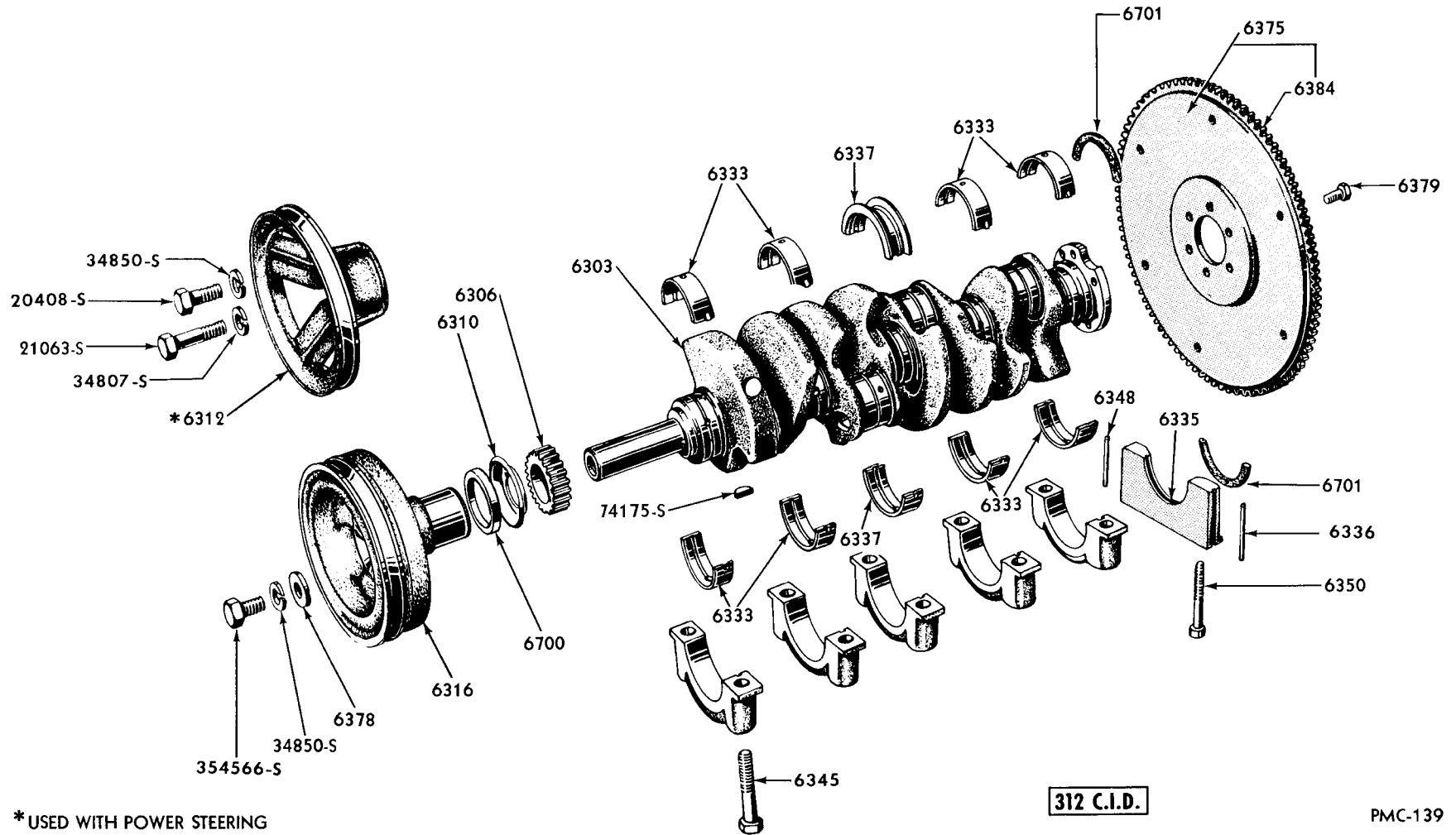
PISTON and CONNECTING ROD



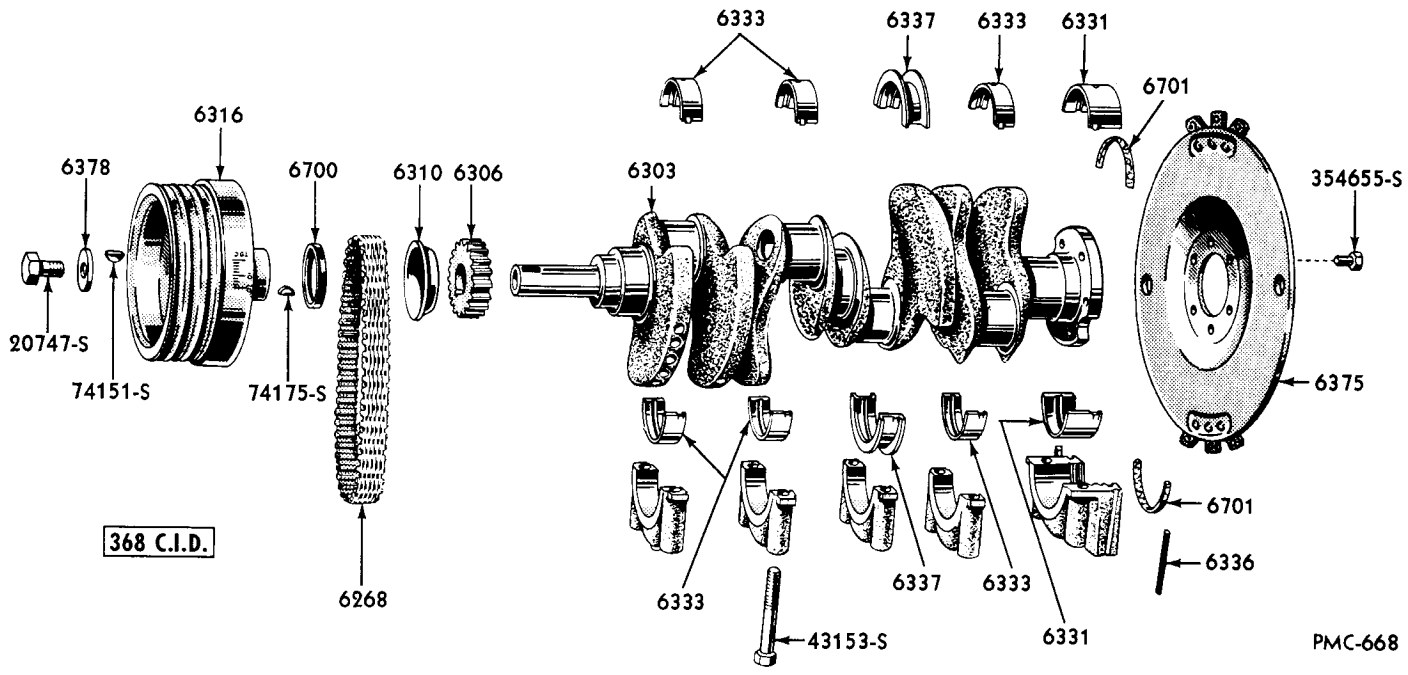




CAMSHAFT

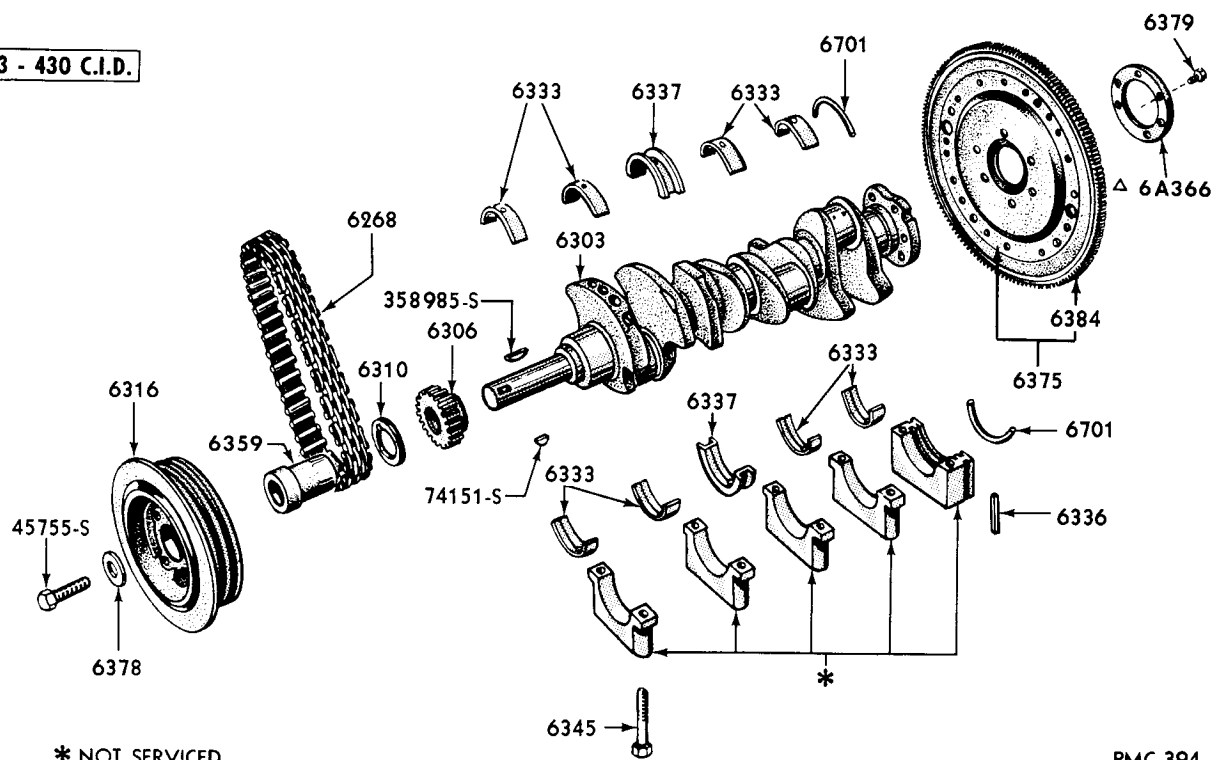


CRANKSHAFT, FLYWHEEL and RELATED PARTS



PMC-668

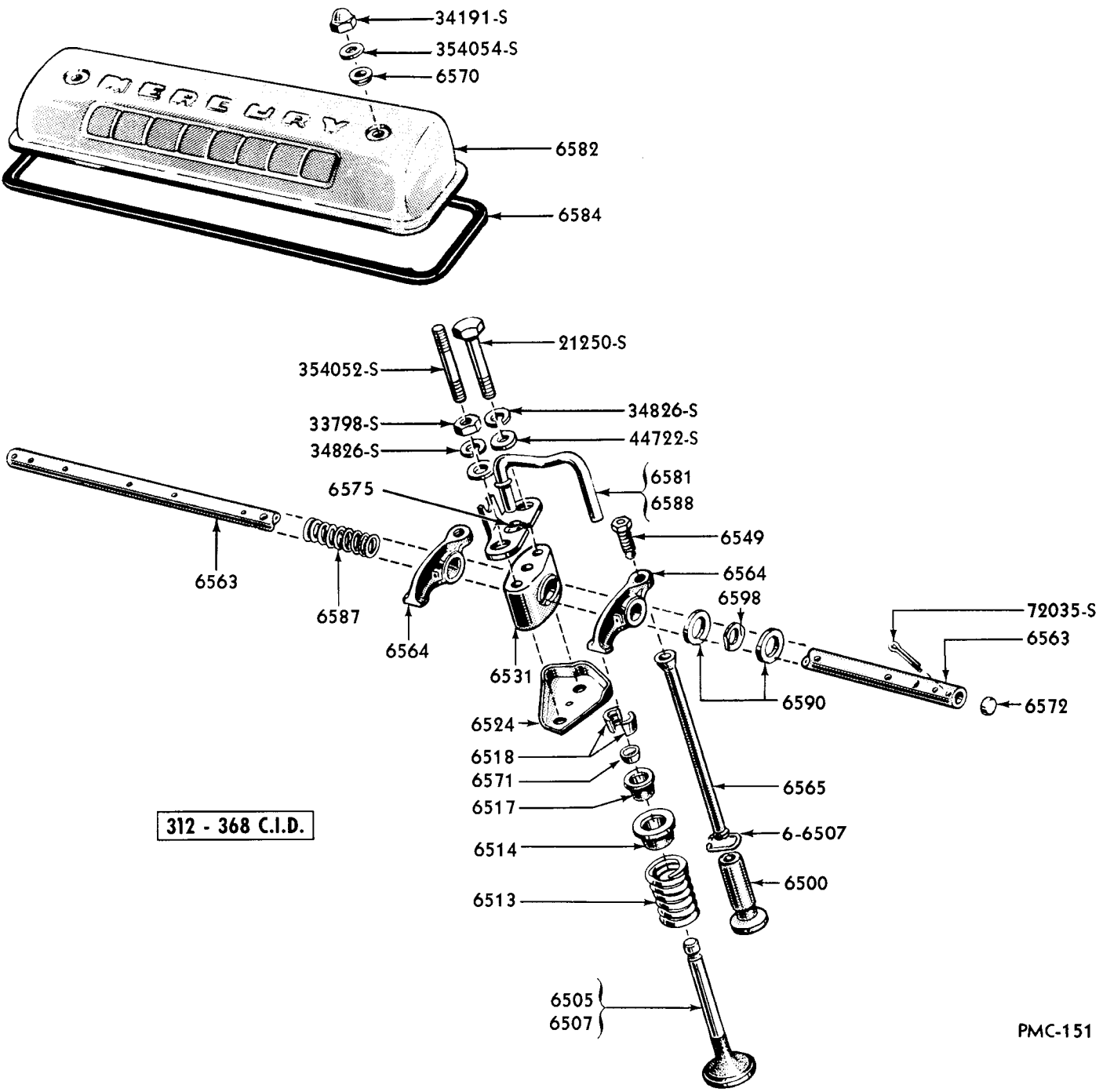
383 - 430 C.I.D.



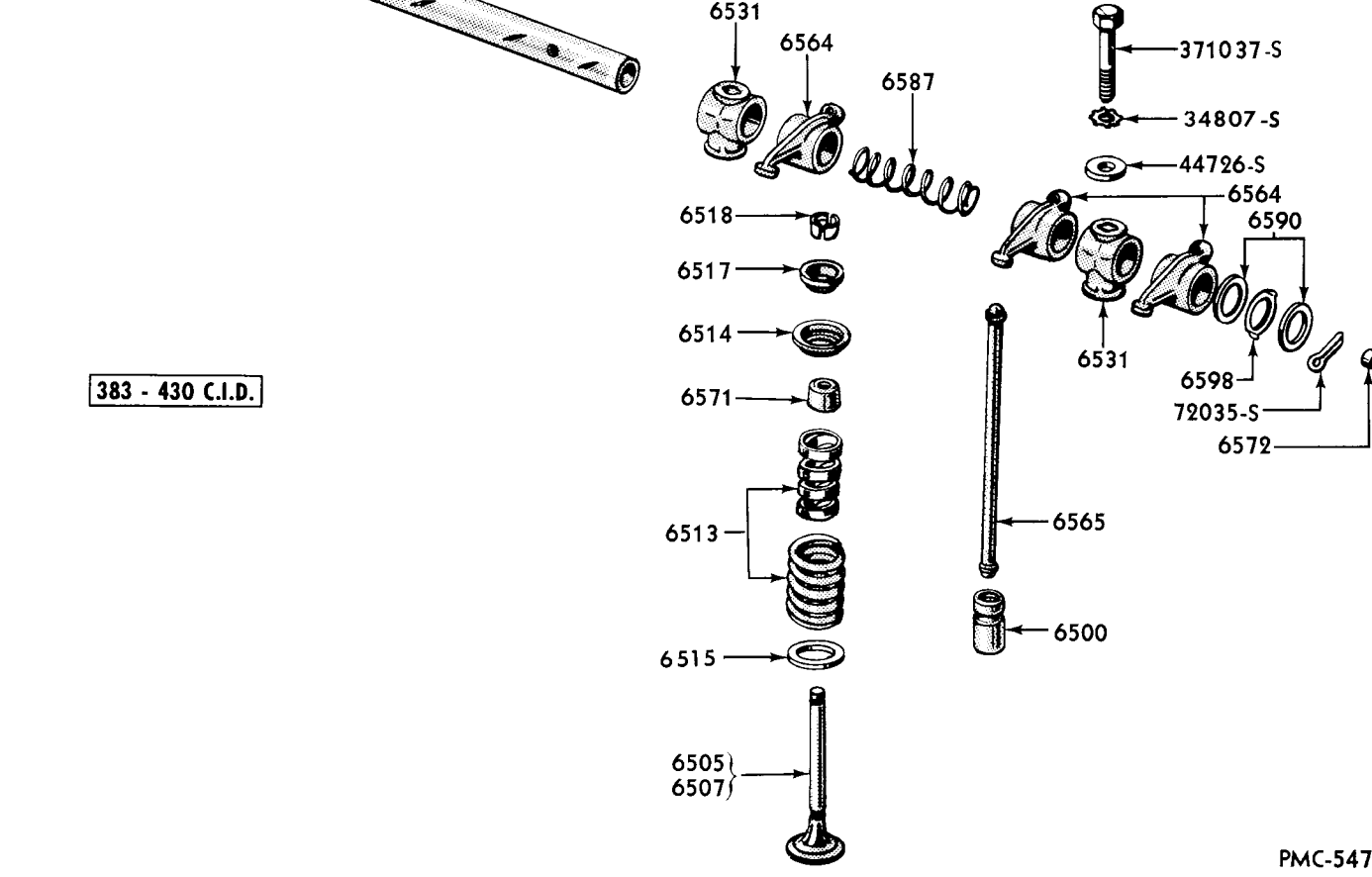
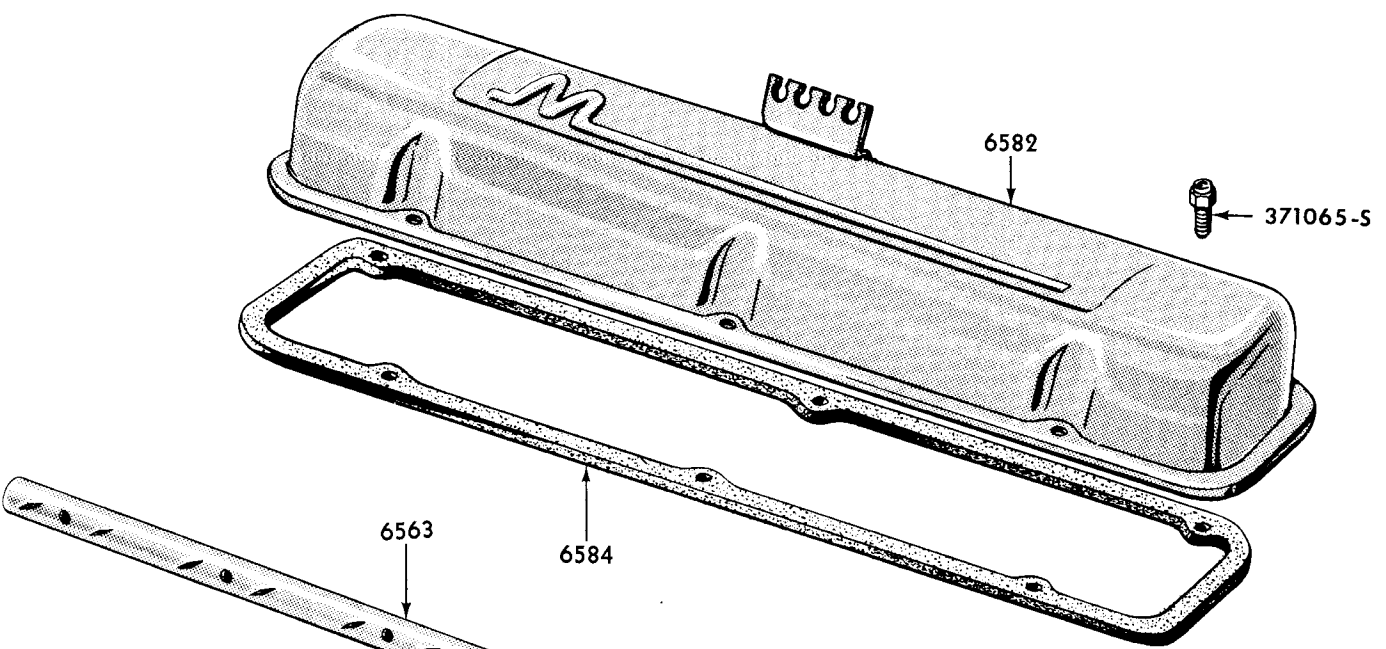
* NOT SERVICED
 Δ USED WITH AUTOMATIC TRANSMISSION

PMC-394

CRANKSHAFT, FLYWHEEL and RELATED PARTS



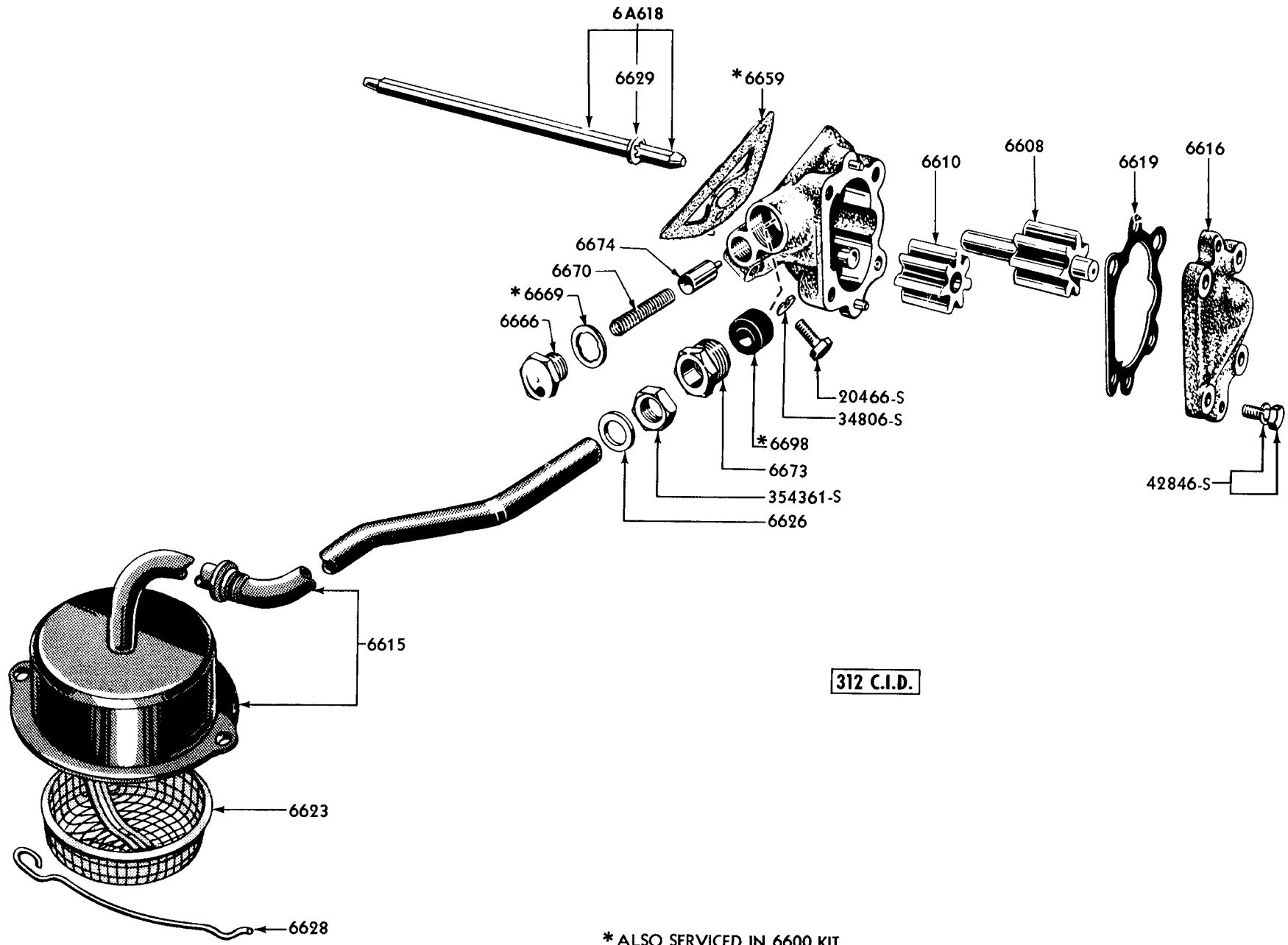
ROCKER ARM



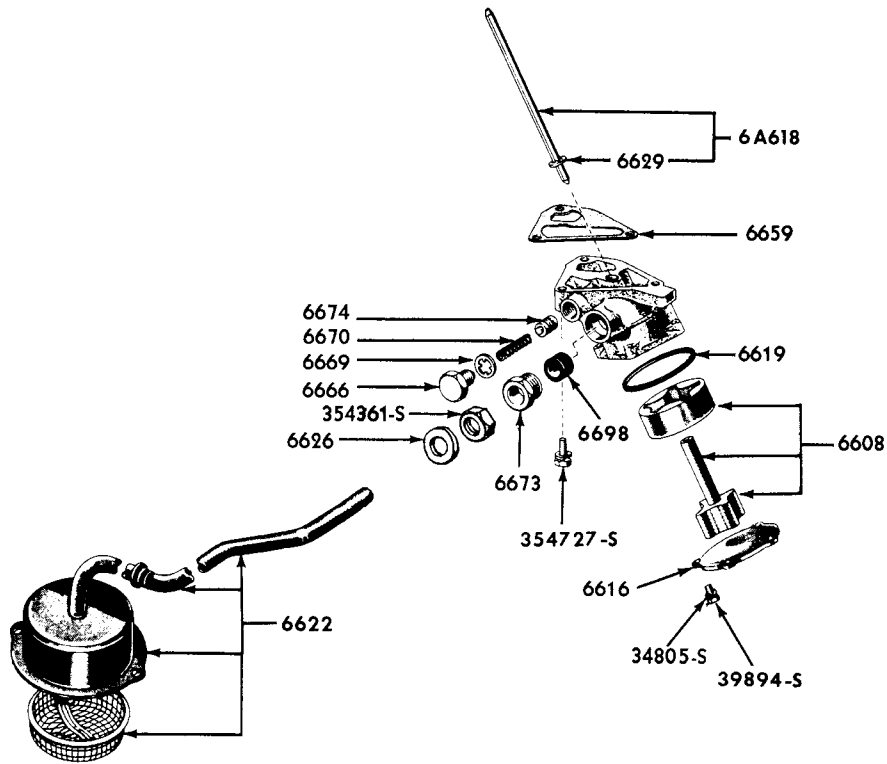
383 - 430 C.I.D.

PMC-547

ROCKER ARM

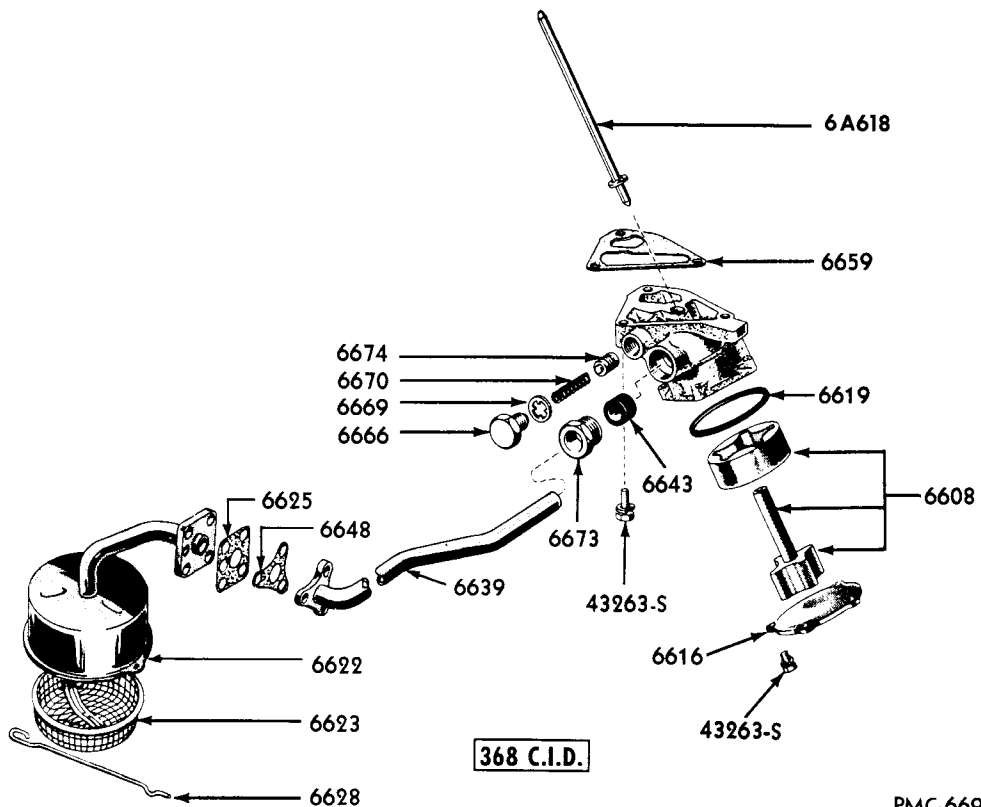


OIL PUMP GEAR TYPE



PMC-395

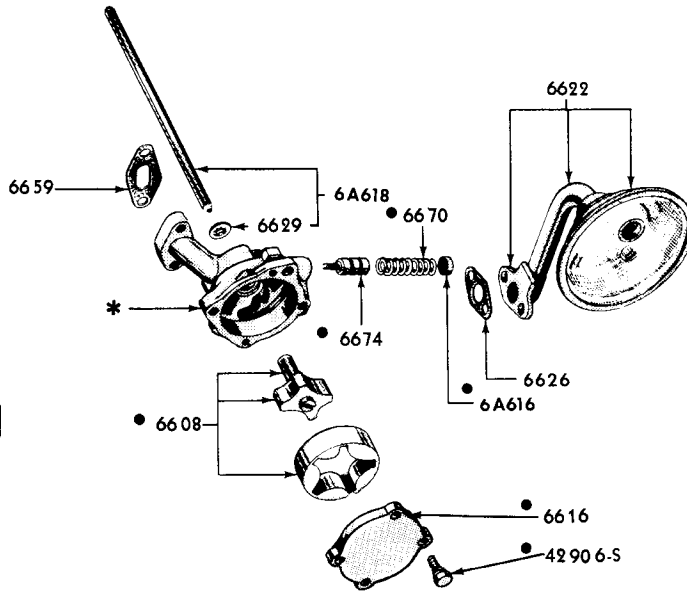
OIL PUMP ROTOR TYPE



PMC-669

OIL PUMP

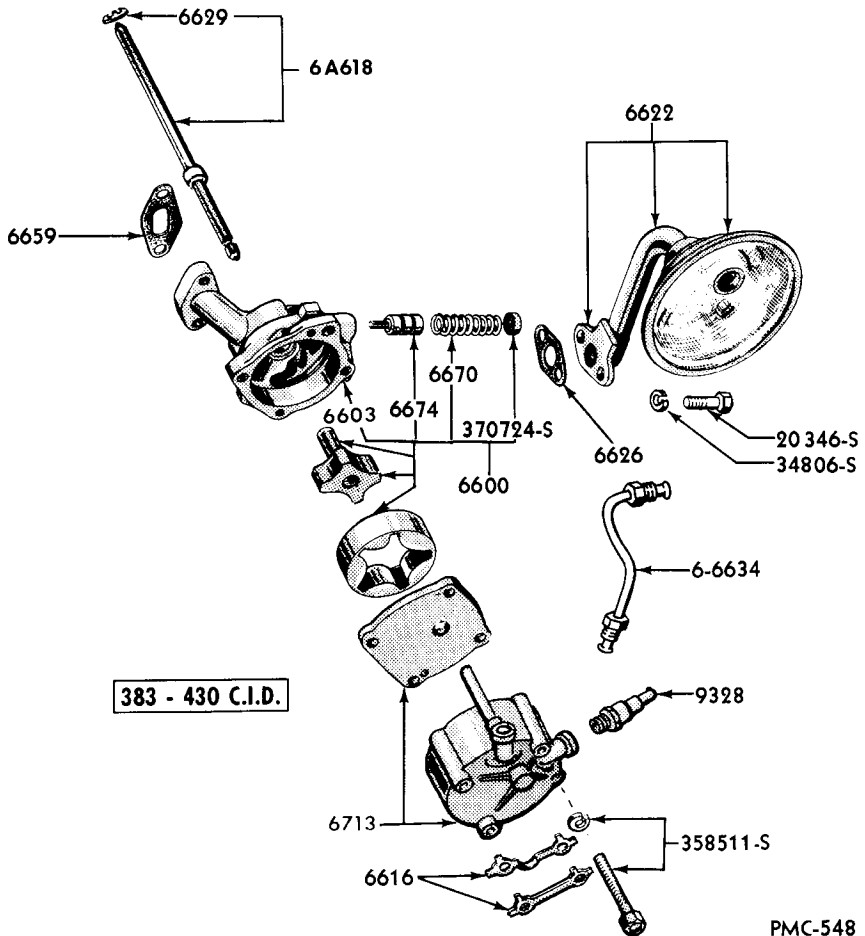
383 - 430 C.I.D.



- * N.S. SERVICED ONLY IN ASSY. 6600
- ALSO SERVICED IN ASSY. 6600

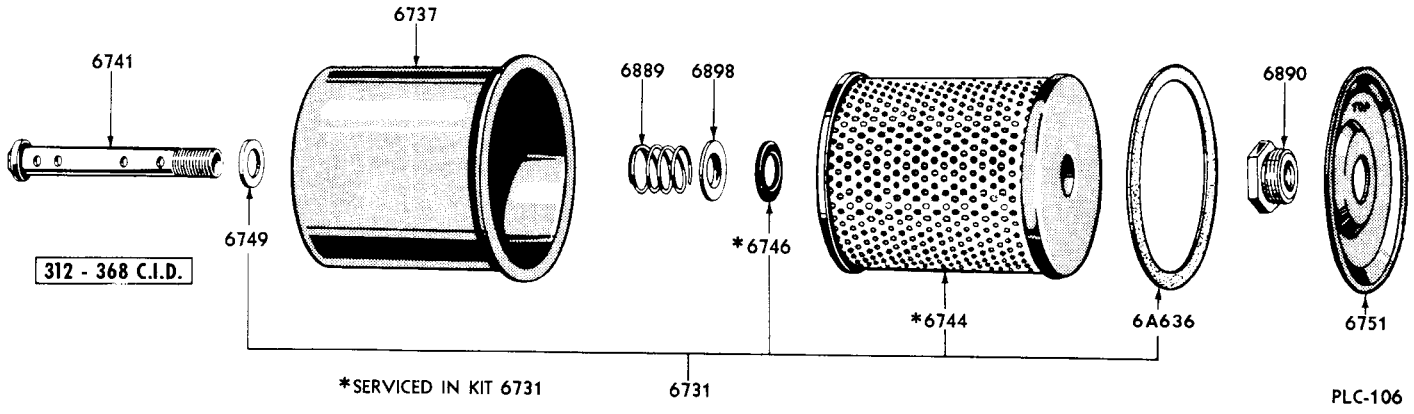
PMC-637

OIL PUMP

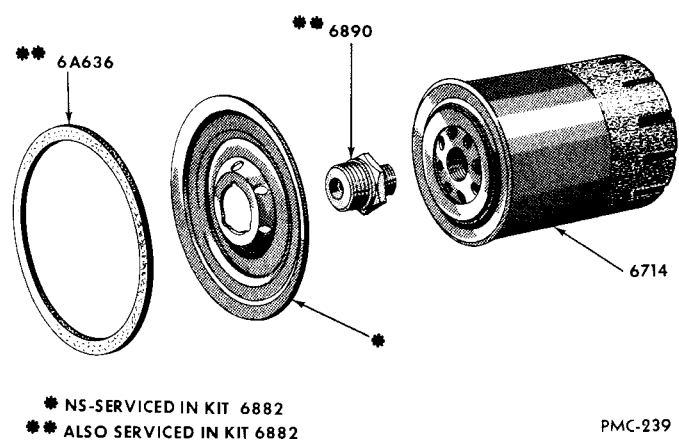


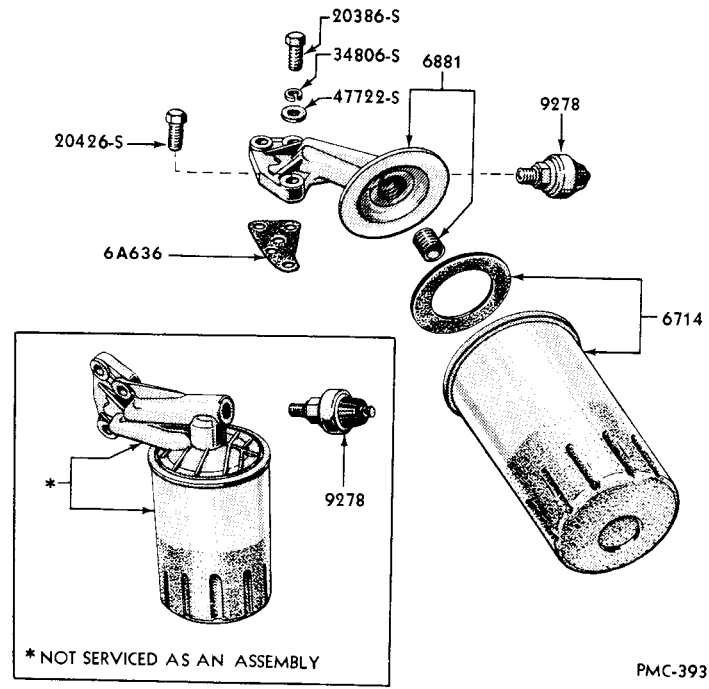
PMC-548

OIL and VACUUM PUMP

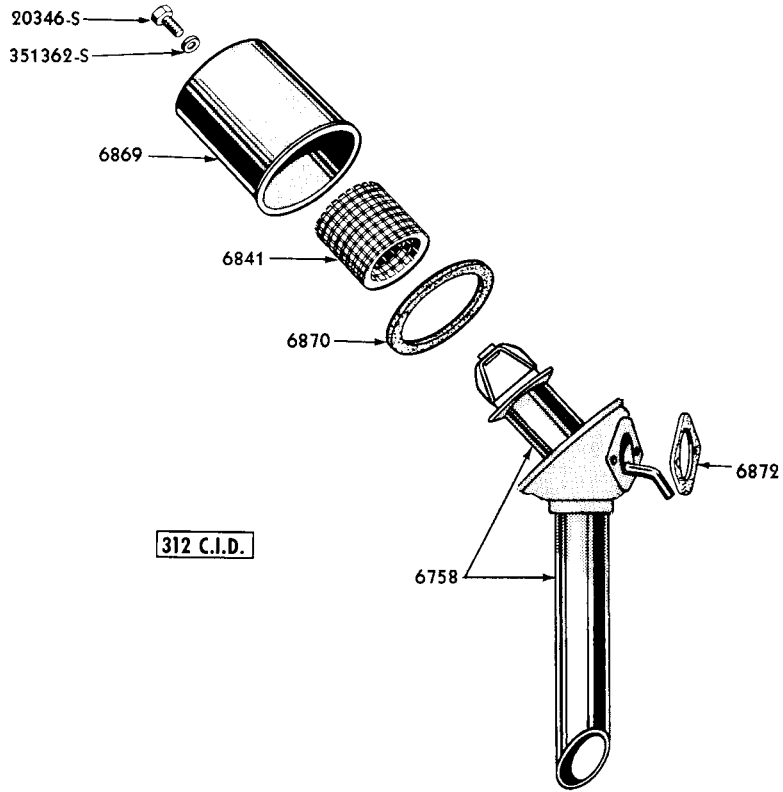


OIL FILTER



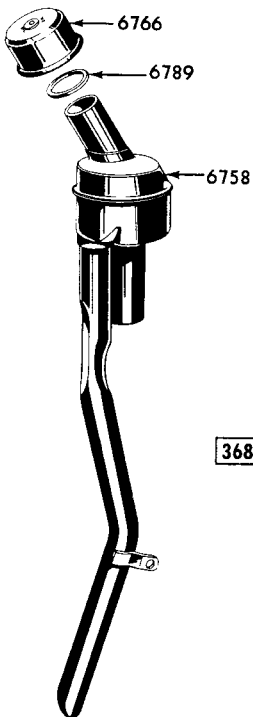


DISPOSABLE OIL FILTER



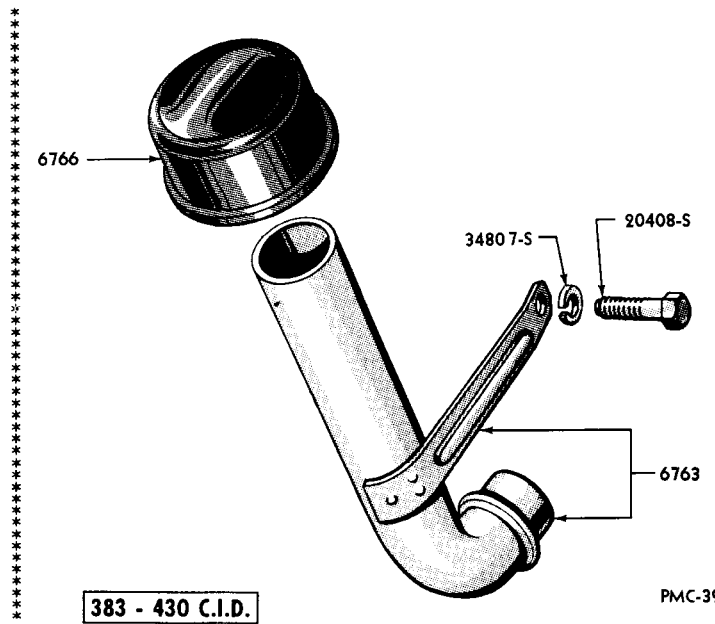
PMC-150

CRANKCASE OIL BREATHER



368 C.I.D.

PMC-671



383 - 430 C.I.D.

PMC-399

OIL FILLER TUBE and CAP

Engine, Transmission and Carburetor Combination Chart - 1956-59 Mercury

Year	Carburetors	Engines	Automatic Transmissions			Standard Trans. & Overdrive
	Part Number	C. I. D.	Model No.	Type	Serial Number Prefix	Type
1956	◇ B6A-9510-Q (Use as service replacement for ◇B6A-9510-L, M, N carburetors)	312-4V	PAW-7000-A Alum. converter PAW-7000-D Steel converter	S/R S/R	56 68	S/T & O/D
1956	● ECZ-9510-F	312-4V	PAW-7000-A Alum. Converter PAW-7000-D Steel Converter	S/R S/R	56 68	NONE
1957	◇ B7A-9510-U (Use as service replacement for ◇B7A-9510-H and ●B7A-9510-J, U carburetors)	312-4V	PBA-7000-D & H	S/R	126 - 184	S/T & O/D
1957	● ECU-9510-G (Use as service replacement for ●ECU-9510-F carburetor)	368-4V	PAN-7000-M	S/R	128	NONE
1958	◇B9ME-9510-A (Use as service replacement for ◇B9EM-9510-B and ◇PB8M-9510-A and G carburetors)	312-2V	PBM-7000-E2	S/R	248	S/T & O/D
1958	◇ B7A-9510-U	312-4V	PBM-7000-E2	S/R	248	S/T & O/D
1958	†PB9M-9510-D (Use as service replacement for †EDG-9510-A and †PB8M-9510-J carburetors)	383-4V 383-4V Mod.	PBL-7000-A & M PBL-7000-G & N	S/R M/D	154 - 228 202 - 230	NONE
1958	†PB8M-9510-K (Use as service replacement for †EDG-9510-B carburetor)	383-4V	PBE-7000-A & G PBE-7000-C & H	S/R M/D	164 - 232 198 - 234	NONE
1958	◇PB9M-9510-G (Use as service replacement for ◇EDG-9510-D, E PB8M-9510-D, F, M, P carburetors)	383-4V 383-4V Mod.	PBL-7000-A & M PBL-7000-G & N	S/R M/D	154 - 228 202 - 230	S/T & O/D
1958	◇PB9M-9510-E (Use as service replacement for ◇EDJ-9510-A and ◇PB8M-9510-E, N carburetors)	430-4V	PBB-7000-D & H	M/D	200 - 236	NONE
1958	◇PB8M-9510-B	430-6V Secondary	PBB-7000-G	M/D	226	NONE

● - Carter † - Ford ◇ - Holley

Engine, Transmission and Carburetor Combination Chart - 1956-1959 Continued

Year	Carburetors	Engines	Automatic Transmissions			Standard Trans. & Overdrive
	Part Number	C. I. D.	Model No.	Type	Serial Number Prefix	Type
1958	◇PB8M-9510-C	430-6V Primary	PBB-7000-G	M/D	226	NONE
1959	◇B9ME-9510-A (Use as service replacement for ◇B9EM-9510-B carburetor)	312-2V	B9MP-7000-D B9PM-7000-A	S/R S/R	PBM-S PBM-G	S/T
1959	†PB9M-9510-B	383-2V	B9MP-7000-C B9PM-7000-D B9PM-7000-E	S/R S/R M/D	PBL-AD PBL-S PBL-T	NONE
1959	†PB9M-9510-D	383-4V	B9MP-7000-B B9PM-7000-B B9PM-7000-C	S/R S/R M/D	PBL-AC PBL-K PBL-L	NONE
1959	● B9S-9510-A	430-4V	B9MP-7000-A B9PM-7000-F	M/D M/D	PBB-T PBB-F	NONE
1959	†PB9M-9510-H	383-2V	B9MR-7003-B	NONE	NONE	S/T

● - Carter † - Ford ◇ - Holley

In the chart above the abbreviations "S/R" and "M/D" listed in the column under the heading of "TYPE" have the following meaning as to transmission application-

S/R - Single Range Transmissions Only

M/D - Multi-Drive Transmissions Only

MEMO

Engine

GROUP AND PART NUMBER	DESCRIPTION, SIZE, ETC.	NO. REQ'D	MODEL OR ENGINE CUBIC INCH DISPLACEMENT	YEAR 19__
6A001	SEAL (OIL PUMP INTERMEDIATE SHAFT)			
B9LE 6A001-A	Rubber - 3/8" O.D. x 1/16" thick - with hex. center hole - used with oil and vacuum pump	1	383, 430	58
6008	KIT (ENGINE OVERHAUL GASKET)			
B7AZ 6008-C	Consists of the following - (1)B4A-6020-A gskt. (1)FAA-6834-A gskt. (2)B6A-6051-B gskt. (1)B5S-6870-A gskt. (2)B4A-6348-A seal (1)B7A-6870-A gskt. (1)B4A-6436-A seal (1)B4A-6872-A gskt. (1)COAE-6521-A gskt. (1)B5A-8255-A gskt. (6)B9A-6570-A grmt. (1)B5A-6507-A gskt. (16)B5A-6571-A seal (1)EAN-8563-B gskt. (2)B9AE-6584-B gskt. (1)B5A-9417-A gskt. (1)B6Q-6619-A gskt. (1)B7A-9439-B gskt. (1)B4A-6626-B gskt. (1)B7T-9439-A gskt. (1)B6Q-6659-A gskt. (1)B7A-9441-B gskt. (1)8EL-6669 gskt. (1)B7T-9441-A gskt. (1)B4A-6698-A seal (2)B8A-9447-B(4V)gskt. (1)EAA-6700-B seal (2)B9AE-9447-A(2V)gskt. (2)B4Q-6701-A seal (3)1GA-9450 gskt. (1)COAE-6710-B gskt. (3)B5A-9450-A gskt. (1)O1A-12410-A gskt. % Not used	1	312	59
6008	NS-Serviced as follows - (1)☆ 6013 kit - engine overhaul gasket lower (1)☆ 6014 kit - engine overhaul gasket upper (1)☆ 6619 gasket - oil pump cover (1)☆ 6020 gasket - cylinder front cover (1)☆ 6669 gasket - oil pump relief valve (1)☆ 8507 gasket - water pump ☆ Refer to basic group for part number		312, 368	56/ 57
B8MY 6008-A	Consists of the following - (1)B9LE-6A001-A seal (1)COME-6710-A gskt. (1)B8S-6020-A gskt. (1)B8S-6769-A seal (2)B9ME-6051-B gskt. (1)B8E-6870-A gskt. (2)B6Q-6336-A seal (1)B8S-6838-A gskt. (1)B9S-6411-A seal (1)B8E-8255-A gskt. (1)B4A-6436-A seal (2)B8E-8507-A gskt. (1)COME-6521-A gskt. (1)B5A-9417-A gskt. (8)B8S-6571-A seal (2)B8S-9441-A gskt. (8)B8S-6571-B seal (2)B8A-9447-B gskt. (2)B8E-6584-A gskt. (1)B8S-9448-A gskt. (1)B8A-6626-A gskt. (1)B9S-9448-A gskt. (1)B9ME-6659-A gskt. (2)B8S-9450-A gskt. (1)B9TE-6700-A seal (1)O1A-12410-A gskt. (2)B8E-6701-A seal (1)373195-S grommet	1	383, 430	58
6008	NS-Serviced as follows - (1)☆ 6013 kit - engine overhaul lower (1)☆ 6014 kit - engine overhaul upper (1)☆ 6020 gasket - cylinder front cover (1)☆ 6870 gasket - crankcase ventilation cover (2)☆ 8507 gasket - water pump outlet ☆ Refer to basic group for part number	1	383, 430	59

Engine

GROUP AND PART NUMBER	DESCRIPTION, SIZE, ETC.	NO. REQ'D	MODEL OR ENGINE CUBIC INCH DISPLACEMENT	YEAR 19__
6A008 DOWEL (CYLINDER HEAD TO CYLINDER BLOCK)				
B2TZ 6A008-A	Use domestically only - ⊕EAD-66061-A, ⊕B2Q-6061-A	4	312, 368	56/59
B6AZ 6A008-A	Use for export with low octane fuel adaptor only - ⊕EAD-66061-B, ⊕B6A-6061-A	4	312, 368	56/59
B9AE 6A008-A	☆ 1958-59 - use domestically on standard production vehicles ☆ 1959 - use for export with low octane fuel adaptor kit	4	☆383, ☆430	58/59
EDJ 66061-A	Use for export with low octane adaptor kit	4	383, 430	58
6009 ENGINE (CYLINDER BLOCK & CRANKSHAFT)				
% B7A 6009-B	⊕5751075	1	312	56/59
% ECU 6009-C		1	368	57
% B9ME 6009-A		1	383	58/59
% B9LE 6009-A		1	430	58/59
	% Includes crankshaft, camshaft, pistons, pins, rings and connecting rods, less cylinder heads, oil pan, flywheel, clutch assy. and flywheel housing			
6010 BLOCK (CYLINDER)				
B6A 6010-C	3.80" bore - this assy. uses (2) 3" long (b) (43105-S) and (8) 3-1/4" long (6345) bolts to attach main bearing caps - ⊕B6ME-6010-A	1	312	56/59
ECU 6010-C		1	368	57
B8S 6010-A	⊕5752000 (a)	1	383, 430	58
B9ME 6010-D	4.30" bore - when used on engines built prior to 2-16-59 a .060" flat washer 371263-S must be used as a spacer between cylinder front cover and generator mounting bracket (c)	1	383, 430	59
73249-S	Dowel-3/8" O.D. x 9/16"-clutch housing to cylinder block	2	b	
354942-S	Plug-cup expansion-oversize-1.791" diameter-cored holes in block	6	b, c	
357167-S	Plug-cup-1-3/4" dia. -side of both banks-water jacket core plugs-installed with cupped side toward outside of cylinder block	4or6	a, b, c	
357217-S	Plug-cup-expansion-1-3/4" dia. -side of both banks-water jacket core plugs-installed with cupped side toward inside of cylinder block	6	a	
358932-S	Plug-cup-expansion-7/16" dia. -oil gallery	4	a	
358935-S	Plug-cup-expansion-1-1/2" O.D. x 3/8" deep-used to plug core holes in rear of cylinder block-installed with cupped side toward inside of cylinder block	2	a	
359390-S	Plug-cup-2.575" dia. -camshaft rear bearing	1	a, c	
359899-S	Plug-cup expansion - .448" ☆ (4) req'd. - oil gallery holes ☆ (2) req'd. - front tappet oil gallery ☆ (1) req'd. - oil line tappet valley rear ☆ (4) req'd. - oil line rear face	☆AR	a, c	
370352-S	Plug-cup expansion-1.516" diameter-plug core holes in rear of cylinder block-installed with cupped side toward outside of cylinder block	2	a, c	
CONTINUED ON NEXT PAGE				

Engine

GROUP AND PART NUMBER	DESCRIPTION, SIZE, ETC.	NO. REQ'D	MODEL OR ENGINE CUBIC INCH DISPLACEMENT	YEAR 19____
6010 BLOCK (CYLINDER) CONTINUED				
370730-S	Plug-pipe-1-1/4"-11x1/2"-rear face of block	2	a	
371080-S	Plug-cup-expansion-7/16"dia. -oil line rear face and oil line tappet valley rear	5	a	
372561-S	Plug-cup-O/S-.480" dia. ☆ (4) req'd. - for oil gallery holes ☆ (2) req'd. - for front tap. oil gallery ☆ (1) req'd. - for oil line tap. valley rear ☆ (4) req'd. - for oil line rear face	☆AR	a, c	
372564-S	Plug-cup expansion-O/S-1.546" dia. -plug core holes in cylinder block	2	c	
372570-S	Plug-cup-O/S-2.605" O.D. -camshaft rear bearing	AR	a, c	
6013 KIT (ENGINE OVERHAUL GASKET) LOWER				
56MK 6013-A	For 1959 models see 6008 kit Consists of the following - (2) B4A-6348-A seal (1) B4A-6436-A seal (1) B4A-6626-B gasket (1) B4A-6659-A gasket - for 1956 only (1) B6Q-6659-A gasket - for 1957-59 only (1) B4A-6698-A ferrule (1) B9TE-6700-A seal (2) B4Q-6701-B seal (1) COAE-6710-B gasket (1) EBU-6734-A gasket - for 1956 only (1) EBP-6734-A gasket (1) B6A-6870-A gasket - for 1956-58 only (1) B4A-6872-A gasket (1) B5A-9417-A gasket (1) EAA-6838-A gasket	1	312	56/58
57MK 6013-B	Consists of the following - (2) ECU-6336-A (2) EAD-6701-B (1) EBU-6436-B (1) ECS-6710-A (1) EDF-6436-A (1) EBP-6734-A (1) EAD-6625-C (1) EBU-6734-A (1) EAD-6648-C (1) ECG-9417-A (1) EBJ-6659-B (1) LE-6411-A (1) EAD-6668-B (1) EAD-66643-C (1) B9TE-6700-A	1	368	57
B8MY 6013-B	For 1958 models see 6008 kit Consists of the following - (2) B6Q-6336-A seal % (1) LE-6411-A seal (1) B4A-6436-A seal (1) B8A-6626-A gasket (1) B9ME-6659-A gasket (1) B9TE-6700-A gasket (2) B8E-6701-A seal (1) COME-6710-A gasket (1) EBP-6734-A gasket (1) B8S-6838-A gasket % Not used on Mercury	1	383, 430	59

Engine

GROUP AND PART NUMBER	DESCRIPTION, SIZE, ETC.	NO. REQ'D	MODEL OR ENGINE CUBIC INCH DISPLACEMENT	YEAR 19__
6014	KIT (ENGINE OVERHAUL GASKET) UPPER			
B6MY 6014-A	For 1958-59 models see basic part number 6079 - Consists of the following - (2) B6A-6051-B gasket (1) COAE-6521-A gasket (4) B9A-6570-A seal (16) B5A-6571-A seal (2) B9AE-6584-B gasket (2) EAA-6589-B grommet (1) B5S-6870-A gasket (1) B5A-8255-A gasket (1) EAN-8563-B gasket (1) B7A-9439-B gasket (1) B7A-9441-B gasket (3) 1GA-9450 gasket	1	312	56/57
57MK 6014-B	Consists of the following - (2) ECU-6051-B gskt. (1) EAD-8255-A gskt. (1) ECS-6521-A gskt. (1) EAD-8563-B gskt. (4) EBU-6570-A seal (1) EAD-8590-C gskt. (16) ECU-6571-A seal (2) ECU-9441-A gskt. (2) ECS-6584-A gskt. (3) 1GA-9450 gskt. - Mercury (2) EAA-6589-B (3) LE-9453 gskt. - grommet Lincoln	1	368	57
58MK 6014-A	Consists of the following - (1) EDG-6521-B gskt. (2) B8S-6051-A gskt. (8) B8S-6571-A seal (2) PB8M-9441-A gskt. (2) EDG-6584-A gskt. (1) EDG-99449-A gskt. (1) ED-EDF-8255-A gskt. (2) 5750186 gskt. (1) ECG-9417-A gskt. (2) 5751049 gskt. (1) EDG-9448-A gskt. (1) 5751385 seal (2) LF-9453-A gskt. (8) 5752149 seal	1	383, 430	58
59MK 6014-A	Use on engines built prior to engine date code 4-95F - consists of the following - (2) B9ME-6051-A gasket (1) B8S-6521-A gasket (8) B8S-6571-A seal (8) B8S-6571-B seal (2) B9ME-6584-B gasket (1) B8S-6769-A seal (1) B8E-8255-A gskt. (1) B5A-9417-A gasket (2) B8S-9441-A gasket (1) EDG-9448-A gasket (1) B9S-9448-A gasket	1	383, 430	59
B9MY 6014-A	Use on engines built after engine date code 4-95F - consists of the following - (2) B9ME-6051-B gasket (1) COME-6521-A gasket (8) B8S-6571-A seal (2) B9ME-6584-C gasket (1) B8S-6769-A seal (1) B8E-8255-A gasket - (1) B5A-9417-A gasket (2) B8S-9441-A gasket (1) EDG-9448-A gasket (8) B8S-6571-B seal (1) B9S-9448-A gasket (1) 373195-S grommet	1	383, 430	59

Engine

GROUP AND PART NUMBER	TYPE	DESCRIPTION, SIZE, ETC.	NO. REQ'D	MODEL OR ENGINE CUBIC INCH DISPLACEMENT	YEAR 19__
6020 GASKET (CYLINDER FRONT COVER)					
B4A 6020-A		Also serviced in 6008 kit - ⊕EUB-6020-C	1	312	56/59
EAD 6020-B		Also serviced in 6008 kit	1	368	57
B8S 6020-A		Also serviced in 6008 kit - ⊕EDF-6020-A (a)	1	383, 430	58/59
44722-S8		Washer-flat-5/16"	AR	a	
357911-S		Bolt-5/16"-18 x 2"-to attach cylinder front cover to cylinder block	AR	a	
6023 POINTER (TIMING)					
B5A 6023-C		Use with B7A-6316-A - damper only - ⊕ECG-6023-A	1	312	56/59
EAD 6023-C			1	368	57
B8S 6023-A		⊕5750016	1	383, 430	58/59
6028 BRACKET (ENGINE FRONT SUPPORT)					
LA 6028-B			2	368	57
6-6028 PLUG (CYLINDER BLOCK OIL LINE)					
EAD 66028-A		Front	2	368	57
6032 SPACER (EXPORT CYLINDER HEAD)					
B6A 6032-E		Use on export vehicles with low octane adaptor kit only - ⊕ECZ-66051-A	2	312	57/59
ECU 66051-A		Use on export vehicles with low octane adaptor kit only	2	368	57
B8S 6032-A		Use on export vehicles with low octane adaptor kit only - ⊕5750127	2	383, 430	58/59
6035 SHIELD (ENGINE FRONT SUPPORT INSULATOR ASSEMBLY)					
B9MM 6035-A		Used on left side of engine only	1	383, 430	59
6038 INSULATOR (ENGINE SUPPORT)					
MK 6038-E			(a) 2	312	56/58
B9MM 6038-B		Front - ☆model 76A only	2	312☆	59
B9M 6038-A		Front - ☆except model 76A	2	312☆, 383, 430	59
LD 6038-A		Front	2	368	57
MK 6038-C		Front	(c) 2	383, 430	58
MK 6038-D		Front - used with A/cond.	2	383, 430	58
20390-S8		Bolt-hex. hd. -7/16"-14 x 1"	4	c	
24348-S		Bolt-hex. -5/8"-16 x 3/4"	4	a	
33846-S8		Nut-hex. -1/2"-20	4	c	
34445-S		Nut-hex. -3/8"-24	4	a	
34808-S7		Lockwasher-special-7/16"	4	c	
34809-S7		Lockwasher-special-1/2"	4	c	
44734-S		Washer-flat-1/2"	4	c	
357629-S		Lockwasher-special-3/8"	4	a	
6039 INSULATOR (ENGINE FRONT MOUNT REBOUND)					
LF 6039-B			2	368	57
6049 HEAD (CYLINDER)					
B6A 6049-M	A/T	9 to 1 ratio - ⊕ECZ-6090-C	(a) 2	312	
B6A 6049-P	A/T	8:4 to 1 ratio - ⊕ECZ-6090-B	(a) 2	312	56
B6A 6049-R	S/T	and O/drive - 8 to 1 ratio - ⊕ECZ-6090-A	(a) 2	312	56
B7A 6049-A		9.02:1 ratio - use on engines built prior to 10-14-58 - ⊕5752113	(a) 2	312	56 57/59

CONTINUED ON NEXT PAGE

Engine

GROUP AND PART NUMBER	DESCRIPTION, SIZE, ETC.	NO. REQ'D	MODEL OR ENGINE CUBIC INCH DISPLACEMENT	YEAR 19__
6049 HEAD (CYLINDER) CONTINUED				
B8C 6049-A	8.75:1 ratio - use on engines built after 10-14-58 - identified by part number cast in the underside of the intake manifold mounting boss at each end of the head - Ⓢ5750471	2	312	59
ECU 6049-E		2	368	57
B9ME 6049-B	With cylinder head intake valve angle 45° - when replacing cylinder head with intake valve seat angle of 30° - (4) intake valves with 45° seats must be used (c)	2	383, 430	58/59
357167-S	Plug-cup type-1-3/4" dia. -plug core holes in end of cylinder head	4	a	
358935-S	Plug-cup-1-1/2" O.D. x 3/8" deep-used to plug core holes in ends of cylinder head-installed with cupped side toward inside of cylinder head	4	c	
370352-S	Plug-cup-1-1/2" O.D. x 3/8" deep-used to plug core holes in ends of cylinder head-installed with cupped side toward outside of cylinder head	4	c	
370731-S	Plug-pipe-3/4" pipe thread	6	c	
372564-S	Plug-cup-O/S-1.546" dia. to plug core holes in cylinder head	4	c	
6051 GASKET (CYLINDER HEAD)				
B6A 6051-B	Use domestically only - also serviced in 6008, 6014 and 6079 kit - ⓈB9AE-6051-B	2	312	56/59
ECU 6051-B	Use on standard production domestically and on export vehicles with low octane adaptor kit - also serviced in 6008 and 6079 kit	2	368	57
B9ME 6051-A	Use domestically only - used on engines built prior to engine date code - 95F - also serviced in 6014 kit	2	383, 430	58/59
B9ME 6051-B	Also serviced in 6014 kit ☆ 1958-59 - (4) req'd. on export vehicles with low octane adaptor kit ☆ 1959 - (2) req'd. domestically on vehicles built after engine date code 95F	2-4	383☆, 430☆	58/59
6052 PLUG (CYLINDER HEAD)				
EAN 6052-A	Plug - expansion - 29/32" dia. - used in rear of R.H. cylinder head	1	312	56/59
353063-S7	Plug-expansion-1-1/4" dia.	2	368	57
6054 RETAINER (ENGINE SUPPORT)				
MK 6054-B	Rear	1	312	58
MG 6054-B	Rear (a) ☆ To be used only on frames indentified by long 8-1/2" parking brake cable bracket on cars with 383 and 430 C. I. D. engines	1	312, 368, 383☆, 430☆	56/58
MK 6054-A	Rear (b)	1	383, 430	58
20388-S8	Bolt-hex. hd. -3/8"-16 x 1"-retainer to transmission	2	a	
20390-S8	Bolt-hex. hd. -7/16"-14 x 1" to cylinder block	4	b	
33846-S8	Nut-hex. -1/2"-20	2	b	
34807-S8	Lockwasher-3/8"-retainer to transmission	2	a	
34808-S7	Lockwasher-spring-7/16" to cylinder block	4	b	
37809-S8	Lockwasher-spring-1/2"	2	b	
44736-S8	Washer-flat-1/2"	2	b	

Engine

GROUP AND PART NUMBER	DESCRIPTION, SIZE, ETC.	NO. REQ'D	MODEL OR ENGINE CUBIC INCH DISPLACEMENT	YEAR 19__
6-6058 GASKET (CYLINDER FRONT COVER ADAPTOR)				
EDG 66058-A	Use when converting P/S to manual steering	1	383, 430	58/59
6059 COVER (CYLINDER FRONT)				
B5A 6059-C	⊕ECG-6059-B	1	312	56/59
B6Q 6059-C	⊕ECU-6059-B	1	368	57
B8E 6059-A	Used without P/S - ⊕EDF-6059-A (a)	1	383, 430	58
B9ME 6059-D	Used without P/S - when used on engines built prior to 2-16-59 a .060" flat washer 371263-S must be used as a spacer between cylinder block and generator mounting bracket (b)	1	383, 430	58/59
372816-S	Screw-set-5/16"-18 x 1/2"-used to plug (2) extra holes in cylinder front cover EDG-6059-B when B9ME-3A576-B crankshaft drive P/S pump is installed	2	383, 430	58/59
B9ME 6059-C	Use with crankshaft P/S pump - when used on engines built prior to 2-16-59 a .060" flat washer 371263-S must be used as a spacer between cylinder block and generator mounting bracket - also serviced in 3795 kit (a)	1	383, 430	59
20406-S7	Bolt-5/16"-18 x 1-1/8"-cover to cylinder block	1	b	
20408-S8	Bolt-3/8"-16 x 1-1/8"-cover to cylinder block	3	b	
20520-S8	Bolt-hex. hd. -5/16"-18 x 2"	4	a	
44722-S	Washer-flat-5/16"	AR	a	
45508-S8	Bolt-hex. hd. -5/16"-18 x 2-1/8"	5	a	
45526-S8	Bolt-5/16"-18 x 2-3/4"-cover to cylinder block	3	b	
359875-S	Plug-expansion cup-1-21/32" O. D. x 11/32" wide	1	a	
6059 KIT (CYLINDER FRONT COVER GASKET)				
MFK 6059-A	Consists of the following - (1) B4A-6020-A gasket (1) EAA-6700-B seal (1) B5A-8507-A gasket	1	312	56
6059	NS-serviced as follows - was used without P/S ☆ (1) 6020 ☆ (1) 6700 ☆ (2) 8507 ☆ Refer to basic group for part number		383, 430	58/59
6-6059 ADAPTOR (CYLINDER FRONT COVER)				
EDG 66059-A	Use when converting P/S to manual steering	1	383, 430	58/59
6-6061 DOWEL (CYLINDER HEAD TO CYLINDER BLOCK)				
	See basic part number 6A008			
6065 BOLT (CONVERTER TO ENGINE)				
8N 6065-A	7/16" - 14 x 2-3/8" special	6	368	57
6065 BOLT (CYLINDER HEAD)				
B2AZ 6065-A	Long - 7/16"-14 x 4-1/16" - ⊕ECR-6066-A EB6A-6066-A	6	312	56/59
CONTINUED ON NEXT PAGE				

Engine

GROUP AND PART NUMBER	DESCRIPTION, SIZE, ETC.	NO. REQ'D	MODEL OR ENGINE CUBIC INCH DISPLACEMENT	YEAR 19__
6065 BOLT (CYLINDER HEAD) CONTINUED				
B6AZ 6065-A	Long - 7/16"-14 x 4-5/16" - ☆ (4) req'd. on domestic vehicles ☆ (10) req'd. on export vehicles with low octane adaptor kit - ⊕ECR-6066-B, HB7T-6066-A	4-10	312☆	56/59
B4Q 6065-A	Short - 1/2" - 13 x 2-5/8" - ⊕EAM-6065-A	10	368	57
B4Q 6066-A	Long - 1/2"-13 x 4-3/8" - ⊕EAM-6066-A	10	368	57
C1VY 6065-A	Long - 9/16"-12 x 4-11/32" - (a) ⊕C1VE-6066-A	20	383, 430	58/59
B9SZ 6065-B	Long - 9/16"-12 x 4-1/2" - use for export with low octane fuel adaptor only - ⊕EDJ-6066-A, HB8S-6066-A	20	383, 430	58/59
B8LY 6065-A	Long - 9/16"-12 on one end - 3/8"-16 tapped hole in head x 5-29/32" long - use in head to attach a/cond. mounting bracket - also serviced in 2888 kit - ⊕EDJ-6066-C	2	383, 430	58
374607-S	Washer-flat-5/8"-use with cylinder hd. bolts	20	a	
6066 BOLT (CYLINDER HEAD)				
	See basic part number 6065			
6068 INSULATOR (ENGINE SUPPORT)				
1A 6068-A	Rear - with metal bracket	1	312	56
B9M 6068-B	Rear	1	312	59
MG 6068-A	Rear ☆ 1958 - to be used only on frames identified by long 8-1/2" parking brake cable bracket	1	312, 368, 383☆, 430☆	56/58
MK 6068-A	Rear	1	383, 430	58
B9M 6068-A	Rear	1	383, 430	59
6079 KIT (VALVE GASKET SET)				
B7AZ 6079-C	For 1956-57 models see basic part number 6014 Consists of the following - (2)B6A-6051-B gskt. (1)B7A-9439-B gskt. (1)COAE-6521-A gskt. % (1)B7T-9439-A gskt. (6)B9A-6570-A grmt. (1)B7A-9441-B gskt. (16)B5A-6571-A seal % (1)B7T-9441-A gskt. (2)B9AE-6584-B gskt. (2)B8A-9447-B(4V)gskt. (1)B5S-6870-A gskt. (2)B9AE-9447-A(2V)gskt. (1)B5A-8255-A gskt. (3)1GA-9450 gskt. (1)EAN-8563-B gskt. % (3)B5A-9450-A gskt. % Not used	1	312	58/59
MHK 6079-B	Consists of the following - (2)ECU-6051-B gskt. (2)EAA-6589-B gskt. (1)EAD-6521-A gskt. (1)EAD-8255-A gskt. (4)EBU-6570-A seal (1)EAD-8563-B gskt. (16)ECU-6571-A seal (1)EAD-8590-C gskt. (2)EAD-6584-B gskt. (3)1GA-9450 gskt.	1	368	57
6108 PISTON, PIN & RETAINER SET				
ECZ 6108-H	Standard - No. 2	8	312	56/59
ECZ 6108-G	Standard - No. 6	8	312	56/59
ECZ 6108-F	.003" O/S	8	312	56/59
B6A 6108-B	.0225" O/S - ⊕ECZ-6108-C	8	312	56/59
B6A 6108-C	.0325" O/S - ⊕ECZ-6108-D	8	312	56/59
CONTINUED ON NEXT PAGE				

Engine

GROUP AND PART NUMBER	DESCRIPTION, SIZE, ETC.	NO. REQ'D	MODEL OR ENGINE CUBIC INCH DISPLACEMENT	YEAR 19__
6108 PISTON, PIN & RETAINER SET (CONTINUED)				
B6A 6108-D	.0425" O/S - ⊕ECZ-6108-E	8	312	56/59
ECU 6108-G	Standard - No. 2 grade	8	368	57
ECU 6108-H	Standard - No. 6 grade	8	368	57
ECU 6108-C	.020" O/S	8	368	57
ECU 6108-D	.030" O/S	8	368	57
ECU 6108-E	.040" O/S	8	368	57
6108-9 PISTON & PIN SET				
B8MY 6108-A	R.H. - standard No. 2 - RED - ⊕EDG-66104-H	4	383	58/59
B8MY 6109-A	L.H. - standard No. 2 - RED - ⊕EDG-66105-F	4	383	58/59
B8MY 6108-B	R.H. - standard No. 6 - BLUE - ⊕EDG-66104-G	4	383	58/59
B8MY 6109-B	L.H. - standard No. 6 - BLUE - ⊕EDG-66105-G	4	383	58/59
B8MY 6108-C	R.H. - .003" O/S - ⊕EDG-66104-F	4	383	58/59
B8MY 6109-C	L.H. - .003" O/S - ⊕EDG-66105-H	4	383	58/59
B8MY 6108-D	R.H. - .020" O/S - ⊕EDG-66104-C	4	383	58/59
B9MY 6109-D	L.H. - .020" O/S - ⊕EDG-66105-C	4	383	58/59
B8MY 6108-E	R.H. - .030" O/S - ⊕EDG-66104-D	4	383	58/59
B8MY 6109-E	L.H. - .030" O/S - ⊕EDG-66105-D	4	383	58/59
B8MY 6108-F	R.H. - .040" O/S - ⊕EDG-66104-E	4	383	58/59
B8MY 6109-F	L.H. - .040" O/S - ⊕EDG-66105-E	4	383	58/59
B8S 6108-AB	R.H. - .020" O/S - ⊕5750046	4	430	58
B8S 6108-BB	L.H. - .020" O/S - ⊕5750050	4	430	58
B8S 6108-AC	R.H. - .030" O/S - ⊕5750045	4	430	58
B8S 6108-BC	L.H. - .030" O/S - ⊕5750051	4	430	58
B8S 6108-AD	R.H. - .040" O/S - ⊕5750044	4	430	58
B8S 6108-BD	L.H. - .040" O/S - ⊕5750052	4	430	58
B9LE 6108-A	R.H. - standard - RED	4	430	58/59
B9LE 6109-A	L.H. - standard - RED	4	430	58/59
B9LE 6108-B	R.H. - standard - BLUE	4	430	58/59
B9LE 6109-B	L.H. - standard - BLUE	4	430	58/59
B9LE 6108-C	R.H. - .003" O/S	4	430	58/59
B9LE 6109-C	L.H. - .003" O/S	4	430	58/59
B9LE 6108-D	R.H. - .020" O/S	4	430	59
B9LE 6109-D	L.H. - .020" O/S	4	430	59
B9LE 6108-E	R.H. - .030" O/S	4	430	59
B9LE 6109-E	L.H. - .030" O/S	4	430	59
B9LE 6108-F	R.H. - .040" O/S	4	430	59
B9LE 6109-F	L.H. - .040" O/S	4	430	59
6135 PIN (PISTON)				
EAA 6135-B	Standard	8	312	56/59
EAA 6135-C	.001" O/S	8	312	56/59
EAA 6135-D	.002" O/S	8	312	56/59
B5QH 6135-A	Standard - ⊕EAM-6135-A	8	368	57
B5QH 6135-B	.001" O/S - ⊕EAM-6135-B	8	368	57
B5QH 6135-C	.002" O/S - ⊕EAM-6135-C	8	368	57
6140 RETAINER (PISTON PIN)				
B7Q 6140-A	⊕ECT-6140-B	16	312	59
ECT 6140-A		16	312, 368	56/58
6149 KIT (PISTON RING SET) CONSISTS OF THE NECESSARY RINGS TO RE-RING ONE ENGINE				
MGK 6149-A	Standard	1	312	56/59
MGK 6149-B	.020" O/S	1	312	56/59
MGK 6149-C	.030" O/S	1	312	56/59
MGK 6149-D	.040" O/S	1	312	56/59

CONTINUED ON NEXT PAGE

Engine

GROUP AND PART NUMBER	DESCRIPTION, SIZE, ETC.	NO. REQ'D	MODEL OR ENGINE CUBIC INCH DISPLACEMENT	YEAR 19__
6149 KIT (PISTON RING SET) CONSISTS OF THE NECESSARY RINGS TO RE-RING ONE ENGINE (CONTINUED)				
HGK 6149-A	Standard	1	368	57
HGK 6149-B	.020" O/S	1	368	57
HGK 6149-C	.030" O/S	1	368	57
HGK 6149-D	.040" O/S	1	368	57
HJK 6149-A	Standard	1	383, 430	58/59
HJK 6149-B	.020" O/S	1	383, 430	58/59
HJK 6149-C	.030" O/S	1	383, 430	58/59
HJK 6149-D	.040" O/S	1	383, 430	58/59
6200 ROD (CONNECTING)				
B6A 6200-B	⊕ECZ-6200-B	8	312	56/59
B5Q 6200-A	⊕EBJ-6200-A	8	368	57
B8S 6200-A	⊕5750737 ☆ 1958 - use on engines built after engine date code - 7AP ☆ 1959 - all	8	383☆, 430☆	58/59
EDG 6200-A	Use on engines built prior to engine date code - 7AP	8	383, 430	58
6207 BUSHING (CONNECTING ROD)				
EAA 6207-A		8	312, 368	56/59
6211 BEARING (CONNECTING ROD)				
B5T 6211-A	Standard - red size - ⊕EBV-6211-G	16	312	56/59
B5T 6211-B	Standard - blue size - ⊕EBV-6211-H	16	312	56/59
B4A 6211-AG	.002" U/S - ⊕5751482	16	312	56/59
B5T 6211-C	.010" U/S - ⊕EBV-6211-J	16	312	56/59
B5T 6211-D	.020" U/S - ⊕EBV-6211-K	16	312	56/59
B5T 6211-E	.030" U/S - ⊕EBV-6211-L	16	312	56/59
B5Q 6211-A	Standard - red size - selective fit with B5Q-6211-B - ⊕EAM-6211-K	16	368	57
B5Q 6211-B	Standard - blue size - selective fit with B5Q-6211-A - ⊕EAM-6211-L	16	368	57
B2T 6211-AG	.002" U/S - ⊕5751481	16	368	57
B5Q 6211-C	.010" U/S - ⊕EAM-6211-M	16	368	57
B5Q 6211-D	.020" U/S - ⊕EAM-6211-N	16	368	57
B5Q 6211-E	.030" U/S - ⊕EAM-6211-R	16	368	57
B5Q 6211-F	.040" U/S - ⊕EAM-6211-S	16	368	57
B8E 6211-AA	Standard - red size - ⊕EDF-6211-A	16	383, 430	58/59
B8E 6211-AB	Standard - blue size - ⊕EDF-6211-B	16	383, 430	58/59
B8S 6211-AG	.002" U/S - ⊕5751521	16	383, 430	58/59
B8S 6211-AC	.010" U/S - ⊕EDF-6211-C	16	383, 430	58/59
B8S 6211-AD	.020" U/S - ⊕EDF-6211-D	16	383, 430	58/59
B8S 6211-AE	.030" U/S - ⊕EDF-6211-E	16	383, 430	58/59
PB8M 6211-B	.040" U/S - ⊕5750691	16	383, 430	58/59
6212 NUT (CONNECTING ROD CAP)				
B4A 6212-A	3/8"-24 hex. - ⊕354128-S	(a) 16	312, 368, 383, 430	56/59
COME 6212-A	13/32"-24 hex.	16	383, 430	58/59
45218-S	Nut-pal-3/8"	16	a	
6214 BOLT (CONNECTING ROD)				
B6A 6214-A	3/8"-24 x 2-1/16" - ⊕ECZ-6214-A	16	312	56/57
B8E 6214-A	3/8"-24 x 2-1/16" - ⊕EDG-6214-A	16	312, 383☆, 430☆	58
	☆ Used for early 1958 production	16	312	59
B8A 6214-A	3/8"-24 x 2-1/8" - ⊕EDC-6214-A	16	368, 383, 430	57/59
COME 6214-A	13/32"-24 x 2"	16	383, 430	58/59

Engine

GROUP AND PART NUMBER	DESCRIPTION, SIZE, ETC.	NO. REQ'D	MODEL OR ENGINE CUBIC INCH DISPLACEMENT	YEAR 19__
6250 CAMSHAFT				
B8A 6250-C	Use with B6A-6262-A on 1956 - ⊕ECK-6250-D	1	312	56/59
ECU 6250-E		1	368	57
B9ME 6250-C		1	383, 430	58/59
6256 SPROCKET (CAMSHAFT)				
EAA 6256-A		(b) 1	312	56/59
EAD 6256-B		1	368	57
B8S 6256-A	Includes dowel pin - ⊕EDF-6254-A	(a) 1	383, 430	58/59
20406-S8	Bolt-hex. hd. -5/16"-18 x 1-1/8"	3	a	
20410-S8	Bolt-hex. hd. -7/16"-14 x 1-1/8"	1	b	
34808-S8	Washer-lock-7/16"	1	b	
6258 RING (CAMSHAFT SPROCKET LOCK)				
EAD 6258-A		1	368	57
B8E 6258-A	⊕EDG-6258-A	1	383, 430	58/59
6261 BEARING (CAMSHAFT)				
B4C 6261-A	Front - standard - reamed - used in No. 1 position - ⊕EBY-6261-E	1	312	56/59
B4C 6261-B	Front - .015" U/S - reamed - used in No. 1 position - ⊕EBY-6261-F	1	312	56/59
EAD 6261-C	Front and rear - standard - reamed	2	368	57
B8S 6261-AA	Front - standard - reamed - ⊕EDG-6261-A	1	383, 430	58/59
B8S 6261-AB	Front - .015" U/S - reamed - ⊕EDG-6261-B	1	383, 430	58/59
6262 BEARING (CAMSHAFT)				
B6A 6262-A	Center - standard - reamed - used in No. 3 position - ⊕ECG-6262-B	1	312	56/59
B6A 6262-B	Center - .015" U/S - reamed - used in No. 3 position - ⊕ECG-6262-C	1	312	56/59
B6Q 6262-A	Center and intermediates - standard - reamed - ⊕ECT-6262-B	3	368	57
B8S 6262-AA	Center - standard - reamed - ⊕EDG-6262-A	1	383, 430	58/59
B8S 6262-AB	Center - .015" U/S - reamed - ⊕EDG-6262-B	1	383, 430	58/59
6263 BEARING (CAMSHAFT)				
EBY 6263-B	Rear - standard - reamed - used in No. 2-4- 5 positions	3	312	56/59
EBY 6263-C	Rear - .015" U/S - reamed - used in No. 2-4- 5 positions	3	312	56/59
B8S 6263-AA	Rear - standard - reamed - ⊕EDG-6263-A	1	383, 430	58/59
B8S 6263-AB	Rear - .015" U/S - reamed - ⊕EDG-6263-B	1	383, 430	58/59
6265 SPACER (CAMSHAFT SPROCKET)				
EBU 6265-A		1	312	56/59
6266 PLUG (CAMSHAFT REAR BEARING)				
7HA 6266-A	Rear - 2.053" O. D.	1	312	56/59
372566-S	Rear - O/S - 2.102" O. D.	1	312	56/59
EAD 6266-A	Rear - 2-17/64" O. D.	1	368	57
372567-S	Rear - O/S - 2.19/64" maximum O. D.	1	368	57
359390-S	Rear - 2.576" O. D.	1	383, 430	58/59
372570-S	Rear - O/S - 2.605" O. D.	1	383, 430	58/59
6267 BEARING (CAMSHAFT)				
B8S 6267-AA	Front intermediate - standard - reamed - ⊕EDG-6267-A	1	383, 430	58/59
B8S 6267-AB	Front intermediate - .015" U/S - reamed - ⊕EDG-6267-B	1	383, 430	58/59

Engine

GROUP AND PART NUMBER	DESCRIPTION, SIZE, ETC.	NO. REQ'D	MODEL OR ENGINE CUBIC INCH DISPLACEMENT	YEAR 19__
6268 CHAIN (TIMING)				
EAA 6268-B		1	312	56/59
B4Q 6268-A	⊕EAD-6268-B	1	368	57
B8E 6268-A	⊕EDF-6268-A	1	383, 430	58/59
6269 PLATE (CAMSHAFT THRUST)				
EAA 6269-B		1	312	56/59
6270 BEARING (CAMSHAFT)				
B8S 6270-AA	Rear intermediate - standard - reamed - ⊕EDG-6270-A	1	383, 430	58/59
B8S 6270-AB	Rear intermediate - .015" U/S - reamed - ⊕EDG-6270-B	1	383, 430	58/59
6275 PISTON (CAMSHAFT THRUST)				
EAD 6275-B		1	368	57
6276 SPRING (CAMSHAFT THRUST PISTON)				
EAD 6276-B		1	368	57
6278 WASHER (CAMSHAFT SPROCKET)				
EAA 6278-B		1	312	56/59
6279 BOLT (CAMSHAFT SPROCKET)				
EAD 6279-A		3	368	57
6281 BUSHING (CAMSHAFT FUEL PUMP DRIVE ECCENTRIC)				
ECU 6281-A		1	368	57
6287 ECCENTRIC (CAMSHAFT FUEL PUMP DRIVE)				
B5A 6287-A	⊕ECG-6287-A	1	312	56/59
B8S 6287-A	⊕5750260	1	383, 430	58/59
6290 SPACER (CAMSHAFT FUEL PUMP ECCENTRIC)				
B7A 6290-A	⊕EDB-6292-A	1	312	56/59
6291 SPACER (CAMSHAFT FUEL PUMP DRIVE ECCENTRIC)				
B4A 6291-A	⊕EBU-6291-A	1	312	56/59
6303 CRANKSHAFT				
B6A 6303-C	⊕ECZ-6303-B	1	312	56/59
B7Q 6303-A	Steel - ⊕ECS-6303-A - use 370909-S key when replacing ECU-6303-B	1	368	57
EDF 6303-A	Iron	1	383	58/59
B8E 6303-A	Iron - ⊕EDJ-6303-A	1	430	58/59
6306 SPROCKET (CRANKSHAFT)				
B8A 6306-B	⊕ECG-6306-A	(a) 1	312	56/59
EAD 6306-A		(a) 1	368	57
B8E 6306-A	⊕EDF-6306-A	(a) 1	383, 430	58/59
358985-S	Key-woodruff-3/16"	1	a	
6310 SLINGER (CRANKSHAFT OIL)				
B6A 6310-B	⊕ECG-6310-A	1	312	56/59
B6Q 6310-B	⊕ECU-6310-A	1	368	57
B8S 6310-A	⊕EDG-6310-A	1	383, 430	58/59

Engine

GROUP AND PART NUMBER	DESCRIPTION, SIZE, ETC.	NO. REQ'D	MODEL OR ENGINE CUBIC INCH DISPLACEMENT	YEAR 19__
6312 PULLEY (POWER STEERING CRANKSHAFT)				
B5A 6312-E	Used with P/S - ⊕ECG-66319-A	1	312	56/57
B8A 6312-A	Used with P/S - less A/cond. - ⊕EDB-66319-A (a)	1	312	58/59
B8A 6312-D	Used with A/cond. and P/S with A/cond. -(a) also used with 50 and 60 amp. alternator - ⊕EDB-22919-A	1	312	58/59
20408-S7	Bolt-hex. hd. -3/8"-16 x 1-1/8"	2	a	
21063-S8	Bolt-hex. -9/16"-18 x 2"	1	a	
34807-S7	Washer-spring lock-3/8"	2	a	
34850-S7	Washer-lock-9/16"	1	a	
6316 DAMPER (CRANKSHAFT VIBRATION)				
B5A 6316-A	⊕ECG-6316-A	1	312	56
B5A 6316-B	Used with A/cond. - ⊕ECG-6316-B	1	312	56/57
B7A 6316-A	⊕ECG-6316-D (b)	1	312	57/59
ECU 6316-A	3 groove	1	368	57
B8S 6316-A	2 groove - ⊕EDG-6316-B (a)	1	383, 430	58/59
74151-S	Key-woodruff-1/4" x 7/8"	1	a, b	
354566-S8	Bolt-9/16"-18 x 1-1/2"-to attach vibration damper to crankshaft	1	b	
359915-S	Bolt-5/8"-18 x 1-3/4"-to attach vibration damper to crankshaft	1	a	
6331 BEARING (CRANKSHAFT MAIN) REAR				
EAM 6331-S	Standard - red size	2	368	57
EAM 6331-T	Standard - blue size	2	368	57
PB6L 6331-A	.002" U/S - with 9/16" rear main oil passage - ⊕5751484	2	368	57
EAM 6331-U	.010" U/S	2	368	57
EAM 6331-V	.020" U/S	2	368	57
EAM 6331-Y	.030" U/S (a)	2	368	57
EAM 6331-Z	.040" U/S (a)	2	368	57
43153-S	Bolt-hex. hd. -self locking-1/2"-12 x 3-1/4" main bearing cap to block	10	a	
6333 BEARING (CRANKSHAFT MAIN) FRONT - FRONT INTERMEDIATE, REAR & REAR INTERMEDIATE				
B6A 6333-A	Standard - red size - ⊕ECZ-6333-A	8	312	56/59
B6A 6333-B	Standard - blue size - ⊕ECZ-6333-B	8	312	56/59
B6A 6333-AG	.002" U/S - ⊕5751492	8	312	56/59
B6A 6333-C	.010" U/S - ⊕ECZ-6333-C	8	312	56/59
B6A 6333-D	.020" U/S - ⊕ECZ-6333-D	8	312	56/59
B6A 6333-E	.030" U/S - ⊕ECZ-6333-E	8	312	56/59
EAM 6333-G	Standard - red size (a)	6	368	57
EAM 6333-H	Standard - blue size (a)	6	368	57
PB7M 6333-A	.002" U/S - ⊕5751489 (a)	AR	368	57
EAM 6333-C	.010" U/S (a)	6	368	57
EAM 6333-D	.020" U/S (a)	6	368	57
EAM 6333-E	.030" U/S (a)	6	368	57
EAM 6333-F	.040" U/S (a)	6	368	57
B8E 6333-AA	Standard - red size - selective fit with B8E-6333-AB - ⊕EDF-6333-A	8	383, 430	58/59
B8E 6333-AB	Standard - blue size - selective fit with B8E-6333-AA - ⊕EDF-6333-B	8	383, 430	58/59
B8S 6333-AG	.002" U/S - ⊕5751523	8	383, 430	58/59
B8S 6333-AC	.010" U/S - ⊕EDF-6333-C	8	383, 430	58/59

CONTINUED ON NEXT PAGE

Engine

GROUP AND PART NUMBER	DESCRIPTION, SIZE, ETC.	NO. REQ'D	MODEL OR ENGINE CUBIC INCH DISPLACEMENT	YEAR 19__
6333 BEARING (CRANKSHAFT MAIN) FRONT - FRONT INTERMEDIATE, REAR & REAR INTERMEDIATE-CONTINUED				
B8S 6333-AD	.020" U/S - ⊕EDF-6333-D	8	383, 430	58/59
B8S 6333-AE	.030" U/S - ⊕EDF-6333-E	8	383, 430	58/59
43153-S	Bolt-hex. hd. -self locking-1/2"-12 x 3-1/4" - main bearing cap to block	10	a	
6335 RETAINER (CRANKSHAFT REAR SEAL)				
B6A 6335-A	⊕ECZ-6335-A	1	312	56/59
6336 SEAL (CRANKSHAFT REAR MAIN BEARING CAP)				
B4AZ 6336-B	Also serviced in 6008, 6013 and 6675 kit - ⊕EBU-6348-B, EB4A-6348-A	2	312	56/59
B8KY 6336-A	.025" O/S - ⊕5751453, HPB8E-6348-A	2	312	56/59
B6Q 6336-A	Also serviced in 6008, 6013 and 6675 kits - ⊕ECU-6336-A	2	368, 383, 430	57/59
PB8M 6336-A	.025 O/S - ⊕5751452	2	368, 383, 430	57/59
6337 BEARING (CRANKSHAFT MAIN) CENTER				
B6A 6337-A	Standard - red size - ⊕ECZ-6337-A	2	312	56/59
B6A 6337-B	Standard - blue size - ⊕ECZ-6337-B	2	312	56/59
B6A 6337-AG	.002" U/S - ⊕5751494	2	312	56/59
B6A 6337-C	.010" U/S - ⊕ECZ-6337-C	2	312	56/59
B6A 6337-D	.020" U/S - ⊕ECZ-6337-D	2	312	56/59
B6A 6337-E	.030" U/S - ⊕ECZ-6337-E	2	312	56/59
EAM 6337-G	Standard - red size	(a) 2	368	57
EAM 6337-H	Standard - blue size	(a) 2	368	57
PB7M 6337-A	.002" U/S - ⊕5751798	(a) 2	368	57
EAM 6337-E	.030" U/S	(a) 2	368	57
B5Q 6337-F	.040" U/S - ⊕EAM-6337-R	(a) 2	368	57
B8E 6337-AA	Standard - red size - selective fit with B8E-6337-AB - ⊕EDF-6337-A	2	383, 430	58/59
B8E 6337-AB	Standard - blue size - selective fit with B8E-6337-AA - ⊕EDF-6337-B	2	383, 430	58/59
B8S 6337-AG	.002" U/S - ⊕5751525	2	383, 430	58/59
B8S 6337-AC	.010" U/S - ⊕EDF-6337-C	2	383, 430	58/59
B8S 6337-AD	.020" U/S - ⊕EDF-6337-D	2	383, 430	58/59
B8S 6337-AE	.030" U/S - ⊕EDF-6337-E	2	383, 430	58/59
43153-S	Bolt-hex. hd. -self locking-1/2"-12 x 3-1/4" main bearing cap to block	10	a	
6345 BOLT (CRANKSHAFT MAIN BEARING CAP)				
B4A 6345-A	⊕EBU-6345-B	8	312	56
B9ME 6345-A	1/2"-13 x 3-1/4" - to attach all main bearing caps except rear use on engines built after 3-25-59	8	312	56 & 59
43103-S	1/2"-13 x 2-3/4"-to attach rear main bearing cap - use on engines built prior to 3-25-59	2	312	56/59
43105-S	1/2"-13 x 3" ☆ (2) to attach rear main bearing cap - use on engines built after 3-25-59 ☆ (8) to attach all main bearing caps except rear - use on engines built prior to 3-25-59	AR☆	312	56/59
374237-S	1/2"-13 x 3-15/16" - use with 351190-S washer when replacing EDF-6345-A - 1/2"-13 x 3-3/4" - bolt on early 1958 models	10	383, 430	58/59

Engine

GROUP AND PART NUMBER	TYPE	DESCRIPTION, SIZE, ETC.	NO. REQ'D	MODEL OR ENGINE CUBIC INCH DISPLACEMENT	YEAR 19__
6350 BOLT (CRANKSHAFT) REAR SEAL RETAINER					
B6A 6350-A		Also serviced in 6008 and 6675 kit - ⊕ECG-6350-A	2	312	56/59
6359 SPACER (CRANKSHAFT DAMPNER)					
B9SZ 6359-A		1-3/8" I. D. x 2-1/2" long - use without P/S - ⊕EDG-6359-C, EB8S-6317-A	1	383, 430	58/59
6366 COVER (FLYWHEEL HOUSING)					
B6A 6366-B	S/T	and O/drive - ⊕AG-6366-A	(a) 1	312, 368	56/59
MK 6366-B	S/T	and O/drive	1	383	58/59
20310-S8		Screw-hex. hd. -5/16"-18 x 1/2" flywheel housing cover to flywheel housing assy.	4	a	
34806-S7		Screw and washer assy. -hex. hd. -1/4"-20 x 1/2" flywheel housing assy.	2	a	
43260-S8		Screw and washer assy. -hex. hd. -1/4"-20 x 1/2" flywheel housing cover to engine assy.	2	a	
6A366 PLATE (FLYWHEEL REINFORCING)					
B7A 6383-A	A/T	.180" thick - ⊕ECG-66383-A	1	312	56/58
B9AZ 6A366-A	A/T	.060" thick - ⊕5751768, EB9A-6383-A	3	312	59
B7LY 6A366-A		.180" thick - ⊕ECU-66383-A	1	368	57
B9AZ 6A366-B	A/T	.060" thick - ⊕5751776, EB9A-6383-B	AR	383, 430	58/59
6375 FLYWHEEL					
EBY 6375-B	S/T	Includes starter ring gear 146 teeth	1	312	56
B7A 6375-A	A/T	Effective on engines built after 10-1-56 - ⊕ECG-6380-C - when used on engines built prior to 10-1-56 it is necessary to use B7A-6383-A	1	312	56/57
B8A 6375-D	A/T	Includes starter ring gear 148 teeth - ⊕5750317	1	312	58/59
ECZ 6375-A	S/T	and O/drive - includes starter ring gear 146 teeth	1	312, 368	57/59
ECU 6380-A	A/T		1	368	57
PB8M 6375-A	S/T	and O/drive - includes starter ring 153 teeth ⊕5750008	1	383	58/59
B8A 6375-B	A/T	Includes starter ring gear 153 teeth - ⊕EDJ-6375-B	1	383, 430	58/59
6378 WASHER (CRANKSHAFT DAMPER)					
372757-S		Damper to crankshaft - 37/64" I. D. x 1-3/4" O. D.	1	312	56/59
8EL 6378		1-1/2" x 21/32" x 1/4" damper crankshaft	1	368	57
B8A 6378-A		⊕EDC-6378-A	1	383, 430	58/59
6379 BOLT (FLYWHEEL TO CRANKSHAFT)					
EAA 6379-A	S/T	and O/drive - 7/16"-20 x .825"	6	312	56/59
370649-S	A/T	7/16"-20 x 11/16"	6	312	56/59
B8A 6379-A	S/T	and O/drive - 7/16"-20 x 61/64" - ⊕EDC-6379-A	6	383	58/59
B8A 6379-B	A/T	7/16"-20 x .745" - ⊕EDJ-6379-B	6	383, 430	58/59
6383 PLATE (FLYWHEEL REINFORCING)					
		See basic part number 6A366			
6384 GEAR (FLYWHEEL STARTING RING)					
EAA 6384-A	S/T	and O/drive - 146 teeth	1	312	56/59
B8A 6384-A	S/T	and O/drive - 153 teeth - ⊕EDC-6384-A	1	383	58/59

Engine

GROUP AND PART NUMBER	TYPE	DESCRIPTION, SIZE, ETC.	NO. REQ'D	MODEL OR ENGINE CUBIC INCH DISPLACEMENT	YEAR 19__
6392 HOUSING (FLYWHEEL)					
MC 6392-B	S/T	and O/drive	1	312	56
MK 6392-D	S/T	and O/drive	(a) 1	312	57/59
PB9M 6392-B	S/T	and O/drive - ⊕4848338	(a) 1	368, 383	57/59
20452-S8		Bolt-7/16"-14 x 2-3/8"-to attach flywheel housing to cylinder block	AR	a	
34808-S8		Washer-lock-7/16"	AR	a	
6397 DOWEL (CYLINDER BLOCK TO FLYWHEEL HOUSING)					
EAD 6397-A			2	368, 383, 430	57/59
6404 PLATE (ENGINE NAME) "TURNPIKE CRUISER"					
ECZ 6404-A		NS-used with 65A and 75A models - serviced in 6582 assy.	1	368	57
6436 SEAL (STARTER MOTOR TO FLYWHEEL HOUSING)					
B4A 6436-A		Also serviced in 6008 and 6013 kits - ⊕EBU-6436-B and ⊕EDF-6436-A	1	312, 368, 383, 430	56/59
6498 SEAL (VALVE PUSH ROD COVER VENTILATION TUBE)					
EDG 6498-A		Rounded ends - also refer to basic part number 6769	1	383, 430	58
6499 TUBE (VALVE PUSH ROD COVER VENTILATION) UPPER					
B8E 6499-A		⊕EDG-6499-A	1	383, 430	58/59
6500 TAPPET (VALVE LIFTER)					
EAA 6500-D		Solid	16	312	56/59
ECU 6500-A		Hydraulic	16	368	57
B9TE 6500-A		Solid	16	368	57
COAE 6500-A		Hydraulic - production using (4) alternates varying in body length and design but maintaining same specifications for extended and collapsed lengths	16	383, 430	58/59
6505 VALVE					
B6A 6505-A		Exhaust - standard - ⊕ECK-6505-A	8	312	56/59
B6A 6505-B		Exhaust - .003" O/S - ⊕ECK-6505-B	8	312	56/59
B6A 6505-C		Exhaust - .015" O/S - ⊕ECK-6505-C	8	312	56/59
B6A 6505-D		Exhaust - .030" O/S - ⊕ECK-6505-D	8	312	56/59
ECU 6505-A		Exhaust - standard	8	368	57
ECU 6505-B		Exhaust - .003" O/S	8	368	57
ECU 6505-C		Exhaust - .015" O/S	8	368	57
ECU 6505-D		Exhaust - .030" O/S	8	368	57
B8S 6505-AA		Exhaust - standard - ⊕EDG-6505-E	8	383, 430	58/59
B8S 6505-AB		Exhaust - .003" O/S - ⊕EDG-6505-F	8	383, 430	58/59
B8S 6505-AC		Exhaust - .015" O/S - ⊕EDG-6505-G	8	383, 430	58/59
B8S 6505-AD		Exhaust - .030" O/S - ⊕EDG-6505-H	8	383, 430	58/59
6A506 KIT (ROCKER ARM COVER GASKET & SEAL)					
B4AZ 6A506-A		Consists of the following - ⊕B4A-6585-A (2) B9AE-6584-B gasket (4) B9A-6570-A seal	1	312	56/59
B2TZ 6A506-A		Consists of the following - ⊕B2Q-6585-A (2) ECS-6584-A gasket (4) ECU-6570-A seal	1	368	57

Engine

GROUP AND PART NUMBER	DESCRIPTION, SIZE, ETC.	NO. REQ'D	MODEL OR ENGINE CUBIC INCH DISPLACEMENT	YEAR 19__
6507 VALVE				
B4A 6507-AA	Intake - standard - ⊕EBP-6507-N	8	312	56
B4A 6507-AB	Intake - .003" O/S - ⊕EBP-6507-U	8	312	56
B4A 6507-AC	Intake - .015" O/S - ⊕EBP-6507-S	8	312	56
B4A 6507-AD	Intake - .030" O/S - ⊕EBP-6507-T	8	312	56
B7A 6507-AA	Intake - standard - ⊕EDB-6507-G or H	8	312	57/59
B7A 6507-AB	Intake - .003" O/S - ⊕EDB-6507-L	8	312	57/59
B7A 6507-AC	Intake - .015" O/S - ⊕EDB-6507-J	8	312	57/59
B7A 6507-AD	Intake - .030" O/S - ⊕EDB-6507-K	8	312	57/59
EAD 6507-N	Intake - standard	8	368	57
EAD 6507-R	Intake - .003" O/S	8	368	57
EAD 6507-S	Intake - .015" O/S	8	368	57
EAD 6507-T	Intake - .030" O/S	8	368	57
EDG 6507-F	Intake - standard - 30° valve seat - for B8S-6049-A cylinder head - intake valve seat dia. 2.060"	8	383, 430	58
EDG 6507-H	Intake - .003" O/S - 30° valve seat - for B8S-6049-A cylinder head - intake valve seat dia. 2.060"	8	383, 430	58
EDG 6507-J	Intake - .015" O/S - 30° valve seat - for B8S-6049-A cylinder head - intake valve seat dia. 2.060"	8	383, 430	58
EDG 6507-K	Intake - .030" O/S - 30° valve seat - for B8S-6049-A cylinder head - intake valve seat dia. 2.060"	8	383, 430	58
B9S 6507-AA	Intake - standard - 45° valve seat - ⊕B9ME-6507-F or G	8	383, 430	58/59
B9ME 6507-N	Intake - .003" O/S - 45° valve seat - ⊕B9ME-6507-H	8	383, 430	58/59
B9S 6507-AC	Intake - .015" O/S - 45° valve seat - ⊕B9ME-6507-J	8	383, 430	58/59
B9S 6507-AD	Intake - .030" O/S - 45° valve seat - ⊕B9ME-6507-K	8	383, 430	58/59
EDJ 6507-F	Intake - standard - for PB8M-6049-B cylinder head - intake valve seat dia. 2.120"	8	430	58
EDJ 6507-H	Intake - .003" O/S - for PB8M-6049-B cylinder head - intake valve seat dia. 2.120"	8	430	58
EDJ 6507-J	Intake - .015" O/S - for PB8M-6049-B cylinder head - intake valve seat dia. 2.120"	8	430	58
EDJ 6507-K	Intake - .030" O/S - for PB8M-6049-B cylinder head - intake valve seat dia. 2.120"	8	430	58
6-6507 SNAP RING (TAPPET VALVE)				
EAD 66507-B	Wire	16	368	57
6513 SPRING (VALVE)				
B6A 6513-A	⊕ECG-6513-A	16	312	56/59
ECU 6513-A		16	368	57
B8S 6513-A	Maroon - ⊕5750053 Two piece design includes valve spring and valve damper spring ☆ Use with all camshaft except EDJ-6250-A for 1958	16	383, 430☆	58/59
PB8M 6513-B	Brown - use with EDJ-6250-A camshaft - ⊕5750054	16	430-4V	58

Engine

GROUP AND PART NUMBER	DESCRIPTION, SIZE, ETC.	NO. REQ'D	MODEL OR ENGINE CUBIC INCH DISPLACEMENT	YEAR 19__
6514 RETAINER (VALVE SPRING)				
B9A 6514-A	Use with B9A-6517-A sleeve only - ⊕EBP-6514-A	16	312	59
EBU 6514-B		16	312, 368	56/58
B8S 6514-A	⊕EDG-6514-B	16	383, 430	58/59
6515 SPACER (VALVE SPRING)				
B3Q 6515-A	.030" thick - ⊕EAD-66514-A	AR	312, 368	56/59
EDG 66514-A	1-9/32" I.D. x 1-11/16" O.D. x 1/32" thick	AR	383, 430	58
B8S 6515-A	.030" thick - ⊕5752206	AR	383, 430	59
6517 SLEEVE (VALVE SPRING RETAINER)				
B9A 6517-A	⊕EBP-6517-A	16	312	59
EBU 6517-B	Use with EBU-6514-B retainer only	16	312, 368	56/58
B8S 6517-A	⊕EDG-6517-C	16	383, 430	58/59
6518 KEY (VALVE SPRING RETAINER)				
7HA 6518	11/32" I.D. x 3/8" long	32	312, 368	56/59
B8A 6518-A	⊕EDC-6518-B	32	383, 430	58/59
6519 COVER (VALVE PUSH ROD)				
B6A 6519-A	⊕ECG-6519-C	1	312	56/58
COAE 6519-B	Use with B8S-6766-A - oil filler cap (b)	1	312	59
B6Q 6519-A	⊕ECU-6519-A	1	368	57
COME 6519-B	(a)	1	383, 430	58/59
44724-S8	Washer-flat-5/16"	2	b	
45582-S8	Bolt-5/16"-18 x 4-1/2" cover to cylinder block	2	b	
358998-S	Grommet-5/16" I.D. -neoprene	1	a	
371065-S	Bolt-hex. washer hd.lock-5/16"-18 x 5/8"	16	a	
6521 GASKET (VALVE PUSH ROD COVER)				
B6A 6521-A	⊕ECG-6521-A	1	312	56/59
COAE 6521-A	Also serviced in 6014 kit	1	312	59
B9T 6521-A	Also serviced in 6008 and 6079 kit - ⊕ECS-6521-A	1	368	57
B9ME 6521-A	Also serviced in 6008, 6014 and 6079 kit	1	383, 430	58
B9JE 6521-A	Use for export vehicles with low octane fuel adaptor kit only	1	383, 430	58/59
COME 6521-A	Also serviced in 6014 kit	1	383, 430	59
6524 BAFFLE (VALVE SPRING OIL)				
EAD 6524-C		8	368	57
6-6530 ARM (VALVE ROCKER)				
	See basic part number 6564			
6531 SUPPORT (VALVE ROCKER ARM SHAFT)				
EBU 6531-A	(b)	8	312	56/59
B4Q 6531-A	⊕EAD-6531-B	8	368	57
B8E 6531-A	⊕EDF-6531-A (a)	8	383, 430	58/59
21250-S	Bolt-5/16"-18 x 2-1/4"-supports to cylinder head	12	b	
33798-S7-8	Nut-5/16"-24-supports to cylinder head	4	b	
34806-S7	Washer-lock-5/16"	16	b	
34807-S7	Washer-external tooth-3/8"-rocker arm supports to heads	8	a	
44722-S8	Washer-flat-5/16"	12	b	

CONTINUED ON NEXT PAGE

Engine

GROUP AND PART NUMBER	DESCRIPTION, SIZE, ETC.	NO. REQ'D	MODEL OR ENGINE CUBIC INCH DISPLACEMENT	YEAR 19__
6531 SUPPORT (VALVE ROCKER ARM SHAFT) CONTINUED				
44726-S	Washer-flat-3/8"-rocker arm supports to heads	8	a	
358897-S	Stud-5/16"-18-24 x 3-7/8"-supports to cylinder head	4	b	
371037-S	Bolt-hex. hd. -3/8"-16 x 2-29/32"-rocker arm supports to heads	8	a	
6549 SCREW (VALVE ROCKER ARM ADJUSTING)				
B6A 6549-A	7/16"-20 with ball end - used prior to 5-15-56 - on domestic and export vehicles - ⊕ECG-6549-A	16	312	56
B6A 6549-C	⊕ECG-6549-B	16	312, 368	56/59
6552 NUT (VALVE ADJUSTING)				
EAA 6552-A	7/16"-20 - hex. - use for domestic and export vehicles	16	312	56
6563 SHAFT (VALVE ROCKER ARM)				
EAN 6563-A		2	312	56/59
B4Q 6563-A	⊕EAD-6563-C	2	368	57
B8S 6563-A	⊕EDG-6563-B (a)	2	383, 430	58/59
72035-S	Pin-cotter	4	a	
6564 ARM (VALVE ROCKER)				
COAZ 6564-A	Includes adjusting screw - ⊕COAE-6529-A	16	312	56/59
B7LY 6564-A	R.H. - includes adjusting screw- ⊕ECU-6529-B	8	368	57
ECU 66530-B	L.H.	8	368	57
B8A 6564-C	⊕5751440-3	16	383, 430	58/59
6565 ROD (VALVE PUSH)				
COAE 6565-D		16	312	56/59
B7A 6565-B	Use for export with low octane fuel adaptor kit only	16	312	57/59
ECU 6565-B		16	368	57
B8S 6565-BA	Use for export with low octane fuel adaptor kit only	16	383, 430	58/59
B8S 6565-AA	Standard - ⊕EDG-6565-C	16	383, 430	58/59
B8S 6565-AB	.060" U/S - ⊕5750272	16	383, 430	58/59
PB8M 6565-C	.060" O/S - ⊕5752222	16	383, 430	58/59
6570 SEAL (VALVE ROCKER ARM COVER STUD)				
B9A 6570-A	1" O.D. x 21/64" I.D. - also serviced in 6014 and 6585 kits - ⊕ECU-6570-A	4	312	59
6570 SEAL (VALVE ROCKER ARM COVER STUD & POWER STEERING OIL RESERVOIR COVER)				
B4A 6570-A	1" O.D. x 21/64" I.D. - also (1) as power steering reservoir cover bolt seal for 1957 and 1958 with dealer installed power steering- also serviced in 6008 and 6079 kits - ⊕EBU-6570-A	4	312, 368	56/58
6570 SEAL (VALVE PUSH ROD COVER STUD)				
B9A 6570-A	⊕ECU-6570-A	4	312	59

Engine

GROUP AND PART NUMBER	DESCRIPTION, SIZE, ETC.	NO. REQ'D	MODEL OR ENGINE CUBIC INCH DISPLACEMENT	YEAR 19__
6571 SEAL (VALVE STEM)				
B5A 6571-A	Also serviced in 6008, 6014 and 6079 kits - ⊕ECG-6571-A	16	312	56/59
ECU 6571-A	Also serviced in 6008 and 6079 kits	16	368	57
B8S 6571-A	13/16" high - intake valves - also serviced in 6008, 6014 and 6079 kits - ⊕EDG-6571-A	8	383, 430	58/59
B8S 6571-B	17/32" high - exhaust valves - also serviced in 6008, 6014 and 6079 kits - ⊕5752149	8	383, 430	58/59
6572 PLUG (VALVE ROCKER ARMSHAFT)				
EAA 6572-A		4	312, 368, 383, 430	56/59
6575 BRACKET OR STIFFENER (VALVE ROCKER ARM SUPPORT & OIL OUTLET TUBE)				
EBU 6575-A		2	312	56/59
B4Q 6573-A	⊕EAD-6575-B	8	368	57
6581 TUBE (VALVE ROCKER ARM SHAFT OIL OUTLET)				
B4Q 6581-A	⊕EAD-6581-B	2	368	57
6582 COVER (VALVE ROCKER ARM)				
B9ME 6583-B	☆ All models except 65A and 75A in 1957	2	312☆	56/58
ECZ 6582-J	R. H. - models 65A and 75A	1	312	57
PB4M 6582-A	Turquoise - ⊕5751799 (c)	2	312	59
ECU 6582-C	R. H. - painted red	1	368	57
ECZ 6582-C	L. H. - painted red	1	368	57
B9ME 6582-B	Turquoise - used in place of gold for (a) 430-4V and red for 383-4V C.I.D. engines - FEU-12297-B spark plug wire used with this cover	2	383, 430-4V	58/59
PB8M 6582-C	Plated - also use FEU-12297-B - (a) ⊕5750847	2	430-6V	58
354054-S8	Washer-flat-5/16"	4	c	
354577-S13	Nut-hex. -5/16"-24-to attach cover valve rocker arm to cylinder heads	4	c	
371065-S	Bolt-5/16"-18 x 5/8"-to attach cover valve rocker arm to cylinder heads	12	a	
6584 GASKET (VALVE ROCKER ARM COVER)				
B5A 6584-A	Also serviced in 6008 and 6079 kits - ⊕ECG-6584-A	2	312	56/58
B9AE 6584-B	NS-serviced in 6014 and 6585 kits only	2	312	59
ECS 6584-A	Also serviced in 6008 and 6079 kits	2	368	57
B8E 6584-A	Also serviced in 6008 and 6079 kits - ⊕EDG-6584-A	2	383, 430	58
B9ME 6584-C	Also serviced in 6014 kit	2	383, 430	59
6587 SPRING (VALVE ROCKER ARM LOCATING)				
B6A 6587-A	⊕ECG-6587-A	6	312, 368	56/59
B8A 6587-B	⊕EDC-6587-B	6	383, 430	58/59
6588 TUBE (VALVE ROCKER ARM SHAFT OIL OUTLET)				
B5A 6588-A	⊕ECG-6588-A	2	312	56/59
6589 GROMMET (VALVE PUSH ROD COVER STUD)				
EAA 6589-B	Rubber - 1/32" I.D. x 27/32" O.D. x 1/4" wide ☆ Also (1) used for P/S oil reservoir cover - also serviced in 6014 kit	2	312☆, 368	56/58

Engine

GROUP AND PART NUMBER	DESCRIPTION, SIZE, ETC.	NO. REQ'D	MODEL OR ENGINE CUBIC INCH DISPLACEMENT	YEAR 19__
6590 WASHER (VALVE ROCKER ARM SHAFT)				
EAA 6590-A		8	312, 368	56/59
B8A 6590-A	⊕EDC-6590-A	8	383, 430	58/59
6598 WASHER (VALVE ROCKER ARM SHAFT SPRING)				
EAA 6598-A		4	312, 368	56/59
B8A 6598-A	7/8" I. D. x 1-3/16" O. D. - ⊕EDC-6598-B	4	383, 430	58/59
6600 PUMP (OIL)				
B9AE 6600-E	Used with hex type intermediate shaft - (b) service package includes - (1) B6Q-6659-A gasket - ⊕EBJ-6659-B (1) B4A-6698-A gasket - ⊕EAD-6668-B	1	312	59
B9TE 6600-A	Used with hex. type intermediate shaft (a)	1	312, 368	56/58
B8A 6600-B	Use without attached vacuum pump - ⊕5750842	1	383, 430	58
B9S 6600-A	Use with vacuum attachment - ⊕EDG-6600-A	1	383, 430	58
B9AE 6600-C	Service package includes - (c) ☆ (1) B8A-6659-A gasket (1) B8A-6626-A gasket ☆ Used with 332, 352, 361 C. I. D. engines - use B9ME-6659-A for 383, 430 C. I. D. engines	1	383, 430	59
34805-S8	Lockwasher - 1/4"	3	a	
39894-S	Bolt-hex. hd. -1/4"-20 x 5/8"	3	a	
43519-S8	Bolt-3/8"-16 x 1-1/8"-to attach oil pump to cylinder block	2	c	
354727-S7	Screw and washer assy. -5/16"-18 x 1-3/8"- oil pump to cylinder block	3	b	
6600 KIT (OIL PUMP GASKET)				
MEK 6600-B	Consists of the following - gear oil pump (1) EAD-6619-A gasket (1) B4A-6648-A gasket (1) B4A-6659-A gasket (1) 8EL-6669-A gasket (1) B4A-6698-A seal	1	312	56
MHK 6600-A	Consists of the following - rotor oil pump (1) B6Q-6619-A gasket-⊕COAE-6619-A (1) B6Q-6659-A gasket-⊕EBJ-6659-B (1) 8EL-6669 gasket (1) B4A-6698-A seal-⊕EBY-66642-A	1	312	56/59
MHK 6600-B	Consists of the following - (1) EBJ-6619-A gasket (1) EBJ-6659-B gasket (1) EAD-6668-B ferrule (1) 8EL-6669 gasket	1	368	57
6603 BODY (OIL PUMP)				
EDG 6603-C	NS-Serviced in 6600 assembly only	1	383, 430	58/59
6608 ROTOR & SHAFT (OIL PUMP DRIVE)				
B6Q 6608-A	Rotor oil pump - ⊕EBJ-6608-A	1	312, 368	56/59
B8A 6608-A	Used when not equipped with vacuum pump - ⊕EDC-6608-A or 5752541	1	383, 430	58/59
6608 GEAR (OIL PUMP DRIVE)				
B5Q 6608-A	⊕EAM-6608-B	1	312	56

Engine

GROUP AND PART NUMBER	DESCRIPTION, SIZE, ETC.	NO. REQ'D	MODEL OR ENGINE CUBIC INCH DISPLACEMENT	YEAR 19__
6610 GEAR (OIL PUMP DRIVEN)				
EAD 6610-A		1	312	56
6615 SCREEN COVER & INLET TUBE (OIL PUMP)				
B4A 6615-A	Gear oil pump - ⊕EBU-6615-B	1	312	56
B7A 6615-B	Rotor oil pump - ⊕EDB-6615-A	1	312	56/58
6616 COVER (OIL PUMP)				
B9TE 6616-A	Used with rotor type oil pump (a)	1	312	59
B6Q 6616-C	Used with rotor type oil pump - ⊕EBJ-6616-C (a)	1	312, 368	56/58
B8A 6616-C	Not required with oil and vacuum pump - ⊕5750843 (a)	1	383, 430	58/59
34805-S8	Lockwasher-1/4"	4	a	
39894-S	Bolt-hex. hd. -1/4"-20 x 5/8"	4	a	
6616 PLATE (VACUUM PUMP LOCK)				
B8S 6616-A	Partly curved - ⊕5750179 (a)	1	383, 430	58
B8S 6616-B	Flat - ⊕5750585 (a)	1	383, 430	58
358511-S	Screw and lockwasher-hex. hd. -1/4"-20 x 2-1/2"	4	a	
6A616 PLUG (OIL PUMP RELIEF VALVE)				
COAE 6A616-A	Cup - expansion - .560" dia. to .568" dia. x .361" width	1	383, 430	58/59
370724-S	Plug-cup-expansion-.554" dia. to .574" dia. x .196" width	1	383, 430	58/59
6A618 SHAFT (OIL PUMP INTERMEDIATE)				
B5A 6627-B	⊕ECG-66627-B	1	312	56/58
B9A 6A618-A	⊕B9AE-66627-A	1	312	59
B9T 6A618-A	⊕B9TE-66627-A	1	368	57
B9SZ 6A618-A	1/4" hex. x 11-1/16" long - includes retainer ring - used with oil and vacuum pump - ⊕5751676 or ⊕5752541, ⊕B8S-6627-A	1	383, 430	58
B8MY 6A618-A	1/4" hex. x 8-29/32" long - includes retainer ring - for use on pumps without vacuum attachment - ⊕EDG-66627-A	1	383, 430	58/59
6619 GASKET (OIL PUMP COVER)				
B6Q 6619-A	Used with rotor type oil pump - also serviced in 6008 and 6600 kits - ⊕COAE-6619-A	1	312,368	56/59
6622 SCREEN & COVER (OIL PUMP)				
B9AE 6622-D		(c) 1	312	59
ECU 6622-C		1	368	57
COME 6622-A		(a) 1	383, 430	58
B9ME 6622-C		(b) 1	383, 430	59
20310-S8	Bolt-hex. hd. -5/16"-18 x 1/2"-to attach screen and cover assy. to oil pump	2	b	
20346-S	Bolt-hex. hd. -5/16"-18 x 3/4"	2	a	
34806-S	Lockwasher-5/16"	2	a	
34941-S7	Washer-external tooth-5/16"-used with 20310-S8 bolt	2	b	
354361-S	Nut-7/8"-16-oil pump screen and cover to oil pan	1	c	

Engine

GROUP AND PART NUMBER	DESCRIPTION, SIZE, ETC.	NO. REQ'D	MODEL OR ENGINE CUBIC INCH DISPLACEMENT	YEAR 19__
6623 SCREEN (OIL PUMP)				
41A 6623-A	Used on engines built prior to 1-15-59 with B9A-6615-A (⊕5752087) screen - cover and inlet tube	1	312	56
	Used on 368 C.I.D. engines built prior to 5-13-57	1	368	58/59
				57
6625 GASKET (OIL PUMP INLET TUBE FLANGE)				
B4A 6625-A	⊕EAD-6625-C	1	368	57
6626 GASKET (OIL PAN INLET TUBE FITTING)				
B4A 6626-B	Also serviced in 6008, 6013 and 6675 kits - ⊕EBU-66631-A	1	312	56/59
B8A 6626-A	Pump cover to inlet tube flange - (1) 5/8" dia. - center hole and (2) 11/32" dia. holes - 1-19/32" apart - also serviced in 6013 kit - Also (1) included in B9AE-6600-C service package - ⊕EDC-6626-A	1	383, 430	58/59
6627 SHAFT (OIL PUMP INTERMEDIATE)				
	See basic part number 6A618			
6628 SPRING (OIL PUMP SCREEN)				
EAD 6628-A	5-5/16" approx. - o/all length - 3/32" steel wire Used on models built prior to 1-15-59 with B9A-6615-A (⊕5752087) screen, cover and inlet tube	1	312, 368	56/59
6629 RING (OIL PUMP INTERMEDIATE SHAFT RETAINER)				
B5A 6629-A	⊕ECG-66628-B	1	312, 368	56/59
B8A 6629-A	⊕EDC-66628-A	1	383, 430	58/59
6-6634 TUBE (VACUUM PUMP TO BLOCK)				
EDG 66634-A	Tubing - 3/8" O.D. x 7-51/64" o/all length - with (2) inverted nuts (a)	1	383, 430	58
87375-S	Elbow 90° -1/4"-1/8"-7/16"-24-inverted flared tube fitting - attach vacuum pump to block tube assy. to vacuum pump assy.	1	a	
87965-S	Connector-5/16"-1/4" x 1/2"-20 inverted flared tube fitting - attach vacuum pump tube assy. to cylinder block	1	a	
87974-S	Connector-3/8"-1/4" x 5/8"-18-attach vacuum pump tube assy. to cylinder block	1	a	
6A636 GASKET (OIL FILTER ADAPTOR TO CYLINDER BLOCK)				
EAA 6838-A	Also used as filter mounting gasket for 1956-57-58 - also serviced in 6013, 6731 and 6882 kits	1	312	59
B9SZ 6A636-A	Also serviced in 6013 kit - fibre - ⊕5750028, EB8S-6838-A	1	383, 430	58/59
6639 TUBE (OIL PAN TO OIL PUMP)				
PB7M 6639-A	⊕ED-ECV-6639-A	1	368	57
6643 SEAL (OIL PUMP INLET TUBE)				
B4A 6643-A	⊕EAD-66643-C	1	368	57

Engine

GROUP AND PART NUMBER	DESCRIPTION, SIZE, ETC.	NO. REQ'D	MODEL OR ENGINE CUBIC INCH DISPLACEMENT	YEAR 19__
6648 GASKET (OIL PAN TO OIL PUMP TUBE FLANGE)				
B4A 6648-A	⊕EAD-6648-C	1	368	57
6659 GASKET (OIL PUMP TO BLOCK)				
B4A 6659-A	Gear oil pump - also used in 6600 kit - ⊕EBU-6659-A	1	312	56
B6Q 6659-A	Used with rotor type oil pump - also serviced in 6008, 6013 kits and 6600 assy. - ⊕EBJ-6659-B	1	312, 368	56/59
B9ME 6659-A	Also serviced in 6013 kit	1	383, 430	58/59
6666 NUT (OIL RELIEF VALVE)				
EAA 6666-A		1	312, 368	56/59
6669 GASKET (OIL PUMP RELIEF VALVE)				
8EL 6669	41/64" I.D. x 7/8" O.D. x 3/64" thick - also serviced in 6008 and 6600 kits	1	312, 368	56/59
6A669 BAFFLE (VALVE PUSH ROD VENTILATION)				
B8MY 6A669-A	⊕ED-EDG-66791-A, EB8MY-66791-A (a)	1	383, 430	58/59
370722-S	Screw-No. 4 x 1/4"-grooved-to attach ventilation baffle to cylinder block	3	a	
6670 SPRING (OIL PUMP RELIEF VALVE)				
EBU 6670-A	Gear oil pump	1	312	56
B6Q 6670-B	Used with rotor type oil pump - ⊕ECG-6670-A	1	312, 368	56/59
B8A 6670-A	(14) coils - .468" O.D. x 1.89" free length - ⊕EDC-6670-B	1	383, 430	58/59
B9AE 6670-A	(20) coils - approximate free length 2.34" - .468 O.D.	1	383, 430	59
6672 PLUG (OIL PUMP RELIEF VALVE)				
370724-S	Cup type expansion	1	383, 430	58
6673 NUT (OIL PAN TO OIL PUMP TUBE)				
EAD 6673-A	Compression - 1"-18	1	312, 368	56/59
6674 PLUNGER (OIL PUMP RELIEF VALVE)				
EAD 6674-B	1/2" O.D. max. x 15/16" long - gear oil pump	1	312	56
B9AE 6674-C	.493" O.D. x 1.91" long - used with rotor type oil pump	1	312, 368	56/59
B8A 6674-A	1/2" O.D. x 1-37/64" long with 1/4" dia. hole - ⊕EDC-6674-C	1	383, 430	58
B9AE 6674-A	.493" O.D. x 1.55" long	1	383, 430	59
6675 PAN (OIL)				
B9A 6675-A	⊕5752083 (b)	1	312	56/59
ECU 6675-A		1	368	57
B8S 6675-B	⊕EDJ-6675-A	1	383, 430	58
B9ME 6675-A		1	383, 430	59
20326-S7	Bolt-lockwasher hex. hd. -5/16"-18 x 5/8"- to attach oil pan to cylinder block and cylinder front cover	AR	a, b	
33798-S8	Nut-5/16"-24-oil pan to countershaft rear seal retainer	2	b	
34806-S7	Lockwasher-5/16"	2	b	
88351-S8	Stud-5/16"-18-24 x 7/8"-oil pan to rear bearing oil seal retainer	2	b	

Engine

GROUP AND PART NUMBER	TYPE	DESCRIPTION, SIZE, ETC.	NO. REQ'D	MODEL OR ENGINE CUBIC INCH DISPLACEMENT	YEAR 19_____
6675 KIT (ENGINE GASKET LOWER)					
MGK 6675-A		Consists of the following - (2) B4A-6348-A seal (1) B4A-6626-B gasket (1) B4A-6698-A seal ☆(2) B4A-6701-A seal (2) B4Q-6701-A seal (1) B6A-6710-A gasket (1) EBU-6734-A gasket (1) B5A-9417-A gasket ☆ Not used	1	312	56
MHK 6675-A		Consists of the following - (2) B4A-6348-A seal (1) B4A-6626-B gasket (1) B4A-6698-A seal (2) B4Q-6701-A seal (1) B6A-6710-A gasket (1) EBP-6734-A gasket (1) B5A-9417-A gasket	1	312	57
MHK 6675-B		Consists of the following - (2) B6Q-6336-A seal (1) LE-6411-A seal (1) EAD-6625-C gasket (1) EAD-6648-C gasket (1) EAD-6668-B ferrule (2) EAD-6701-B seal (1) B6Q-6710-A gasket (1) EBU-6734-A gasket (1) ECG-9417-A gasket (1) EAD-66643-C seal	1	368	57
MJK 6675-A		Consists of the following - (2) B6Q-6336-A seal (2) EDF-6701-A seal (1) EDF-6710-A gasket (1) EBP-6734-A gasket (1) ECG-9417-A gasket	1	383, 430	58
6677 COVER (STARTER PINION)					
AE 6677-A	S/T	and O/drive	1	312, 383	56/58
	S/T		1	312	59
6698 SEAL (OIL PAN TO OIL PUMP TUBE)					
B4A 6698-A		Also serviced in 6013 and 6675 kits - also (1) included in B9AE-6600-E service package - ⊕EAD-6668-B	1	312, 368	56/59
6700 SEAL (CRANKSHAFT FRONT OIL)					
B9TE 6700-A		1-53/64" I.D. x 2-9/16" O.D. x 5/16" thick - also serviced in 6008 and 6013 kits - not used with crankshaft driven P/S pump	1	312, 368, 383, 430	56/59

Engine

GROUP AND PART NUMBER	DESCRIPTION, SIZE, ETC.	NO. REQ'D	MODEL OR ENGINE CUBIC INCH DISPLACEMENT	YEAR 19__
6701 SEAL (CRANKSHAFT REAR OIL)				
B4Q 6701-A	Also serviced in 6013 kit - (1) used as upper - (1) used as lower - ⊕EAD-6701-B	2	312, 368	56/57
B8E 6701-A	6" long x .42" wide x .20" thick - also serviced in 6008, 6013 and 6675 kits - (1) used as upper and (1) used as lower - ⊕EDF-6701-A	2	383, 430	58/59
6710 GASKET (OIL PAN)				
B6A 6710-A	Also serviced in 6675 kit - ⊕ECG-6710-A	1	312	56/58
COAE 6710-B	Also serviced in 6013 kit	1	312	59
B9T 6710-A	⊕ECS-6710-A	1	368	57
B8E 6710-A	Also serviced in 6008, 6013 and 6675 kits - ⊕EDF-6710-A	1	383, 430	58
COME 6710-A	Also serviced in 6013 kit	1	383, 430	59
6713 PUMP-VACUUM (OIL & VACUUM PUMP)				
EDG 6713-A	Not required on cars equipped with electric windshield wipers	1	383, 430	58
PB8M 17150-A		1	383, 430	58
6714 KIT (OIL FILTER DISPOSABLE TYPE)				
B9AE 6714-B	Consists of the following - (1) B9LE-6714-A oil filter assembly - may be used to replace element type when used with 6882 kit on 1956-57 models	1	312, 368, 383, 430	56/59
6-6728 SHIELD (ENGINE SPLASH)				
MG 66728-B		1	All	57
6730 PLUG (OIL PAN DRAIN)				
EBU 6730-A		1	312	56
B7A 6730-A	⊕EBP-6730-A	1	312, 368, 383, 430	57/59
6731 KIT (OIL FILTER ELEMENT & GASKET)				
B2MY 6731-A	Element type - consists of the following - (1) EAA-6744-A element (1) EAA-6746-A gasket (1) EAA-6749-A gasket (1) EAA-6838-A gasket	1	312, 368	56/57
6734 GASKET (OIL PAN DRAIN)				
86H 6734-A	Also serviced in 6008 kit	1	312	56
EBP 6734-A	Also serviced in 6008, 6013 and 6675 kits	1	312, 368, 383, 430	57/59
6737 COVER (OIL FILTER)				
EAA 6737-B	Used with element type oil filter	1	312, 368	56/57
6741 BOLT & VALVE (OIL FILTER CENTER)				
B2A 6741-A	Used with element type oil filter - ⊕EAA-66741-C	1	312, 368	56/57
6744 ELEMENT (OIL FILTER)				
EAA 6744-A	NS-serviced in 6731 kit	1	312, 368	56/57

Engine

GROUP AND PART NUMBER	DESCRIPTION, SIZE, ETC.	NO. REQ'D	MODEL OR ENGINE CUBIC INCH DISPLACEMENT	YEAR 19__
6746 GASKET (OIL FILTER ELEMENT)				
EAA 6746-A	NS-used with element type oil filter - serviced in 6731 kit	1	312, 368	56/57
6749 GASKET OIL FILTER (CENTER BOLT TO COVER)				
EAA 6749-A	Used with element type oil filter - also serviced in 6731 kit	1	312, 368	56/57
6750 INDICATOR (OIL LEVEL)				
B5A 6750-A	⊕EBU-6750-C	1	312	56
B6A 6750-A	Used with A/cond. - ⊕EBU-6750-D	1	312	56
ECZ 6750-G	Used with A/cond. - also used for 65 and 75 models in place of ECZ-6750-F - painted red	1	312	57
ECZ 6750-C	For service in 1957 models less A/cond. and 65A and 75A in place of ECZ-6750-H - painted red	1	312	57/58
B9A 6750-B	⊕5752172	1	312	59
ECU 6750-A		1	368	57
ECU 6750-G	Used with A/cond.	1	368	57
PB8M 6750-A	Use with PB8M-6754-A tube when replacing EDF-6750-A on early models - ⊕5750573	1	383, 430	58
PB9M 6750-B	⊕5752243	1	383, 430	59
6751 DIAPHRAGM (OIL FILTER)				
B4A 6751-B	Used with element type oil filter - ⊕EBU-66751-B	1	312, 368	56/57
6754 TUBE (OIL LEVEL INDICATOR)				
EBU 6754-C	Used with A/cond.	1	312	56
B5A 6754-A	⊕EBU-6754-D	(a) 1	312	56/59
ECZ 6754-B	Used with A/cond.	(a) 1	312	57
EAD 6754-A		(a) 1	368	57
ECU 6754-A	Used with A/cond.	(a) 1	368	57
EDF 6754-A		1	383, 430	58
PB8M 6754-A	Use with PB8M-6750-A indicator when replacing EDF-6754-A on 1958 models - ⊕5750574	1	383, 430	58/59
20310-S8	Screw-hex. hd. -5/16"-18 x 1/2"- oil level indicator	1	a	
34806-S7	Lockwasher-5/16"-oil level indicator	1	a	
6758 TUBE & ADAPTOR (CRANKCASE VENTILATION)				
EAD 6758-B		1	312	56/58
B7A 6758-B	⊕ECG-6758-A	1	312	59
ECU 6758-A		1	368	57
6759 TUBE ASSEMBLY (CRANKCASE VENTILATION)				
B8E 6759-A	⊕EDG-6759-A	1	383, 430	58
B9S 6759-A	⊕5752380	1	383, 430	59
6763 PIPE (OIL FILLER)				
EDF 6763-A		(a) 1	383, 430	58/59
20408-S	Bolt-hex. hd. -3/8"-16 x 1-1/8"	1	a	
34807-S8	Washer-lock-3/8"	1	a	

Engine

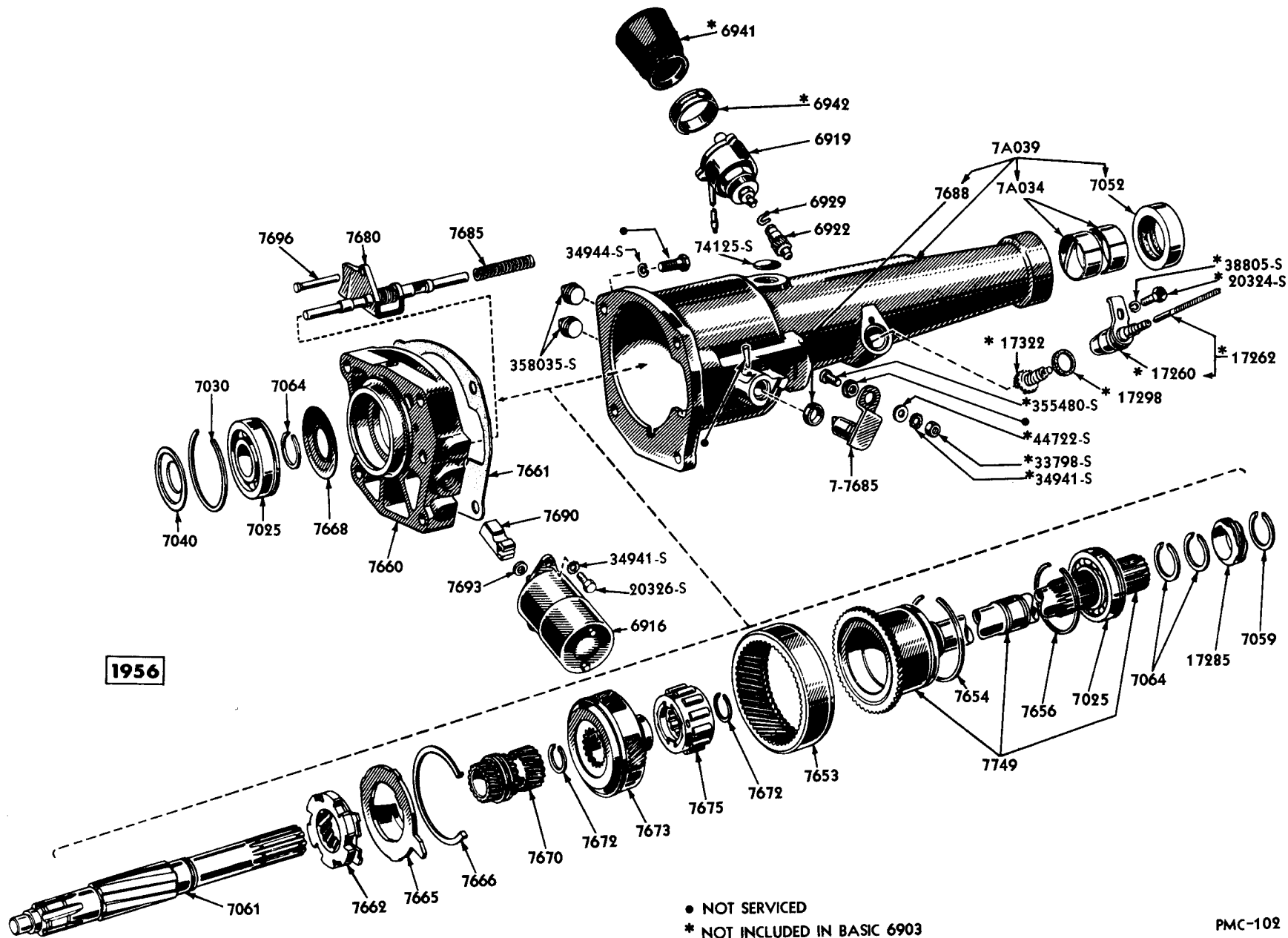
GROUP AND PART NUMBER	DESCRIPTION, SIZE, ETC.	NO. REQ'D	MODEL OR ENGINE CUBIC INCH DISPLACEMENT	YEAR 19__
6766 CAP (OIL FILLER)				
EAD 6766-B		1	312	56
B6A 6766-A	⊕ECG-6766-A	1	312	57/58
B8S 6766-A	Painted black - ⊕5752053	1	383, 430	58
		1	312, 383, 430	59
ECU 6766-C	Red	1	368	57
B8QH 6766-A	Used in areas where extremely dusty and/or sandy conditions prevail - ⊕5751242	1	383, 430	58/59
6767 CAP (CRANKCASE BREATHER)				
B6Q 6767-A	Painted black - ⊕ECT-66766-A	1	368	57
6768 ELEMENT (OIL FILLER CAP FILTERING)				
B8QH 6768-A	Used as replacement element on vehicles equipped with B8QH-6766-A oil filler cap - ⊕5751752	1	383, 430	58/59
6769 SEAL (VALVE PUSH ROD COVER VENTILATION TUBE)				
B8S 6769-A	Flat ends - also serviced in 6008, 6014 and 6079 kits - also refer to basic part number 6498 - ⊕5751385	1	383, 430	58/59
6775 SHIELD (ENGINE SPLASH)				
MK 6775-A		1	All	58
6789 GASKET (OIL FILLER & BREATHER CAP)				
EAA 6789-A		1	368	57
6838 GASKET (OIL FILTER ADAPTOR TO CYLINDER BLOCK)				
	See basic part number 6A636			
6841 SCREEN (CRANKCASE VENTILATION)				
EAD 6841-A		1	312	56/58
6869 COVER (CRANKCASE VENTILATION)				
B4A 6869-A	⊕ECG-6869-A	(a) 1	312	56/58
B5S 6869-A	⊕ECD-66789-A	1	312	59
B8S 6869-A	⊕EDG-6869-A	(b) 1	383, 430	58/59
20310-S8	Bolt-5/16"-18 x 1/2"-to attach cover to cylinder block	2	b	
20346-S8	Bolt-hex. hd. -5/16"-18 x 3/4"-cover to vent and adaptor	1	a	
34941-S7	Washer-5/16"	2	b	
351362-S8	Washer-flat-5/16"-cover to vent tube and adaptor	1	a	

Engine

GROUP AND PART NUMBER	TYPE	DESCRIPTION, SIZE, ETC.	NO. REQ'D	MODEL OR ENGINE CUBIC INCH DISPLACEMENT	YEAR 19__
6870 GASKET (CRANKCASE VENTILATION COVER)					
B7A 6870-A		Also serviced in 6013 kit - ⊕ED-EAD-6870-A	1	312	56/58
B5S 6870-A		Also serviced in 6014 kit - ⊕ECD-66769-A	1	312	59
B8E 6870-A		Also serviced in 6008 kit - ⊕EDF-6870-A	1	383, 430	58/59
6872 GASKET (CRANKCASE VENTILATION ADAPTOR)					
B4A 6872-A		Also serviced in 6008 and 6013 kits - ⊕EAD-6872-B	1	312	56/59
6880 TROUGH (TIMING CHAIN LUBRICATION)					
EAD 6880-B			1	368	57
6881 ADAPTOR (OIL FILTER)					
B8E 6881-A		With insert - ⊕EDG-6881-A (a)	1	383, 430	58/59
		20386-S Bolt-hex. hd. -5/16"-18 x 1"	2	a	
		20426-S Bolt-hex. hd. -5/16"-18 x 1-1/4"	1	a	
		34806-S7 Washer-lock-5/16"	3	a	
		44772-S8 Washer-flat-5/16"	3	a	
6882 KIT (DISPOSABLE TYPE OIL FILTER ADAPTOR)					
B7A 6882-A		Consists of the following - (1) EAA-6838-A gasket (1) B7A-6890-A insert (1) ECG-66891-A adaptor	1	312	58/59
MGK 6882-A		Consists of the following - (1) EAA-6838-A gasket (1) ECG-18292-A connector (1) ECG-66891-B adaptor	1	312, 368	56/57
6889 SPRING (OIL FILTER ELEMENT RETAINER)					
B2A 6889-A		Used with element type oil filter - ⊕EAA-6889-B	1	312, 368	56/57
6890 INSERT (OIL FILTER MOUNTING BOLT)					
EAA 6890-C		Used with element type oil filter	1	312, 368	56/57
B7A 6890-A		Used with disposable type oil filter - also serviced in 6882 kit - ⊕ECG-6890-A	1	312, 368	56/59
B8A 6890-A		⊕EDC-6890-A	1	383, 430	58/59
6-6891 ADAPTOR (OIL FILTER TO CYLINDER BLOCK)					
ECG 68891-A		NS-serviced in 6882 kit only	1	312	59
6898 RETAINER (OIL FILTER MOUNTING BOLT)					
B2A 6898-A		Used with element type oil filter - ⊕EAA-6898-B	1	312, 368	56/57
6903 GEAR & CASE (TRANSMISSION OVERDRIVE)					
MK 6903-A	O/D	12 Volt - includes internal mechanism and solenoid	1	312, 383(mod.)	58

Engine

GROUP AND PART NUMBER	TYPE	DESCRIPTION, SIZE, ETC.	NO. REQ'D	MODEL OR ENGINE CUBIC INCH DISPLACEMENT	YEAR 19__
6916 SOLENOID (TRANSMISSION OVERDRIVE GEAR SHIFT)					
B6A 6916-A	O/D	12 Volt - FDT-6916-A (a)	1	312, 383(mod.)	56/58
20326-S7		Bolt-hex. hd. -5/16"-18 x 5/8"-solenoid to O/drive housing	2	a	
34941-S7		Lockwasher-external tooth-5/16"-solenoid to O/drive housing	2	a	
356640-S2		Clip-wiring to solenoid	1	a	
6919 GOVERNOR (TRANSMISSION OVERDRIVE)					
FDK 6919-A	O/D		1	312	56
FEK 6919-C	O/D		1	312	57
FEW 6919-A	O/D		1	312, 383(mod.)	58
6922 GEAR (TRANSMISSION OVERDRIVE GOVERNOR DRIVEN)					
B6A 6922-B	O/D	⊕FDK-6922-A	1	312	56
FEK 6922-A	O/D		1	312, 383(mod.)	57/58
6927 SEAL "O" RING (TRANSMISSION OVERDRIVE GOVERNOR)					
B7A 6927-A	O/D	⊕PAE-77361-A	1	312, 383(mod.)	57/58
6929 RING (TRANSMISSION OVERDRIVE GOVERNOR DRIVEN GEAR RETAINING)					
16H 6929	O/D		1	312, 383(mod.)	56/58
6937 KIT (TRANSMISSION OVERDRIVE GOVERNOR SWITCH)					
MAK 6937-B		Consists of the following - (1) FDK-6937-A switch (1) 8M-6938-A gasket	1	312	56
6938 GASKET (TRANSMISSION OVERDRIVE GOVERNOR SWITCH)					
8M 6938-A		Also serviced in 6937 kit	1	312	56
6941 BOOT (TRANSMISSION OVERDRIVE GOVERNOR)					
FEK 6941-B	O/D	Rubber - necessary with FEK-6919-C	1	312, 383(mod.)	56/57
6942 CLAMP (TRANSMISSION OVERDRIVE GOVERNOR COVER)					
1M 6942-A	O/D	Necessary with FEK-6919-C	1	312, 383(mod.)	56/57
6953 RETAINER (ENGINE STEADY REST INSULATOR)					
AD 6953-A		Used on models prior to 11-10-56	1	312	57
6959 SPACER (ENGINE STEADY REST CLAMP)					
AD 6959-A		Used on models prior to 11-10-56	1	312	57

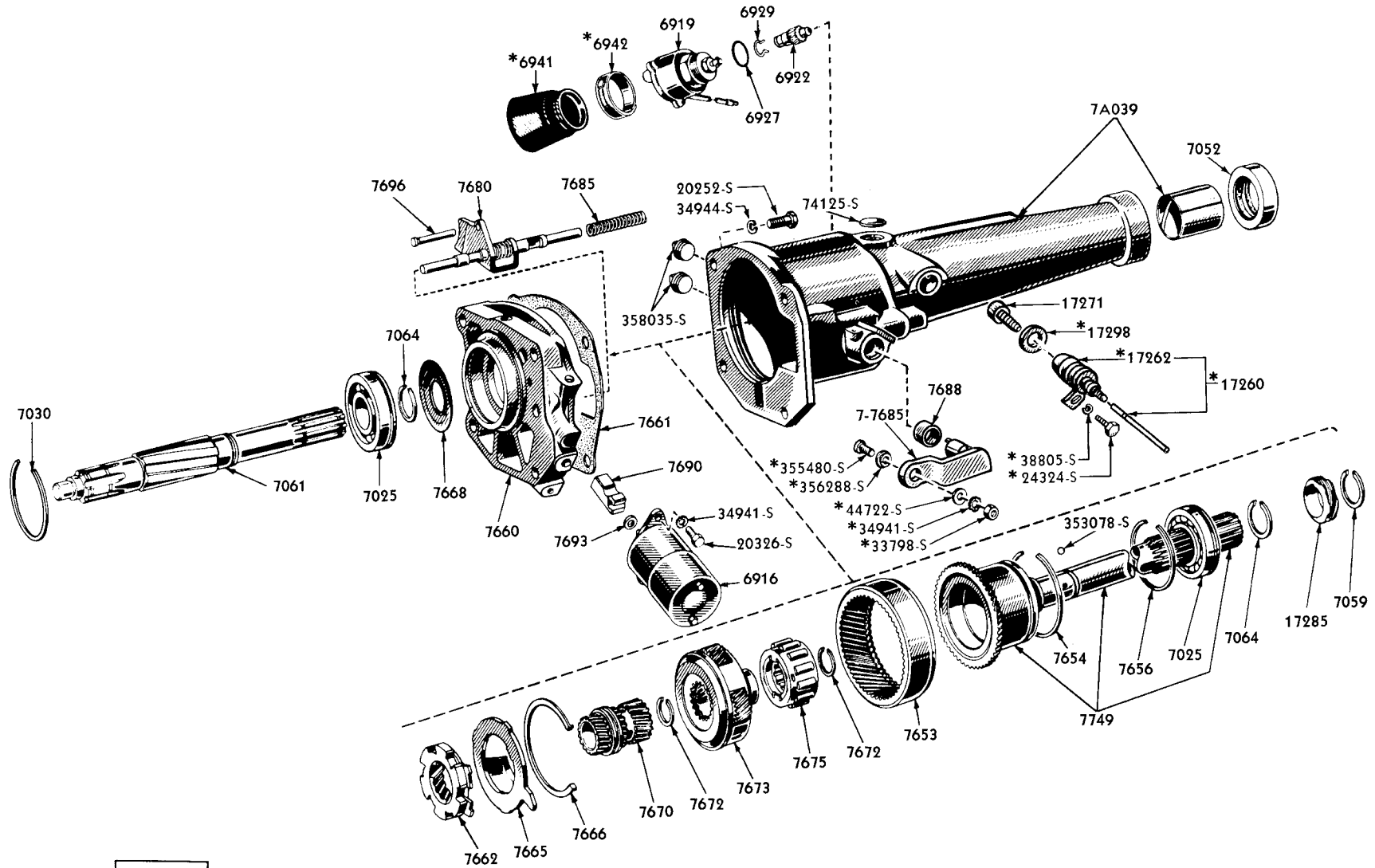


1956

● NOT SERVICED
 * NOT INCLUDED IN BASIC 6903

PMC-102

TRANSMISSION OVERDRIVE

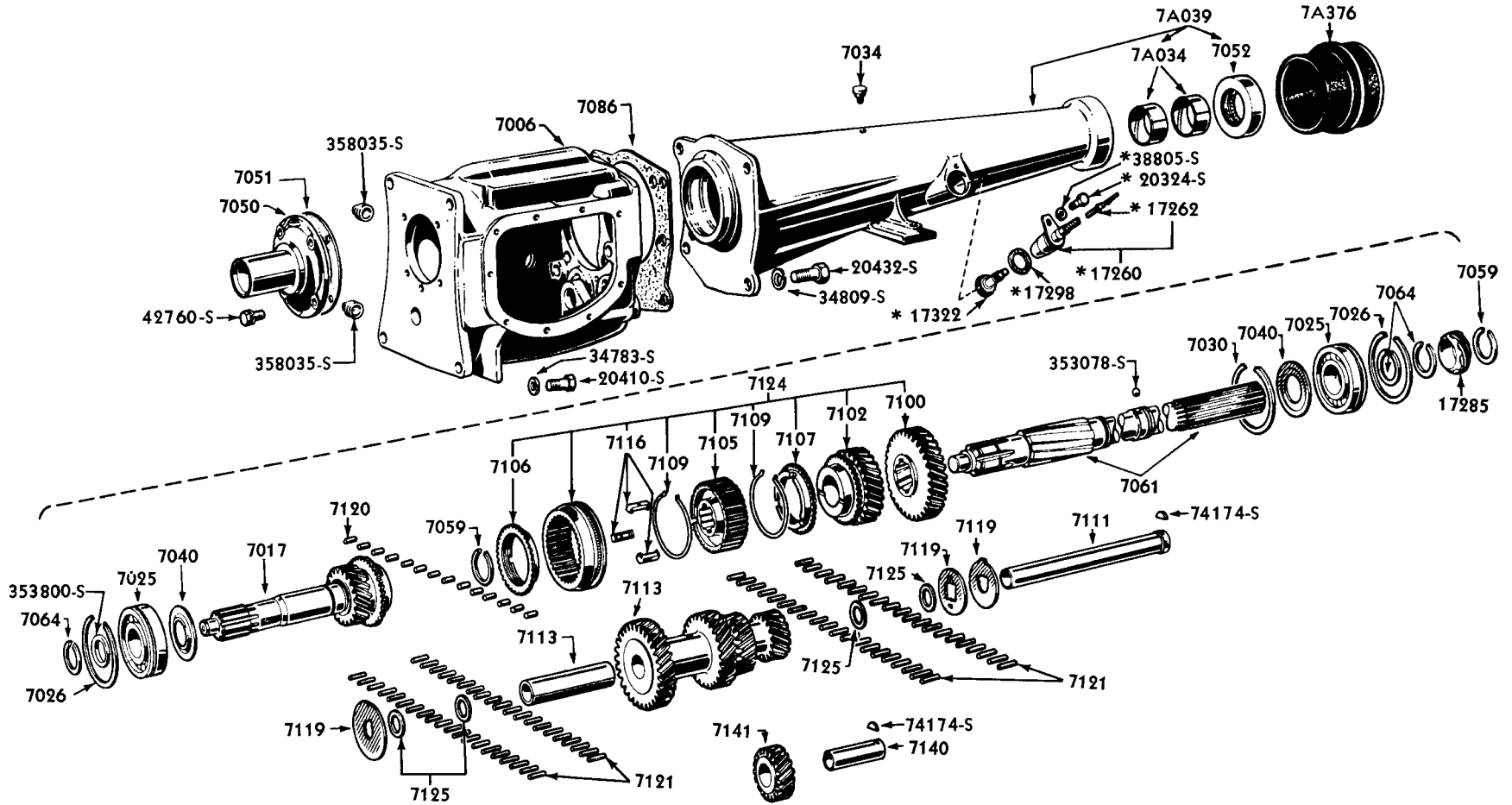


1957-58

* NOT INCLUDED IN BASIC 6903

PMC-256

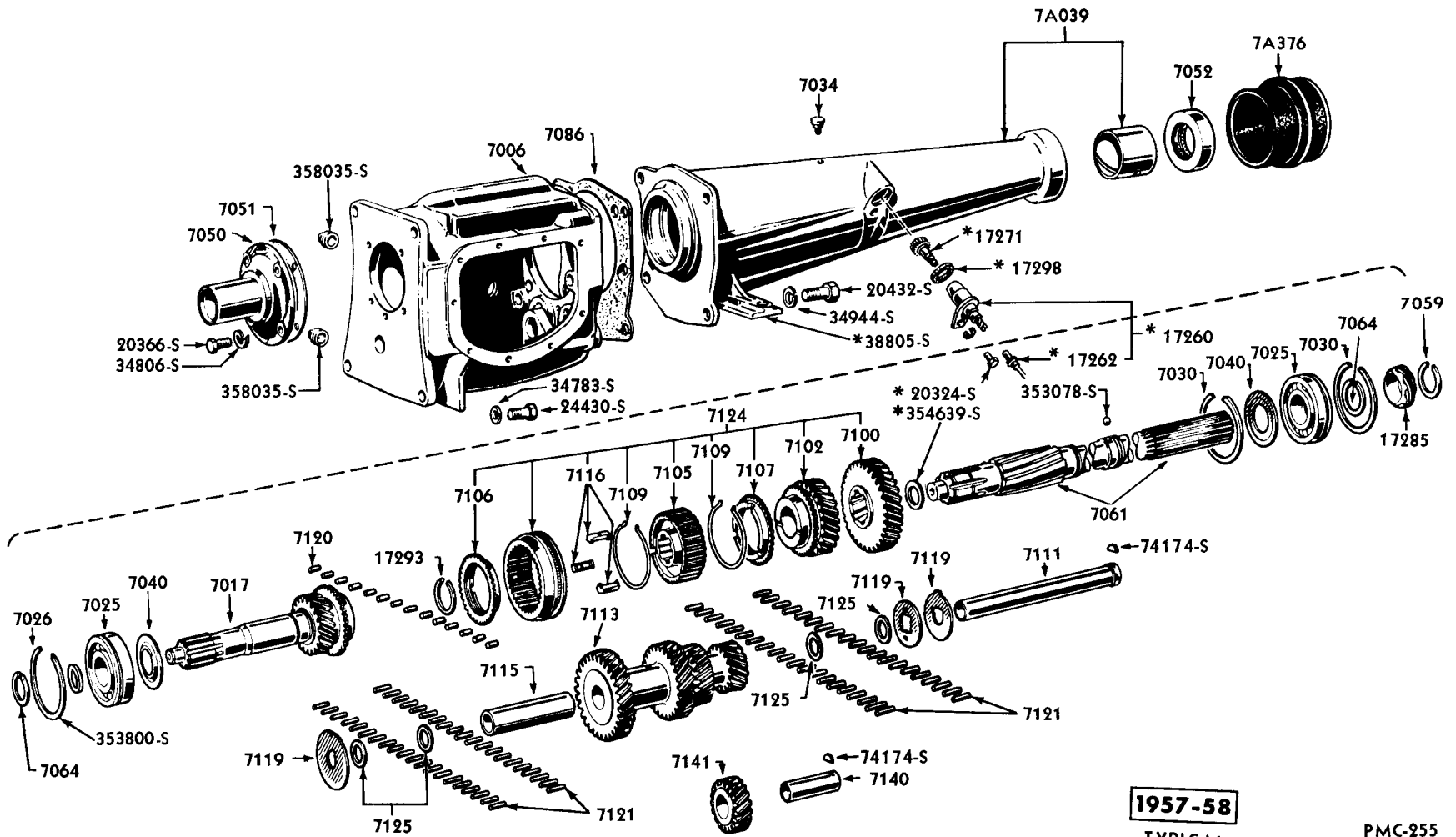
TRANSMISSION OVERDRIVE



1956

*NOT INCLUDED IN BASIC 7003

STANDARD TRANSMISSION

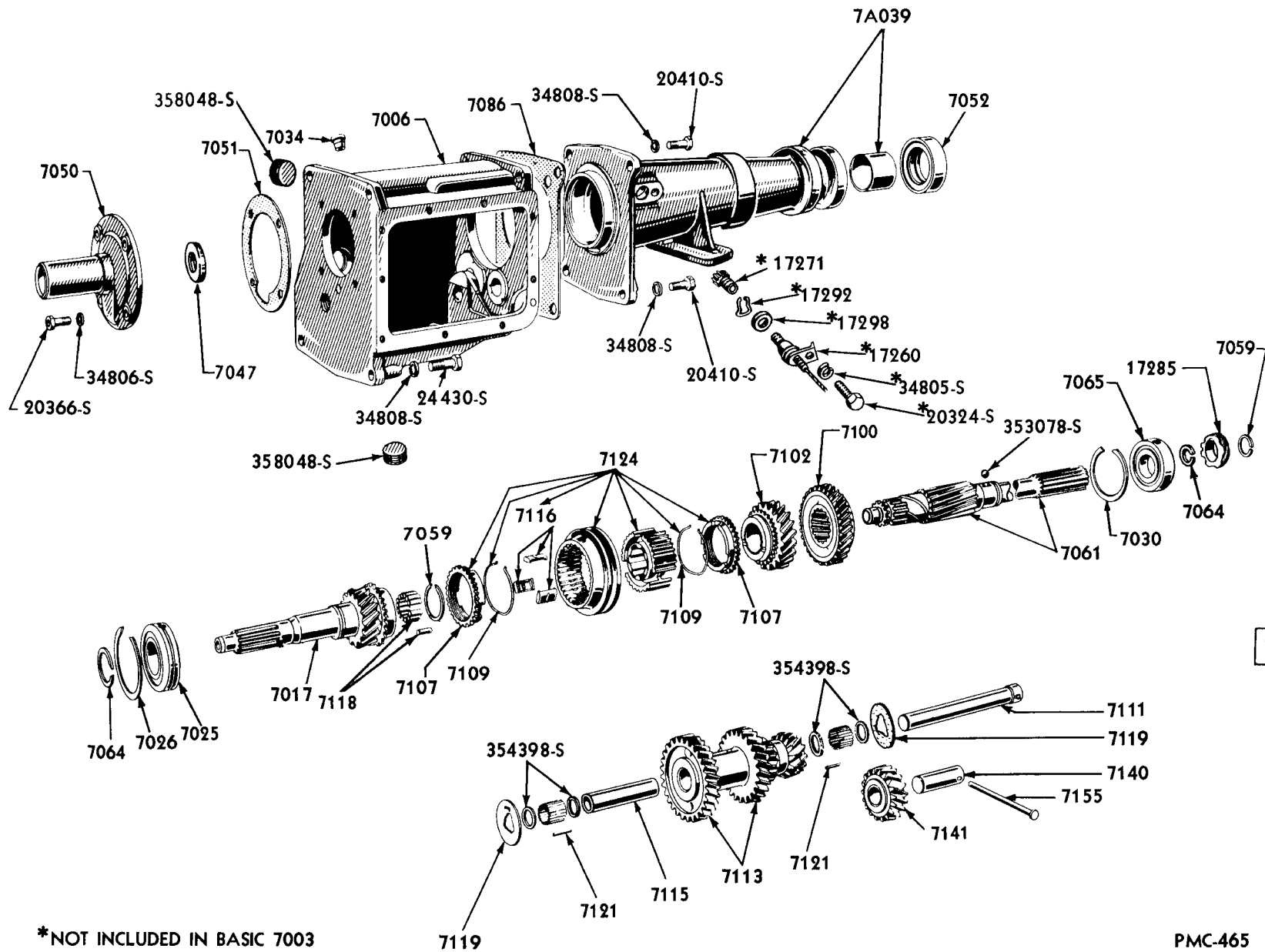


1957-58
TYPICAL

PMC-255

*NOT INCLUDED IN BASIC 7003

STANDARD TRANSMISSION

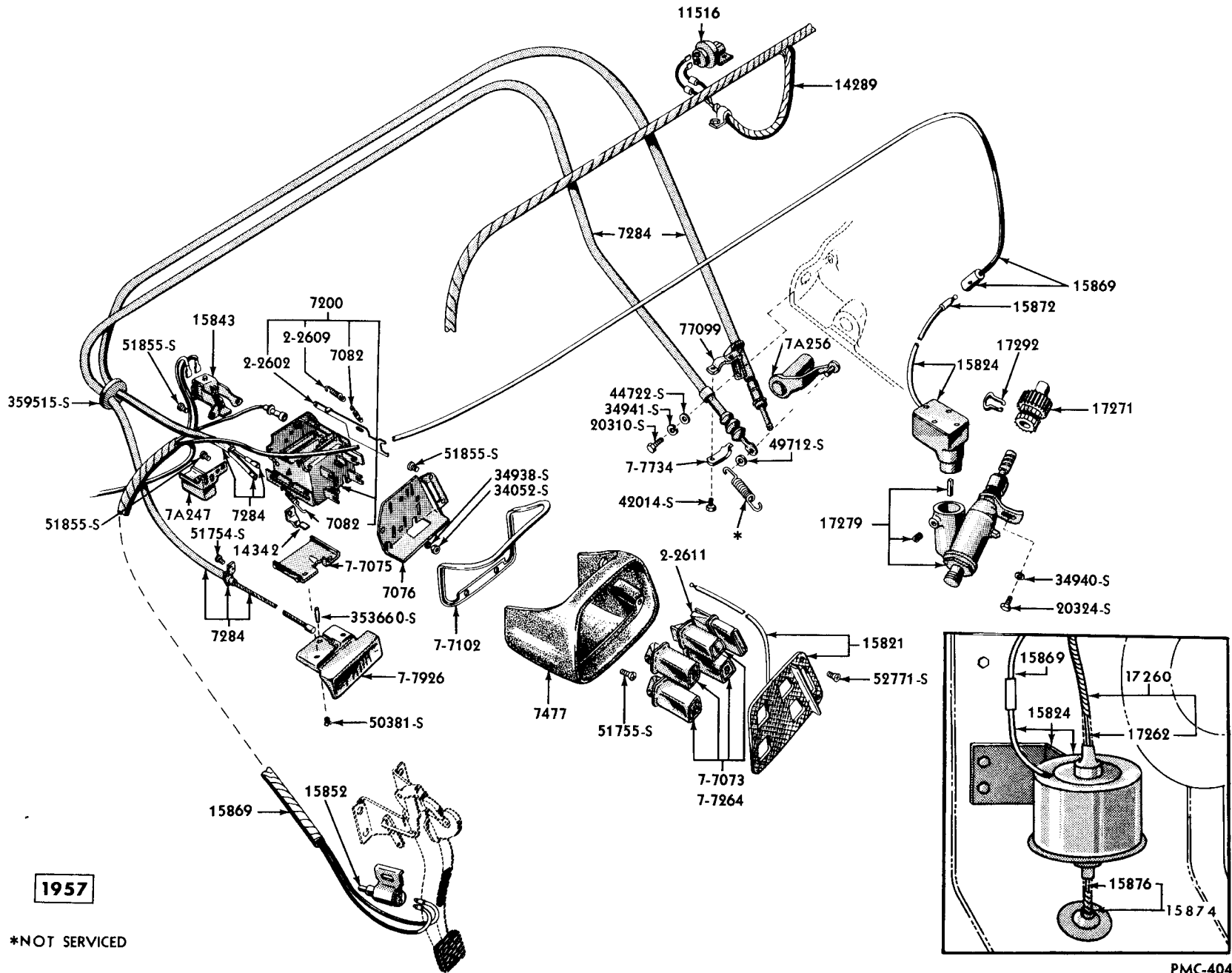


1959

*NOT INCLUDED IN BASIC 7003

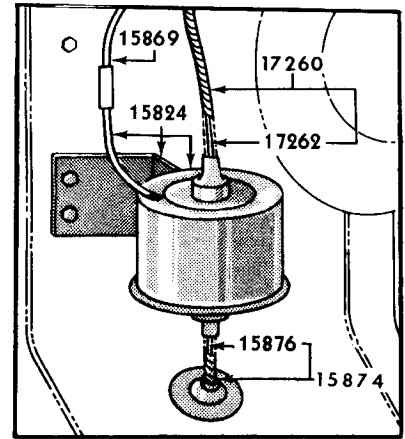
PMC-465

STANDARD TRANSMISSION



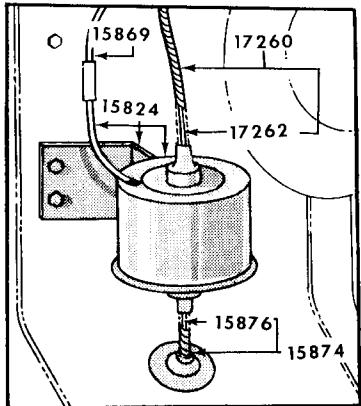
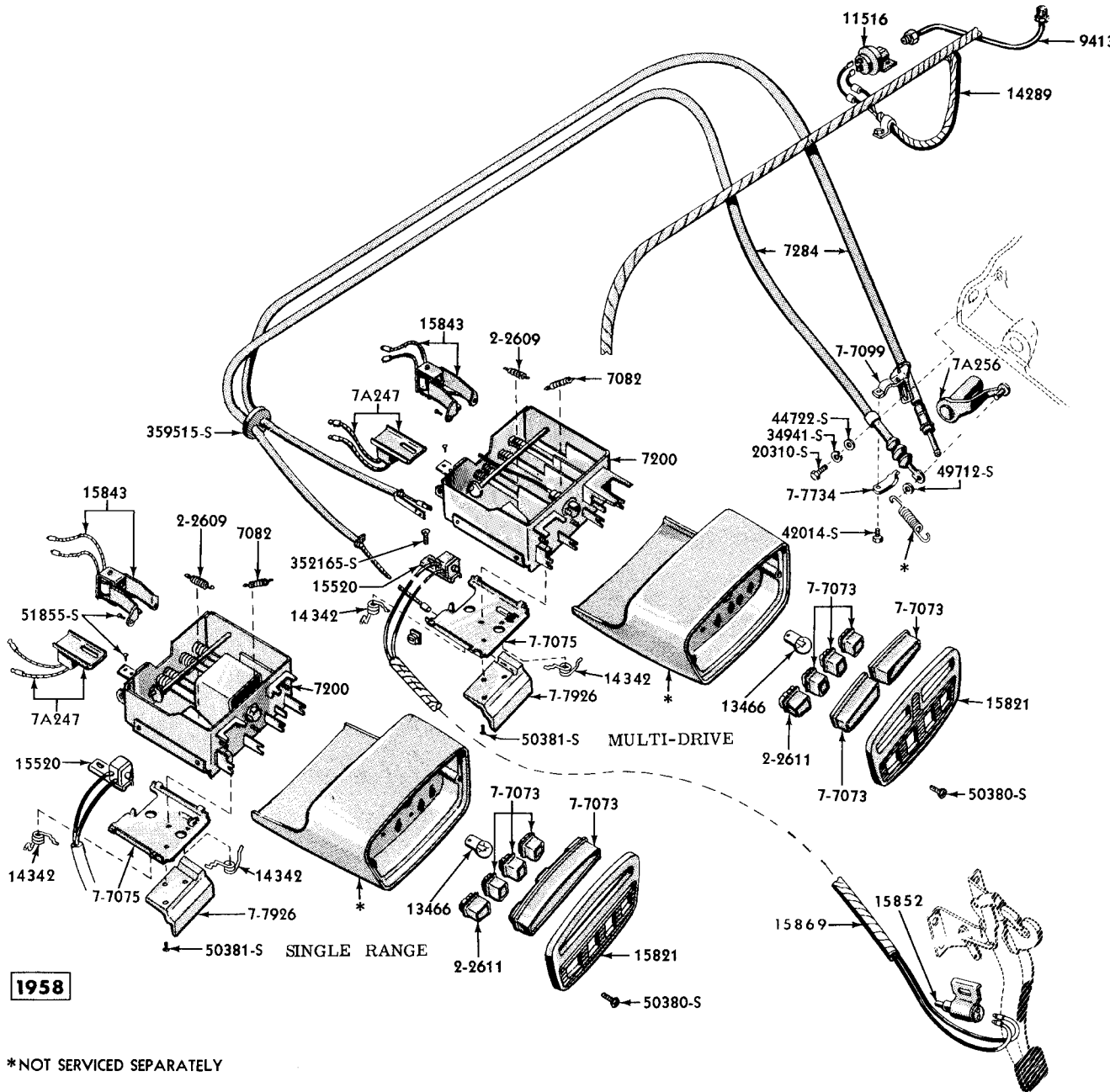
1957

*NOT SERVICED



PMC-404

KEYBOARD CONTROL

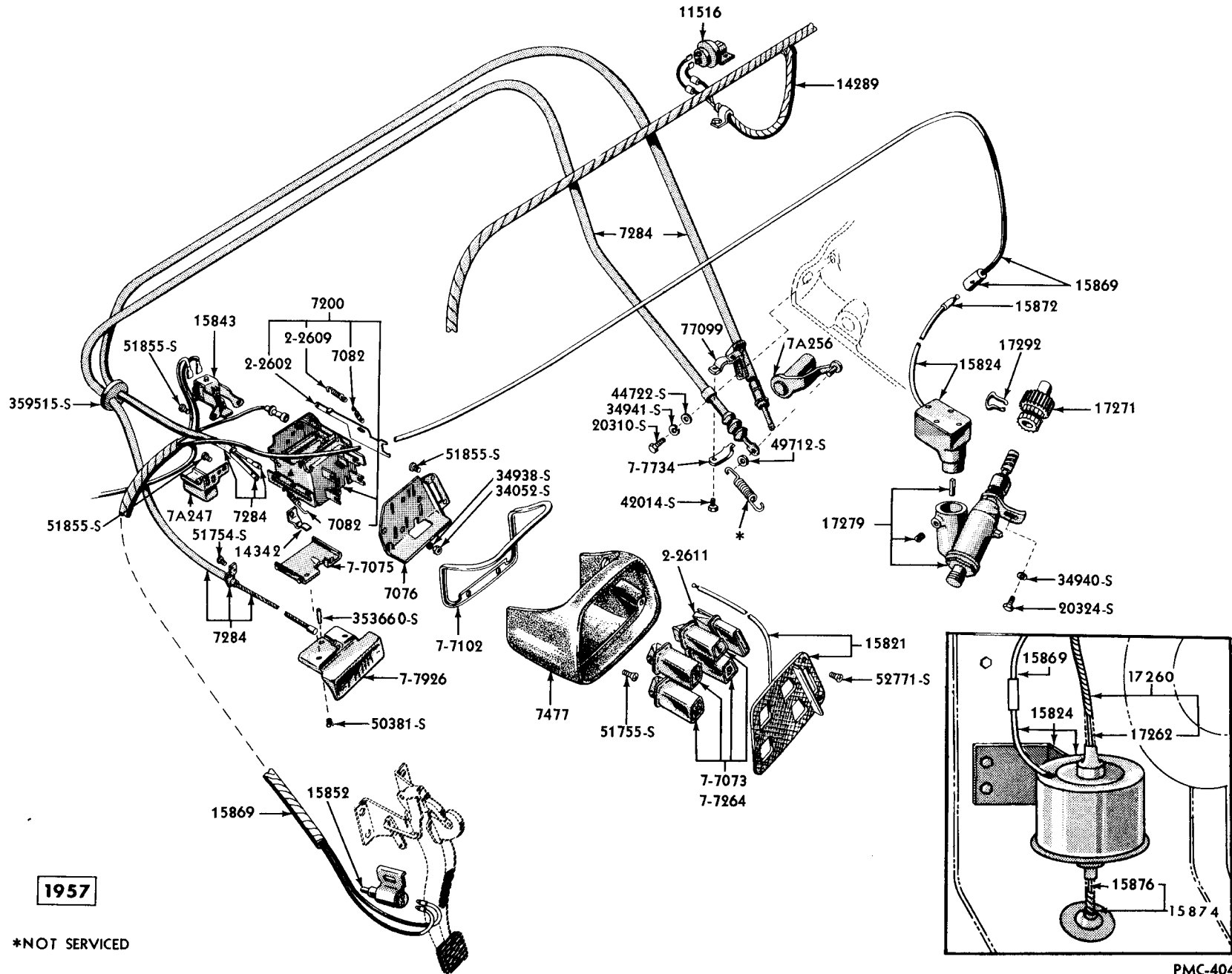


1958

*NOT SERVICED SEPARATELY

PMC-454

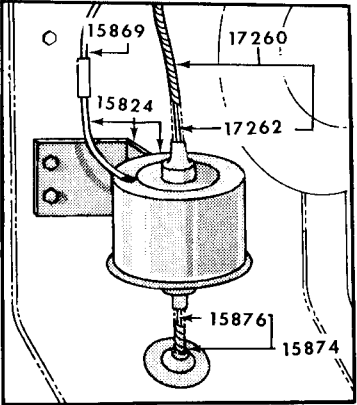
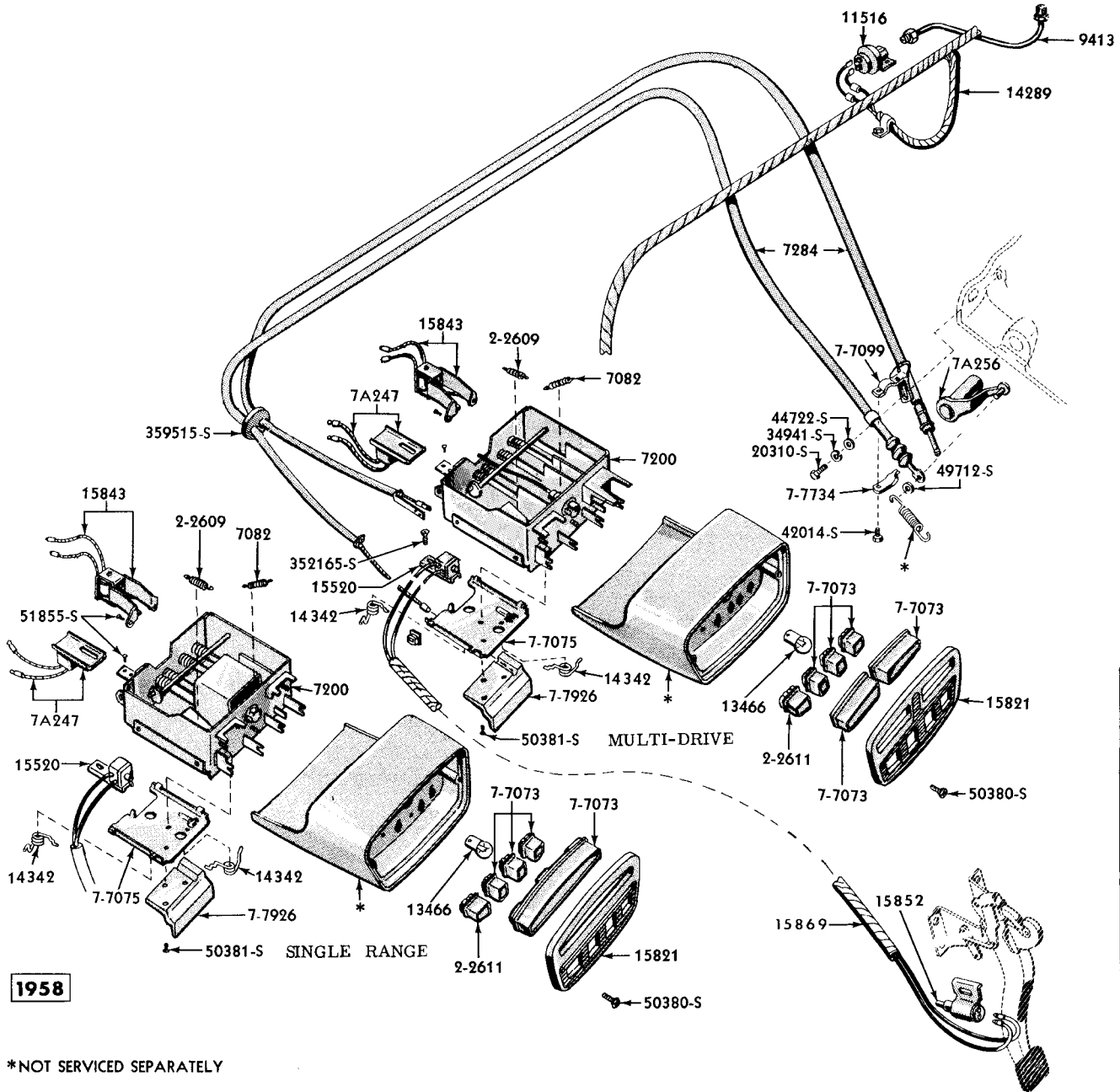
KEYBOARD CONTROL



1957

*NOT SERVICED

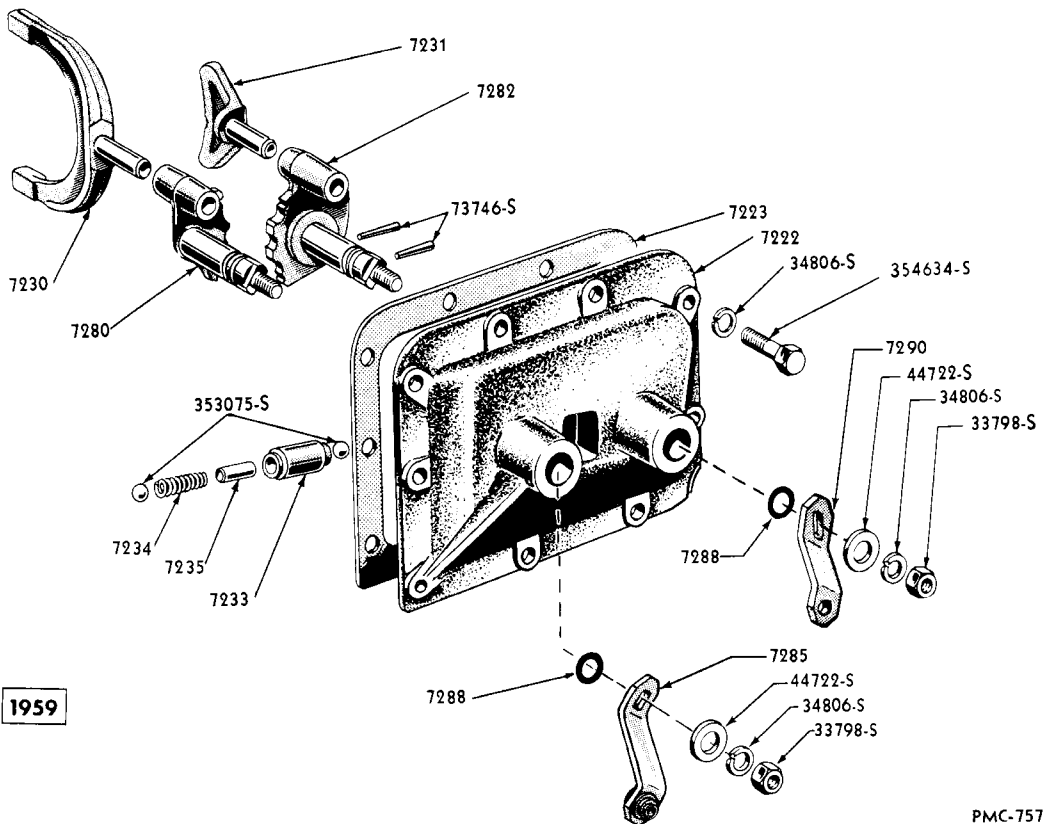
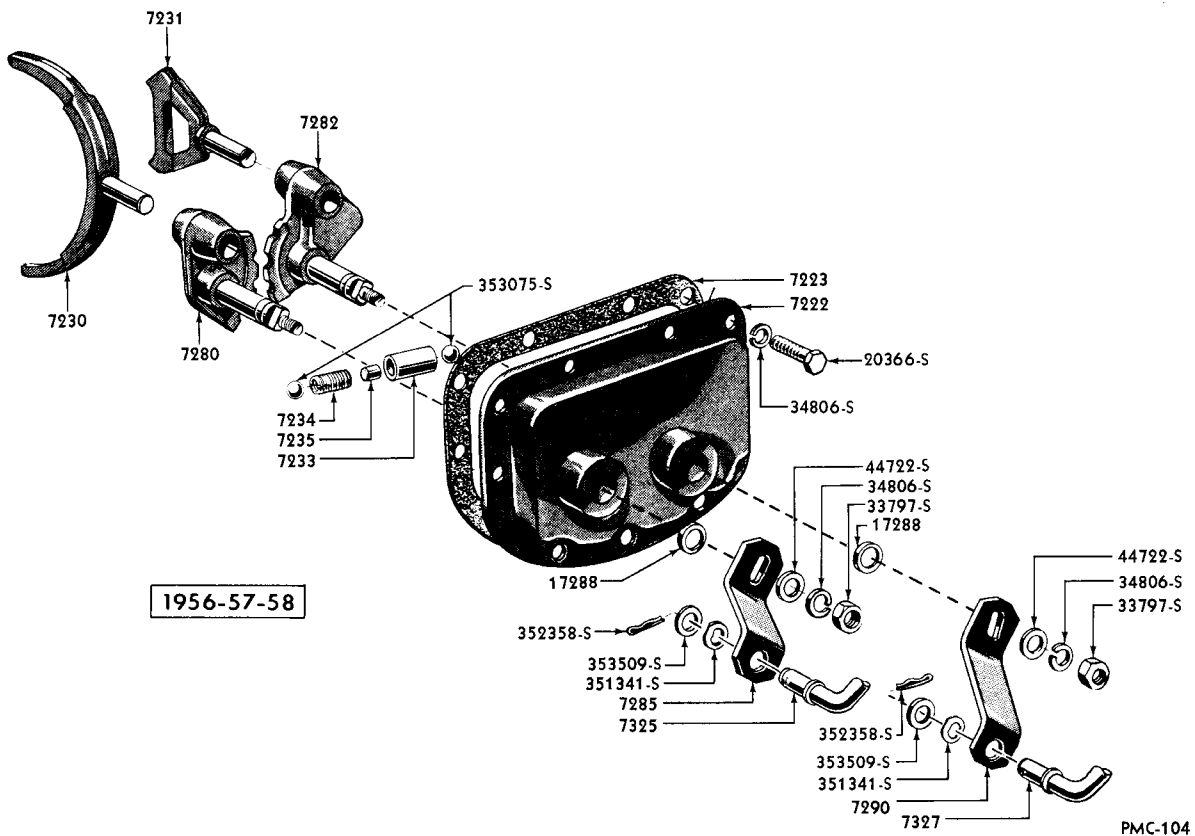
KEYBOARD CONTROL



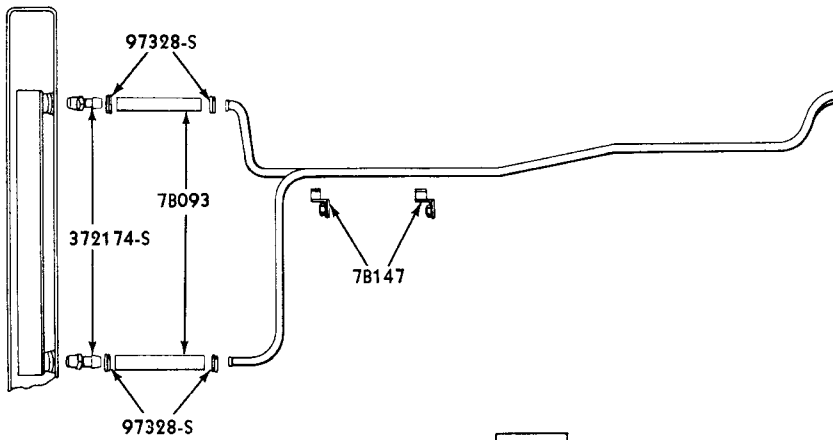
1958

*NOT SERVICED SEPARATELY

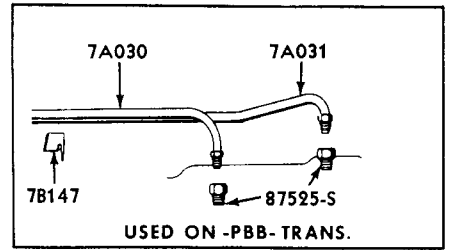
KEYBOARD CONTROL



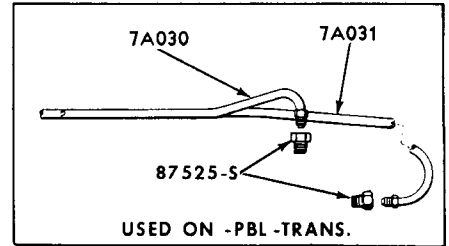
TRANSMISSION GEAR SHIFT HOUSING, LEVER



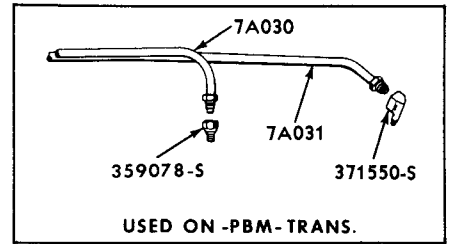
1959



USED ON -PBB-TRANS.



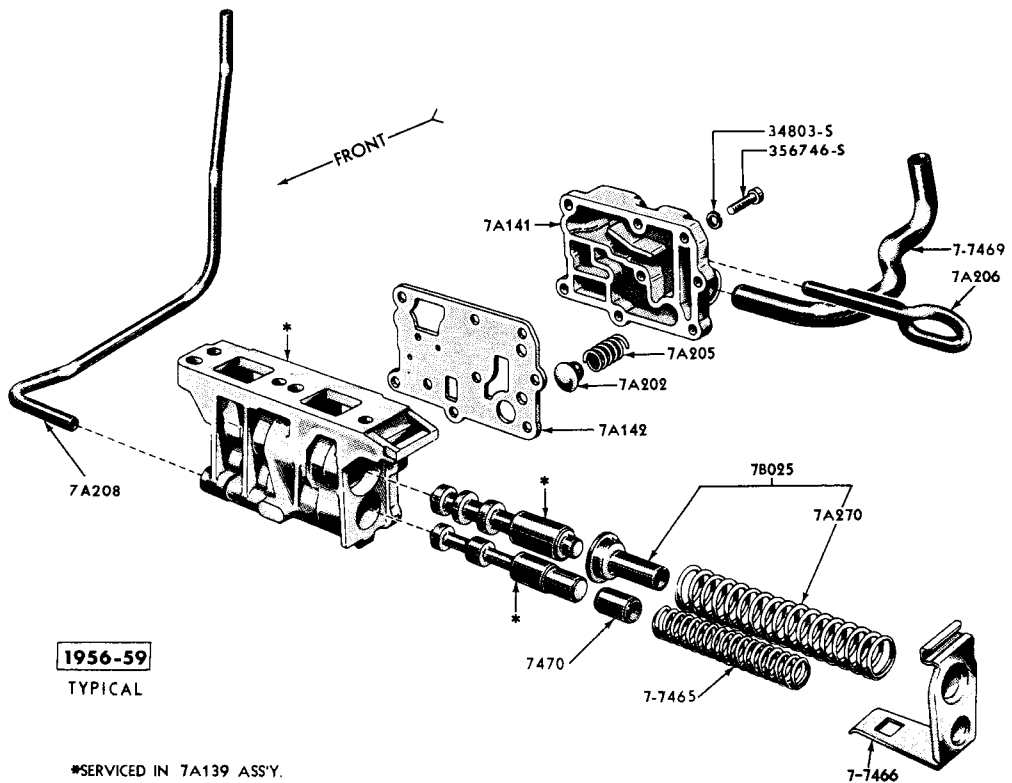
USED ON -PBL-TRANS.



USED ON -PBM-TRANS.

PMC-693

TRANSMISSION OIL COOLER TUBES



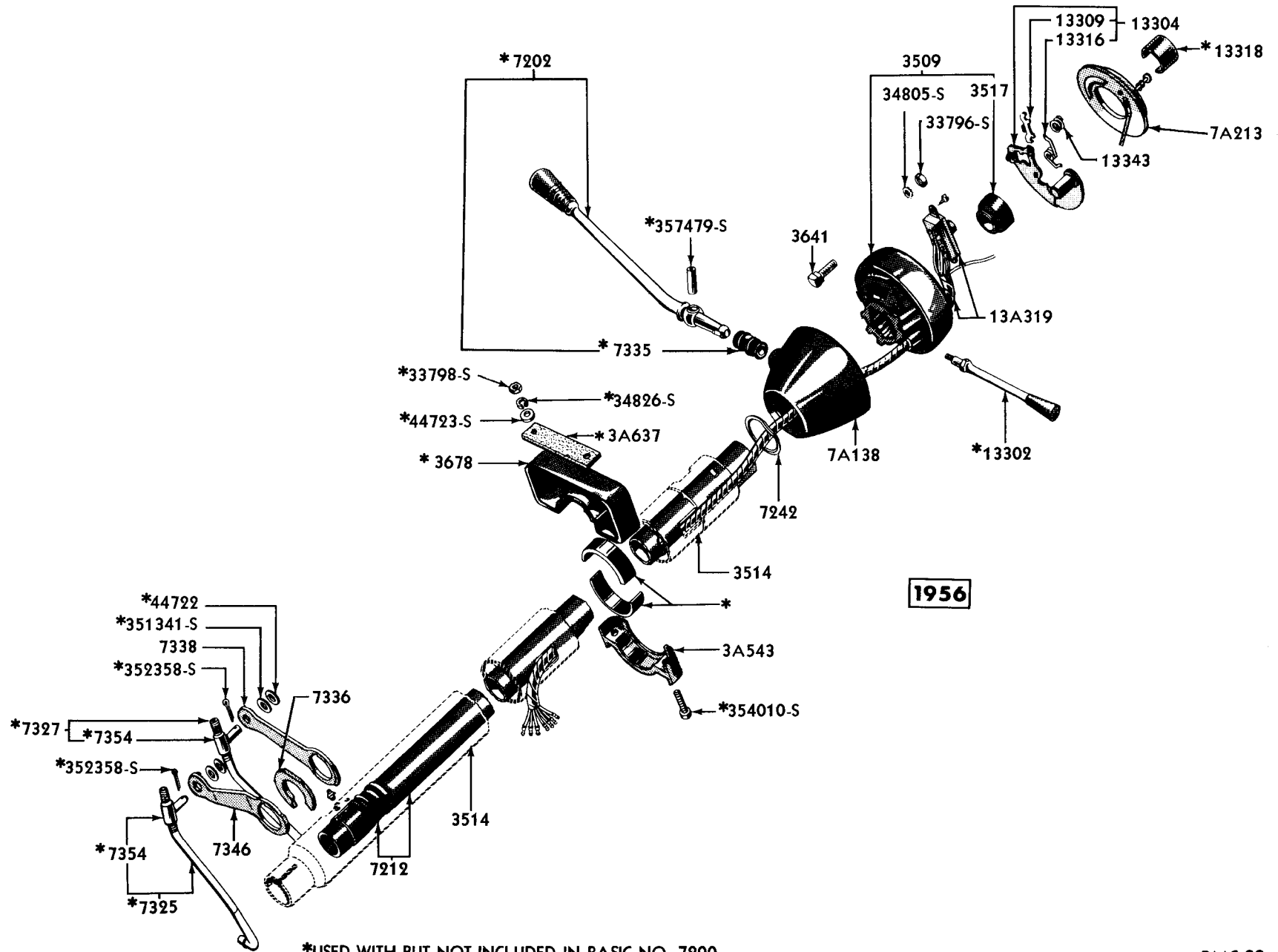
1956-59

TYPICAL

*SERVICED IN 7A139 ASSY.

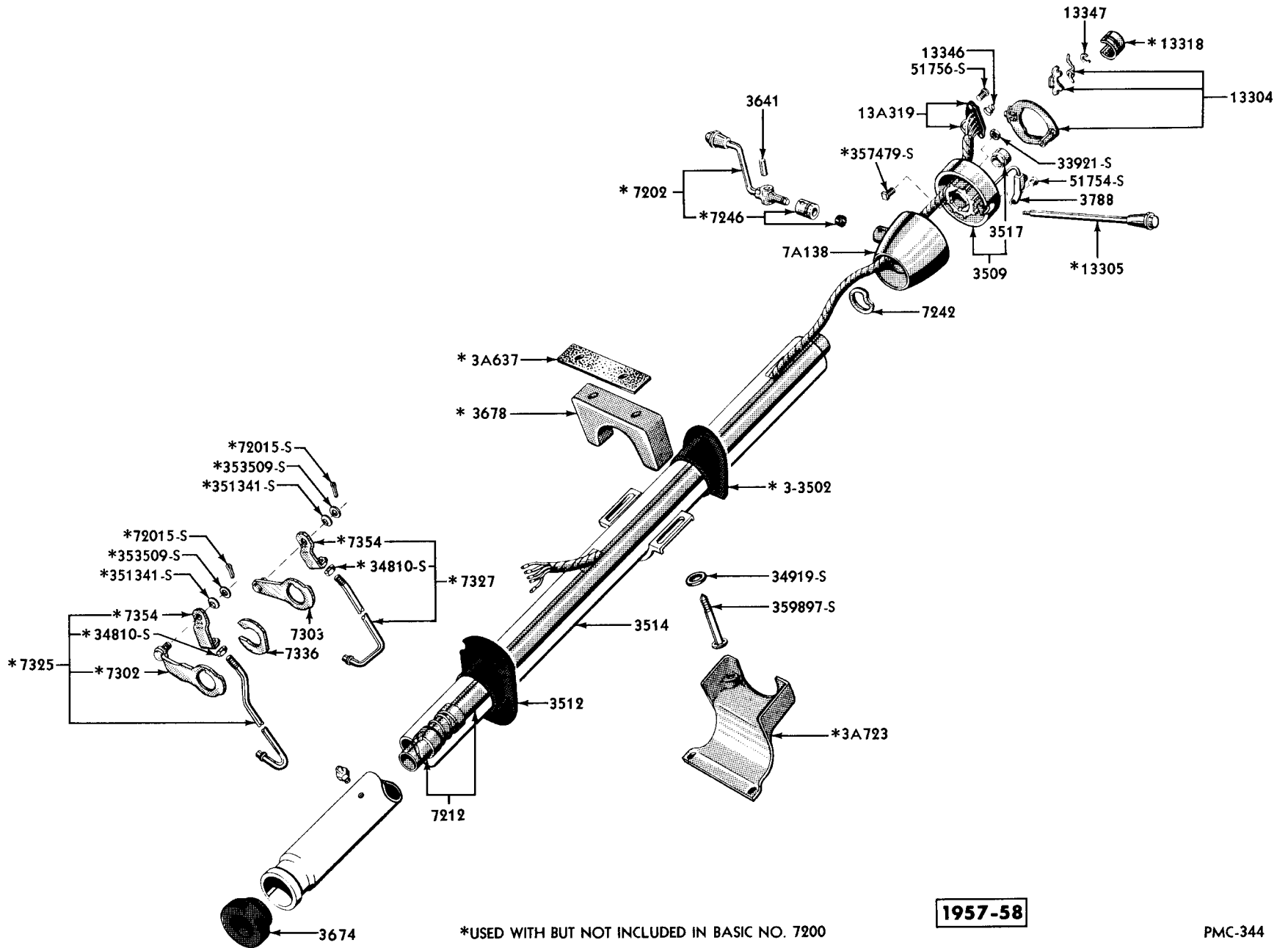
EC-56

OIL PRESSURE REGULATOR



*USED WITH BUT NOT INCLUDED IN BASIC NO. 7200

STEERING COLUMN GEAR SHIFT-S/T

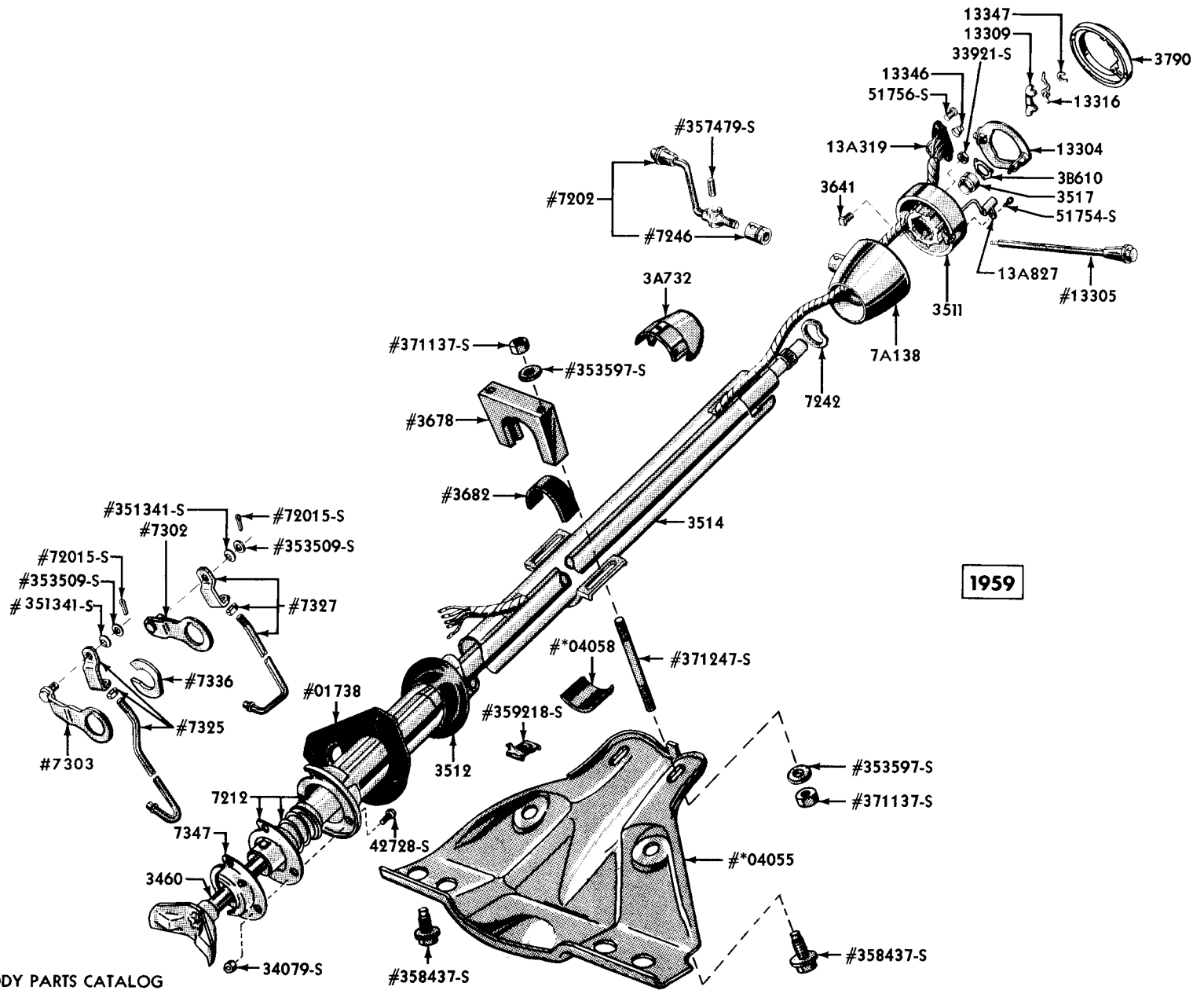


*USED WITH BUT NOT INCLUDED IN BASIC NO. 7200

1957-58

PMC-344

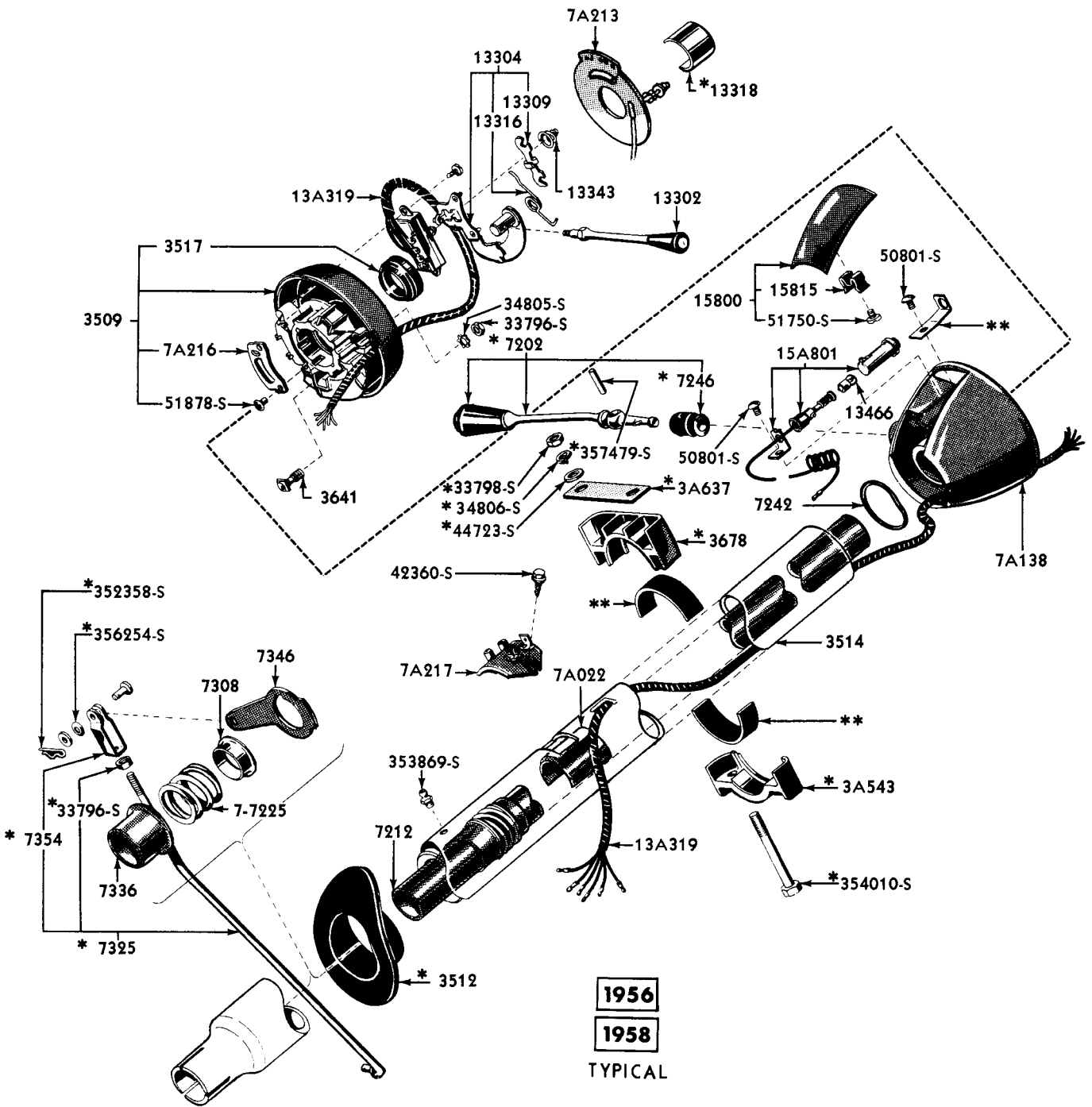
STEERING COLUMN GEAR SHIFT-S/T



1959

*REFER TO BODY PARTS CATALOG
 #USED WITH BUT NOT INCLUDED IN 7200 ASSEMBLY

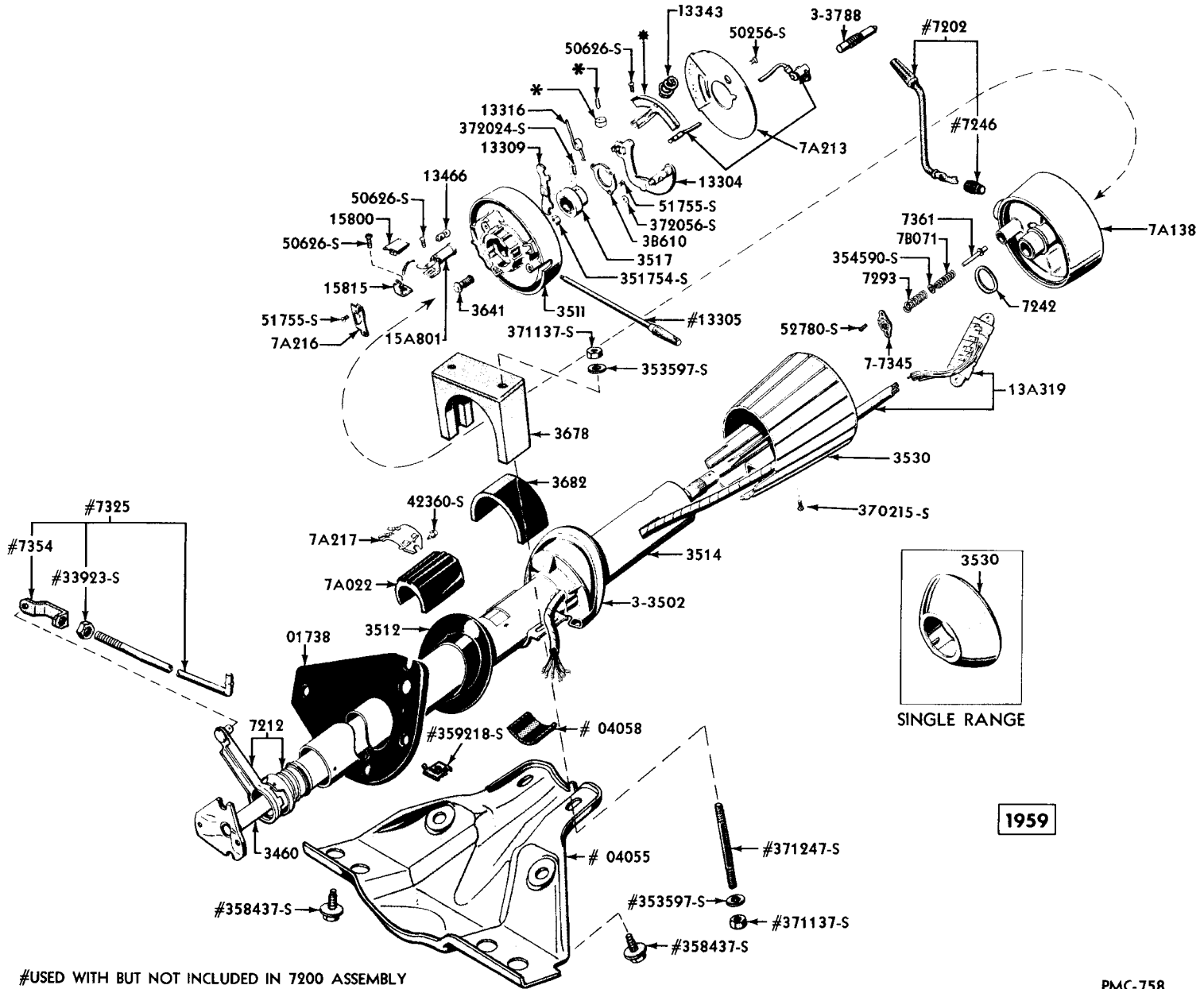
STEERING COLUMN GEAR SHIFT-S/T



*USED WITH BUT NOT INCLUDED IN BASIC NO. 7200
 ** NOT SERVICED

PMC-347

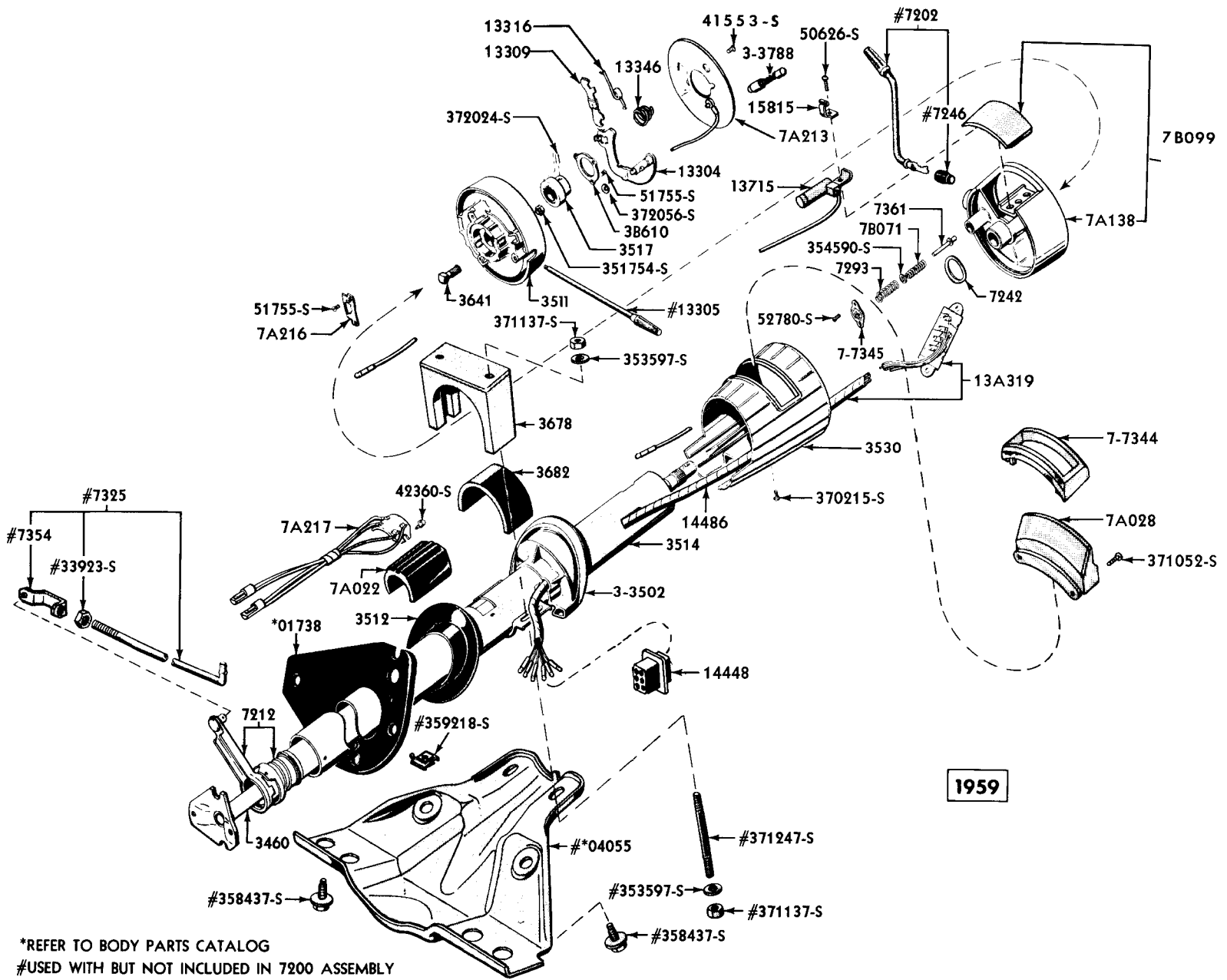
STEERING COLUMN GEAR SHIFT -A/T



#USED WITH BUT NOT INCLUDED IN 7200 ASSEMBLY
 * NOT SERVICED
 * NS - SERVICED IN BASIC PART 13304

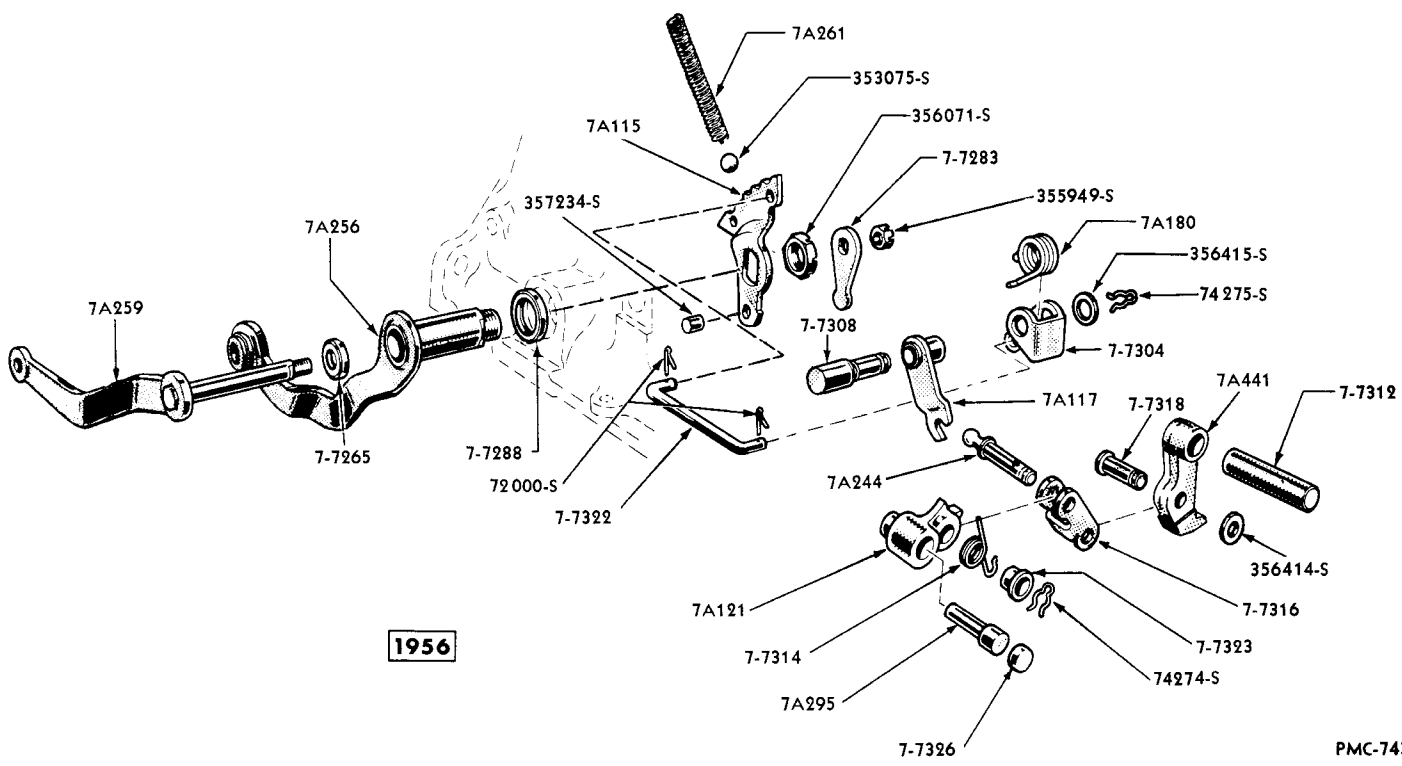
1959

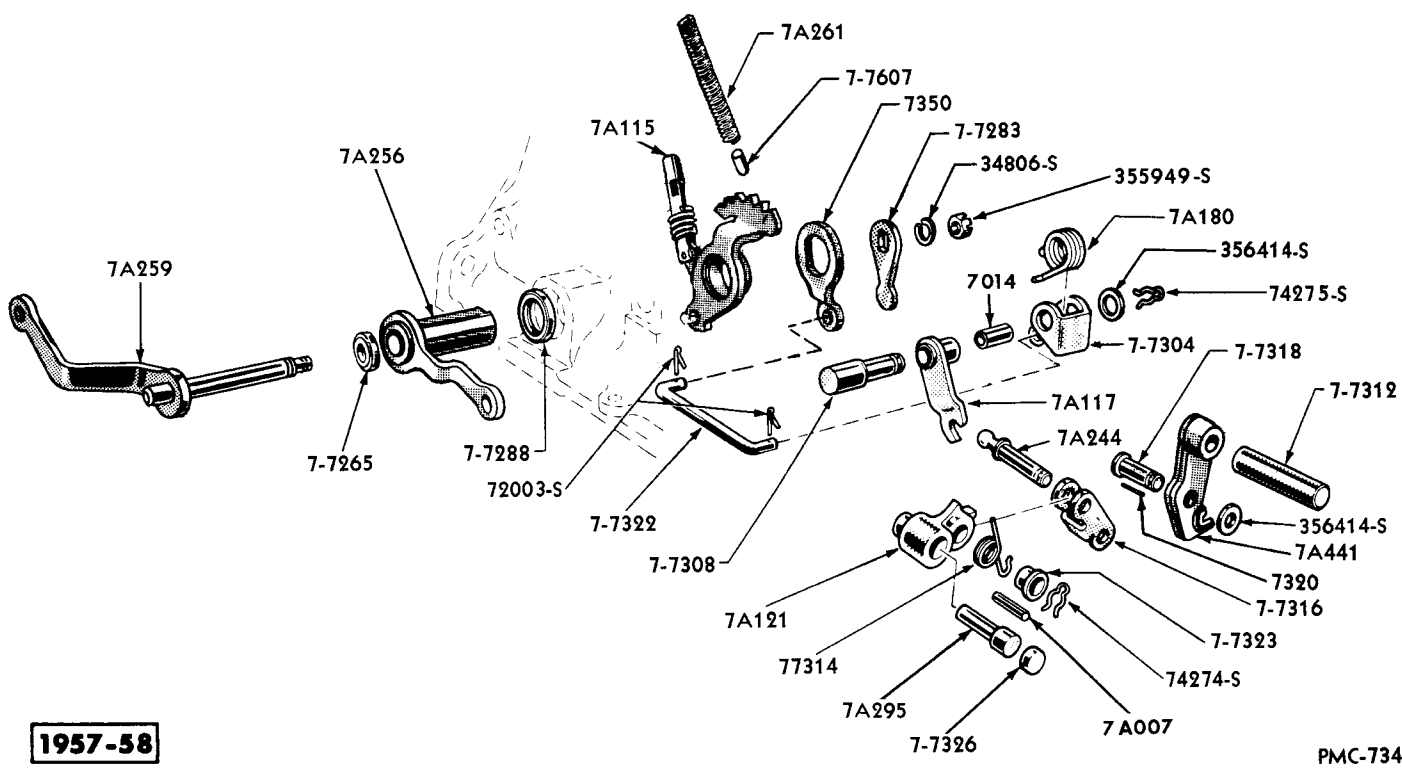
STEERING COLUMN GEAR SHIFT-A/T-DIAL TYPE



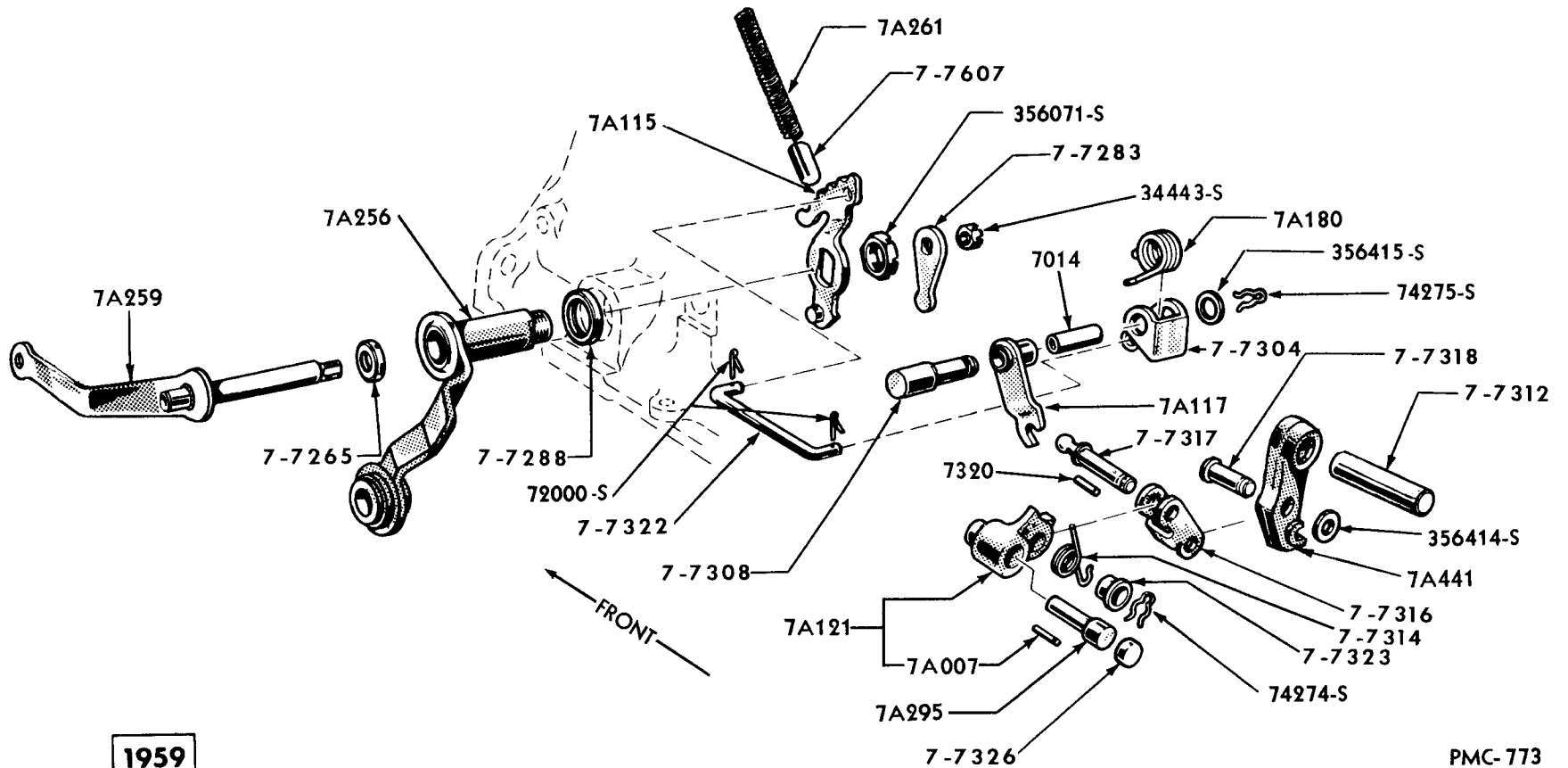
*REFER TO BODY PARTS CATALOG
#USED WITH BUT NOT INCLUDED IN 7200 ASSEMBLY

STEERING COLUMN GEAR SHIFT-A/T-PRISM TYPE





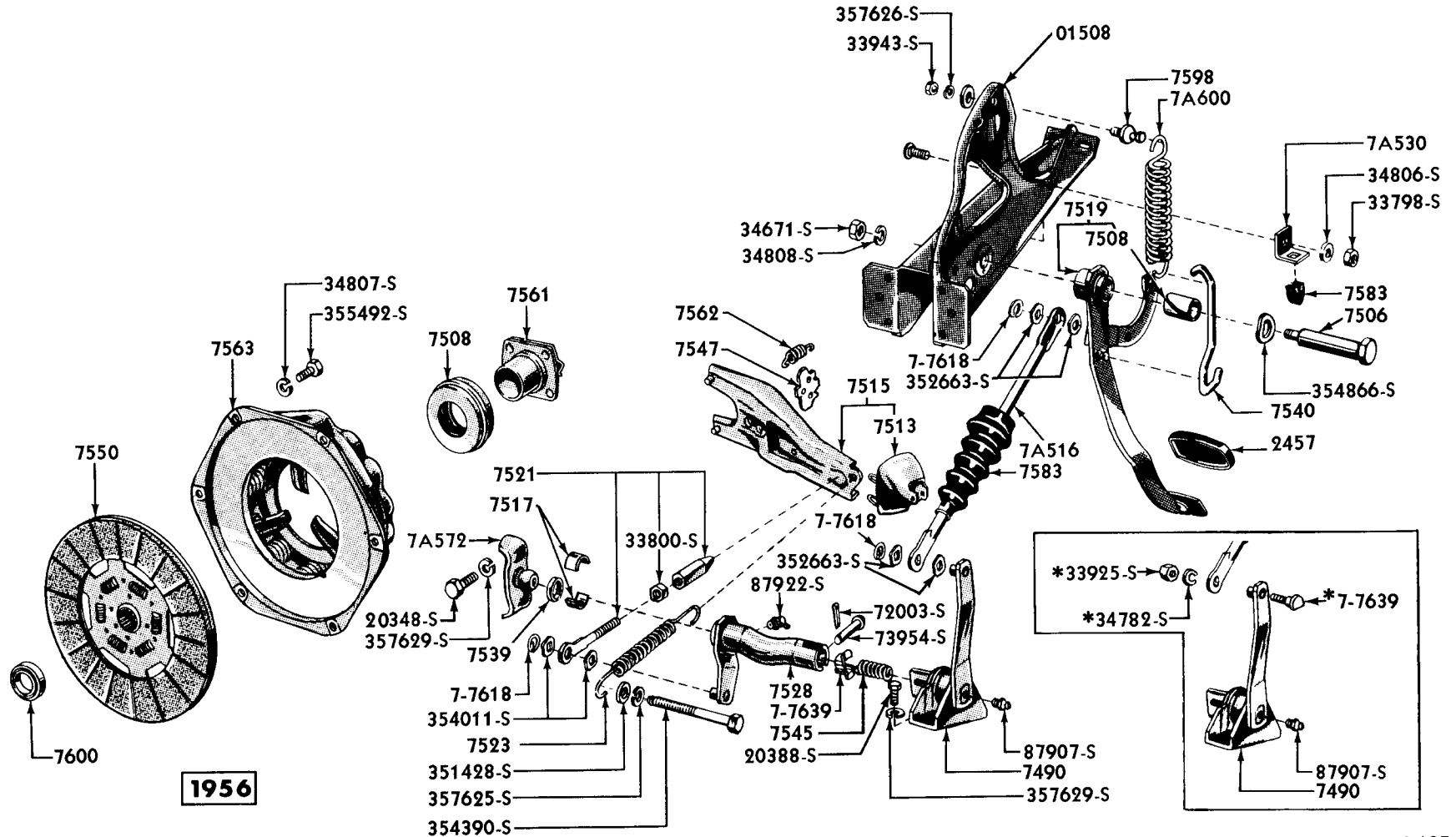
THROTTLE and MANUAL CONTROL LEVER



1959

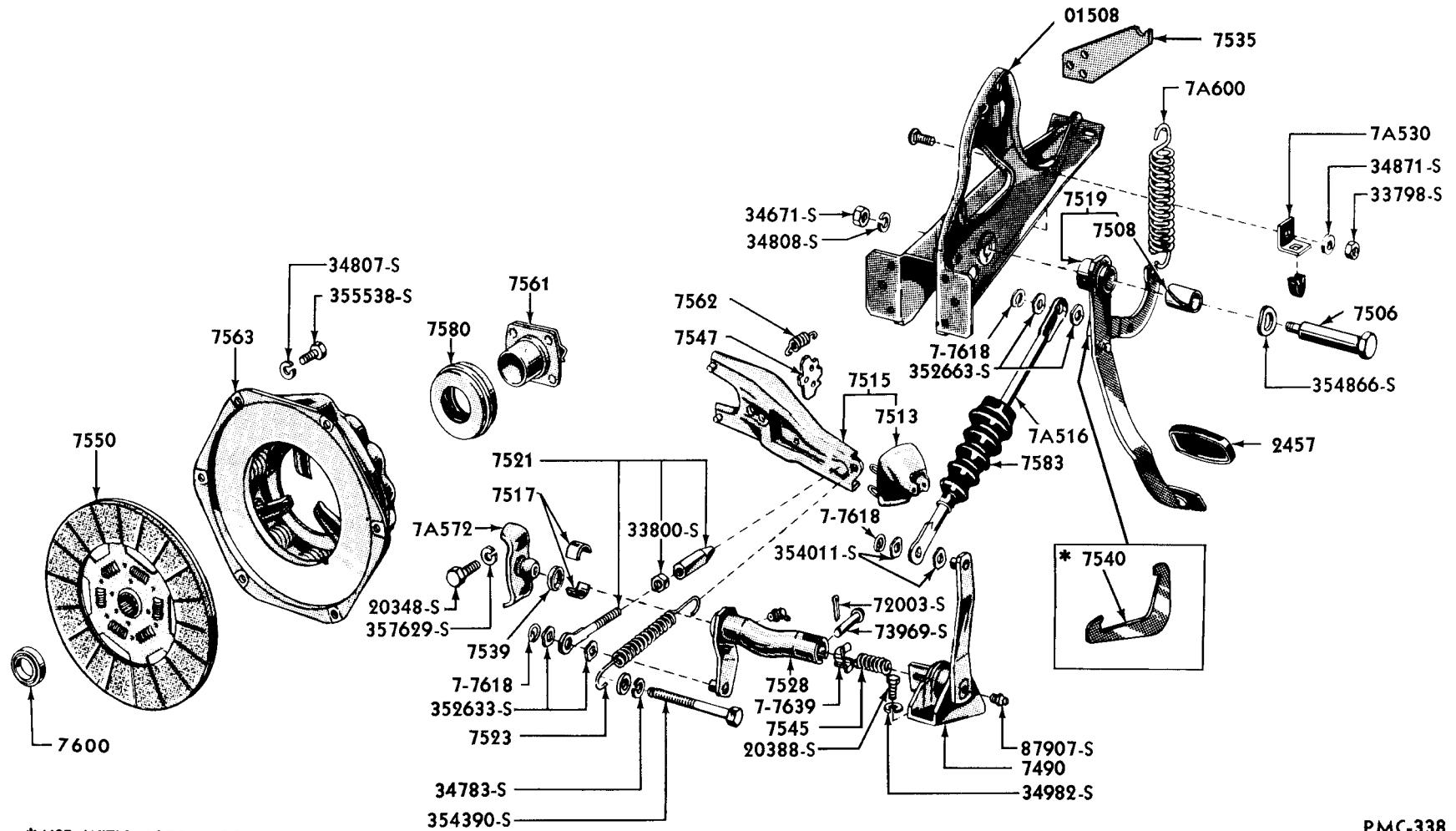
PMC-773

THROTTLE & MANUAL CONTROL LEVER



*USE WITH MC-7490-F

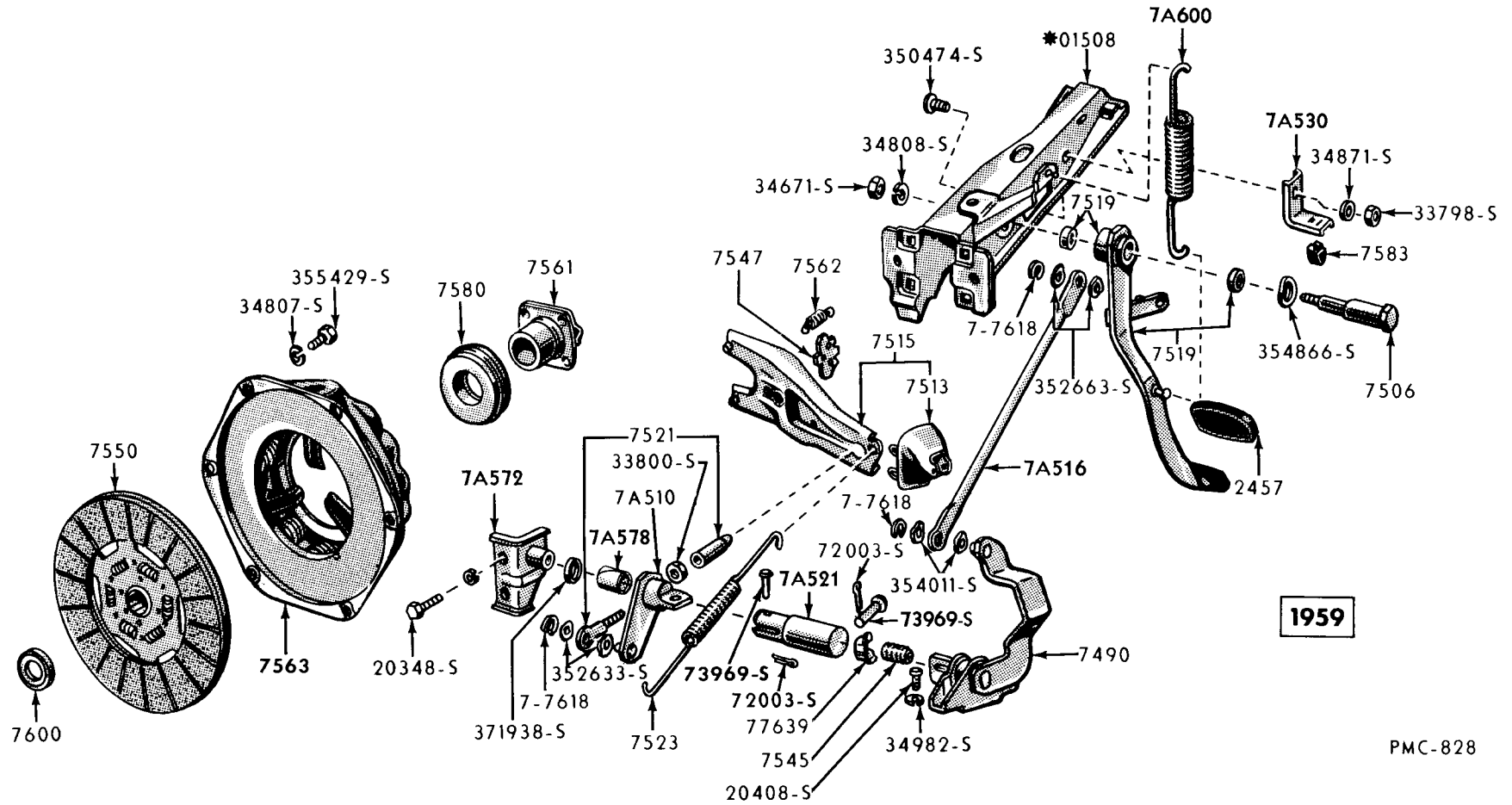
CLUTCH & CLUTCH PEDAL



* USE WITH 1958 MODELS ONLY

1957-58

CLUTCH & CLUTCH PEDAL

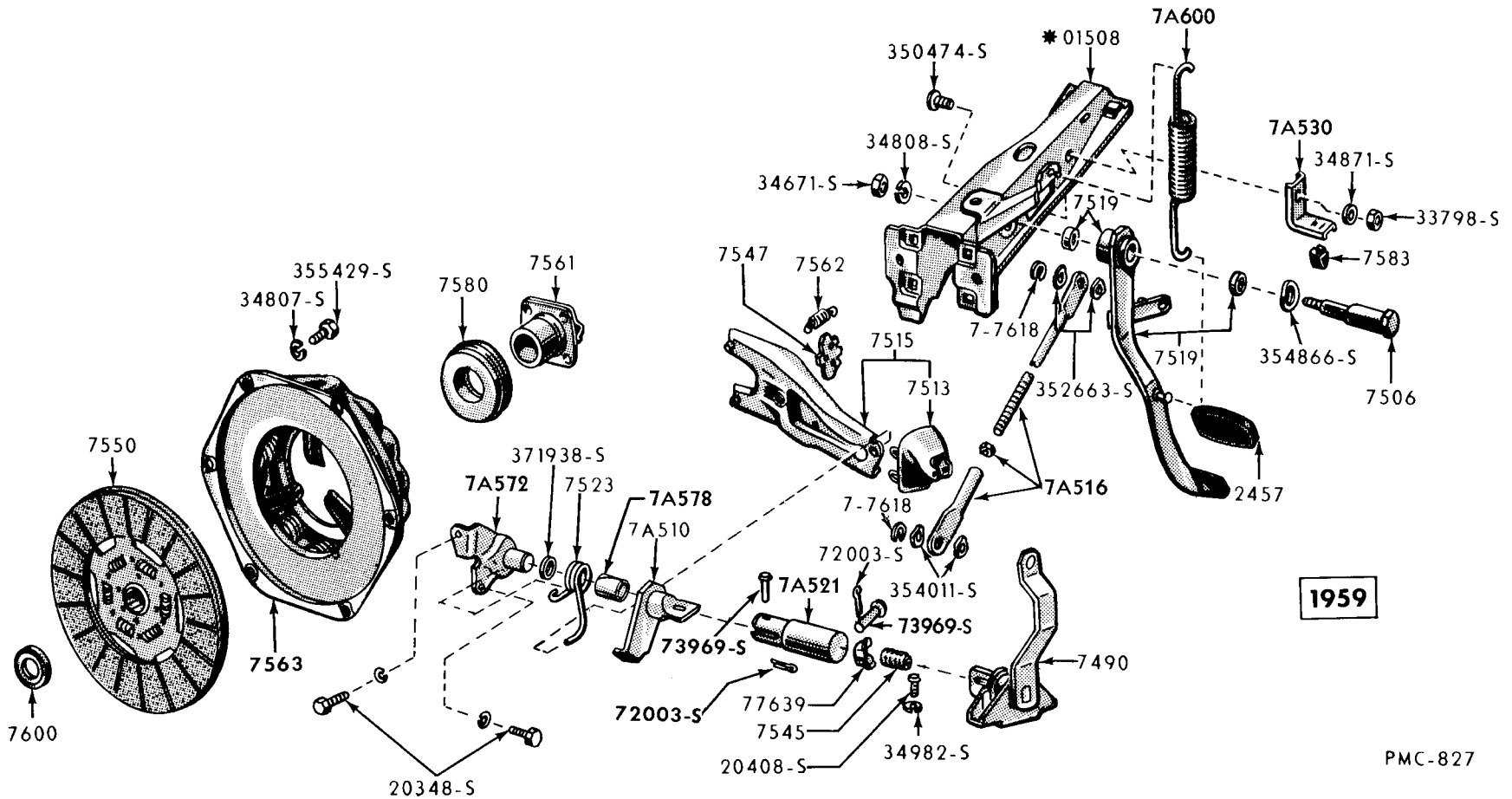


1959

PMC-828

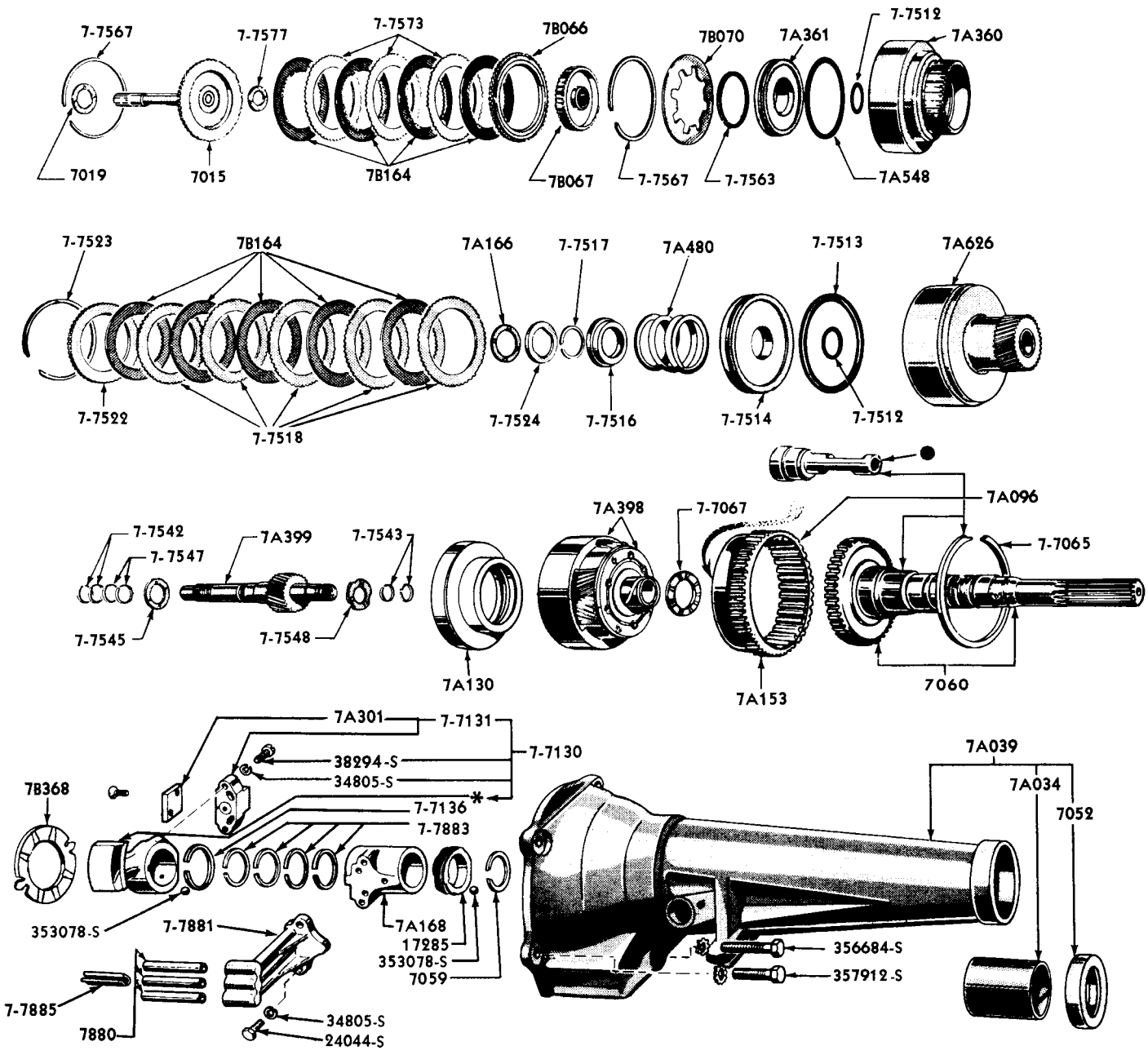
*REFER TO BODY CATALOG FOR APPLICATION

CLUTCH & CLUTCH PEDAL - 312 C.I.D. ENGINE



*REFER TO BODY CATALOG FOR APPLICATION

CLUTCH & CLUTCH PEDAL - 383 C.I.D. ENGINE

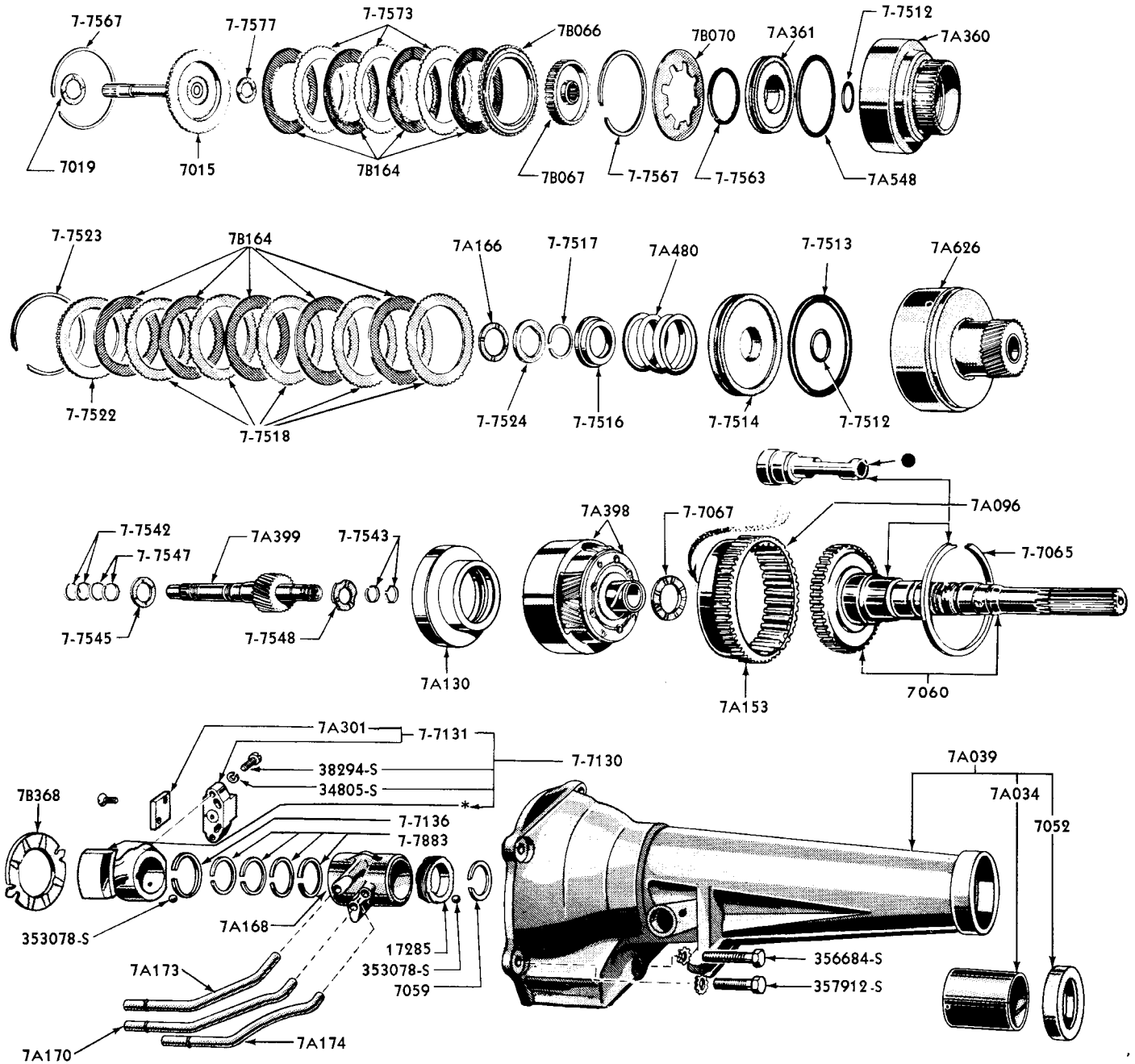


1956

* INCLUDED IN BASIC 77130
 ● SERVICED IN 7A096 OR 7060

PMC-90

GEAR TRAIN -A/T

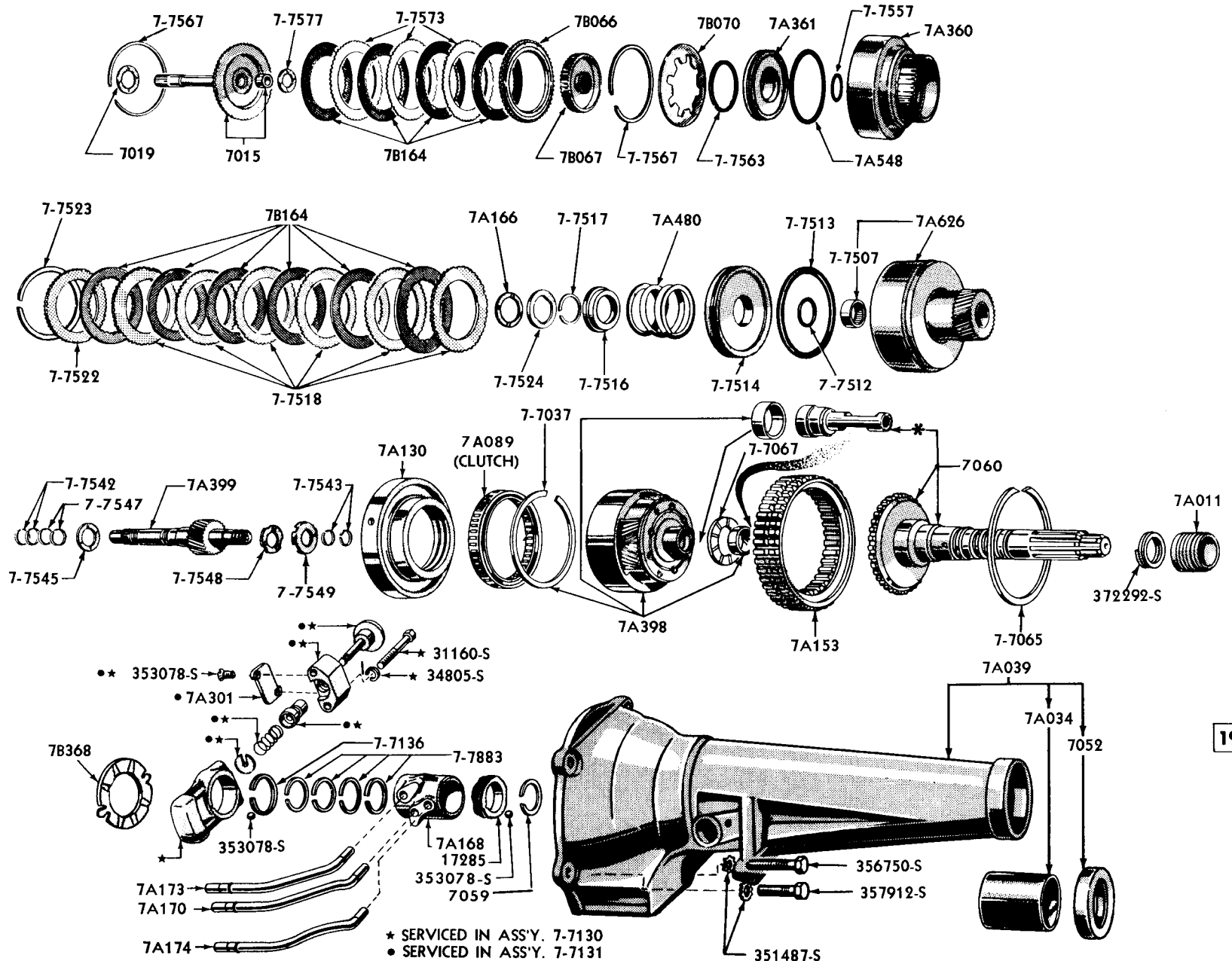


1957-58

*INCLUDED IN BASIC 77130
 ● SERVICED IN 7A096 OR 7060

PMC-447

GEAR TRAIN-A/T, SINGLE RANGE

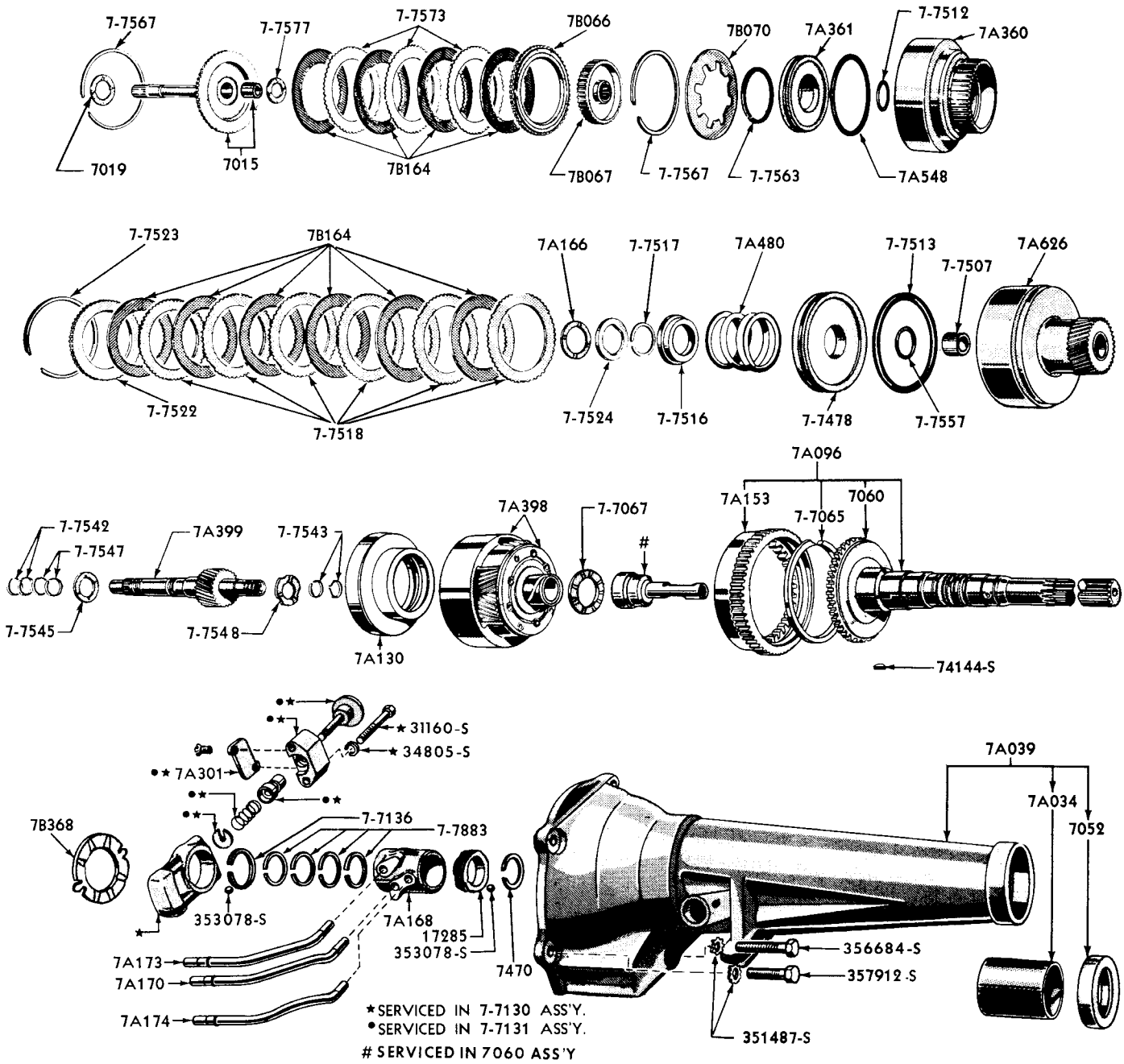


1958-59

* SERVICED IN ASS'Y. 7-7130
 • SERVICED IN ASS'Y. 7-7131
 * SERVICED IN ASS'Y 7060

PLC-867

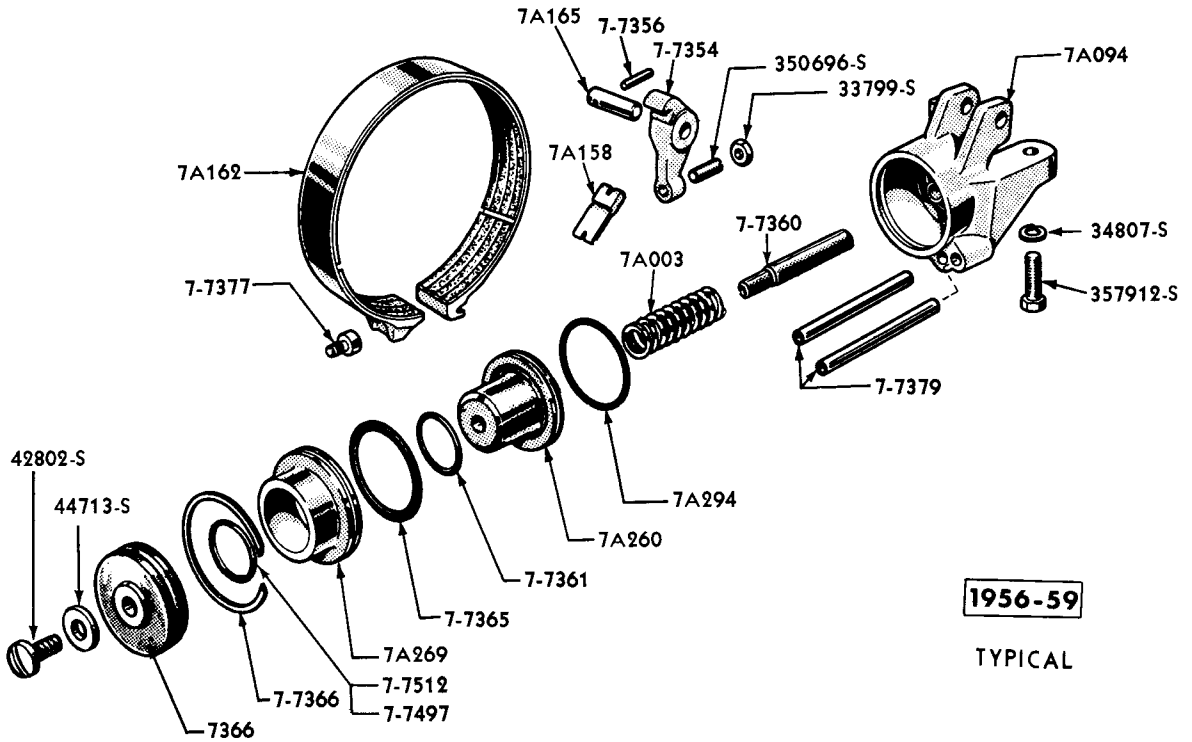
GEAR TRAIN-A/T, MULTI-DRIVE



1959

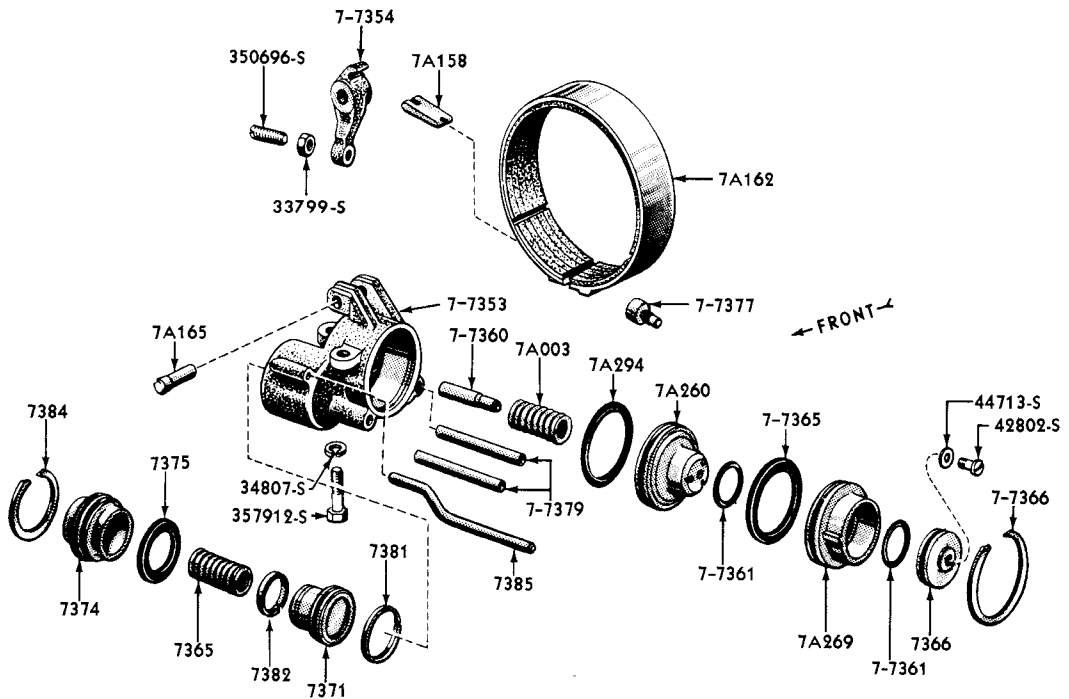
PEC-730

GEAR TRAIN-A/T, SINGLE RANGE



PMC-101

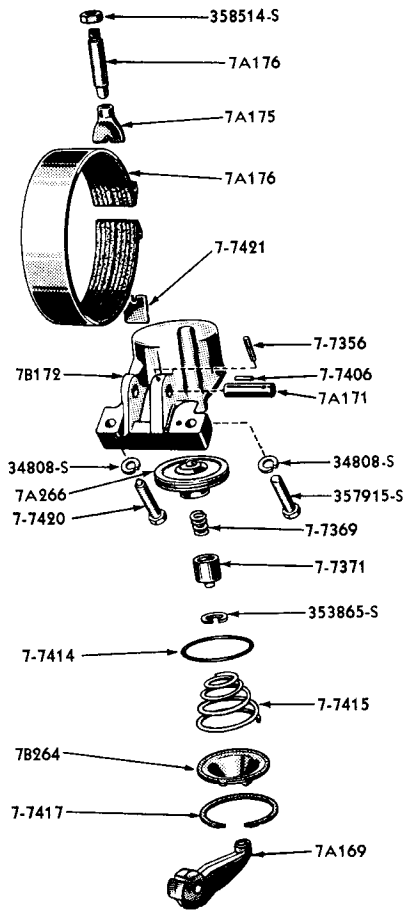
FRONT-SERVO-SINGLE RANGE



EC-683

1958-59

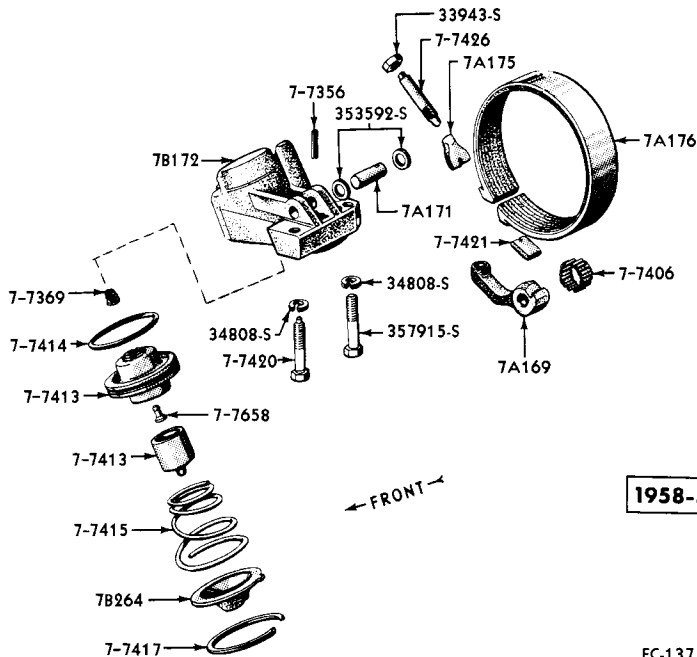
FRONT SERVO -MULTI-DRIVE



1956-57
TYPICAL

PMC-46

REAR SERVO-SINGLE RANGE

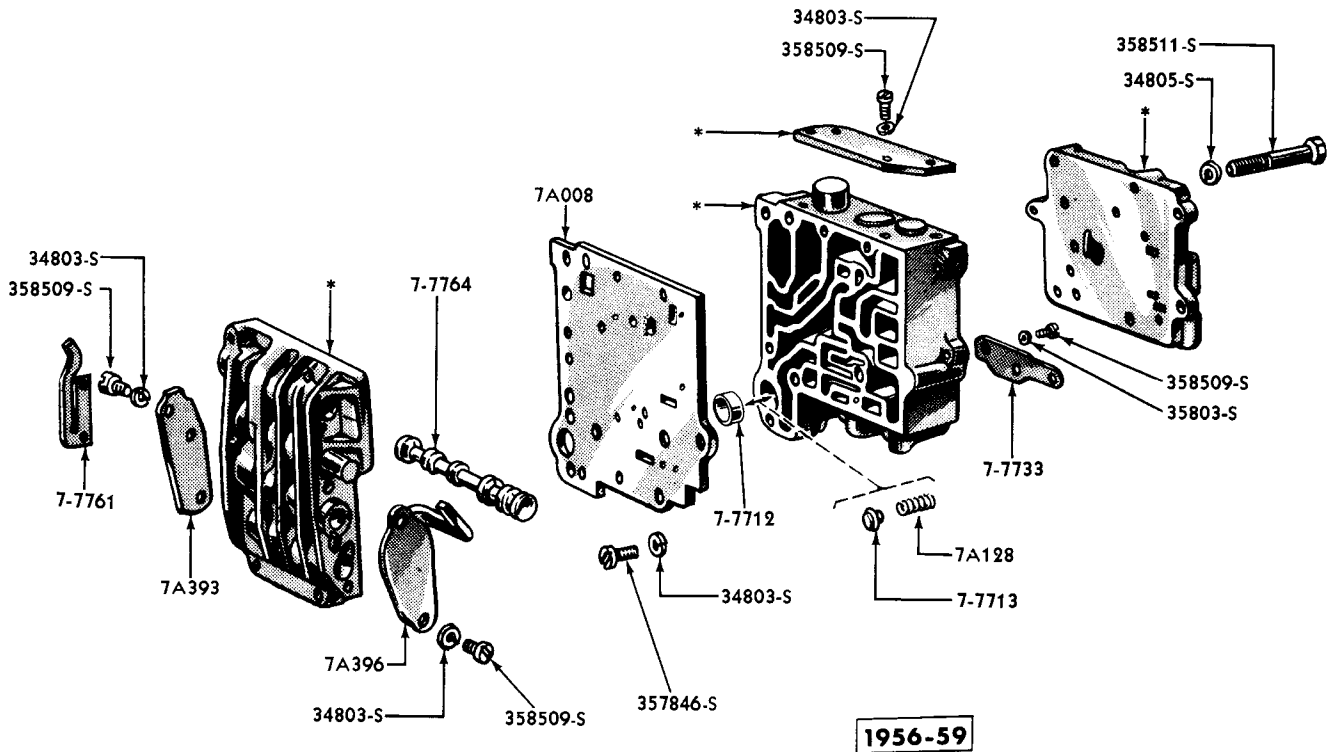


1958-59

← FRONT →

EC-137

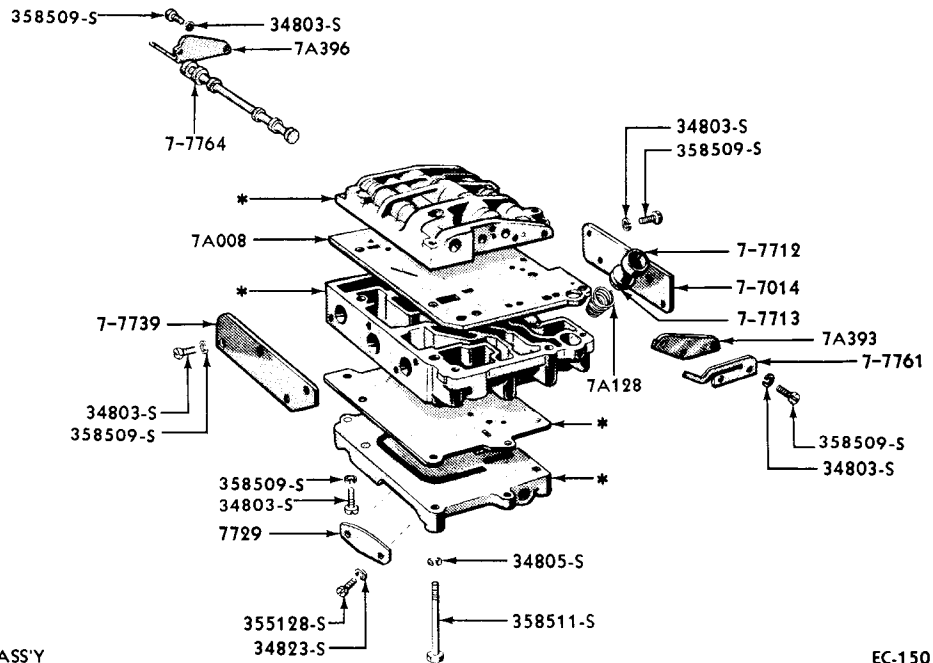
REAR SERVO -MULTI-DRIVE



* INCLUDED IN 7A100 ASSEMBLY

PMC-89

OIL CONTROL VALVE-SINGLE RANGE

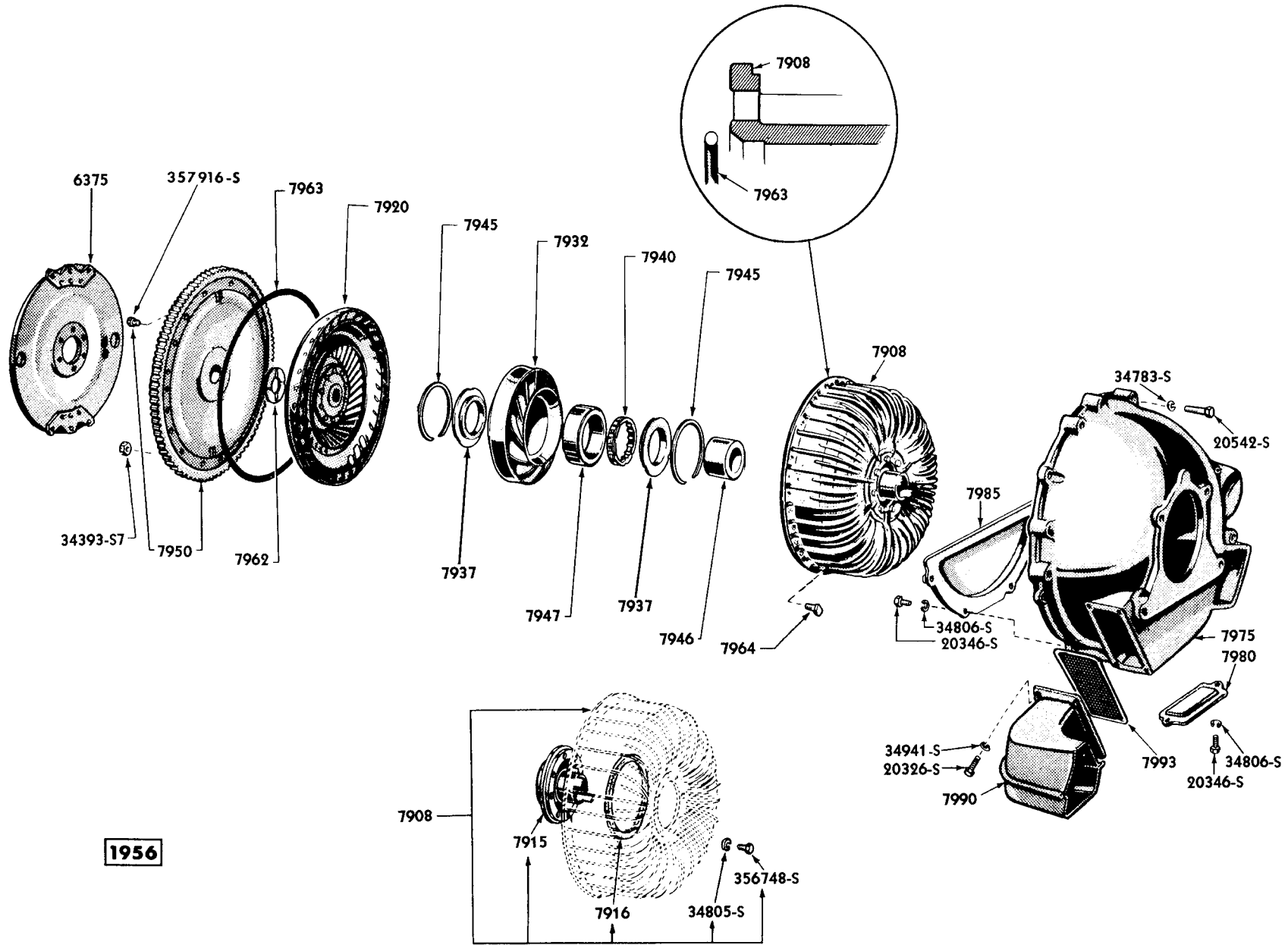


*INCLUDED IN 7A100 ASS'Y

EC-150

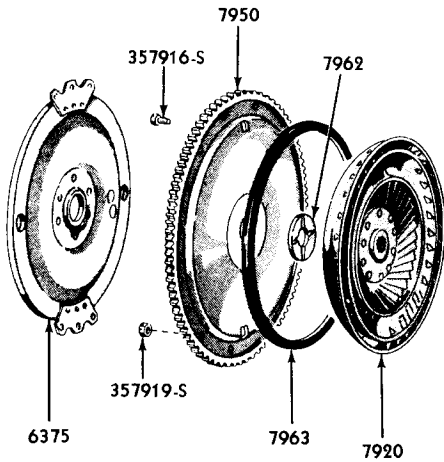
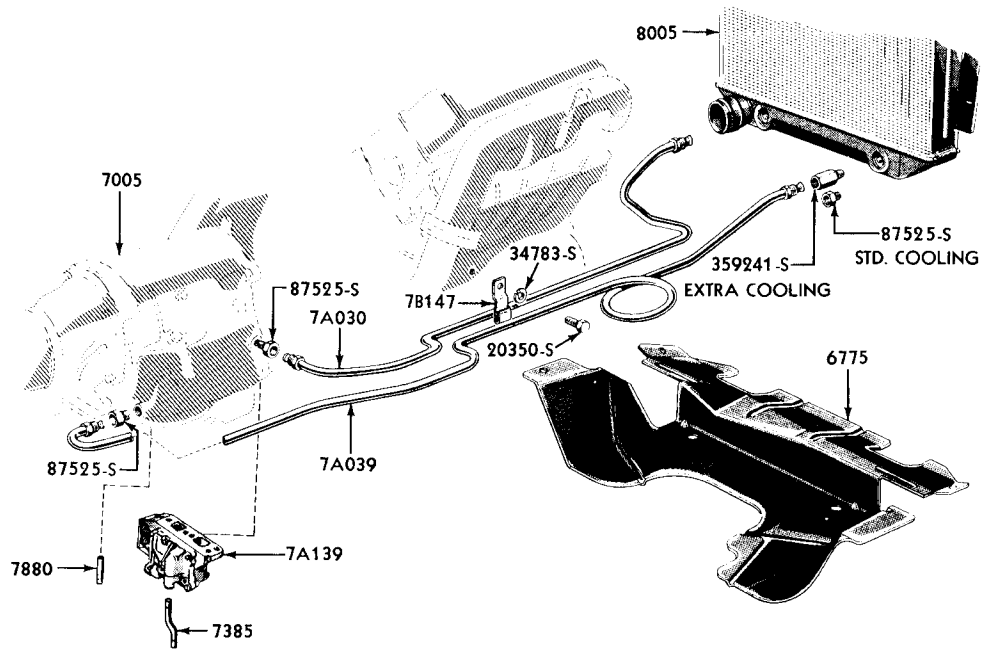
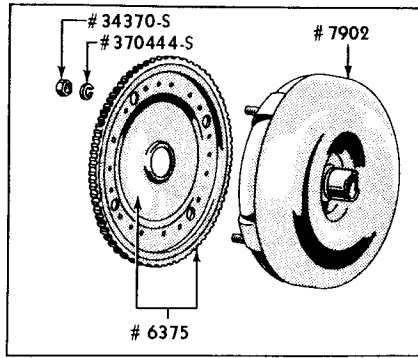
1958-59

OIL CONTROL VALVE -MULTI-DRIVE

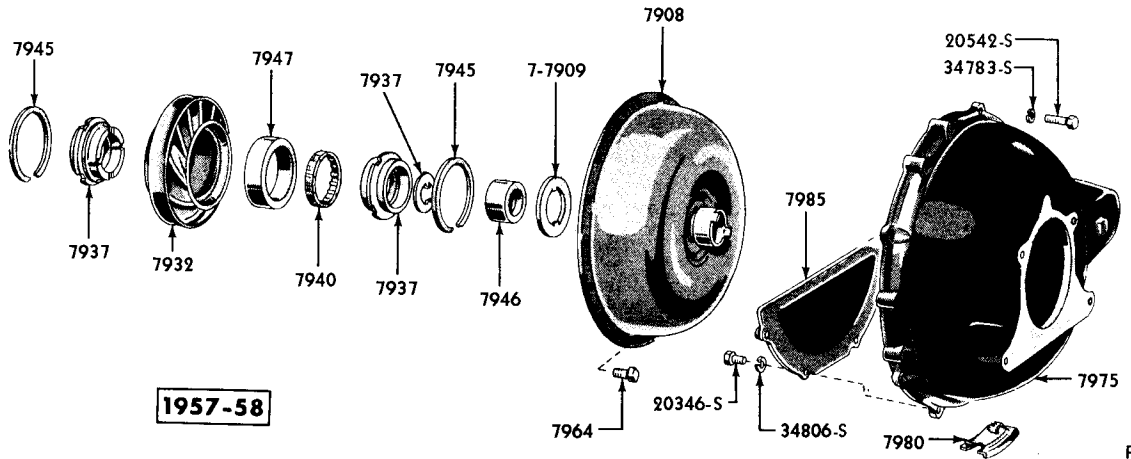


1956

CONVERTER -ALUMINUM

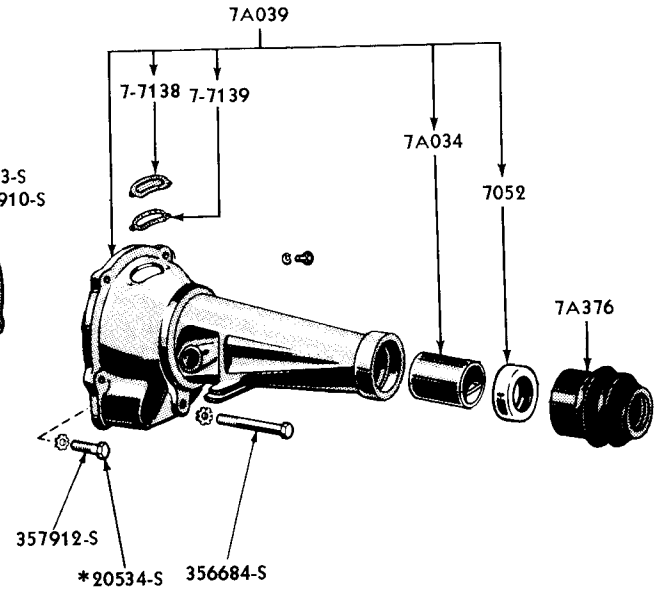
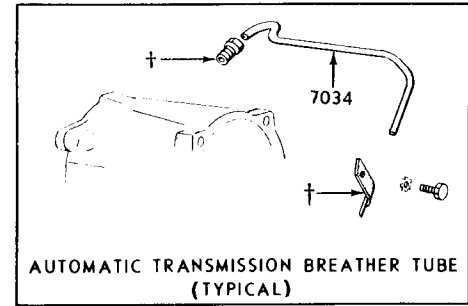
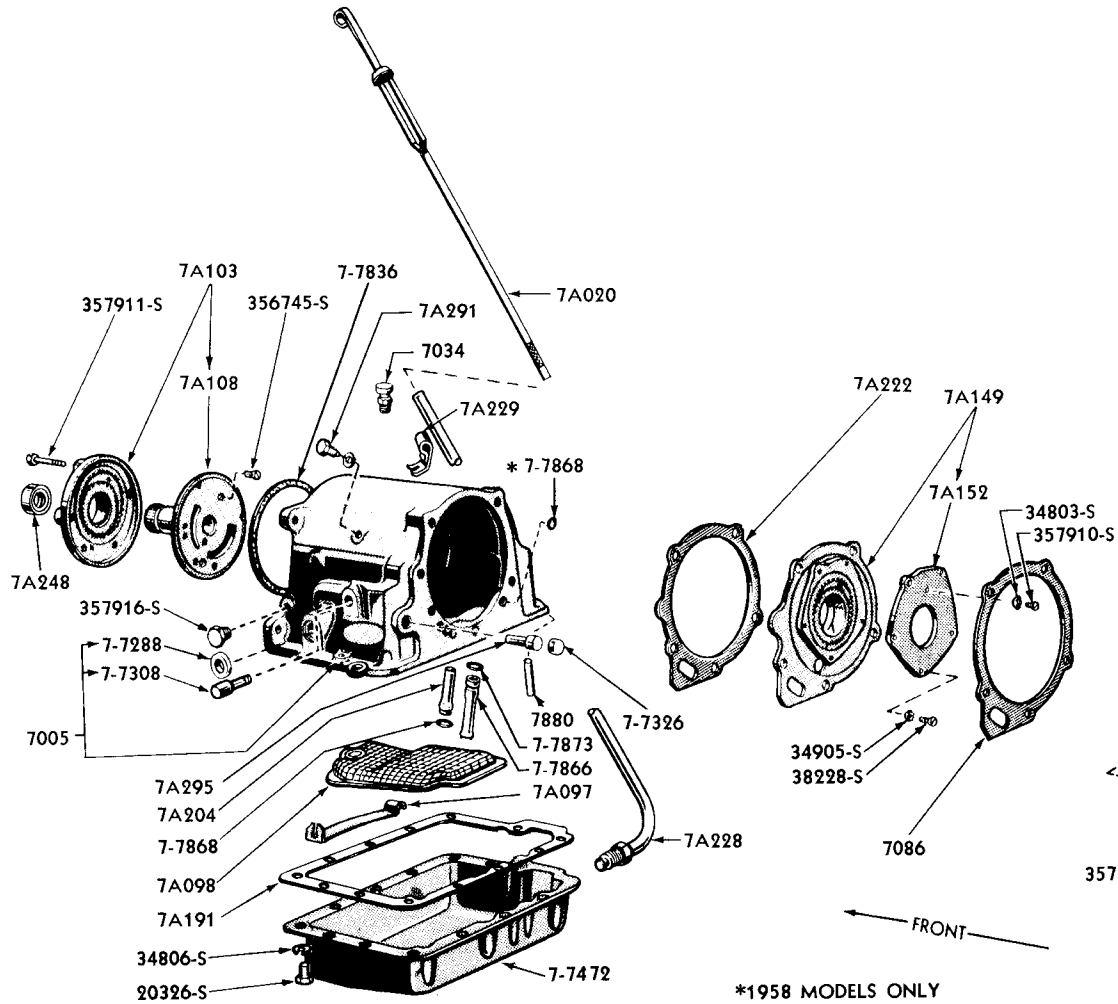


1958 MODEL ONLY



1957-58

CONVERTER - STEEL



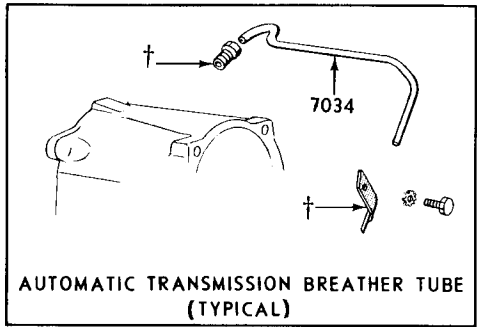
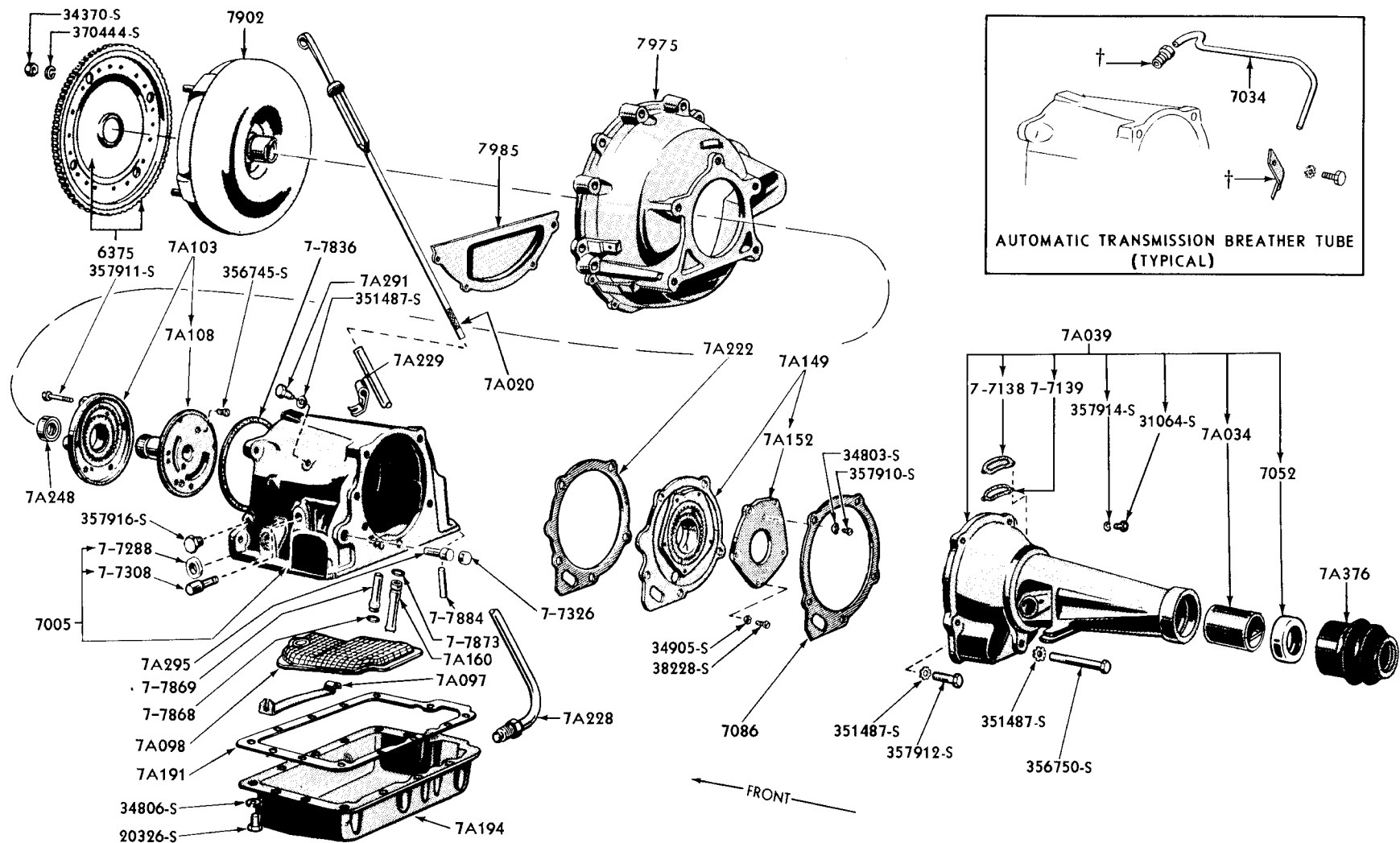
*1958 MODELS ONLY
 † REFER TO BASIC PART 7034 FOR APPLICATION

PMC-444

1956-58

TYPICAL

TRANSMISSION CASE -A/T



1959

PEC 736

† REFER TO BASIC PART 7034 FOR APPLICATION

TRANSMISSION CASE -A/T

Engine, Transmission and Carburetor Combination Chart - 1956-59 Mercury

Year	Carburetors	Engines	Automatic Transmissions			Standard Trans. & Overdrive
	Part Number	C. I. D.	Model No.	Type	Serial Number Prefix	Type
1956	◇ B6A-9510-Q (Use as service replacement for ◇B6A-9510-L, M, N carburetors)	312-4V	PAW-7000-A Alum. converter	S/R	56	S/T & O/D
			PAW-7000-D Steel converter	S/R	68	
1956	● ECZ-9510-F	312-4V	PAW-7000-A Alum. Converter	S/R	56	NONE
			PAW-7000-D Steel Converter	S/R	68	
1957	◇ B7A-9510-U (Use as service replacement for ◇B7A-9510-H and ●B7A-9510-J, U carburetors)	312-4V	PBA-7000-D & H	S/R	126 - 184	S/T & O/D
1957	● ECU-9510-G (Use as service replacement for ●ECU-9510-F carburetor)	368-4V	PAN-7000-M	S/R	128	NONE
1958	◇B9ME-9510-A (Use as service replacement for ◇B9EM-9510-B and ◇PB8M-9510-A and G carburetors)	312-2V	PBM-7000-E2	S/R	248	S/T & O/D
1958	◇ B7A-9510-U	312-4V	PBM-7000-E2	S/R	248	S/T & O/D
1958	†PB9M-9510-D (Use as service replacement for †EDG-9510-A and †PB8M-9510-J carburetors)	383-4V 383-4V Mod.	PBL-7000-A & M PBL-7000-G & N	S/R M/D	154 - 228 202 - 230	NONE
1958	†PB8M-9510-K (Use as service replacement for †EDG-9510-B carburetor)	383-4V	PBE-7000-A & G PBE-7000-C & H	S/R M/D	164 - 232 198 - 234	NONE
1958	◇PB9M-9510-G (Use as service replacement for ◇EDG-9510-D, E PB8M-9510-D, F, M, P carburetors)	383-4V 383-4V Mod.	PBL-7000-A & M PBL-7000-G & N	S/R M/D	154 - 228 202 - 230	S/T & O/D
1958	◇PB9M-9510-E (Use as service replacement for ◇EDJ-9510-A and ◇PB8M-9510-E, N carburetors)	430-4V	PBB-7000-D & H	M/D	200 - 236	NONE
1958	◇PB8M-9510-B	430-6V Secondary	PBB-7000-G	M/D	226	NONE

● - Carter † - Ford ◇ - Holley

Engine, Transmission and Carburetor Combination Chart - 1956-1959 Continued

Year	Carburetors	Engines	Automatic Transmissions			Standard Trans. & Overdrive
	Part Number	C. I. D.	Model No.	Type	Serial Number Prefix	Type
1958	◇PB8M-9510-C	430-6V Primary	PBB-7000-G	M/D	226	NONE
1959	◇B9ME-9510-A (Use as service replacement for ◇B9EM-9510-B carburetor)	312-2V	B9MP-7000-D B9PM-7000-A	S/R S/R	PBM-S PBM-G	S/T
1959	†PB9M-9510-B	383-2V	B9MP-7000-C B9PM-7000-D B9PM-7000-E	S/R S/R M/D	PBL-AD PBL-S PBL-T	NONE
1959	†PB9M-9510-D	383-4V	B9MP-7000-B B9PM-7000-B B9PM-7000-C	S/R S/R M/D	PBL-AC PBL-K PBL-L	NONE
1959	● B9S-9510-A	430-4V	B9MP-7000-A B9PM-7000-F	M/D M/D	PBB-T PBB-F	NONE
1959	†PB9M-9510-H	383-2V	B9MR-7003-B	NONE	NONE	S/T

● - Carter † - Ford ◇ - Holley

In the chart above the abbreviations "S/R" and "M/D" listed in the column under the heading of "TYPE" have the following meaning as to transmission application-

S/R - Single Range Transmissions Only

M/D - Multi-Drive Transmissions Only

MEMO

Transmission And Clutch

GROUP AND PART NUMBER	TYPE	DESCRIPTION, SIZE, ETC.	NO. REQ'D	MODEL OR ENGINE CUBIC INCH DISPLACEMENT	YEAR 19__
7000 TRANSMISSION & CONVERTER					
PAW 7000-A	A/T	NS-Identification serial plate prefix 56 - yellow background - aluminum converter - service details	1	312	56
PAW 7000-D	A/T	NS-Identification serial plate prefix 68 - yellow background - steel converter - service details	1	312	56
PBM 7000-E	S/R	Identification serial plate prefix 248 - yellow background (a)	1	312	58
PBE 7000-G	S/R	Identification serial plate prefix 232 - yellow background (a)	1	383	58
PBE 7000-H	M/D	Identification serial plate prefix 234 - yellow background (a)	1	383	58
PBB 7000-G	M/D	Identification serial plate prefix 226 - yellow background (a)	1	430-6V	58
PBB 7000-H	M/D	Identification serial plate prefix 236 - yellow background (a)	1	430-4V	58
B9MP 7000-D	S/R	PBM-S	1	312	59
B9PM 7000-A	S/R	PBM-G	1	312	59
B9MP 7000-B	S/R	PBL-AC	1	383	59
B9MP 7000-C	S/R	PBL-AD	1	383	59
B9PM 7000-D	S/R	PBL-S	1	383	59
B9PM 7000-E	M/D	PBL-T	1	383	59
B9MP 7000-A	M/D	PBB-T	1	430	59
20242-S8		Bolt-hex. hd. -7/16" - 14 x 2-3/8" - trans. and converter to engine	4-6	a	
34783-S7		Lockwasher-7/16"	4-6	a	
7003 TRANSMISSION & EXTENSION					
B5A 7003-L	S/T	⊕MC-7003-C	1	312	56
MG 7003-G	S/T	NS-Service details (a)	1	312	57
WAT 7003-A	S/T	(a)	1	312	58
MK 7003-A	S/T	(a)	1	383 (mod.)	58
B9MR 7003-B	S/T	NS-serviced in details	1	312, 383	59
24430-S8		Bolt-hex. hd. -7/16"-14 x 1-1/4"-trans. and extension to flywheel housing	4	a	
34783-S7		Lock-washer-7/16"	4	a	
7003 TRANSMISSION (LESS CONVERTER)					
PAW 7003-D	A/T	Use with steel converter	1	312	56
PBA 7003-H		NS-Serviced in details	1	312	57
PAN 7003-M	S/R	PAN NS-Service details (a)	1	368	57
PBM 7003-E	S/R	PBM	1	312	58
PBE 7003-G	S/R	PBE	1	383	58
PBL 7003-M	S/R	PBL	1	383 (mod.)	58
PBL 7003-N	M/D	PBL	1	383 (mod.)	58
PBE 7003-H	M/D	PBE	1	383	58
PBB 7003-H	M/D	PBB	1	430-4V	58
PBB 7003-G	M/D	PBB	1	430-6V	58
B9MP 7003-D	S/R	PBM-S	1	312	59
B9MP 7003-B	S/R	PBL-AC	1	383	59
B9MP 7003-C	S/R	PBL-AD	1	383	59
B9PM 7003-B	S/R	PBL-K	1	383	59
B9PM 7003-D	S/R	PBL-S	1	383	59
B9PM 7003-E	M/D	PBL-T	1	383	59
B9MP 7003-A	M/D	PBB-T	1	430	59
B9PM 7003-F	M/D	PBB-F	1	430	59
8N 6065-A1		Bolt-special-7/16"-14 transmission and converter to engine	6	a	

Transmission And Clutch

GROUP AND PART NUMBER	TYPE	DESCRIPTION, SIZE, ETC.	NO. REQ'D	MODEL OR ENGINE CUBIC INCH DISPLACEMENT	YEAR 19__
7A003 SPRING (TRANSMISSION FRONT BAND SERVO PISTON RETRACTING)					
B5AZ 7A003-A	A/T	29/32" O. D. x 2" long - 9-1/2" coils - ⊕PMB-77363-C, EB5A-77363-C	1	312, 368, 383(mod.), 383, 430	56/59
7005-6 CASE (TRANSMISSION)					
B7A 7005-B	S/R	Must be used with B8AZ-7A261-A - ⊕PBL-7005-F	(a) 1	312	56
B5A 7006-C	O/D	⊕MC-7006-A	1	312	56
B5A 7006-D	S/T	⊕MC-7006-B	(a) 1	312	56/57
			(a) 1	383(mod.)	58
B8MP 7005-C	A/T		(a) 1	312, 368	57
B7A 7006-A	S/T	& O/D - ⊕MG-7006-A	(a) 1	312, 383(mod.)	57/58
B8KP 7005-A	A/T	PBL transmission	(b) 1	383(mod.)	58
B8MP 7005-A	A/T	Also use - (1) B9LF-7A245-A tube (1) 372844-S clip	(d) 1	383, 430	58
B9MP 7005-F	S/R	Also use - (1) B8E-7014-A sleeve (1) 74274-S retainer Use 372987-S nut - 5/16" tube with the following transmission case - B8S-7005-A, B8MP-7005-C, B8KP-7005-A, B9AP-7005-AG, B9AP-7005-AH, B9AP-7005-AJ, B9AP-7005-AK, B9MP-7005-R and B8MP-7005-B case assembly only	(c) 1	312	58
B8A 7006-A	S/T	⊕WAR-7006-A	(b) 1 (b) 1	312 312, 383	58 59
COAP 7005-S	S/R	PBM - also use (1) B9AP-7A246-A tube (1) 372985-S clip (1) 372987-S nut when using to replace B9AP-7005-N case	(e) 1	312	59
B9AP 7005-R	S/R	PBL-AC-AD	(f) 1	383	59
B9MP 7005-D	S/R	PBL-K & S	(f) 1	383	59
COAP 7005-T	S/R	PBL - also use (1) B9AP-7A246-A tube (1) 372985-S clip (1) 372987-S nut when using to replace B9AP-7005-R case	(f) 1	383	59
COAP 7005-U	M/D	PBL - also use (1) B9AP-7A246-A tube (1) 372986-S clip (1) 372982-S nut when using to replace B9AP-7005-S case	(f) 1	383	59
COMP 7005-R	M/D	PBB - also use (1) B9LP-7A246-B tube (1) 372986-S clip (1) 372987-S nut when using to replace case with 1/8"-27 breather opening	(f) 1	430	59
20450-S8		Bolt-hex. hd. -7/16"-14 x 1-1/2"-	4	a, b	
34848-S8		Lockwasher-7/16"	4	a, b	
87525-S		Connector-steel-1/4" taper external thread x 5/8"-18 internal thread x 59/64" length	AR	f	
87651-S		Plug-dry seal pipe-1/4"-18	AR	a, b, d	
87964-S		Connector-5/16" O. D. -1/8"-20	1	d	
357916-S		Plug-dry seal pipe-1/8"-27	AR	a, c, d, e	
358035-S		Plug-ext. hd. -1/2"-filler & drain std. trans.	2	a, b	
358048-S		Plug-socket-hd. -3/4"-filler & drain	2	b	
359078-S		Connector-steel-1/8" taper external thread x 5/8"-18 internal thread x 59/64" length	1	e	
371550-S		Elbow-steel 1/8" taper external thread x 5/8"-18 internal thread x 17/32" length	1	e	
7A007 BEARING (TRANSMISSION PARKING LINKAGE NEEDLE)					
B8S 77507-A	A/T	1/16" dia. x 27/64" long	21	368, 383, 430	57/58
B8S 77507-B	M/D	1/16" dia. x 27/64" long - use with B8S-7313-A - bearing type toggle lever only - ⊕PBL-7A007-A	21	430	59

Transmission And Clutch

GROUP AND PART NUMBER	TYPE	DESCRIPTION, SIZE, ETC.	NO. REQ'D	MODEL OR ENGINE CUBIC INCH DISPLACEMENT	YEAR 19__
7A008 PLATE (TRANSMISSION CONTROL VALVE BODY SEPARATOR)					
B5A 77715-D	S/R	Use with B8A-77700-D stamped number "4" on lower valve body also PBM-77700-E stamped number "5" - @PMB-77715-D	(a) 1	312, 368, 383(mod.)	56/58
B8AZ 7A008-B	S/R	@PBL-77715-A, @B8A-77715-C	(a) 1	312, 368, 383(mod.), 383	56/58
	S/R	Use for PBL-K and S and PBM transmission	(a) 1	312, 383	59
B8AZ 7A008-A	M/D	Use for B8A-77700-D stamped number "4" on lower valve body and B8A-77700-E stamped number "5" on lower valve body - @PBM-77715-D, B8A-77715-B	(a) 1	383, 430	58/59
B9AP 7A008-A	M/D	Use with B8AZ-7A100-C controls stamped number "41" on lower valve body and B9MP-77700-Y control stamped number "40" on lower valve body	(a) 1	383(mod.), 383, 430	58
	M/D		(a) 1	383, 430	59
357846-S		Screw-flat hd. -No.10-24 x 3/8"-plate to upper valve body	1	a	
7A011 SEAL (TRANSMISSION MAIN SHAFT OIL)					
B8AZ 7A011-A	A/T	@PBL-7A011-A, @B7A-7048-B	(a) 1	312, 383(mod.), 383, 430	58/59
372292-S		Retaining ring-1-1/4" I.D.	1	a	
7014 SLEEVE (TRANSMISSION PARKING PAWL TORSION LEVER SUPPORT)					
B8E 7014-A	A/T	Steel tubing - 5/16" I.D. x 3/8" O.D. x 1-7/64" - @PBA-7014-A ☆ 1958 - use with B9MP-7005-F case only	1	312☆, 368, 383(mod.)☆, 383☆, 430☆	57/59
7-7014 PLATE (TRANSMISSION CONTROL LOWER VALVE BODY END)					
B8A 77014-A	M/D	@PBM-77014-A	(a) 1	383(mod.), 383, 430	58/59
34803-S		Lockwasher No. 10	AR	a	
358509-S		Screw No. 10-24 x 7/16" fill hd.	AR	a	
7015 SHAFT (TRANSMISSION INPUT)					
COAP 7015-B	A/T		1	312, 368	56/57
			1	383(mod.)	58
			1	383	59
B5A 7015-A	S/R	PBM - @PAK-7015-A	1	312	58
B8E 7015-A	A/T		1	383, 430	58
			1	430	59
B8A 7015-A	S/R	Use for PBM-S transmission only - @PBM-7015-A	1	312	59
B9T 7015-A	S/R	Use with B5S-7019-A for PBM-G transmission only - @PBW-7015-A	1	312	59
7017 GEAR (TRANSMISSION MAIN DRIVE)					
B5A 7017-A	S/T	& O/drive - @MC-7017-A	1	312	56/57
MK 7017-A	O/D		1	312	58
			1	383(mod.)	58
B8A 7017-C	S/T	@WAR-7017-A	1	312	58
			1	312, 383	59
7019 WASHER (TRANSMISSION INPUT SHAFT THRUST)					
B5S 7019-A	A/T	Use with B5S-7015-A - @PMB-7019-A	1	312, 368	56/57
			1	383(mod.)	58
			1	312, 383	59
B5A 7019-A	S/R	1.390" I.D. x 2.380" O.D. x .062" thick - @PAK-7019-A	1	312	58
B8E 7019-A	A/T	@PBB-7019-A	1	383, 430	58
			1	430	59

Transmission And Clutch

GROUP AND PART NUMBER	TYPE	DESCRIPTION, SIZE, ETC.	NO. REQ'D	MODEL OR ENGINE CUBIC INCH DISPLACEMENT	YEAR 19__
7A020 INDICATOR (TRANSMISSION OIL LEVEL)					
B5MY 7A020-A	A/T	2-21/64" from "full" mark to lower end of indicator - ⊕MC-77626-A	1	312	56/57
B7MY 7A020-A	A/T	2-5/16" from "full" mark to lower end of indicator - ⊕MJ-77626-A	1	368	57
B8MY 7A020-A	A/T	2-5/8" from "full" mark to lower end of indicator - ⊕MK-77626-A	1	383, 430	58
B8MY 7A020-B	A/T	2-37/64" from "full" mark to lower end of indicator - ⊕MK-77626-B	1	383(mod.)	58
B5A 77626-A	S/R	⊕AF-77626-A	1	312	58
B9MY 7A020-A	S/R	Non-locking type - 2-3/32" from "Full" mark to lower indicator - ⊕4848002, EPB9M-77626-A	1	312	59
B9MY 7A020-B	A/T	Non-locking type - 25-15/16" long - identification "Yellow" paint on indicator end - ⊕4848287, EPB9M-77626-D	1	383, 430	59
B9MM 7A020-B	A/T	26-1/4" long - locking type - when using to replace B9MY-7A020-B - also use (1) B9MY-7A228-A	1	383, 430	59
B9MM 7A020-C	S/R	Locking type - 2-37/64" from "Full" mark to lower indicator	1	312	59
7A022 INSULATOR (TRANSMISSION CONTROL SELECTOR NEUTRAL SWITCH)					
B8LY 7A022-A	S/R	⊕FFC-15827-A	1	312, 383	56 & 59
B8S 15827-A	S/R	"C" shaped - 1-27/32" long - nylon and brass - ⊕FFA-15827-D	1	312	58
COMF 7A022-A	M/D		1	383, 430	59
7025 BEARING (TRANSMISSION MAIN DRIVE GEAR) BALL					
8A 7025	S/T	& O/drive - main shaft - rear - (a) 2.832" O.D. (a)	1	312	56/57
26H 7025	S/T	& O/drive (a) AR (1) for main drive gear - S/T & O/drive transmission (1) for output shaft - S/T (1) for O/drive adaptor ☆Above application for S/T & O/drive 1956-57 models with 312 engine and 1958 model with 383(mod.) engine (1) for main drive gear - O/drive trans. (1) for O/drive adaptor ☆Above application for O/drive trans. on 1958 models with 312 engine	1	383(mod.)	58
B5S 7025-A	S/T	Main drive gear - 1-37/64" I.D. x 3-9/64" O.D. x 45/64" wide - ⊕AH-7025-A	1	312	58
353800-S		Washer-flat-25/64"O.D.-retains bearing to main drive gear shaft	1	312, 383 a	59
7B025 KIT (TRANSMISSION OIL PRESSURE REGULATOR VALVE SPRING & RETAINER)					
COAZ 7B025-B	A/T	Consists of the following - (1) B9AP-7A270-C spring (1) PMB-77462-A retainer	1	All	59
7026 SNAP RING (TRANSMISSION DRIVE GEAR BEARING RETAINING)					
8L 7026	S/T	& O/drive	1	312,383 (mod.)	56/58
51A 7026	S/T		1	312	58
			1	312, 383	59

Transmission And Clutch

GROUP AND PART NUMBER	TYPE	DESCRIPTION, SIZE, ETC.	NO. REQ'D	MODEL OR ENGINE CUBIC INCH DISPLACEMENT	YEAR 19_____
7A028 PRISM (TRANSMISSION CONTROL SELECTOR DIAL POSITION)					
B9MF 7A028-D	S/R		1	312, 383	59
B9MF 7A028-E	M/D		1	383, 430	59
7B028 TUBE (TRANSMISSION OIL COOLER OIL INLET) REAR					
B8MY 7B028-A	A/T	Rear - 3/8" O.D. x 47-1/2" approx. formed length with (2) inverted nuts - use with air conditioning only - @MK-7895-A	1	312, 383(mod), 383, 430	58
7030 SNAP RING (TRANSMISSION MAIN SHAFT REAR BEARING)					
8M 7030-A	S/T	& O/drive - .086"/.088" thick select (1) output shaft bearing to extension housing - front (1) main drive gear bearing to extension housing O/drive only (1) output shaft bearing to extension housing - rear	AR	312\$, 383(mod.)\$	56/58
8L 7030-B	S/T	& O/drive - .090"/.092" thick select	AR	312\$, 383(mod.)\$	56/58
8L 7030-C	S/T	& O/drive - .093"/.095" thick select	AR	312\$, 383(mod.)\$	56/58
8L 7030-D	S/T	& O/drive - .096"/.098" thick select	AR	312\$, 383(mod.)\$	56/58
8L 7030-E	S/T	& O/drive - .099"/.101" thick select	1	312\$, 383(mod.)\$	56/58
8M 7030-A	S/T	Thin - .086/.088" thick	1	312	58
			1	312, 383	59
7A030 TUBE (TRANSMISSION OIL COOLER OIL INLET)					
B6MY 7A030-A	A/T	3/8" O.D. x 38-3/8" - approx. formed length - use with steel converter - @MC-77874-B (a)	1	312	56
B7MY 7A030-A	A/T	3/8" O.D. x 51" approx. o/all length - @MG-77874-B (a, b)	1	312	57/58
B7MY 7A030-B	A/T	3/8" O.D. x 40" approx. o/all length - @MJ-77874-B (a, b)	1	368	57
B8MY 7A030-A	A/T	3/8" O.D. x 41" approx. o/all length - @MK-77874-C (a, b)	1	383(mod.), 383, 430	58
B9MY 7A030-A	S/R	3/8" O.D. x 48" approx. o/all length inverted nut on (1) end and flared on the other - @4847911, EPB9M-77874-C (c)	1	312	59
B9MY 7A030-B	A/T	3/8" O.D. x 37-21/32" approx. formed length with (1) inverted nut - @4848199, EPB9M-77874-D (a)	1	383, 430	59
87525-88		Connector-3/8"-inverted flared tube fitting-1/4" tapered thread-5/8"-18 (1) tube to transmission (1) tube to radiator-standard cooling only	AR	a	
359078-S		Connector-steel-1/8" taper external thread x 5/8"-18 internal thread x 59/64" length	1	c	
359127-88		Connector-3/8" tube-1/4" tapered thread-5/8"-18 x 2" long-tube to radiator-extra cooling only	1	a	
359241-S		Connector-tube-3/8"-1/4"-tapered thread-5/8"-18 female thread-2-9/32" o/all length-use with extra cooling	1	b	
		\$Use on S/T and/or O/drive for 1956-57 models with 312 C.I.D. engine and 1958 models with 383(mod.) C.I.D. engine \$Use on O/drive for 1958 models with 312 C.I.D. engine			

Transmission And Clutch

GROUP AND PART NUMBER	TYPE	DESCRIPTION, SIZE, ETC.	NO. REQ'D	MODEL OR ENGINE CUBIC INCH DISPLACEMENT	YEAR 19__
7A031 TUBE (TRANSMISSION OIL COOLER OIL OUTLET)					
B6MY 7A031-B		3/8" O.D. x 51" - approx. formed length - use with steel converter - ⊕MC-77879-C (b, d)	1	312	56
B7MY 7A031-A	A/T	3/8" O.D. x 38-1/2" approx. formed length - ⊕MG-77879-B (a, c)	1	312	57
B7MY 7A031-B	A/T	3/8" O.D. x 52-1/2" approx. formed length - ⊕MJ-77879-B (b, c)	1	368	57
B8MY 7A031-C	A/T	3/8" O.D. x 47-3/32" approx. o/all length with (2) inverted nuts - ⊕MK-77879-E (a, c)	1	312	58
B8MY 7A031-A	A/T	3/8" O.D. x 54" approx. o/all length - ⊕MK-77879-C (b, c)	1	383(mod.)	58
B8MY 7A031-D	A/T	Rear - 3/8" O.D. x 49-1/2" approx. formed length with (2) inverted nuts - use with air conditioning only - ⊕MK-7897-A	1	383(mod.)	58
B8MY 7A031-B	A/T	3/8" O.D. x 46" approx. o/all length - ⊕MK-77879-D (b, c)	1	383, 430	58
B9MY 7A031-A	S/R	3/8" O.D. x 47" approx. overall length inverted nut on (1) end and flared on the other - ⊕4847904, ⊕PB9M-77879-E (a)	1	312	59
B9MY 7A031-B	A/T	Copper - 5/16" I.D. x 3/8" O.D. - 25 ft. roll - cut to required length - ⊕B9MM-77879-D	AR	312, 383, 430	59
87525-S8		Connector-3/8" inverted flared tube fitting-1/4" tapered thread-5/8"-18 (1) tube to transmission (1) tube to radiator-standard cooling only	AR	b	
359127-S8		Connector-3/8" tube-1/4" tapered thread-5/8"-18 x 2" long-tube to radiator-extra cooling only	1	d	
359241-S		Connector-tube-3/8"-1/4"-tapered thread-2-9/32" o/all length - use with extra cooling	1	c	
371550-S		3/8"elbow-tube-trans. outlet tube to rear of trans. case	1	a	
7034 VENT (TRANSMISSION CASE)					
O1A 7034	S/T	& O/drive	1	312, 383(mod.)	56/58
	S/T		1	312, 383	59
B9MY 7A246-A	A/T	Kit consists of the following - (1) B9AP-7A245-A tube (1) 373111-S clip (1) 373125-S elbow For transmission with 1/8"-27 breather opening	1	312, 368, 383(mod.), 383	56/59
B9AP 7A246-A	A/T	Use with PBL and PBM transmission only - must use this tube with the following case assembly only - B8SP-7005-A B8MP-7005-C B8KP-7005-A B9AP-7005-AG B9AP-7005-AH B9AP-7005-AJ B9AP-7005-AK	1	312, 383(mod.)	58
B9LP 7A246-B	A/T	For transmission cases with 1/2"-20 breather opening (b)	1	383, 430	58
	A/T	(b)	1	430	59
CONTINUED ON NEXT PAGE					

Transmission And Clutch

GROUP AND PART NUMBER	TYPE	DESCRIPTION, SIZE, ETC.	NO. REQ'D	MODEL OR ENGINE CUBIC INCH DISPLACEMENT	YEAR 19__
7034 VENT (TRANSMISSION CASE) CONTINUED					
B9MY 7A246-B		Kit - Consists of the following - (1) B9MP-7A245-A tube (1) 373111-S clip (1) 373125-S fitting Use when replacing 1P-7034-B vent assy. or B9LP-7A245-A tube on PBB A/T with 1/8"-27 breather opening on side of case assy.	1	430	59
87964-S		Connector	1	a	
372844-S		Clip	1	a	
372986-S		Clip-breather tube	1	b	
7A034 BUSHING (TRANSMISSION EXTENSION)					
B5AZ 7A034-B		Rear-friction type - @8L-7697-B	2	312	56
B5AZ 7A034-A	A/T	Reamed - 1-13/16" O.D. x 2-1/8" long - @PMB-7687-B, @B5A-7697-A	1	312, 368, 383(mod.), 383, 430	56/59
7-7037 SNAP RING (PLANETARY CLUTCH)					
B8S 77037-A	M/D	Steel - 4-1/2" I.D. open diameter x 1/16" thick - @PBM-77037-A	1 1	383(mod.) 383	58 59
B8S 77037-B	M/D	Steel - 5-7/32" I.D. open diameter x 1/16" thick - @PBE-77037-A	1 1	383, 430 430	58 59
7039 KIT (UNIVERSAL JOINT) FRONT & REAR					
B6D 7039-A		<i>1760 Rear B9TT4724-A</i>	2 2	383, 430 All	58 59
7A039 EXTENSION (TRANSMISSION)					
B5AZ 7A039-D	O/D	@MC-7650-B, @B5A-7650-E	1	312	56
B5A 7650-C		@PMB-7650-A	1	312	56
B5A 7650-D	S/T	@MC-7650-A	1	312	56
B7AZ 7A039-A	A/T	@PBA-7650-A, @B7A-7650-B	(d) 1	312, 368	56/57
	A/T		(e) 1	383(mod.)	58
B7MY 7A039-A	O/D	Less oil seal - @MG-7650-J	(a) 1	312	57
B7MY 7A039-B	S/T	Less oil seal - @MG-7650-M	(b) 1	312	57
B8A 7650-B	S/T	Less oil seal - @WAR-7650-A	(c) 1	312	58
B7AZ 7A039-E	A/T	Includes rear bearing and seal - @PBM-7650-A, @B7A-7650-L	(a) 1	312	58
B8MY 7A039-B	O/D	Less oil seal - @MK-7650-D	(a) 1	312, 383 (mod.)	58
B8MY 7A039-A	S/T	Less oil seal - @MK-7650-B	(b) 1	383 (mod.)	58
B9AZ 7A039-A	A/T	@PBE-7650-B, @B8E-7650-A	(b) 1	383, 430	58
B9MY 7A039-A	S/T	Includes bushing - @6350005, @PB9M-7650-A	(c, f) 1	312, 383	59
B9MY 7A039-B	A/T	@6150554, @PB9M-7650-B	1	312, 383	59
COLP 7A039-B	M/D		1	430	59
20132-S2		Bolt-hex.-hd.-1/2"-13 x 1-1/4"-extension to transmission case	4	b	
20252-S2		Bolt-hex.-hd.-1/2"-13 x 2-3/4"-extension and adaptor to transmission case	4	a	
20410-S		Bolt-hex.hd.-7/16"-14 x 1-1/8" to transmission case	AR	c	
20534-S		Bolt-hex.hd.-3/8"-16 x 2-1/4"-extension to case	4	c	
34808-S		Lockwasher-medium-7/16"	AR	c	
34944-S2		Lockwasher-external tooth-1/2"-extension and adaptor to transmission case	4	a	
CONTINUED ON NEXT PAGE					

Transmission And Clutch

GROUP AND PART NUMBER	TYPE	DESCRIPTION, SIZE, ETC.	NO. REQ'D	MODEL OR ENGINE CUBIC INCH DISPLACEMENT	YEAR 19__
7A039 EXTENSION (TRANSMISSION) CONTINUED					
34944-S7		Lockwasher-external tooth-No.4-extension to transmission case	4	b	
45618-S8		Bolt-hex.hd.-1/2"-13 x 5-1/4"-extension to transmission case	1	a	
356684-S		Bolt-hex.hd.-3/8"-16 x 3-3/4"-ext. to case	1	d, e	
357912-S		Bolt-hex.hd.-3/8"-16 x 1-1/4"-ext. to case	4	d	
358048-S		Plug-3/4"-pipe thread-socket hd.	AR	f	
358829-S		Bolt-hex.hd.-3/8"-16 x 4-3/16"-ext. to case	1	d	
7040 BAFFLE (TRANSMISSION MAIN DRIVE GEAR OIL)					
8L 7040	S/T	& O/drive	1	312§,383(mod.)§	56/58
7047 SEAL (TRANSMISSION INPUT SHAFT OIL)					
B7A 7047-A	S/T	1-1/8" I.D. x 1-5/8" O.D. x 5/16" thick - ⊕AF-77047-A	1	312	58
			1	312,383	59
7050 RETAINER (TRANSMISSION MAIN DRIVE GEAR BEARING)					
B5A 7050-A	S/T	& O/drive - ⊕MC-7050-A (a)	1	312§,383(mod.)§	56/58
B7A 7050-A	S/T	⊕AG-7050-B (a)	1	312	58
			1	312,383	59
20366-S8		Bolt-hex.hd.-5/16"-18 x 7/8"-main drive gear retainer to transmission case	4	a	
34806-S		Lockwasher 5/16"	4	a	
7051 GASKET (TRANSMISSION MAIN DRIVE GEAR BEARING RETAINER)					
B6C 7051-A		.010" thick - also serviced in 7153 kit - ⊕8L-7051-A	1	312	56
B6C 7051-B		.015" thick - also serviced in 7153 kit - ⊕8L-7051-B	1	312	56
B6C 7051-D	S/T	& O/drive - .025" thick - also serviced in 7153 kit - ⊕8L-7051-D	1	312§,383(mod.)§	56/58
TAAA 7051-A	S/T	3-7/16" x 4-11/16"O.D. x 1/16" thick with (4) 11/32" dia. holes - cork - also serviced in 7153 kit	1	312	58
			1	312,383	59
7052 OIL SEAL (TRANSMISSION EXTENSION)					
B5AZ 7052-A	S/T	and/or O/drive - 1-11/16" I.D. x 2-1/2" O.D. x 3/4" thick ⊕PMB-7656-A, EB5A-7657-A	1	312	56/57
	O/D		1	312	58
	S/T	and/or O/drive	1	383(mod.)	58
	S/T		1	312,383	59
	A/T		1	312☆, 368, 383(mod.), 383, 430	56/59
		☆ Not used for PBM transmission for 1958 models with 312 C.I.D. engine			
21C 7052-A	S/T	1-1/2" I.D. x 2-3/8" O.D. x 3/4" thick	1	312	58
B1AZ 7052-B	S/R	1-1/2" I.D. x 2-3/8" O.D. x 3/4" thick - ⊕1P-7657-A	1	312	58
		§Use on S/T and/or O/drive for 1956-57 models with 312 C.I.D. engine and 1958 models with 383(mod.) C.I.D. engine			
		§Use on O/drive for 1958 models with 312 C.I.D. engine			

Transmission And Clutch

GROUP AND PART NUMBER	TYPE	DESCRIPTION, SIZE, ETC.	NO. REQ'D	MODEL OR ENGINE CUBIC INCH DISPLACEMENT	YEAR 19__
7054 TUBE (TRANSMISSION REVERSE & PARK INHIBITOR SWITCH)					
PB8M 7054-B	A/T	1/4" O.D. x 31-3/4" approx. formed length with (2) inverted nuts- must be used with MED-FEW-15824-B extends from trans. case to switch on intake manifold ⊕MED-FEW-7054-B	1	383 (mod.)	58
PB8M 7054-A	A/T	1/4" O.D. x 30" approx. formed length with (2) inverted nuts - must be used with MED-FEW-15824-B extends from trans. case to switch on intake manifold - ⊕MED-FEW-7054-A	1	383,430	58
7059 SNAP RING (TRANSMISSION SPEEDOMETER GEAR RETAINING)					
B7A 7059-A	ALL	⊕PAZ-17293-A (1) speedometer driving gear to output shaft (1) synchronizer to output shaft (1) speedometer driving gear to O/drive main shaft	AR	312, 368, 383(mod.), 383, 430	56/59
7-7059 SHAFT & RING GEAR (OUTPUT)					
See basic part number 7A096					
7060 OUTPUT SHAFT (TRANSMISSION)					
B5A 7060-A	A/T	☆Less ring gear and retainer - ⊕PAN-7060-B	1	312,368	56/57
B7A 7060-A	A/T	☆Less ring gear and retainer - ⊕PBM-7060-A	1	312	58
PBE 7060-A	A/T	☆Less ring gear and retainer	1	383,430	58
PBL 7060-B	A/T	☆Less ring gear and retainer	1	383(mod.)	58
	A/T		1	383	59
PB9M 7060-A	A/T	☆Less ring gear and retainer - ⊕6150744	1	312	59
PBB 7060-A	A/T	☆Less ring gear and retainer ☆ For ring gear and retainer application refer to groups 7-7064 - 7-7065	1	430	59
7061 SHAFT (TRANSMISSION OUTPUT)					
B5A 7061-E	S/T	30-11/16" o/all length - ⊕MC-7061-A	1	312	56
B5A 7061-F	O/D	⊕MC-7061-B	1	312	56/58
B7A 7061-D	S/T	34-1/2" o/all length - ⊕MG-7061-C	1	312	57
B8A 7061-A	S/T	19-27/64" with 32 tooth spline on front end and 24 tooth spline on rear end-⊕WAR-7061-A	1	312	58
MK 7061-C	S/T	35-1/2" o/all length	1	383 (mod.)	58
MK 7061-B	O/D	14-37/64" o/all length	1	383 (mod.)	58
B9MR 7061-A	S/T	34-1/2" o/all length	(a)	312, 383	59
353078-S		Ball-steel-1/4"	1	a	

Transmission And Clutch

GROUP AND PART NUMBER	TYPE	DESCRIPTION, SIZE, ETC.	NO. REQ'D	MODEL OR ENGINE CUBIC INCH DISPLACEMENT	YEAR 19__
7064 SNAP RING (TRANSMISSION MAIN DRIVE GEAR BEARING TO SHAFT)					
B5A 7064-A		.098"/.100" thick select with B5A-7064-B and 8L-7064-A, B, C and D - ⊕MC-7064-A	AR	312\$, 383(mod.)§	56/58
B5A 7064-B	S/T	and O/drive - .101"/.103" thick select with B5A-7064-A and 8L-7064-A, B, C and D - ⊕MC-7064-B	AR	312\$, 383(mod.)§	56/58
8L 7064-A	S/T	and O/drive - .086"/.088" thick select with 8L-7064 B, C, D and B5A-7064-A & B (1) bearing and main drive gear oil baffle to output shaft (1) bearing to main drive gear (1) bearing to O/drive main shaft (1) bearing to output shaft - O/drive	AR	312\$, 383(mod.)§	56/59
8L 7064-B	S/T	and O/drive - .089"/.091" thick select with 8L-7064 A, C, D and B5A-7064-A & B	AR	312\$, 383(mod.)§	56/59
8L 7064-C	S/T	and O/drive - .092"/.094" thick select with 8L-7064-A, B, D and B5A-7064-A and B	AR	312\$, 383(mod.)§	56/59
8L 7064-D	S/T	and O/drive - .095"/.097" thick select with 8L-7064-A, B, C and B5A-7064-A and B	AR	312\$, 383(mod.)§	56/59
B 7064	S/T	.091"/.093" thick - bearing to main drive gear	1 1	312 312, 383	58 59
7065 BEARING (TRANSMISSION MAIN SHAFT BALL)					
8A 7065	S/T	1-3/8" I.D. x 2-27/32" O.D. x 21/36" wide	1 1	312 312, 383	58 59
7-7065 SNAP RING (TRANSMISSION OUTPUT SHAFT RING GEAR RETAINER)					
B1A 77065-A	A/T	.054"/.056" - ⊕1P-77065-A☆	1 1	312, 368, 383(mod.) 312, 383	56/58 59
B1A 77065-B	A/T	.056"/.058" - ⊕1P-77065-B☆	1 1	312, 368, 383(mod.) 312, 383	56/58 59
B1A 77065-C	A/T	.058"/.060" - ⊕1P-77065-C☆	1 1	312, 368, 383(mod.) 312, 383	56/58 59
B1A 77065-D	A/T	.063"/.065" - ⊕1P-77065-D☆	1 1	312, 368, 383(mod.) 312, 383	56/58 59
B1A 77065-E	A/T	.068"/.070" - ⊕1P-77065-E☆	1 1	312, 368, 383(mod.) 312, 383	56/58 59
B8E 77065-A	A/T	.054"/.056" - ⊕PBB-77065-A☆	1 1	383, 430 430	58 59
B8E 77065-B	A/T	.056"/.058" - ⊕PBB-77065-B☆	1 1	383, 430 430	58 59
B8E 77065-C	A/T	.058"/.060" - ⊕PBB-77065-C☆	1 1	383, 430 430	58 59
B8E 77065-D	A/T	.063"/.065" - ⊕PBB-77065-D☆	1 1	383, 430 430	58 59
B8E 77065-E	A/T	.068"/.070" - ⊕PBB-77065-E☆	1 1	383, 430 430	58 59
		☆For shaft see 7060 and 7A153 for gear			
		§Use on S/T and/or O/drive for 1956-57 models with 312 C.I.D. engine and 1958 models with 383(mod.) C.I.D. engine §Use on O/drive for 1958 models with 312 C.I.D. engine			

Transmission And Clutch

GROUP AND PART NUMBER	TYPE	DESCRIPTION, SIZE, ETC.	NO. REQ'D	MODEL OR ENGINE CUBIC INCH DISPLACEMENT	YEAR 19__
7B066 PLATE (TRANSMISSION FRONT CLUTCH PRESSURE)					
B1AZ 7B066-A	A/T	External spline - 54 teeth - ⊕PAN-77569-A -	1	312, 368	56/57
	A/T	EB5A-77569-C	1	383(mod.)	58
	A/T		1	383	59
B5AZ 7B066-A	S/R	External spline - ⊕PAK-77569-B - EB5A-77569-B	1	312	58/59
B8SZ 7B066-A	A/T	External spline - 60 teeth - ⊕PBB-77569-A -	1	383, 430	58
	M/D	EB8E-77569-A	1	430	59
7B067 HUB (TRANSMISSION FRONT CLUTCH)					
B5SZ 7B067-A	A/T	External spline - 45 teeth - ⊕PMB-77574-A -	1	312, 368	56/57
	A/T	EB5S-77574-A	1	383(mod.)	58
	A/T		1	383	59
B1AZ 7B067-A	S/R	Internal spline - 20 teeth - external spline - 45 teeth - ⊕PAK-77574-A, EB5A-77574-B	1	312	58/59
B8SZ 7B067-A	A/T	External spline - 52 teeth - ⊕PBB-77574-A -	1	383, 430	58
	M/D	EB8E-77574-A	1	430	59
7-7067 WASHER (TRANSMISSION OUTPUT SHAFT THRUST)					
B5A 77067-J	A/T	Front - bronze - .061"/.063" thick	1	312, 368, 383(mod.)	56/58
		select fit with B5A-77067-K, L, M - ⊕PMB-77067-A	1	312, 383	59
B5A 77067-K	A/T	Front - bronze - .067"/.069" thick	1	312, 368, 383(mod.)	56/58
		select fit with B5A-77067-J, L, M - ⊕PMB-77067-B	1	312, 383	59
B5A 77067-L	A/T	Front - bronze - .074"/.076" thick	1	312, 368, 383(mod.)	56/58
		select fit with B5A-77067-J, K, M - ⊕PMB-77067-C	1	312, 383	59
B5A 77067-M	A/T	Front - bronze - .081"/.083" thick	1	312, 368, 383(mod.)	56/58
		select fit with B5A-77067-J, K, L - ⊕PMB-77067-D	1	312, 383	59
B8E 77067-A	A/T	Front - bronze .061"/.063" thick	1	383, 430	58
		select fit with B8E-77067-B, C, D - ⊕PBB-77067-A	1	430	59
B8E 77067-B	A/T	Front - bronze - .067"/.069" thick	1	383, 430	58
		select fit with B8E-77067-A, C, D - ⊕PBB-77067-B	1	430	59
B8E 77067-C	A/T	Front - bronze - .074"/.076" thick	1	383, 430	58
		select fit with B8E-77067-A, B, D - ⊕PBB-77067-C	1	430	59
B8E 77067-D	A/T	Front - bronze - .081"/.083" thick	1	383, 430	58
		select fit with B8E-77067-A, B, C - ⊕PBB-77067-D	1	430	59
7B070 SPRING (TRANSMISSION FRONT CLUTCH DISC)					
COMP 7B070-A	A/T	5-29/32" O. D. x 5/64" thick - concave	1	383, 430	58
	M/D		1	430	59
COAP 7B070-A	A/T		1	312, 383	59
7B071 SPRING (TRANSMISSION CONTROL SELECTOR LEVER)					
CODZ 7B071-A	A/T	(14) coils x 1-5/16" long - ⊕FDU-77222-A	1	312, 383, 430	59
7-7073 BUTTON (TRANSMISSION CONTROL SELECTOR KEYBOARD PUSH)					
FEK 77073-A	A/T	Low - R. H.	1	312, 368	57
FEK 77073-B	A/T	Drive - R. H.	1	312, 368	57
FEK 77264-A	A/T	Reverse - L. H.	1	312, 368	57
FEK 77264-C	A/T	Neutral - start - L. H.	1	312, 368	57
FEW 77073-K	A/T	Reverse	1	383(mod.), 383, 430	58
FEW 77073-L	A/T	Neutral - start	1	383(mod.), 383, 430	58

CONTINUED ON NEXT PAGE

Transmission And Clutch

GROUP AND PART NUMBER	TYPE	DESCRIPTION, SIZE, ETC.	NO. REQ'D	MODEL OR ENGINE CUBIC INCH DISPLACEMENT	YEAR 19__
7-7073 BUTTON (TRANSMISSION CONTROL SELECTOR KEYBOARD PUSH) CONTINUED					
FEW 77073-M	A/T	Hill control	1	383(mod.), 383, 430	58
FEW 77073-N	S/R	Drive - R. H.	1	383(mod.), 383	58
FEW 77073-R	M/D	Cruising range	1	430	58
FEW 77073-S	M/D	High performance range	1	430	58
7-7075 CARRIER (TRANSMISSION CONTROL SELECTOR PUSH BUTTON-PARK SLIDE)					
FEK 77075-B	A/T		1	312,368	57
FEW 77300-C	A/T		1	383(mod.), 383, 430	58
7076 PLATE (TRANSMISSION CONTROL SELECTOR KEYBOARD)					
FEK 7076-A	A/T		(a) 1	312, 368 except 65, 75	57
FEK 7076-C	A/T		(a) 1	65, 75, 76B Cruiser Conv.	57
FEK 7076-C	A/T		1	65A, 75A	58
51855-S8		Screw-pan hd. tapping-No. 8-32 x 3/8"	3	a	
7078 SEAL (UNIVERSAL JOINT GREASE)					
OIT 7078-A		(4) front end of drive shaft (4) rear end of drive shaft Also serviced in 7039 kit	8	All	56/59
7-7078 GASKET (TRANSMISSION CONTROL SELECTOR PUSH BUTTON OPENING COVER)					
FEK 77078-B		Used with ECZ engine when automatic transmission is not installed	1	All except 65,75	57/58
7-7081 COVER (TRANSMISSION CONTROL SELECTOR PUSH BUTTON OPENING)					
FEW 77081-B	S/T	and O/drive	1	312	58
7082 SPRING (TRANSMISSION CONTROL SELECTOR KEYBOARD BUTTON-LOCK BAR)					
FEK 7082-C	A/T	Lower - 1-3/4" free length - (20) 1/2" coils	1	312, 368	57
FEK 7082-B	A/T	Upper - 1" free length - (28) coils	1	312, 368, 383(mod.), 383, 430	57/58
FEW 7082-C	A/T	.180" dia. - 2.23" extended length - (32) coils hooked both ends - used on models built prior to 5-15-58	1	383(mod.), 383, 430	58
FEW 7082-D	A/T	.190" dia. - .75" free length - hooked ends- lock bar to top of selector assy. - rear - used on models built after 5-15-58	1	383(mod.), 383, 430	58
FEW 7082-E	A/T	.190" dia. - 1-13/32" o/all free length - hook on both ends - pedal to top of selector assy. - used on models built after 5-15-58	1	383(mod.), 383, 430	58
7083 FERRULE (UNIVERSAL JOINT SPIDER)					
O1Y 7083		(4) front end of drive shaft (4) rear end of drive shaft	8	All	56/58
7084 SPIDER (UNIVERSAL JOINT)					
21C 7084		NS-Serviced in 7039 kit only	2	All	56/58
7085 BRACKET (TRANSMISSION EXTENSION MOUNTING)					
PB8M 7085-A	A/T	⊕4846383	(a) 1	383(mod.)	58
20368-S		Screw-hex.hd.-3/8"-16 x 1	2	a	
33799-S		Nut-hex.-3/8"-16	1	a	
34942-S		Washer-extension tooth-3/8"	2	a	
7086 GASKET (TRANSMISSION EXTENSION)					
1P 7086-A	A/T	Rubber coated - hard fiber - also serviced in 7153 kit	1	312,368,383(mod.)	56/58
			1	312, 383	59
8L 7086-A	S/T		1	312	56/57
			1	383(mod.)	58
CONTINUED ON NEXT PAGE					

Transmission And Clutch

GROUP AND PART NUMBER	TYPE	DESCRIPTION, SIZE, ETC.	NO. REQ'D	MODEL OR ENGINE CUBIC INCH DISPLACEMENT	YEAR 19__
7086 GASKET (TRANSMISSION EXTENSION) CONTINUED					
B7A 7086-A		O/drive - also serviced in 7153 kit - ⊕MG-7086-A	1	312, 383(mod.)	57/58
B8A 7086-A	S/T	1/64" thick - with (1) 4-5/16" dia. hole and (4) 15/32" dia. holes on each corner - paper- ⊕WAR-7086-A	1 1	312 312, 383	58 59
B8S 7086-A	A/T	Also serviced in 7153 kit - ⊕PBB-7086-B	1 1	383, 430 430	58 59
7A089 CLUTCH (TRANSMISSION PLANETARY)					
B8A 7A089-A	M/D	(4) drag springs on inner ring - 36 sprags - 4-15/32" I.D. of race - ⊕PBM-7504-A	1	383(mod.)	58
B8S 7A089-A	M/D	(5) drag springs on inner ring - 40 sprags - 5-3/8" I.D. of race - ⊕PBE-7504-A	1	383, 430	58
B9AZ 7A089-A	M/D	(4) drag springs on inner ring - 24 sprags - ⊕B9AP-7504-A	1	383	59
B9AZ 7A089-B	M/D	(5) drag springs on inner ring - 30 sprags - ⊕B9MP-7504-A	1	430	59
7B093 HOSE (TRANSMISSION OIL COOLER)					
B9MY 7B093-A	A/T	Fabric - 3/8" I.D. x 5/8" O.D. x (a) 4-5/32" - ⊕4847905, ⊕PB9M-77891-A	2	312, 383, 430	59
		97328-S Clamp	AR	a	
		372174-S Nipple-3/8" hose-1/4"-18 taper thread (1) end	AR	a	
7A094 BODY (TRANSMISSION FRONT BAND SERVO)					
B9MP 7A094-A	S/R	(a)	1	312, 368	56/57
	S/R	(a)	1	383(mod.), 383	58
	S/R	(a)	1	383	59
B9AP 7A094-C	S/R	(a)	1	312	58/59
B9MP 7A094-B	M/D	(a)	1	383(mod.), 383, 430	58
	M/D	(a)	1	383, 430	59
		34807-S Lockwasher-3/8"	2	a	
		357912-S Bolt-hex. hd.-3/8"-16 x 1-1/4"-servo to transmission case	2	a	
7096 RING (UNIVERSAL JOINT SPIDER BEARING RETAINING SNAP)					
O1Y 7096		Also serviced in 7039 kit	6	All	56/59
7A096 SHAFT & RING GEAR (OUTPUT)					
B5A 77059-D		⊕PMB-77059-A	1	312	56
B7MY 7A096-A	A/T	⊕PAN-77059-C (a)	1	312, 368	57
B8A 77059-B	A/T	67 external teeth - ⊕PBM-77509-A (a)	1	312	58
		74144-S Key-Woodruff-No. 5-rear pump driving gear to output shaft	1	a	
7A097 CLIP (TRANSMISSION OIL PAN SCREEN RETAINING)					
B5MY 7A097-A	A/T	⊕PMB-77482-A, ⊕B5A-77482-A	1	312, 368, 383(mod.)	56/58
	A/T		1	312, 383	59
B8E 77482-A	A/T	⊕PBB-77482-A	1	383, 430	58
	M/D		1	430	59
7A098 SCREEN (TRANSMISSION OIL PAN)					
B9MP 7A098-B	A/T		1	312, 368	56/57
	A/T		1	383(mod.)	58
	A/T		1	383	59
B9AP 7A098-B	S/R		1	312	58/59
B9MP 7A098-A	A/T		1	383, 430	58
	M/D		1	430	59

Transmission And Clutch

GROUP AND PART NUMBER	TYPE	DESCRIPTION, SIZE, ETC.	NO. REQ'D	MODEL OR ENGINE CUBIC INCH DISPLACEMENT	YEAR 19__
7B099 SOCKET & HOUSING (TRANSMISSION CONTROL SELECTOR LEVER)					
B9MF 7B099-AP	A/T	Also includes selector lever indicator lamp cover	1	312, 383, 430	59
7-7099 BRACKET (TRANSMISSION CONTROL CABLE)					
FEK 77099-A	A/T		(a) 1	312, 368	57
FEW 77099-A	A/T		(a) 1	383(mod.), 383, 430	58
20310-S8		Screw-hex. hd. -5/16"-18 x 1/2"	1	a	
34941-S8		Washer-ext. tooth-5/16"	1	a	
42067-S8		Screw-slotted hex. hd. tapping-No. 10-12 x 1/2"	1	a	
44722-S8		Washer-flat-5/16"	1	a	
7100 GEAR (TRANSMISSION LOW & REVERSE SLIDING)					
B5A 7100-B		⊕MC-1700-A ☆ 1956-57 - use for S/T and O/drive trans. ☆ 1958 - use for O/drive trans.	1	312*	56/58
B8A 7100-A	S/T		1	312	58
MK 7100-A	S/T	and O/drive	1	383(mod.)	58
B9AR 7100-C	S/T		1	312,383	59
7A100 CONTROL (TRANSMISSION MAIN)					
B7AZ 7A100-B	A/T	Marked "B" - use with B5A-77764-A - refer to group 7-7764 - ⊕PAW-77700-C, EB7A-77700-B	(a) 1	312, 368	56/57
B8A 77700-B	S/R	Marked No. 2 - ⊕PAY-77700-B	(a) 1	312	58/59
B8AZ 7A100-C	M/D	⊕B9MP-77700-C	(a) 1	383(mod.), 383, 430	58
	M/D	Number "41" stamped on lower valve body	1	383, 430	59
B8AZ 7A100-D	S/R	Marked No. 7 - ⊕PBL-77700-D, EB8S-77700-D	(a) 1	383(mod.)383	58
	S/R	Use for PBL-K and S transmission only	1	383	59
B9AP 7A100-D	M/D	Number "48" stamped on lower valve body	1	383	59
B9MP 7A100-A	S/R	Number "49" stamped on lower valve body - use for PBL-AC and AD transmission only	1	383	59
B9MY 7A100-A	S/R	Number "16" stamped on lower valve body - use for PBL-AC and AD transmission only - ⊕B9MP-77700-A	1	383	59
COAP 7A100-U	M/D	Number "57" stamped on lower valve body	1	430	59
34803-S		Lockwasher-No.10	4	a	
34805-S8		Lockwasher-1/4"	7	a	
353081-S		Ball-5/16" dia. -rear servo check valve	1	a	
357913-S		Bolt-hex. hd. -1/4"-20 x 1-5/8"-control assy. to trans. case	3	a	
358502-S		Screw & L/W assy. -fill. hd. -No.10-24 x 3/4"-lower valve body cover to lower body	2	a	
358509-S		Screw & L/W assy. -fill-hd. -No.10-24 x 7/16"-end body & plate assy. to lower valve body	4	a	
358511-S		Bolt & L/W assy. -hex. hd. -1/4"-20 x 1/2"-lower valve body to upper valve body	4	a	
7102 GEAR (TRANSMISSION INTERMEDIATE)					
B5A 7102-D	S/T	and O/drive - ⊕MC-7102-A	1	312	56/58
B8A 7102-A	S/T	27 external teeth with internal spline of 27 teeth - ⊕WAR-7102-A	1	312	58
MK 7102-A	S/T	and O/drive	1	383 (mod.)	58
			1	312, 383	59
7-7102 GASKET (TRANSMISSION CONTROL SELECTOR PUSH BUTTON HOUSING)					
FEK 77102-B			1	312, 368 except 65, 75	57

Transmission And Clutch

GROUP AND PART NUMBER		TYPE	DESCRIPTION. SIZE. ETC.	NO. REQD	MODEL OR ENGINE CUBIC INCH DISPLACEMENT	YEAR 19__
7A103		PUMP (TRANSMISSION OIL) FRONT				
B7AZ	7A103-B	A/T	Front - ⊕PBA-77820-A, ⊕B7A-77820-B (a)	1	312, 368	56/57
		A/T	(a)	1	383(mod.)	58
		A/T	Use for PBL and PBM-S transmission (a)	1	312, 383	59
B7AZ	7A103-A	A/T	Front - ⊕PAZ-77820-A, ⊕B7A-77820-A (a)	1	312	58
		S/R	Use for PBM-G transmission (a)	1	312	59
B8SZ	7A103-A	A/T	Front - ⊕PBB-77820-B, ⊕B8S-77820-A (a)	1	383, 430	58
		M/D	(a)	1	430	59
	371454-S		Bolt-hex. hd. -5/16"-18 x 2" -pump to case	4	a	
7105		HUB (TRANSMISSION INTERMEDIATE & HIGH CLUTCH)				
8L	7105	S/T	and O/drive - (36) teeth - (6) splines x 1-9/32" long	1	312, 383 (mod.)	56/58
7106		SLEEVE (TRANSMISSION INTERMEDIATE & HIGH CLUTCH HUB)				
8L	7106	S/T	and O/drive	1	312§, 383 (mod.)§	56/58
7107		RING (TRANSMISSION SYNCHRONIZER BLOCKING)				
8L	7107	S/T	and O/drive	2	312§, 383 (mod.)§	56/58
B8A	7107-A	S/T	33 external teeth - bronze - ⊕WAR-7107-A	2	312	58
				2	312, 383	59
7A108		SUPPORT (TRANSMISSION CONVERTER STATOR)				
B5AZ	7A108-A	A/T	⊕PMB-77982-A, ⊕B5A-77982-A (a)	1	312, 368	56/57
		A/T	(a)	1	383(mod.)	58
		A/T	Use for PBL and PBM-S transmission (a)	1	312, 383	59
B1AZ	7A108-A	A/T	⊕1P-77982-B	1	312	58
		S/R	Use for PBM-G transmission	1	312	59
B8SZ	7A108-A	A/T	⊕PBB-77982-C, ⊕B8S-77982-A (a)	1	383, 430	58
		M/D	(a)	1	430	59
	356745-S		Screw-flat hd. -No. 10-24 x 3/4"-support to pump body	2	a	
7109		SPRING (TRANSMISSION INTERMEDIATE & HIGH CLUTCH HUB)				
8L	7109	S/T	and O/drive	2	312§, 383 (mod.)§	56/58
B8A	7109-A	S/T	⊕WAR-7109-A	2	312	58
B9MR	7109-A	S/T		2	312, 383	59
7111		COUNTERSHAFT (TRANSMISSION)				
8L	7111	S/T	and O/drive (a)	1	312§, 383 (mod.)§	56/58
B5A	7111-A	S/T	7/8" dia. x 8-7/32" long - ⊕AF-7111-A (a)	1	312	58
			(a)	1	312, 383	59
	74174-S		Key-Woodruff-No. 5-counter shaft to trans. case	1	a	
	354398-S		Washer-1-9/64"O. D. x 29/32" I. D. -steel	AR	a	
7113		GEAR (TRANSMISSION COUNTERSHAFT)				
B5A	7113-D	S/T	and O/drive - ⊕MC-7113-A	1	312§, 383 (mod.)§	56/58
B8A	7113-A	S/T	⊕WAR-7113-B	1	312	58
				1	312, 383	59
7115		SPACER (TRANSMISSION COUNTERSHAFT GEAR BEARING)				
8L	7115	S/T	and O/drive - .883" I. D. x 4-5/8" long	1	312§, 383 (mod.)§	56/58
B5A	7115-A	S/T	29/32" I. D. x 4-23/32" long x .075" thick (a)	1	312	58
			⊕AF-7115-A (a)	1	312, 383	59
	354398-S		Washer-1-9/64"O. D. x 29/32" I. D. -steel	AR	a	
			§Use on S/T and/or O/drive for 1956-57 models with 312 C. I. D. engine and 1958 models with 383(mod.)C. I. D. engine			
			§Use on O/drive for 1958 models with 312 C. I. D. engine			

Transmission And Clutch

GROUP AND PART NUMBER	TYPE	DESCRIPTION, SIZE, ETC.	NO. REQ'D	MODEL OR ENGINE CUBIC INCH DISPLACEMENT	YEAR 19__
7A115 LEVER (TRANSMISSION MANUAL VALVE DETENT)					
B7MY 7A115-A	S/R	With (5) cam grooves and (1) connector 2-41/64" long x 3/8" O.D. - ⊕PBA-77280-E	1	312, 368	57
	S/R		1	383(mod.), 383	58
B8MY 7A115-A	M/D	With (5) cam grooves and (1) connector 2-41/64" long x 3/8" O.D. - ⊕PBL-77280-B	1	383(mod.), 383, 430	58
B8AZ 7A115-B	M/D	⊕B9MP-77280-A, ⊕B8A-77280-C	1	383, 430	59
B8AZ 7A115-C	S/R	⊕B9MP-77280-B, ⊕B8A-77280-B (a)	1	312, 383	59
		353075-S	1	a	
		356071-S	1	a	
		357234-S	1	a	
7116 INSERT (TRANSMISSION INTERMEDIATE & HIGH CLUTCH HUB)					
8L 7116	S/T	and O/drive - 7/32" wide x 1-1/16" long	3	312§, 383 (mod.)§	56/58
51A 7116	S/T	1/2" wide x 61/64" long	3	312	58
			3	312, 383	59
7A117 LEVER (TRANSMISSION PARKING PAWL TOGGLE OPERATING)					
B1AZ 7A117-A	A/T	With 1/2" dia. hub - 23/64" I.D. and lever with grooved end - ⊕1P-77303-A (a)	1	312, 368, 383(mod.), 383, 430	56/59
		74275-S	1	a	
7118 ROLLER (TRANSMISSION MAINSHAFT BEARING)					
8A 7118	S/T	7/32" O.D. x 17/32" long	15	312	58
			15	312, 383	59
7119 WASHER (TRANSMISSION COUNTERSHAFT GEAR THRUST)					
8L 7119	S/T	and O/drive-front 2-5/8" O.D. x 1/16" thick	1	312§, 383(mod.)§	56/58
B5AZ 7119-C	S/T	and O/drive - rear - 57/64" I.D. x 2-1/8" O.D. x 1/16" thick - steel - ⊕8L-7129	1	312§, 383 (mod.)§	56/58
B5AZ 7119-A	S/T	and O/drive - rear 2-1/8" O.D. x 1/16" thick with lug on O.D. - ⊕8L-7154	1	312§, 383(mod.)§	56/58
B5A 7119-B	S/T	Front - 2-1/16" O.D. x 1/16" thick - ⊕AF-7119-B	1	312	58
			1	312, 383	59
B8A 7119-A	S/T	1-45/64" O.D. x .062" thick-used as counter-shaft gear rear thrust washer-⊕WAR-7119-A	1	312	58
			1	312, 383	59
7120 ROLLER (TRANSMISSION INPUT SHAFT PILOT BEARING)					
MC 7120-B	S/T	and O/drive ☆ 1956-57 - use on S/T and O/drive with 312 C.I.D. engine ☆ 1958 - use on models with 312 C.I.D. engine (a)	14	312☆	56/58
MK 7120-A	S/T	(b)	16	312, 383(mod.)	58
		354639-S	1	a, b	
7A120 PAWL (TRANSMISSION PARKING BRAKE)					
B8MY 7A120-A	A/T	Includes link, pin, pawl, spring and lever - ⊕PBL-77310-C	1	312, 368	57
	A/T	For cars built after 6-23-58 To use as replacement for 1957 and 1958 cars built prior to 6-23-58	1	383(mod.), 383, 430	58
		§Use on S/T and/or O/drive for 1956-57 models with 312 engine and 1958 models with 383(mod.) engine			
		§Use on O/drive for 1958 models with 312 engine			

Transmission And Clutch

GROUP AND PART NUMBER	TYPE	DESCRIPTION, SIZE, ETC.	NO. REQ'D	MODEL OR ENGINE CUBIC INCH DISPLACEMENT	YEAR 19__
7121 BEARING (TRANSMISSION COUNTERSHAFT GEAR)					
8L 7121	S/T	and O/drive - 5/32" dia. x 3/4" long	80	312\$, 383 (mod.)§	56/58
8A 7121	S/T	1/8" O.D. x 57/64" long	(a) 50	312	58
			(a) 50	312, 383	59
354398-S		Washer-trans. countershaft gear pilot bearing roller 1-9/64" O.D. x 29/32" I.D.	4	a	
7A121 LEVER (TRANSMISSION PARKING PAWL TOGGLE)					
B1AZ 7A121-A	A/T	(1) 5/8" dia. hole and (1) 3/8" dia. hole - ⊕1P-77315-A	1	312	56/59
			1	383	59
B8S 7313-A	A/T	(1) 3/8" dia. hole and (1) 13/32" dia. hole - includes bearing - ⊕PBA-7313-A	1	312, 368	57
			1	383(mod.), 383, 430	58
B9MP 7A121-A	M/D	When used to replace B8S-7313-A lever (1) B9MP-7A441-A pawl and (1) B9MP-7A295-A pin must also be used	1	430	59
7124 SYNCHRONIZER (TRANSMISSION)					
8L 7124	S/T	and O/drive	1	312\$, 383 (mod.)§	56/58
B8A 7124-A	S/T	⊕WAR-7124-A	1	312	58
B9MR 7124-A	S/T		1	312, 383	59
7125 SPACER (TRANSMISSION COUNTERSHAFT GEAR BEARING)					
8L 7125	S/T	and O/drive - 7/8" I.D. x 1-9/64" O.D. thick	4	312, 383(mod.)	56/58
7A128 SPRING (TRANSMISSION REAR PUMP CHECK VALVE)					
B1AZ 7A128-A	A/T	1/2" max. O.D. x 1" o/all length - 5-1/2" coils - conical - ⊕1P-77710-B	1	312, 368, 383(mod.), 383, 430	56/59
7A130 SUPPORT (TRANSMISSION PLANETARY)					
B5SZ 7A130-A	S/R	⊕PMB-77190-A, ⊕B5S-77190-A	(a) 1	312, 368	56/57
			(a) 1	383(mod.)	58
			(a) 1	383	59
B1AZ 7A130-A	S/R	⊕1P-77190-A	(a) 1	312	58/59
B8MY 7A130-A	S/R	⊕PBB-77190-A	(a) 1	383	58
B8AZ 7A130-A	M/D	⊕PBM-77190-B, ⊕B8A-77190-B Use for PBL-L & T and PBM-H trans. only	(a) 1	383(mod.)	58
			1	383	59
B8SZ 7A130-A	M/D	⊕PBE-77190-B, ⊕B8S-77190-A	(a) 1	383, 430	58
			1	430	59
351487-S		Washer-ext. tooth-3/8"-support to trans. case	2	a	
7-7130 GOVERNOR (TRANSMISSION)					
1P 77130-A	A/T		(a) 1	312, 368	56/57
B8A 77130-A	A/T	⊕PBB-77130-A	(a) 1	312, 383(mod.), 383, 430	58
B9AP 77130-C	A/T	☆Use for PBL-K and S transmission only - S/R on models equipped with 383 engine ☆Use on PBB-F transmission only - M/D on models equipped with 430 engine	(a) 1	383☆430☆	59
B9MP 77130-E	A/T	☆Use for PBM transmission only - S/R on models equipped with 312-2V engine ☆Use for PBL-L-T-AC-AD transmission only on models equipped with 383 engine ☆Use for PBB-T transmission only on models equipped with 430 engine	(a) 1	312☆, 383☆, 430☆	59
353078-S		Ball-steel-1/4" dia. -to key governor to output shaft	1	a	
		§Use on S/T and/or O/drive for 1956-57 models with 312 engine and 1958 models with 383(mod.) engine §Use on O/drive for 1958 models with 312 engine			

Transmission And Clutch

GROUP AND PART NUMBER	TYPE	DESCRIPTION, SIZE, ETC.	NO. REQ'D	MODEL OR ENGINE CUBIC INCH DISPLACEMENT	YEAR 19_____
7-7131 BODY (TRANSMISSION GOVERNOR) LESS COUNTERWEIGHT					
1P 77131-A	A/T	(a)	1	312, 368	56/57
B8A 77131-A	A/T	⊕PBB-77131-A	(b)	1 312,383(mod.),383,430	58
B9AP 77131-C	A/T	☆Use for PBL-K & S transmission only - S/R on models equipped with 383 engine ☆Use for PBB-F transmission only - M/D on models equipped with 430 engine	(b)	1 383☆, 430☆	59
B9MP 77131-D	A/T	☆Use for PBM transmission only - S/R on models equipped with 312-2V engine ☆Use for PBL-L-T-AC & AD transmission only on models equipped with 383 engine ☆Use for PBB-T transmission only on models equipped with 430 engine	(b)	1 312☆, 383☆, 430☆	59
31128-S		Bolt-fill. hd. -1/4"-20 x 1"-governor body to counterweight	2	a	
31160-S		Bolt-fill. hd. -1/4"-20 x 1-1/2"-governor body to counterweight	2	b	
34805-S8		Lockwasher-1/4"-governor body to counterweight	2	a, b	
353078-S		Ball-1/4" dia. -steel-governor to output shaft	1	a, b	
7-7136 SNAP RING (TRANSMISSION GOVERNOR RETAINING)					
1P 77136-A	A/T	1-5/8" I.D. x 3/64" thick	1	312, 368, 383(mod.), 383, 430	56/59
7A138 SOCKET (TRANSMISSION SHIFT LEVER)					
B8S 7228-A	S/T	and O/drive - in prime - ⊕FDT-7228-AP	1	312	56
B8S 7228-B	A/T	In prime - ⊕FDT-7228-BP	1	312	56 & 58
FEK 7228-AP	S/T	and O/drive - in prime - lower	1	312, 383(mod.)	57/58
	S/T		1	312, 383	59
FEK 3790-AP	A/T	In prime	1	312,368,383(mod.),383,430	57/58
B9MY 7A138-A	A/T	⊕B9MF-7228-AP	1	312, 383, 430	59
7-7138 COVER (TRANSMISSION GOVERNOR INSPECTION)					
1P 77138-B	A/T	Oblong	(a)	1 312, 368, 383(mod.), 383, 430	56/59
31064-S7		Bolt-fill. hd. -1/4"-20 x 1/2"-inspection cover to extension	2	a	
357914-S		Washer-flat-1/4" I.D. x 7/16" O.D. x 1/16" thick-fiber	2	a	
7A139 REGULATOR (TRANSMISSION OIL PRESSURE)					
COMP 7A139-A	A/T	(a)	1	312	56
	A/T	(a)	1	312, 368	57
	S/R	(a)	1	383(mod.), 383	58
	S/R	(b)	1	383	59
B6A 77440-B		Use with aluminum converter - ⊕PAN-77440-A	1	312	56
B9AP 7A139-B	S/R	(b)	1	312	58
	S/R	(b)	1	312	59
COAP 7A139-C	M/D	(a)	1	383(mod.), 383, 430	58
	M/D	(b)	1	383, 430	59
34803-S		Lockwasher-No. 10	AR	b	
34806-S7		Lockwasher-5/16"	2	a	
356746-S		Screw-fill. hd. -slotted hd. -No. 10-24 x 3/4"	AR	b	
357235-S		Bolt-hex. hd-5/16"-18 x 7/8"-reg. to trans. case	2	a	
7-7139 GASKET (TRANSMISSION GOVERNOR INSPECTION COVER)					
1P 77139-B	A/T	Cork - oblong	1	312, 368, 383(mod.), 383, 430	56/59

Transmission And Clutch

GROUP AND PART NUMBER	TYPE	DESCRIPTION, SIZE, ETC.	NO. REQ'D	MODEL OR ENGINE CUBIC INCH DISPLACEMENT	YEAR 19__
7140 SHAFT (TRANSMISSION REVERSE IDLER GEAR)					
8L 7140	S/T	and O/drive (a)	1	312\$, 383(mod.)§	56/58
B 7140-A	S/T	3/4"O.D. x 2-11/16" long	1	312	58
			1	312, 383	59
74174-S		Key-Woodruff-No.5-shaft to trans. case	1	a	
7141 GEAR (TRANSMISSION REVERSE IDLER)					
B5A 7141-C	S/T	and O/drive - ⊕MC-7141-A	1	312\$, 383(mod.)§	56/58
B8A 7141-A	S/T	Includes bushing - 19 teeth - ⊕WAR-7141-B	1	312	58
B9AR 7141-B	S/T	Includes bushing	1	312, 383	59
7A141 COVER (TRANSMISSION OIL PRESSURE REGULATOR BODY)					
B5AZ 7A141-A		Use with aluminum converter - ⊕PMB-77452-B, ⊕B5A-77452-B	1	312	56
B9AP 7A141-A	A/T	(a)	1	312	56
	A/T	Use with steel converter (a)	1	312, 368	57
	A/T	(a)	1	312, 383(mod.), 383, 430	58/59
34803-S		Lockwasher-No. 10	8	a	
356746-S		Screw and lockwasher-fill. hd.-No. 10-24-3/4"	8	a	
7A142 PLATE (TRANSMISSION OIL PRESSURE REGULATOR BODY SEPARATING)					
B9AP 7A142-A	A/T		1	312, 368, 383(mod.), 383, 430	56/59
7B147 BRACKET (TRANSMISSION OIL COOLER TUBE)					
B6MY 7B147-A	A/T	Steel - 2-3/4" long x 7/8" wide - (1) 15/16" dia. hole - tubes to engine ☆1956-57-58 - (1) req'd. to attach tubes to engine and (1) req'd. to attach tubes to frame on 312 engine ☆1957-58 - (1) req'd. to attach tubes to frame on 368, 383(mod.), 383 and 430 engines - ⊕MC-77886-B (a) AR		312☆, 368☆, 383(mod.)☆, 383☆, 430☆	56/58
B7MY 7B147-A	A/T	1-3/4" approx. formed length - (1) 15/32" dia. hole - tube to converter housing- ⊕MJ-77886-A (b)	1	312, 368	57
	A/T	(b)	1	383(mod.), 383, 430	58
	A/T	(b)	1	383, 430	59
B9MY 7B147-A	S/R	Mounted on engine - 1/32" thick x 5/8" wide with (1) 13/32" dia. hole - ⊕4847903, ⊕PB9M-77886-A	1	312	59
B9MY 7B147-B	A/T	3/4" formed length - (1) 11/32" dia. hole - mounted on engine timing gear cover - ⊕4848425, ⊕PB9M-77886-B	1	383, 430	59
20350-S7		Bolt-hex. hd. -7/16"-14 x 3/4"-bracket to engine	1	a	
34783-S7		Lockwasher-7/16"	1	a	
40156-S8		Bolt-hex. hd. -self tapping-5/16"-18 x 5/8"-bracket to frame	1	b	
7A149 PUMP (TRANSMISSION OIL REAR)					
B5AZ 7A149-A	A/T	Rear - ⊕PMB-77850-A, ⊕B5A-77850-A (a)	1	312, 368	56/57
	A/T	(a)	1	312, 383(mod.)	58
	A/T	(a)	1	312, 383	59
B9LP 7A149-A	A/T	(a)	1	383, 430	58
	M/D		1	430	59
74144-S		Key-woodruff-No.5-rear pump drive gear to output shaft	1	a	
		§Use on S/T and/or O/drive for 1956-57 models with 312 engine and 1958 models with 383(mod.) engine			
		§Use on O/drive for 1958 models with 312 engine			

Transmission And Clutch

GROUP AND PART NUMBER	TYPE	DESCRIPTION, SIZE, ETC.	NO. REQ'D	MODEL OR ENGINE CUBIC INCH DISPLACEMENT	YEAR 19__
7A152 COVER (TRANSMISSION REAR OIL PUMP)					
1P 77860-C	A/T	(a)	1	312, 368	56/57
	A/T	(a)	1	312, 383(mod.)	58
B9LP 7A152-A	A/T	(a)	1	383, 430	58
	M/D		1	430	59
B1AZ 7A152-A	A/T	⊕1P-77860-D, EB1A-77860-A	(a) 1	312, 383	59
34803-S8		Lockwasher-No. 10	1	a	
34905-S7		Lockwasher-int. tooth-1/4"	5	a	
38228-S2		Bolt-pan hd. -1/4"-20 x 5/8"	5	a	
357910-S		Screw-pan hd. -No. 10-24 x 5/8"	1	a	
7153 KIT (AUTOMATIC TRANSMISSION GASKETS & SEALS)					
MFK 7153-G	A/T	Use with PAW transmission - Consists of the following - (1) 1P-7086-A gskt. (1) 1P-77513-A seal (1) B5A-77361-B seal (2) B5S-77542-A seal (1) B6S-77361-A seal (2) 1P-77543-B gskt. (1) B5A-77362-B seal (2) B5S-77547-A seal (1) B6S-77362-A seal (1) 1P-77558-A seal (1) B5A-77365-B seal (1) 1P-77836-A gskt. (1) B6S-77365-A gskt. (1) 1P-77862-A gskt. (1) 1P-77414-A seal (1) 1P-77868-A seal (1) 1P-77512-A seal (1) 1P-77873-A seal (1) B5A-77512-A seal (4) 1P-77883-A seal	1	312	56
MHK 7153-C	A/T	Use with PBA and PAN transmissions - Consists of the following - (1) 1P-7086-A gskt. (2) B5S-77542-A seal (1) B6S-77361-A seal (2) 1P-77543-B gskt. (1) B7A-77361-A seal (2) B5S-77547-A seal (1) B6S-77362-A seal (1) 1P-77558-A seal (1) B6S-77365-A seal (1) 1P-77836-A seal (1) 1P-77414-A seal (1) 1P-77862-A gskt. (1) PMC-77414-A seal (1) 1P-77868-A seal (1) 1P-77512-A seal (1) 1P-77873-A seal (1) B5A-77512-A seal (4) 1P-77883-A seal (1) 1P-77513-A seal	1	312, 368	57
MJK 7153-B	A/T	Use with PBL transmission - Consists of the following - (1) 1P-7086-A gskt. (1) 1P-77513-A seal (1) PBM-7375-A seal (2) B5S-77542-A seal (1) PBM-7381-A ring (2) 1P-77543-B seal (1) PBM-7382-A ring (2) B5S-77547-A seal (1) B7A-77361-A seal (1) 1P-77558-A seal (1) B6S-77362-A seal (1) 1P-77836-A gskt. (1) B6S-77365-A seal (1) 1P-77862-A gskt. (1) PMC-77414-A seal (1) 1P-77868-A seal (1) PBL-77497-A "o"ring (1) 1P-77873-A seal (1) 1P-77512-A seal (4) 1P-77883-A seal (1) B5A-77512-A seal	1	383(mod.)	58
58MK 7153-B	S/R	Consists of the following - (1) 58MK-7152-A gasket & seal kit (1) 1P-77361-A "o"ring (2) 1P-77542-A seal %(1) PBB-77361-A "o"ring (2) 1P-77547-A seal (1) 1P-77362-A "o"ring (1) 1P-77557-A "o"ring (1) 1P-77365-A seal (1) PAR-77558-A seal (1) 1P-77512-A "o" ring %Use in front servo release piston Use with PBM transmission	1	312	58/59
CONTINUED ON NEXT PAGE					

Transmission And Clutch

GROUP AND PART NUMBER	TYPE	DESCRIPTION, SIZE, ETC.	NO. REQ'D	MODEL OR ENGINE CUBIC INCH DISPLACEMENT	YEAR 19__
7153 KIT (AUTOMATIC TRANSMISSION GASKET & SEAL) - CONTINUED					
MJK 7153-C	A/T	Use for PBE-G-H and PBB-H on 1958 models - use for PBB-F transmission on 1959 models - Consists of the following - (1) B8E-77863-A "O" ring - PBB-7073-A (1) B8S-7086-A gasket - ⊕PBB-7086-B ☆(1) B8A-7375-A seal - ⊕PBM-7375-A ☆(1) B8A-7381-A ring - ⊕PBM-7381-A ☆(1) B8A-7382-A ring - ⊕PBM-7382-A (1) B7A-77361-A seal - ⊕PAN-77361-A (1) B6S-77362-A seal - ⊕PMC-77362-A (1) B6S-77365-A seal - ⊕PMC-77365-A (1) B7A-77414-A seal - ⊕PMC-77414-A (1) PAN-77497-A "O" ring ☆(1) PBB-77497-A "O" ring ‡(1) PBE-77497-A "O" ring ‡(1) 1P-77512-A seal (1) PBB-77512-A "O" ring (1) 1P-77513-C seal (1) PBB-77513-C seal (2) B8E-77542-A seal - ⊕PBB-77542-A (2) 1P-77543-B seal (1) B8E-77557-A "O" ring - ⊕PBB-77557-A (1) B8E-77558-A seal - ⊕PBB-77558-A (1) 1P-77836-A gasket (1) B8S-77862-A gasket - ⊕PBB-77862-B (1) 1P-77873-A seal % (2) 1P-77883-A seal ‡Use with PBE-H transmission on models equipped with 383-4V engine ☆Use with M/D %Use with front clutch sun gear assy.	1	383, 430	58/59
59MK 7153-B	A/T	Consists of the following - Use for PBL transmission (1) 58MK-7152-A gasket & seal kit ☆(1) B8A-7375-A seal - ⊕PBM-7375-A ☆(1) B8A-7381-A ring - ⊕PBM-7381-A ☆(1) B8A-7382-A ring - ⊕PBM-7382-A (1) B7A-77361-A "O" ring - ⊕PAN-77361-A (1) B6S-77362-A "O" ring - PMC-77362-A (1) B6S-77365-A seal - ⊕PMC-77365-A # (1) PBB-77497-A "O" ring ♦ (1) B8A-77497-A "O" ring - ⊕PBK-77497-A § (1) PBL-77497-A "O" ring (1) B5A-77512-A "O" ring - ⊕PMB-77512-A % (1) 1P-77512-A "O" ring (2) B5S-77542-A seal - PMB-77542-A (2) B5S-77547-A seal - ⊕PMB-77547-A (1) 1P-77558-A seal §Use on Edsel PBL-R transmission ☆Use with M/D only #Use for PBL-S and PBL-T on models equipped with 383-2V engine ♦Use for PBL-K and PBL-L on models equipped with 383-4V engine % Use in front servo release piston	1	383	59

Transmission And Clutch

GROUP AND PART NUMBER	TYPE	DESCRIPTION, SIZE, ETC.	NO. REQ'D	MODEL OR ENGINE CUBIC INCH DISPLACEMENT	YEAR 19__
7153 KIT (STANDARD & OVERDRIVE TRANSMISSION GASKET)					
MFK 7153-H	S/T	and O/drive Consists of the following - (1) B6C-7051-A gasket (1) B6C-7051-B gasket (1) B6C-7051-D gasket (1) 8L-7086-A gasket (1) 8L-7223-A gasket (1) 8L-7661 gasket (1) 1A-17298 gasket	1	312	56
MHK 7153-D	S/T	and O/drive Consists of the following (1) B6C-7051-D gasket (1) 8L-7086-A gasket (1) B7A-7086-A gasket (1) 8L-7223-A gasket (1) 8L-7661 gasket (1) MG-7661-B gasket (1) 1A-17298 seal	1	312\$, 383(mod.)§	57/58
7A153 GEAR (TRANSMISSION OUTPUT SHAFT RING INTERNAL)					
B7MY 7A153-A	A/T	‡72 internal teeth and 39 external teeth - ⊕PBA-77064-A	1	312, 368	57
			1	383(mod.)	58
B5AZ 7A153-A	A/T	‡72 internal teeth and 59 external teeth - ⊕PMB-77064-A, EB5A-77064-A	1	312	58
			1	312, 383	59
B9SZ 7A153-A	A/T	‡83 internal teeth and 44 external teeth - ⊕PBB-77064-C, EB9S-77064-A ‡ For shaft application see groups 7060 and 7-7065	1	383, 430	58
			1	430	59
7155 PIN (TRANSMISSION COUNTERSHAFT & REVERSE IDLER)					
8A 7155	S/T	1/4" dia. x 4-63/64" long with 5/16" dia. head	1	312	58
		Use for B8A-7006-A transmission case	1	312, 383	59
7A158 STRUT (TRANSMISSION FRONT BAND ACTUATING)					
B1AZ 7A158-A	A/T	1-5/8" long - tapered and slotted at both ends - ⊕1P-77376	1	312, 368, 383(mod.)	56/58
			1	312, 383	59
B8AZ 7A158-A	A/T	2-15/64" long x 3/4" wide tapered and slotted at each end - ⊕PBB-77376-A, EB8E-77376-A	1	383, 430	58/59
7A160 TUBE (TRANSMISSION REAR PUMP INLET OIL)					
B1AZ 7A160-A	A/T	9/16" O.D. x 5-1/16" long - ⊕1P-77866-A	1	312, 368	56/57
	A/T		1	312, 383(mod.)	58
	A/T		1	312, 383	59
B8AZ 7A160-A	A/T	5/8" O.D. x 2-5/16" long - ⊕PBB-77866-A,	1	383, 430	58
	M/D	EB8E-77866-A	1	430	59
7A162 BAND (TRANSMISSION FRONT)					
B5AZ 7A162-A	A/T	⊕PMB-77370-B, EB5S-77370-A	1	312, 368	56/57
	A/T		1	383(mod.)	58
	A/T		1	383	59
B6AZ 7A162-B	S/R	⊕PAZ-77370-A, EB6A-77370-B	1	312	58/59
B8AZ 7A162-A	A/T	⊕PBB-77370-A, EB8E-77370-A	1	383, 430	58
	M/D		1	430	59
		§Use on S/T and/or O/drive for 1956-57 models with 312 C.I.D. engine and 1958 models with 383(mod.) C.I.D. engine §Use on O/drive for 1958 models with 312 C.I.D. engine			

Transmission And Clutch

GROUP AND PART NUMBER	TYPE	DESCRIPTION, SIZE, ETC.	NO. REQ'D	MODEL OR ENGINE CUBIC INCH DISPLACEMENT	YEAR 19__	
7-7162 PLANET (TRANSMISSION)						
See basic part number 7A398						
7B164 PLATE (TRANSMISSION CLUTCH)						
B5AZ 7B164-A	A/T	Internal spline - use in front clutch - ⊕PAK-77519-A, ⊕B5A-77519-A	4	312, 368	56/57	
	A/T		4		312, 383(mod.)	58
B6AZ 7B164-A	A/T	Internal spline - use in rear clutch - 5-1/4" O.D. x 1/16" thick - 45 teeth ⊕PAN-77519-A, ⊕B6A-77519-A	4	312, 383	59	
	S/R		5		312, 368	56/57
B1AZ 7B164-A	S/R	Internal spline - use in rear clutch - 5-1/4" O.D. x 1/16" thick - 45 teeth - ⊕1P-77519-A	6	383(mod.)	58	
	S/R		6		383	59
B8SZ 7B164-A	A/T	Internal spline - use in rear clutch - 5-1/4" O.D. x 1/16" thick - 45 teeth - ⊕1P-77519-A	5	312	58/59	
	M/D		6		383(mod.)	58
B8SZ 7B164-A	M/D	Internal spline - 5-27/32" O.D. x 1/16" thick - 52 teeth - use in rear clutch ⊕PBB-77519-A, ⊕B8E-77519-A	6	383	59	
	A/T		5		383, 430	58
B8SZ 7B164-B	A/T	Internal spline - 5-27/32" O.D. x 1/16" thick - use in front clutch - ⊕PBB-77501-A, ⊕B8S-77519-B	5	430	59	
	M/D		4		383, 430	58
B8SZ 7B164-B	M/D	Internal spline - 5-27/32" O.D. x 1/16" thick - use in front clutch - ⊕PBB-77501-A, ⊕B8S-77519-B	4	430	59	
	A/T		4		383, 430	58
7A165 SHAFT (TRANSMISSION FRONT BAND ACTUATING LEVER)						
B7AZ 7A165-A	A/T	7/16" dia. x 11/16" long - with (3) grooves - ⊕PAZ-77355-A, ⊕B7A-77355-A	1	312, 368, 383(mod.), 383, 430	56/59	
7A166 WASHER (TRANSMISSION REAR CLUTCH SUN GEAR THRUST)						
B5SZ 7A166-A	A/T	⊕PMB-77525-A, ⊕B5S-77525-A	1	312, 368	56/57	
	A/T		1		383(mod.)	58
	A/T		1		383	59
B1AZ 7A166-A	S/R	2-5/16" O.D. x 1/16" thick - ⊕1P-77525-A	1	312	58/59	
B9MP 7A166-A	A/T		1	383, 430	58	
	M/D		1		430	59
7A168 SLEEVE (TRANSMISSION CLUTCH & GOVERNOR OIL DISTRIBUTOR)						
B8AZ 7A168-B	A/T	⊕PBL-77882-A, ⊕B8S-77882-A	AR	312☆, 368☆	56/57	
	A/T		AR		312, 383(mod.)	58
	A/T		AR		312, 383	59
☆ Must be used with B8AZ-7A170-A, B9AZ-7A173-A and B8AZ-7A174-A combination when replacing 1P-77881-A, 1P-77882-A, 1P-77884-A and 1P-77885-A on 312 C.I.D. engines for 1956 and on 312 and 368 C.I.D. engines for 1957 on models built prior to 6-1-57						
B8AZ 7A168-A	A/T	⊕ PBB-77882-B, ⊕B8E-77882-A	(a)	383, 430	58	
	M/D		(a)		430	59
370217-S		Washer-flat-1-1/2"-to position sleeve on output shaft	1	a		
7A169 LEVER (TRANSMISSION REAR BAND ACTUATING)						
B5AZ 7A169-A	A/T	With 41/64" dia. hole and groove at one end - ⊕PMB-77410-A, ⊕B5A-77410-A	(a)	312, 368	56/57	
	A/T		(a)		383(mod.), 383, 430	58
	A/T		(a)		383, 430	59

CONTINUED ON NEXT PAGE

Transmission And Clutch

GROUP AND PART NUMBER	TYPE	DESCRIPTION, SIZE, ETC.	NO. REQ'D	MODEL OR ENGINE CUBIC INCH DISPLACEMENT	YEAR 19__
7A169 LEVER (TRANSMISSION REAR BAND ACTUATING) CONTINUED					
B5AZ 7A169-B	S/R	With 41/64" dia. hole with notch in (1) (a) end and detent in the other - ⊕PAK-77410-A, EB5A-77410-B	1	312	58/59
353592-S		Washer-flat-1/2" I.D. x 1" O.D.	2	a	
7A170 TUBE (TRANSMISSION CLUTCH & GOVERNOR OIL) INTERMEDIATE					
‡B8AZ 7A170-A	A/T	Intermediate - 5/16" O.D. x 6-27/32" approx. formed length - effective 6-1-57 - ⊕PAZ-77896-A, EB8A-77896-A	1	312, 368, 383(mod.)	56/58
	A/T		1	312, 383	59
B8SZ 7A170-A	A/T	Intermediate - 5/16" O.D. x 7-45/64" approx. formed length - ⊕PBB-77896-A, EB8E-77896-A	1	383, 430	58
	M/D	‡ Part Nos. B8AZ-7A170-A, B9AZ-7A173-A and B8AZ-7A174-A must be used together with B8S-77882-A when replacing 1P-77881-A, 1P-77882-A or 1P-77185-A on models built prior to 6-1-57	1	430	59
7A171 SHAFT (TRANSMISSION REAR BAND ACTUATING LEVER)					
B8AZ 7A171-A	A/T	33/64" dia. x 1-59/64" long and (1) 11/64" (a) dia. hole - ⊕PBM-77411-A, EB8A-77411-A	1	312, 368, 383(mod.), 383, 430	56/59
353592-S		Washer-flat-1/2" I.D. x 1" O.D.	1	a	
7B172 BODY (TRANSMISSION REAR BAND SERVO)					
B5AZ 7B172-A	A/T	⊕PMB-77404-A, EB5A-77404-C (a)	1	312	56/57
B7AZ 7B172-A	A/T	⊕PAN-77404-A, EB7A-77404-B (a)	1	368	57
B8AZ 7B172-B	S/R	⊕PBM-77404-A, EB8A-77404-C (a)	1	312	58/59
B8SZ 7B172-A	A/T	⊕PBB-77404-A, EB8E-77404-A (a)	1	383, 430	58
	M/D		1	430	59
B8S 77404-B	A/T	⊕PBL-77404-B (a)	1	383(mod.)	58
	A/T		1	383	59
34808-S8		Lockwasher-7/16"	2	a	
357915-S		Bolt-hex. hd. -7/16"-14 x 1-7/8"-rear servo to trans. case	1	a	
7A173 TUBE (TRANSMISSION CLUTCH & GOVERNOR OIL) FRONT					
‡B9AZ 7A173-A	A/T	Front - 5/16" O.D. x 6-11/32" approx. formed length - effective 6-1-57 - ⊕PAZ-77898-A, EB8A-77898-A	1	312, 368, 383(mod.)	56/58
			1	312, 383	59
B8SZ 7A173-A	A/T	Front - 5/16" O.D. x 7-17/32" approx. formed length - ⊕PBB-77898-A, EB8E-77898-A	1	383, 430	58
	M/D		1	430	59
7A174 TUBE (TRANSMISSION CLUTCH & GOVERNOR OIL) REAR					
‡B8AZ 7A174-A	A/T	Rear - 5/16" O.D. x 6-1/4" approx. formed length - effective 6-1-57 - ⊕PAZ-77899-A - EB8A-77899-A	1	312, 368, 383(mod.)	56/58
			1	312, 383	59
B8SZ 7A174-A	A/T	Rear - 5/16" O.D. x 6-1/2" approx. formed length - ⊕PBB-77899-A, EB8E-77899-A	1	383, 430	58
	M/D	‡Part Nos. B8AZ-7A170-A, B9AZ-7A173-A and B8AZ-7A174-A must be used together with B8S-77882-A when replacing 1P-77881-A 1P-77882-A or 1P-77185-A on models built prior to 6-1-57	1	430	59

Transmission And Clutch

GROUP AND PART NUMBER	TYPE	DESCRIPTION, SIZE, ETC.	NO. REQ'D	MODEL OR ENGINE CUBIC INCH DISPLACEMENT	YEAR 19__
7A175 STRUT (TRANSMISSION REAR BAND ANCHOR)					
B6AZ 7A175-A	A/T	Tapered - 9/16" and 1-1/4" wide x 1-7/32" long - ⊕PAR-77422-A,	1	312, 368, 383(mod.)	56/58
	A/T	⊕B6A-77422-A	1	312, 383	59
B8SZ 7A175-A	A/T	Tapered - 5/8" x 1-1/4" wide x 1-3/8" long - ⊕PBB-77422-B, ⊕B8S-77422-A	1	383, 430	58
	M/D		1	430	59
7A176 BAND (TRANSMISSION REAR)					
B5SZ 7A176-A	A/T	⊕PMB-77423-A, ⊕B5S-77423-A	1	312, 368, 383(mod.)	56/58
	A/T		1	312, 383	59
B6SZ 7A176-A	A/T	⊕PBB-77423-A, ⊕B8E-77423-A	1	383, 430	58
	M/D		1	430	59
7A178 STOP (TRANSMISSION REAR BAND ADJUSTING)					
		See basic part number 7-7426			
7A180 SPRING (TRANSMISSION PARKING PAWL TORSION)					
1P 77307-B	S/R	7/64" dia. wire - 3-1/2" coils and ends bent parallel -	1	312	56 & 58
	S/R	Use with PBM and PBL-K and S/T	1	312, 383	59
B8LY 7A180-A	A/T	5/64" dia. wire - 3-1/2" coils and ends bent parallel - ⊕PBB-77307-A	1	312, 368	57
			1	383(mod.), 383, 430	58
B8A 77307-A	M/D	⊕PBM-77307-A	1	383, 430	59
7A185 SHAFT (TRANSMISSION CONTROL TO ACCELERATOR)					
B6MY 7A185-B	A/T	⊕MC-77230-C (a)	1	312	56
B7MY 7A185-A	A/T	⊕MG-77230-C (b)	1	312	57/58
B7MY 7A185-B	A/T	⊕MJ-77230-B (b)	1	368	57
B8MY 7A185-A	A/T	PBE and PBB - ⊕MK-77230-B	1	383, 430-4V	58
B8MY 7A185-B	A/T	PBL - ⊕MK-77230-C	1	383(mod.)	58
B8MY 7A185-C	A/T	PBB - ⊕MK-77230-D	1	430 -6V	58
B9MY 7A185-A	S/R	⊕4848423, ⊕PB9M-77230-B	1	312	59
B9MY 7A185-B	M/D	⊕4847475, ⊕PB9M-77230-E	1	430	59
B9MY 7A185-C	A/T	⊕B9M-77230-A	1	383	59
20326-S8		Bolt-hex-hd. -5/16"-18 x 5/8"-accelerator shaft to intake manifold	2	a	
42719-S		Bolt and lockwasher assy. -hex. hd. -5/16"-18 x 5/8"-shaft assy. to intake manifold	2	b	
357624-S7		Lockwasher-spec. -5/16"-accelerator shaft to intake manifold	2	a	
7A186 ROD (TRANSMISSION CONTROL SHAFT TO TRANSMISSION)					
B5MY 7A186-B	A/T	⊕MC-77242-B (a)	1	312	56
B7MY 7A186-B	A/T	⊕MJ-77242-A (a)	1	368	57
B7MY 7A186-A	A/T	⊕MG-77242-A (a)	1	312	57/58
B8MY 7A186-A	A/T	⊕MK-77242-B (a)	1	383(mod.)	58
B8MY 7A186-B	A/T	⊕MK-77242-A (a)	1	383, 430	58
B9MY 7A186-C	S/R	⊕B9M-77242-A (b)	1	312	59
B9MY 7A186-B	A/T	⊕4846634, ⊕PB9M-77242-C (b)	1	383	59
B9MY 7A186-A	M/D	⊕4846558, ⊕PB9M-77242-B (b)	1	430	59
33921-S8		Nut-lt. hex. jam-1/4"-28-trans. control shaft to trans. rod	1	a, b	
72015-S		Cotter pin-1/16" x 3/4"-trans. cont. shaft to trans. rod to trans. control to accel. shaft and throttle control outer lever	2	a	
73877-S8		Pin-clevis-1/4" x 25/32"-trans. cont. shaft to trans. rod to trans. control to accel. shaft	1	a	

CONTINUED ON NEXT PAGE

Transmission And Clutch

GROUP AND PART NUMBER	TYPE	DESCRIPTION, SIZE, ETC.	NO. REQ'D	MODEL OR ENGINE CUBIC INCH DISPLACEMENT	YEAR 19__
7A186 ROD (TRANSMISSION CONTROL SHAFT TO TRANSMISSION) CONTINUED					
97011-S8		Clevis-adj. -1/4"-28-trans. cont. shaft to trans. rod	1	a, b	
351341-S7		Washer-spring-5/16"-trans. cont. shaft to trans.	1	a	
353509-S8		Washer-flat-21/64"-trans. cont. shaft to trans. rod to trans. throttle control outer lever	1	a	
7A191 GASKET (TRANSMISSION OIL PAN)					
B5SZ 7A191-A	A/T	⊕PMB-77486-B, ⓅB5S-77486-B	1	312, 368	56/57
	A/T		1	383(mod.)	58
	A/T		1	383	59
B5AZ 7A191-A	S/R	⊕PAK-77486-A, ⓅB5A-77486-A	1	312	58/59
B8SZ 7A191-A	A/T	⊕PBB-77486-A, ⓅB8E-77486-A	1	383, 430	58
	M/D		1	430	59
7A194 PAN (TRANSMISSION OIL)					
B5SZ 7A194-A	A/T	⊕PMB-77472-B, ⓅB5S-77472-B (a)	1	312, 368	56/57
	A/T	(a)	1	383(mod.)	58
	A/T	(a)	1	383	59
B5AZ 7A194-A	S/R	⊕PAK-77472-A, ⓅB5A-77472-A (a)	1	312	58/59
B9SZ 7A194-A	A/T	⊕PBB-77472-A, ⓅB8E-77472-A (a)	1	383, 430	58
	M/D	(a)	1	430	59
20326-S7		Bolt-hex. hd. -5/16"-18 x 5/8"	14	a	
34806-S7		Lockwasher-5/16"	14	a	
7A199 WIRE (IGNITION CIRCUIT TO OVERDRIVE RELAY)					
B5MY 7A199-A		⊕FDK-14396-A	1	312	56
B7MY 7A199-A		⊕FEK-14396-A	1	312, 383(mod.)	57/58
7200 SHIFT (TRANSMISSION GEAR)					
ΔFDT 7200-FP	S/T	O/drive - NS-Service details	1	312	56
ΔFDT 7200-HP	A/T		1	312	56
ΔΔFDT 7200-MP	A/T		1	312	56
ΔΔFET 7200-KP	S/T	O/drive - NS-Service details	1	312	56
FEK 7200-K	A/T	Keyboard selector assy. (a)	1	312, 368	57
FEW 7200-VP	A/T	31-7/64" - o/all length	1	312	58
FEW 7200-JP	S/R	and O/drive	1	312, 383(mod.)	58
PB8M 7200-A	S/R	Keyboard selector assy. - must be used with FEW-7409-B and FEW-7414-A - effective 5-15-58 - ⊕MED-FEW-7200-AE	1	383(mod.), 383	58
FEW 7200-AD	M/D	Keyboard selector assy. - used on models built prior to 5-15-58	1	383(mod.), 383, 430	58
PB8M 7200-B	M/D	Keyboard selector assy. - must be used with FEW-7409-B and FEW-7414-A - effective 5-15-58 - ⊕MED-FEW-7200-AF	1	383(mod.), 383, 430	58
B9MF 7200-F(01)	S/T		1	312, 383	59
ED-B9MF 7200-L(01)	S/R	With dial type shift lever indicator	1	312, 383	59
B9MF 7200-YP	S/R	NS-with prism type shift lever indicator - serviced in detail	1	312, 383	59
B9MF 7200-AD(01)	M/D	With dial type shift lever indicator	1	383, 430	59
B9MF 7200-AE(01)	M/D	With prism type shift lever indicator	1	383, 430	59
34052-S7		Nut-hex. -No. 8-32	3	a	
34938-S8		Washer-No. 8	3	a	
Δ Use on vehicles without Recirculating Ball Type Steering ΔΔ Use on vehicles with Recirculating Ball Type Steering					

Transmission And Clutch

GROUP AND PART NUMBER	TYPE	DESCRIPTION, SIZE, ETC.	NO. REQ'D	MODEL OR ENGINE CUBIC INCH DISPLACEMENT	YEAR 19__
7A200 WIRING & SWITCH (TRANSMISSION OVERDRIVE SOLENOID TO RELAY)					
B7A 14382-A	O/D	⊕FEG-14382-A	1	312	57
B8MY 7A200-A	O/D	⊕FEW-14382-A	1	383(mod.)	58
7202 LEVER (TRANSMISSION GEAR SHIFT)					
FDT 7202-C	S/T	and O/drive (a)	1	312	56
FDT 7202-D	A/T	(a)	1	312	56
FEK 7202-AP	S/T	and O/drive (a)	1	312	57
FEW 7202-EA	A/T	Black - includes knob - insulator and sleeve	1	312	58
FEW 7202-EE	A/T	Blue - includes knob - insulator and sleeve	1	312	58
FEW 7202-EF	A/T	Green - includes knob - insulator and sleeve	1	312	58
FEW 7202-DA	S/T	and O/drive - black (a)	1	312, 383(mod.)	58
FEW 7202-DB	S/T	and O/drive - dark blue (a)	1	312, 383(mod.)	58
FEW 7202-DC	S/T	and O/drive - dark green (a)	1	312, 383(mod.)	58
FEW 7202-DD	S/T	and O/drive - medium gold (a)	1	312, 383(mod.)	58
B9MF 7202-BP	S/T	(a)	1	312, 383	59
B9MF 7202-AP	A/T	(a)	1	312-2V, 383, 430	59
357479-S15		Pin-rolled-3/16" x 1"-lever to socket	1	a	
7A202 VALVE (TRANSMISSION FRONT PUMP CHECK)					
B5AZ 7A202-A	A/T	⊕1P-77709-C, ⊕B5A-77709-C	1	312, 368, 383(mod.), 383, 430	56/59
7A204 TUBE (TRANSMISSION REAR PUMP OUTLET OIL)					
B1AZ 7A204-A	A/T	9/16" O.D. x 2-27/32" long - ⊕1P-77869-A	1	312, 368	56/57
	A/T		1	312, 383(mod.)	58
	A/T		1	312, 383	59
7A205 SPRING (TRANSMISSION FRONT PUMP CHECK VALVE)					
B1AZ 7A205-A	A/T	13/32" O.D. x 5/8" overall free length - (5) coils - ⊕1P-77455-A	1	312, 368, 383(mod.), 383, 430	56/59
7A206 TUBE (TRANSMISSION COMPENSATOR PRESSURE OIL)					
B5SZ 7A206-A	A/T	"J" shaped - 1/4" tubing - 6-1/4" approx. formed length - ⊕PMB-77468-A.	1	312, 368	56/57
	A/T	⊕B5S-77468-A	1	383(mod.)	58
	M/D		1	383, 430	58
	A/T		1	383, 430	59
B5AZ 7A206-A	S/R	"J" shaped - 1/4" tubing - 8-5/32" approx. formed length - ⊕PAG-77468-A. ⊕B5A-77468-A	1	312	58/59
7A208 TUBE (TRANSMISSION LUBRICATING OIL)					
B8AZ 7A208-A	A/T	5/16" tubing - 17" approx. formed length - ⊕PBL-77470-A, ⊕B8A-77470-A	1	312, 368	56/57
	A/T		1	383(mod.)	58
	A/T		1	383	59
B4AZ 7A208-A	S/R	5/16" tubing - 17-5/8" approx. formed length - ⊕PAK-77470-A, ⊕B4A-77470-A	1	312	58/59
B8LY 7A208-A	A/T	5/16" tubing - 14-23/64" approx. formed length - ⊕PBB-77470-B, ⊕B8S-77470-A	1	383, 430	58
	M/D		1	430	59
7212 TUBE (TRANSMISSION SHIFT)					
ΔFDT 7212-A	S/T	and O/drive	1	312	56
ΔFDT 7212-B	A/T		1	312	56
ΔΔFET 7212-D	A/T		1	312	56
ΔΔFDT 7212-C	S/T	and O/drive	1	312	56
CONTINUED ON NEXT PAGE					
Δ Use on vehicles without Recirculating Ball Type Steering					
ΔΔ Use on vehicles with Recirculating Ball Type Steering					

Transmission And Clutch

GROUP AND PART NUMBER	TYPE	DESCRIPTION, SIZE, ETC.	NO. REQ'D	MODEL OR ENGINE CUBIC INCH DISPLACEMENT	YEAR 19__
7212 TUBE (TRANSMISSION SHIFT) CONTINUED					
FEK 7212-A	S/T	and O/drive	1	312, 383(mod.)	57/58
FEW 7212-A	A/T	29-3/8" long - 1-1/4" O.D. - tubing - includes gear shift selector stop spring	1	312	58
B9FM 7212-A	S/T	(a)	1	312, 383	59
B9MF 7212-C	S/R	Less neutral switch insulator - use on models built prior to approximately 7-22-59	1	312, 383	59
B9MF 7212-L	S/R	Less neutral switch insulator - use on models built after approximately 7-22-59	1	312, 383	59
PB9M 7212-B	S/R	27-9/32" overall length - includes neutral switch insulator - ⊕2703601	1	312, 383	59
B9MF 7212-D	M/D	Use on models built after 11-17-58	1	383, 430	59
B9MF 7212-E	M/D	Use on models built prior to 11-17-58	1	383, 430	59
34079-S		Nut-hex. No. 10-32	AR	a	
42728-S		Screw and washer hex. hd. -No. 10-32 x 1/2"	AR	a	
7A213 DIAL (TRANSMISSION CONTROL SELECTOR)					
B6MY 7A213-A	S/T	⊕FDT-33785-C	1	All	56
B6MY 7A213-B	A/T	⊕FDT-33785-D	1	All	56
B8KY 7A213-A	A/T	⊕FEY-33785-A	1	58C, 64B	58
B9MY 7A213-B	M/D	& dial type selector on models built prior to 6-1-59 - ⊕B9MF-33785-A	1	All	59
B9MY 7A213-A	S/R	& dial type selector on models built prior to 6-1-59 - ⊕2703594, ⊕PB9M-33785-B	1	All	59
B9MY 7A213-C	A/T	Use on all models with prism type selector built after 6-1-59 - ⊕B9MF-33785-B	1	All	59
7A215 BRACKET (TRANSMISSION OVERDRIVE CONTROL)					
B2A 7251-A		In prime - ⊕AB-77250-AP (a)	1	312	56
27099-S7		Bolt-thin rd. hd. -1/4"-28 x 5/8"-control brkt. to inst. panel	1	a	
33796-S8		Nut-thin hex. -1/4"	1	a	
34805-S7		Lockwasher-1/4"	1	a	
7A216 INSERT (TRANSMISSION CONTROL SELECTOR POSITION)					
B5LY 7A216-A	S/R	⊕FDK-77341-A	1	312	56/59
	S/R		1	383	59
B9MY 7A216-A	M/D	⊕B9MF-77341-A	1	383, 430	59
7A217 BLOCK (TRANSMISSION CONTROL SELECTOR NEUTRAL SWITCH TERMINAL)					
B8S 15825-B	A/T	⊕FDK-15825-B (a)	1	312	56
COMF 7A217-A	S/R	(a)	1	312, 383	59
COMF 7A217-B	M/D	(a)	1	383, 430	59
42360-S8		Screw-hex. washer hd. tap. -No. 10-16 x 3/8"-attaches block to steering column tube	2	a	
7222 HOUSING (TRANSMISSION GEAR SHIFT)					
B5A 7222-A	S/T	and O/drive - ⊕MC-7222-A (a)	1	312§, 383(mod.)§	56/58
AF 7222-B	S/T	(a, b)	1	312	58
	S/T	(a, b)	1	312, 383	59
CONTINUED ON NEXT PAGE					
§Use on S/T and/or O/drive for 1956-57 models with 312 engine and 1958 models with 383(mod.) engine					
§Use on O/D for 1958 models with 312 engine					

Transmission And Clutch

GROUP AND PART NUMBER	TYPE	DESCRIPTION, SIZE, ETC.	NO. REQ'D	MODEL OR ENGINE CUBIC INCH DISPLACEMENT	YEAR 19__
7222 HOUSING (TRANSMISSION GEAR SHIFT) CONTINUED					
20366-S8		Bolt-hex.-hd.-5/16"-18 x 7/8"-housing to transmission case	9	a, b	
34806-S		Lockwasher-5/16"	9	a, b	
354634-S		Bolt-hex.-hd.-pilot-5/16"-18 x 27/32"-housing to transmission case	9	b	
7A222 GASKET (TRANSMISSION REAR OIL PUMP TO CASE)					
B1AZ	7A222-A	A/T Fibre and rubber -6- 13/32" I.D. x 7" O.D. - with (5) bolt holes - also serviced in 7153 kit - ⊕1P-77862-A	1	312, 368	56/57
		A/T 7" O.D. - with (5) bolt holes - also serviced in 7153 kit - ⊕1P-77862-A	1	312, 383(mod.)	58
		A/T 7" O.D. - with (5) bolt holes - also serviced in 7153 kit - ⊕1P-77862-A	1	312, 383	59
B8SZ	7A222-A	A/T Fibre and rubber - 6-31/32" I.D. x 7-7/8" O.D. - with (8) holes - also serviced in 7153 kit - ⊕PBB-77862-B	1	383, 430	58
		M/D ⊕B8S-77862-A	1	430	59
7223 GASKET (TRANSMISSION GEAR SHIFT HOUSING)					
8L	7223-A	S/T and O/drive - also serviced in 7153 kit	1	312\$, 383(mod.)§	56/58
8A	7223	S/T 5-25/32" wide x 8-17/64" long x .025" thick with (9) .340" dia. holes - paper	1	312	58
			1	312, 383	59
7-7225 SPRING (TRANSMISSION GEARSHIFT SELECTOR STOP)					
FDK	77225-A	A/T	1	312	56
7228 SOCKET (TRANSMISSION SHIFT LEVER)					
		See basic part number 7A138			
7A228 TUBE (TRANSMISSION OIL FILLER)					
B5MY	7A228-A	A/T ⊕MC-77020-A	1	312	56
B7MY	7A228-A	A/T 25" approx. formed length with connector nut attached - ⊕MG-77020-A	1	312	57
B7MY	7A228-B	A/T 28-1/2" - approx. formed length with connector nut attached - ⊕MJ-77020-B	1	368	57
B8MY	7A228-A	A/T 28-9/16" - approx. formed length with connector nut attached - ⊕MK-77020-A	1	383, 430	58
B8MY	7A228-B	A/T 28-5/8" - approx. formed length with connector nut attached - ⊕MK-77020-B	1	383(mod.)	58
B9MY	7A228-B	A/T For locking type oil level indicator - use B9MY-7A228-B tube assembly and B9MM-7A020-C indicator as a group when replacing 4848003 tube assembly on cars built prior to 6-15-59 - ⊕B9MM-77020-C	1	312	59
B9MY	7A228-A	A/T For locking type oil level indicator - when using to replace B9MM-77020-A non-locking type also use (1) B9MM-7A020-B oil level indicator - ⊕B9MM-77020-B	1	383, 430	59
7A229 CLAMP (TRANSMISSION OIL FILLER TUBE)					
B5MY	7A229-A	A/T ⊕MC-77021-A	1	312	56
B7MY	7A229-A	A/T (2) holes - 13/32" and 13/16" - use with PB9M-77020-A tube - ⊕MG-77021-B	1	312	57/59
CONTINUED ON NEXT PAGE					
§Use on S/T and/or O/drive for 1956-57 models with 312 engine and 1958 models with 383(mod.) engine					
§Use on O/drive for 1958 models with 312 engine					

Transmission And Clutch

GROUP AND PART NUMBER	TYPE	DESCRIPTION, SIZE, ETC.	NO. REQ'D	MODEL OR ENGINE CUBIC INCH DISPLACEMENT	YEAR 19__
7A229 CLAMP (TRANSMISSION OIL FILLER TUBE) CONTINUED					
B8MY 7A229-A	A/T	(1) hole 51/64" dia. with 1/2" wide groove - 1" wide - ⊕MK-77021-A	1	383(mod.), 383, 430	58
B9MY 7A229-A	A/T	Use with B9MY-7A228-B tube - ⊕B9MM-77021-A	1	312	59
B9MY 7A229-B	A/T	⊕4848288, EPB9M-77021-A	1	All	59
7230 FORK (TRANSMISSION GEAR SHIFTER INTERMEDIATE & HIGH)					
8L 7230	S/T	and O/drive	1	312\$, 383(mod.)\$	56/58
B8A 7230-A	S/T	⊕WAR-7230-B	1	312	58
	S/T		1	312, 383	59
7231 FORK (TRANSMISSION GEAR SHIFTER LOW & REVERSE)					
8L 7231	S/T	and O/drive - low and reverse	1	312\$	56/58
B8A 7231-A	S/T	Low and reverse - ⊕WAR-7231-B	1	312	58
	S/T		1	312, 383	59
MK 7231-A	S/T	and O/drive - low and reverse	1	383(mod.)	58
7233 SLEEVE (TRANSMISSION INTERLOCK)					
8L 7233-A	S/T	and O/drive - 1.009" long select	AR	312\$, 383(mod.)\$	56/58
8L 7233-B	S/T	and O/drive - 1.014" long select	AR	312\$, 383(mod.)\$	56/58
8L 7233-C	S/T	and O/drive - 1-019" long select	AR	312\$, 383(mod.)\$	56/58
8L 7233-D	S/T	and O/drive - 1.024" long select	AR	312\$, 383(mod.)\$	56/58
8A 7233	S/T	3/8" I.D. x 5/8" O.D. x 1-27/64" long	(a) 1	312	58
	S/T		(a) 1	312, 383	59
353075-S		Ball-steel-3/8" dia.	AR	a	
7234 SPRING (TRANSMISSION MESH LOCK)					
8L 7234	S/T	and O/drive - 11/32" dia. x 7/8" long - 8-1/2" coils	1	312\$, 383(mod.)\$	56/58
O1A 7234	S/T	11/32" dia. x 1-19/64" long-10-1/2" coils	1	312	58
	S/T		1	312, 383	59
7235 PIN (GEAR SHIFT INTERLOCK)					
8L 7235	S/T	and O/drive - .240" dia. x 11/32" long	(a) 1	312\$, 383(mod.)\$	56/58
O1A 7235	S/T	7/32" dia. x 49/64" long	(a) 1	312	58
	S/T		(a) 1	312, 383	59
353075-S		Ball-steel-3/8" dia. - gear shift interlock	2	a	
7242 SPRING (TRANSMISSION GEAR SHIFT ANTI-VIBRATOR)					
B9MF 7242-B	All		1	312☆	56/58
			1	312, 383(mod.)	57
			1	312, 383, 430	59
		☆ 1956-57 - use with S/T-O/drive and A/T			
		☆ 1958 - use with A/T			
7A244 PIN (TRANSMISSION PARKING PAWL TOGGLE LEVER)					
B9AP 7A244-A	S/R		(a) 1	312	56/58
	A/T	& S/R - use with PBM transmission	(a) 1	312, 383	59
B8S 77317-A	A/T	5/16" O.D. x 1-25/32" overall length - spherical at (1) end - ⊕PBA-77317-B	(a) 1	312, 368	57
	A/T		(a) 1	383(mod.), 383, 430	58
	M/D		(a) 1	430	59
74274-S		Retainer-spring-for 1/4" grooved dia.	1	a	
		§Use on S/T and/or O/drive for 1956-57 models with 312 engine and 1958 models with 383(mod.) engine			
		§Use on O/drive for 1958 models with 312 engine			

Transmission And Clutch

GROUP AND PART NUMBER	TYPE	DESCRIPTION. SIZE. ETC.	NO. REQ'D	MODEL OR ENGINE CUBIC INCH DISPLACEMENT	YEAR 19__
7245 SPRING (TRANSMISSION CONTROL TO ACCELERATOR BELLCRANK TO LEVER)					
MC 7245-B	A/T	Yellow	1	312	56
MG 7245-B	A/T		1	312, 368, 383(mod.), 383, 430	57/58
	A/T		1	312	59
LF 7245-A	A/T		1	383, 430	59
7-7245 WASHER (SPARE TIRE WELL FLOOR COVER SUPPORT ROD)					
1A 77245-A			1	56,77	57
7A245-6 TUBE (TRANSMISSION BREATHER)					
See basic part number 7034					
7246 INSULATOR (TRANSMISSION SHIFT LEVER)					
1M 7246-A	S/T	and/or O/drive	1	312, 368, 383(mod.)	56/58
	A/T		1	312, 383(mod.)	56/58
	ALL		1	312, 383, 430	59
7A247 SWITCH (TRANSMISSION CONTROL SELECTOR KEYBOARD "NEUTRAL") STARTER					
B7MY 7A247-A	A/T	Includes back-up light switch - (a)	1	312, 368	57
B8MY 7A247-A	A/T	⊕FEK-15812-B	1	312, 383(mod.), 383, 430	58
		⊕FEW-15812-B	3	a	
51855-S8		Screw-pan hd. -tap. -No. 8-32 x 3/8"			
7-7247 HANDLE (TRANSMISSION OVERDRIVE CONTROL)					
FEK 77247-A	O/D	Plated	1	312, 383(mod.)	57/58
7A248 OIL SEAL (TRANSMISSION FRONT PUMP)					
B5AZ 7A248-A	A/T	⊕1P-77837-B, EB5A-77837-A	1	312, 368, 383(mod.), 383, 430	56/59
7251 BRACKET (TRANSMISSION OVERDRIVE CONTROL)					
See basic part number 7A215					
7-7253 BELLCRANK (TRANSMISSION CONTROL TO ACCELERATOR SHAFT)					
MK 77253-A	A/T		1	312, 383(mod.), 383, 430	58
7A256 LEVER (TRANSMISSION MANUAL CONTROL)					
B8SZ 7A256-A	S/R	With shaft 3/8" I. D. x 3/4" O. D. x 2-1/2" (a)	1	312	56/58
	S/R	long threaded on (1) end - ⊕PAW-77252-A, EB8S-77252-A (a)	1	312, 383	59
B8MY 7A256-B	A/T	With shaft 3/8" I. D. x 3/4" O. D. x 2-1/2"	1	312, 368	57
	A/T	long - ⊕PBL-77252-D	1	383(mod.), 383, 430	58
B9MY 7A256-A	M/D	With shaft 3/8" I. D. x 3/4" O. D. x (a)	1	383, 430	59
		2-45/64" long - ⊕PBL-77252-A			
356071-S		Nut -9/16"-24 Hex.lock	1	a	
7A259 LEVER (TRANSMISSION THROTTLE SHAFT)					
B5SZ 7A259-A	A/T	Outer - 5/16"-24 thread x 3-11/16" long - (a)	1	312	56
B7AZ 7A259-A	A/T	shaft - ⊕PMB-77270-B, EB5S-77270-A	1	312, 368, 383(mod.), 383, 430	57/59
		shaft - ⊕PAZ-77270-A, EB7A-77270-A	1	a	
34806-S7		Lockwasher-5/16"	1	a	
7A260 PISTON (TRANSMISSION FRONT BAND SERVO)					
B6A 77359-A	A/T	With (1) 5/16" dia. hole and 5/32"	1	312	56/57
	A/T	width groove - ⊕PAW-77359-A	1	383	58
B7AZ 7A260-A	A/T	⊕PAN-77359-A, EB7A-77359-A	1	368	57
	A/T		1	383(mod.), 430-4V	58
	A/T		1	383, 430	59

CONTINUED ON NEXT PAGE

Transmission And Clutch

GROUP AND PART NUMBER	TYPE	DESCRIPTION, SIZE, ETC.	NO. REQ'D	MODEL OR ENGINE CUBIC INCH DISPLACEMENT	YEAR 19__
7A260 PISTON (TRANSMISSION FRONT BAND SERVO) CONTINUED					
B8MY 7A260-A	M/D	2-31/64" O.D. with (1) 5/16" dia. hole and 5/32" width groove - ⊕PBB-77359-C	1	430-6V	58
B8A 77359-A	S/R	2-3/8" dia. with (1) 5/16" dia. hole and 5/32" width groove - ⊕PBM-77359-A	1	312	58/59
7A261 SPRING (TRANSMISSION MANUAL VALVE DETENT LEVER)					
B8AZ 7A261-A	A/T	9/32" O.D. x 1-45/64" overall free length - 25 coils - ⊕PBM-77276-A, ⊕B8A-77276-A	1	312	56 & 58
	A/T		1	312, 383	59
B7MY 7A261-A	A/T	1/4" O.D. x 1-5/64" overall free length	1	312, 368	57
	A/T	⊕PBA-77276-A	1	383(mod.), 383, 430	58
B9MY 7A261-A	M/D	9/32" O.D. x 1-9/16" overall length - (25) coils - ⊕PBL-77276-A, ⊕B8A-77276-B	1	383, 430	59
7B264 RETAINER (TRANSMISSION REAR BAND SERVO PISTON SPRING)					
B5A 77416-A	A/T	Concave shaped - with (1) 5/16" width tang - ⊕PMB-77416-A	1	312	57
C1VP 7B264-A	A/T		1	368, 383, 430	57/58
	M/D		1	430	59
B8SZ 7B264-A	A/T	Concave shaped - with (1) 5/16" width tang - 3-31/64" O.D. x 3/32" thick - ⊕PBL-77416-A, ⊕B8S-77416-A	1	383(mod.)	58
	A/T		1	383	59
B8AZ 7B264-A	S/R	Concave shaped - 3-15/64" dia. x 53/64" deep with (1) 5/16" width tang - ⊕PBK-77416-A, ⊕B8A-77416-A	1	312	58/59
7-7265 "O" RING (TRANSMISSION THROTTLE CONTROL SHAFT OIL)					
1P 77265-B	A/T	Rubber - 23/64" I.D. x 9/16" O.D. x 7/64" thick	1	312, 368, 383(mod.), 383, 430	56/59
7A266 PISTON (TRANSMISSION REAR BAND SERVO)					
B5AZ 7A266-A	A/T	With 1-1/16" dia. hole and 5/32" width groove - ⊕PAG-77413-B, ⊕B5A-77413-B	1	312	56/57
B7AZ 7A266-A	A/T	3-19/64" O.D. with 1-1/16" dia. hole - ⊕PMC-77413-A, ⊕B7A-77413-A	1	368	57
B8AZ 7A266-B	S/R	2-63/64" dia. x 5/32" width groove - ⊕PBM-77413-A, ⊕B8A-77413-C	1	312	58/59
B8SZ 7A266-B	A/T	3-27/64" dia. x 5/32" width groove - ⊕PBL-77413-A, B8S-77413-B	1	383(mod.)	58
	A/T		1	383	59
B8AZ 7A266-A	A/T	3-19/64" dia. x 5/32" width groove - ⊕PBB-77413-A, ⊕B8S-77413-A	1	383, 430	58
	A/T		1	430	59
7A269 RETAINER (TRANSMISSION FRONT BAND SERVO PISTON)					
B6A 77364-B	S/R	With (3) bosses and 3/32" width groove x 1-15/64" long - ⊕PAW-77364-A	1	312	56/57
	S/R		1	383	58
B7AZ 7A269-B	A/T	With (3) bosses and 3/32" width groove x 1-15/64" long - ⊕PAN-77364-A, ⊕B7A-77364-B	1	368	57
B8A 77364-A	S/R	2-3/8" dia. with (3) bosses and 3/32" width groove - 1-3/16" long - ⊕PBM-77364-A	1	312	58/59
B8AZ 7A269-C	A/T	With (3) bosses and 3/32" width groove x 1-15/64" long - (3) holes at .93 radius ⊕PBL-77364-B, ⊕B8A-77364-C	1	383(mod.)	58

CONTINUED ON NEXT PAGE

Transmission And Clutch

GROUP AND PART NUMBER	TYPE	DESCRIPTION, SIZE, ETC.	NO. REQ'D	MODEL OR ENGINE CUBIC INCH DISPLACEMENT	YEAR 19__
7A269 RETAINER (TRANSMISSION FRONT BAND SERVO PISTON) CONTINUED					
B8MY 7A269-B	M/D	With (3) bosses and 3/32" width groove x 1-15/64" long - (2) holes at .94 radius - ⊕PBE-77364-C	1	383	58
B8SZ 7A269-A	M/D	With (3) bosses and 3/32" width groove x 1-15/64" long - (3) holes at .87 radius - use with PBB A/T only - ⊕PBB-77364-B, ⊕B8S-77364-A	1	430-4V	58
	A/T		1	383, 430	59
B8MY 7A269-A	M/D	With (3) bosses and 3/32" width groove x 1-15/64" long - (4) 1/16" dia. holes equally spaced in lower edge - ⊕PBB-77364-E	1	430-6V	58
B9MY 7A269-B	A/T	With (3) bosses and 3/32" width groove x 1-15/64" long - (3) holes at .93 radius - use for PBB-T and PBL-K and L transmission only - ⊕B9PM-77364-B	1	383, 430	59
7A270 SPRING (TRANSMISSION MAIN OIL PRESSURE REGULATOR VALVE)					
B6SZ 7A270-A	A/T	⊕PAN-77463-A, ⊕B6S-77463-A	1	312, 368	56/57
	A/T		1	383(mod.), 383, 430	58
	A/T		1	383, 430	59
B6C 77463-B	S/R	53/64" I. D. x 1" O. D. x 4-1/16" free length - (16) coils - ⊕PAT-77463-B	1	312	58/59
7280 CAM & SHAFT (TRANSMISSION SHIFT)					
B5A 7280-A	S/T	and O/drive - high and intermediate - ⊕MC-7280-A	(a) 1	312§, 383(mod.)§	56/58
B8A 7280-A	S/T	High and intermediate - ⊕WAR-7280-A	(b) 1	312	58
	S/T		(b) 1	312, 383	59
33797-S8		Nut-hex.-5/16"-18-low & reverse shift lever to cam & shaft	1	a	
33798-S		Nut-5/16"-24 hex.	1	b	
34806-S7		Lockwasher-5/16"-low & reverse shift lever to cam & shaft	1	a, b	
44722-S8		Washer-flat-5/16" low & reverse shift lever to cam & shaft	1	a, b	
73746-S		Pin-cam and shaft to shift housing-No. 10 x 1/8"	1	a, b	
7282 CAM & SHAFT (TRANSMISSION SHIFT)					
B5A 7282-B	S/T	and/or O/drive - low and reverse	(b) 1	312	56
	S/T	⊕MC-7282-A	(b) 1	312	57
	S/T		(b) 1	383(mod.)	58
B7A 7282-B	O/D	⊕MG-7282-A	(b) 1	312	57
	O/D		(b) 1	383(mod.)	58
B8A 7282-A	S/T	Low and reverse - ⊕WAR-7282-A	(a) 1	312	58
	S/T		(a) 1	312, 383	59
33797-S8		Nut-hex.-5/16"-18-high & intermediate shift lever to cam & shaft	1	b	
33798-S		Nut-5/16"-24-hex.	1	a	
34806-S7		Lockwasher-5/16"-high & intermediate shift lever to cam & shaft	1	a, b	
44722-S8		Washer-flat-5/16"-high & intermediate shift lever to cam & shaft	1	a, b	
73746-S		Pin-steel-1-1/8" long-5/32" dia. large end	AR	a, b	
		§Use on S/T and/or O/drive for 1956-57 models with 312 engine and 1958 models with 383(mod.) engine			
		§Use on O/drive for 1958 models with 312 engine			

Transmission And Clutch

GROUP AND PART NUMBER	TYPE	DESCRIPTION, SIZE, ETC.	NO. REQ'D	MODEL OR ENGINE CUBIC INCH DISPLACEMENT	YEAR 19__
7-7283 LEVER (TRANSMISSION THROTTLE CONTROL)					
B5A 77283-A	A/T	Inner - with (1) 3/8" dia. hole and (2) flat internal sides - ⊕1P-77283-B (a)	1	312,368,383(mod.),383,430	56/59
34443-S		Locknut-hex. -5/16"-24-lever to throttle control	1	a	
7284 BRACKET & CABLE (TRANSMISSION CONTROL SELECTOR)					
FEK 7284-C	A/T	Push button (a)	1	312,368	57
FEK 7284-D	A/T	Park (a)	1	312,368	57
FEW 7284-A	A/T	Push button - used on models built prior to 5-15-58 (a)	1	383(mod.),383,430	58
FEW 7409-B	A/T	Push button - less bracket - effective 5-15-58	1	383(mod.),383,430	58
FEW 7414-A	A/T	Park - less bracket - effective 5-15-58	1	383(mod.),383,430	58
FEW 77923-A	A/T	Park - used on models built prior to 5-15-58 (a)	1	383(mod.),383,430	58
352165-S8		Washer "C"	1	a	
359641-S32		Fastener-cable to firewall	1	a	
7285 LEVER (TRANSMISSION HIGH & INTERMEDIATE GEAR SHIFT)					
MC 7285-A	S/T	and/or O/drive	1	312	56/57
	O/D		1	312	58
	S/T	and/or O/drive	1	383(mod.)	58
	S/T		1	312,383	59
WAT 7285-A	S/T		1	312	58
7288 SEAL (TRANSMISSION SHIFTING SHAFT OIL)					
1A 7288-A	S/T	and O/drive - 5/8" O.D. x 27/64" I.D. x	2	312,383(mod.)	56/58
	S/T	7/64" thick	2	312,383	59
7-7288 OIL SEAL (TRANSMISSION MANUAL CONTROL LEVER)					
B5A 77288-A	A/T	With rubber seal - 1-1/16" O.D. x 3/16" wide - ⊕1P-77288-B	1	312,368,383(mod.),383,430	56/59
7290 LEVER (TRANSMISSION LOW & REVERSE GEAR SHIFT)					
MC 7290-A	S/T	and/or O/drive	1	312	56/57
	S/T	and/or O/drive	1	383(mod.)	58
	O/D		1	312	58
	S/T		1	312,383	59
WAT 7290-A	S/T		1	312	58
7A291 BOLT (TRANSMISSION PLANETARY SUPPORT LOCKING)					
B1AZ 7A291-A	A/T	With tapered end - 3/8" - 16 x 29/32" (a)	2	312,368,383(mod.)	56/58
	A/T	⊕1P-77194-A (a)	2	312,383	59
B8SZ 7A291-A	A/T	With tapered end - 3/8" - 16 x 1-1/64" (a)	2	383,430	58
	A/T	⊕PBB-77190-A, ⊕B8E-77194-A (a)	2	430	59
351847-S		Washer-external tooth-3/8"	2	a	
7293 SPRING (TRANSMISSION CONTROL SELECTOR STOP)					
B9MF 7293-A	A/T	17/32" O.D. x 1-1/32" free length - (5) coils	1	312,383	59
7A294 "O" RING (TRANSMISSION FRONT BAND SERVO PISTON OIL SEAL)					
B6S 77362-A	A/T	Large - also serviced in 7153 kit	1	312,368	56/57
	A/T	⊕PMC-77362-A	1	383(mod.),383,430	58
	A/T		1	383,430	59
1P 77362-A	S/R	Large	1	312	58/59

Transmission And Clutch

GROUP AND PART NUMBER	TYPE	DESCRIPTION, SIZE, ETC.	NO. REQ'D	MODEL OR ENGINE CUBIC INCH DISPLACEMENT	YEAR 19_____
7A295 PIN (TRANSMISSION PARKING PAWL TOGGLE LEVER SUPPORT)					
B1AZ 7A295-A	S/R	3/8" dia. with 9/16" - special head - 1-3/4" o/all length - ⊕P-77319-A	1	312	56/59
	A/T		1	383	59
B8MY 7A295-A	A/T	3/8" O.D. x 1-3/4" overall length - special head - ⊕PBA-77319-A	1	312, 368	57
	A/T		1	383(mod.)	58
B8KY 7A295-A	A/T	2-7/32" o/all length 11/16" dia. large end 3/8" dia. small end with (1) groove cut in small dia. of pin 1-11/64" from end - use with B8S-7313-A bearing type toggle lever	1	383, 430	58
	A/T	only - ⊕PBB-77319-B, ⊕B8E-77319-A	1	430	59
B9MP 7A295-A	M/D	2-7/32" o/all length 11/16" dia. large end 3/8" dia. small end 1-19/64" length of pin from small dia. end to shoulder - use with B9MP-7A121-A bearing type toggle lever only	1	383, 430	58
	M/D		1	430	59
7A301 COVER (TRANSMISSION GOVERNOR VALVE BODY)					
B9AP 7A301-A	A/T	Use on B9AP-77130-C or B9MP-77130-E governors only	1	312, 383, 430	59
		357846-S Screw-flat. hd. -No. 10-24 x 3/8" - governor body cover to body	2	a	
7302 ARM (TRANSMISSION GEAR SHIFT INTERMEDIATE & HIGH LEVER)					
FEK 7302-A	S/T	and O/drive - high and intermediate	(a) 1	312, 383(mod.)	57/58
FFA 7302-A	A/T	1-41/64" between center of pin and notched bore -3/16" thick	(a) 1	312	58
B9FM 7302-A	S/T		(a) 1	312, 383	59
		72015-S Cotter pin-1/16" x 3/4"	1	a	
		351341-S Spring washer 5/16" anti-rattle	1	a	
		353509-S Washer-21/64"-flat	1	a	
7303 ARM (TRANSMISSION GEAR SHIFT LOW & REVERSE LEVER)					
FEK 7303-A	S/T	and O/drive	1	312, 383(mod.)	57/58
B9FM 7303-A	S/T		(a) 1	312, 383	59
		72015-S Cotter pin-1/16" x 3/4"	1	a	
		351341-S Spring washer 5/16" anti-rattle	1	a	
		353509-S Washer 21/64"-flat	1	a	
7-7304 LEVER (TRANSMISSION PARKING PAWL TORSION SPRING)					
1P 77304-A	S/R	(1) 1/4" dia. hole and (2) 3/8" holes in line	(a) 1	312	56 & 58
	S/R	Use with PBM and PBL-K and S trans.	(a) 1	312, 383	59
PBA 77304-A	A/T	With (1) 1/4" dia. hole and (2) 3/8" dia.	(a) 1	312, 368	57
	A/T		(a) 1	383(mod.), 383, 430	58
B8A 77304-A	M/D	⊕PBM-77304-A	(a) 1	383, 430	59
		74274-S Retainer-spring-1/4" dia. groove	1	a	
		356415-S Washer-flat-25/64" I.D.	1	a	
7-7307 SPRING (TRANSMISSION PARKING PAWL TORSION)					
		See basic part number 7A180			
7308 RETAINER (TRANSMISSION GEAR SHIFT SELECTOR SPRING)					
B8S 7308-A	A/T	1-1/4" I.D. x 1-31/64" O.D. of lip x 3/8" deep - ⊕FDK-7308-A	1	312	56 & 58

Transmission And Clutch

GROUP AND PART NUMBER	TYPE	DESCRIPTION, SIZE, ETC.	NO. REQ'D	MODEL OR ENGINE CUBIC INCH DISPLACEMENT	YEAR 19__
7-7308 PIN (TRANSMISSION PARKING PAWL TORSION LEVER SUPPORT)					
1P 77308-A	S/R	9/16" max. dia. x 2-1/2" long	(a) 1	312	56 & 58
B8S 77308-A	A/T	9/16" max. dia. x 2-49/64" long - ⊕PBL-77308-A	(b) 1	312, 368	57
	A/T		(b) 1	383(mod.), 383, 430	58
	A/T		(b) 1	312, 383, 430	59
356414-S		Washer-flat-21/64"I.D.	1	a	
370084-S		Clip-"C"	1	b	
7-7312 PIN (TRANSMISSION PARKING PAWL SUPPORT)					
1P 77312-A	A/T	15/32" O.D. x 2-1/32" long	1	312, 368, 383(mod.)	56/59
	A/T		1	383	59
B8E 77312-A	A/T	15/32" O.D. x 2-1/2" long - ⊕PBB-77312-A	1	383	58
	A/T		1	430	58/59
7313 LEVER (TRANSMISSION PARKING PAWL TOGGLE)					
		See basic part number 7A121			
7-7314 SPRING (TRANSMISSION PARKING PAWL TOGGLE RETURN)					
1P 77314-A	S/R	Approx. (3) coils - parallel on (1) end and hooked on the other	1	312	56/59
	A/T		1	383	59
PBL 77314-A	A/T	Approx. (4) coils - parallel on (1) end and hooked on the other	1	312, 368	57
	A/T		1	383(mod.), 383, 430	58
B8S 77314-A	M/D	Approx. (4) coils - parallel on (1) end and hooked on the other - ⊕PBA-77314-A	1	430	59
7-7316 LINK (TRANSMISSION PARKING PAWL TOGGLE)					
1P 77316-A	S/R	(1) 5/8" dia. hole and (1) 3/8" dia. hole	1	312	56/59
	A/T		1	383	59
PBL 77316-A	A/T		1	312, 368	57
	A/T		1	383(mod.), 383, 430	58
B8S 77316-A	M/D	(1) 5/16" dia. hole and (1) 15/64" dia. hole - ⊕PBA-77316-C	1	430	59
7-7317 PIN (TRANSMISSION PARKING PAWL TOGGLE LEVER)					
		See basic part number 7A244			
7-7318 PIN (TRANSMISSION PARKING PAWL TOGGLE LINK)					
1P 77318-A	S/R	5/16" dia. x 1" o/all length with 7/16" dia. head	(a) 1	312	56/59
	A/T		(a) 1	383	59
PBL 77318-A	A/T		(a) 1	312, 368	57
	A/T		(a) 1	383(mod.), 383, 430	58
B8S 77318-A	A/T	15/64" dia. x 1-7/64" long with 7/16" dia. head - ⊕PBA-77318-B	1	430	59
356414-S		Washer-flat-21/64"I.D.	1	a	
7320 BEARING (TRANSMISSION PARKING PAWL)					
B8S 7320-A	A/T	Steel - 3/64" dia. x 15/32" long	AR	312, 368	57
	A/T		AR	383(mod.), 383, 430	58
	A/T		AR	430	59

Transmission And Clutch

GROUP AND PART NUMBER	TYPE	DESCRIPTION, SIZE, ETC.	NO. REQ'D	MODEL OR ENGINE CUBIC INCH DISPLACEMENT	YEAR 19__
7-7322 ROD (TRANSMISSION PARKING PAWL TORSION LEVER)					
1P 77322-A	S/R	(a)	1	312	56/59
	S/R	(a)	1	383	59
PBA 77322-D	A/T	(a)	1	312,368	57
PBL 77322-A	A/T	(a)	1	383(mod.)	58
PBE 77322-A	A/T	(a)	1	383,430	58
B8A 77322-A	M/D	⊕PBM-77322-B	1	383	59
B8E 77322-C	M/D	⊕PBE-77322-B	1	430	59
72003-S7		Cotter pin-1/16" x 1/2"	2	a	
7-7323 RETAINER (TRANSMISSION PARKING PAWL TOGGLE RETURN SPRING)					
B8A 77323-A	A/T	5/16" I. D. x 27/64" O. D. x 5/16" o/all length - ⊕PBL-77323-A	1	312, 368, 383(mod.), 383, 430	56/59
7325 ROD (TRANSMISSION HIGH & INTERMEDIATE SHIFT)					
Δ MC 7325-B	A/T	(a)	1	312	56
ΔΔ MC 7325-E	A/T	(a)	1	312	56
Δ MC 7325-D	S/T	& O/drive - high and intermediate shaft	(a)	1 312	56
ΔΔ MC 7325-F	S/T	& O/drive - high & inter. shift	(a)	1 312	56
MG 7325-A	S/T	& O/drive	(b)	1 312	57/58
MK 7325-B	A/T	Includes clevis and lock nut	1	312	58
MK 7325-A	S/T	& O/drive	(b)	1 383(mod.)	58
B9MM 7325-F	S/T	Color code "orange"	(c)	1 312	59
B9MM 7325-E	S/T	Color code "blue"	(c)	1 383	59
B9MM 7325-J	S/R	2-1/4" of adjustment thread one end	(c)	1 312, 383	59
PB9M 7325-E	S/R	1-7/8" of adjustment thread one end -	(c)	1 312, 383	59
B9MM 7325-B	M/D	⊕4848291	(c)	1 383, 430	59
33923-S8		Nut-hex. jam-5/16"-24-trans. shift rod clevis to high and inter. gear shift rod	1	b, c	
72015-S		Cotter pin-1/16" x 3/4"-rod to gear shift arm	1or2	b	
72015-S		Cotter pin-1/16" x 3/4"-rod to trans. gear shift lever	2or4	b	
351341-S7		Washer-spring-5/16"-rod to trans.gear shift lever	1or2	b	
352358-S		Pin-self-locking	2	a	
353509-S8		Washer-flat-21/64"-rod to trans.gear shift lever	1or2	b	
354802-S8		Pin-clevis-5/16" x 9/16"-high and inter. shift rod to shift arm on strg.column	1	a	
354815-S8		Pin-clevis-1/4" x 5/8"-rod to gear shift arm on strg. column	1	a	
356210-S8		Washer-spec.flat-17/64" I. D. x 9/16" O. D.- rod to gear shift arm on strg. column	1	a	
356254-S2		Washer-spring-1/4"-rod to gear shift arm on strg. column	1or2	a	
7-7326 RETAINER (TRANSMISSION PARKING PAWL TOGGLE LEVER SUPPORT PIN)					
1P 77326-A	S/R	Cup shaped - 9/16" I.D. x 37/64" O.D. x 1/4" o/all length	1	312	56/59
	A/T		1	383	59
B8S 77326-A	A/T	11/16" O. D. x 1/4" wide	1	312, 368	57
	A/T		1	383(mod.), 383, 430	58
	M/D		1	430	59
		Δ Use on vehicles without Recirculating Type Steering			
		ΔΔ Use on vehicles with Recirculating Ball Ball Type Steering			

Transmission And Clutch

GROUP AND PART NUMBER	TYPE	DESCRIPTION, SIZE, ETC.	NO. REQ'D	MODEL OR ENGINE CUBIC INCH DISPLACEMENT	YEAR 19__
7327 ROD (TRANSMISSION LOW & REVERSE GEAR SHIFT)					
Δ MC 7327-C	S/T	& O/drive (a)	1	312	56
ΔΔ MC 7327-D	S/T	& O/drive (a)	1	312	56
MG 7327-A	S/T	& O/drive (a)	1	312	57/58
MK 7327-A	S/T	& O/drive (a)	1	383(mod.)	58
PB9M 7327-C	S/T	⊕4848296 (a)	1	312	59
PB9M 7327-D	S/T	⊕4848294 (a)	1	383	59
33923-S8		Nut-hex, jam-5/16"-24-trans. shift rod clevis to low and reverse gear shift rod	1	a	
72015-S		Cotter pin-1/16" x 3/4"	4	a	
351341-S7		Washer-spring-5/16"	2	a	
352358-S		Pin-self-locking	2	a	
353509-S8		Washer-plain-5/16"	2	a	
354802-S8		Pin-clevis-5/16" x 9/16"-low and reverse shift rod to shift arm-on strg. column	1	a	
			1	a	
7331 SPRING (TRANSMISSION CABLE RETAINING)					
PBA 7331-D	A/T		1	312, 368	57
	A/T		1	383(mod.), 383, 430	58
7335 INSULATOR (TRANSMISSION GEAR SHIFT LEVER)					
B8S 7335-A	S/T	& O/drive - rubber - impact sleeve at end of lever - ⊕FDT-77240-A	1	312	56 & 58
7336 SPACER (TRANSMISSION GEAR SHIFT ARM HUB)					
B8S 7336-A	S/T	O/drive - "C" shaped - ⊕FDK-7336-A	1	312	56
B8S 7336-B	A/T	"C" shaped - 1-17/64" I.D. x 1-51/64" O.D. of lip x 1-1/32" deep - ⊕FDK-7336-B	1	312	56 & 58
FEK 7336-A	S/T	& O/drive - "C" shaped	1	312, 383(mod.)	57/58
PB9M 7336-A	S/T	⊕2703529	1	312, 383	59
7338 ARM (TRANSMISSION GEAR SHIFT LOW & REVERSE LEVER)					
Δ FDK 7338-B	S/T	& O/drive	1	312	56
ΔΔFDT 7338-A	S/T	& O/drive	1	312	56
7343 BUSHING (TRANSMISSION GEAR SHIFT ARM INSULATOR)					
CODF 7343-A	S/T	Also used to prevent door handle button and lock cylinder from intering handle too far and not returning	2	312, 383, 430	59
7-7344 RETAINER (TRANSMISSION CONTROL SELECTOR DIAL)					
B9MF 77344-A	A/T	Use for prism type shift lever indicator	1	312, 383, 430	59
7-7345 RETAINER (TRANSMISSION CONTROL SELECTOR LEVER SPRING)					
FDU 77345-A	A/T	(a)	1	312, 383, 430	59
32916-S		Screw-pan hd. cr. rec. tap. No. 8-18 x 3/8"	2	a	
34938-S		Lockwasher-Ext. tooth No. 8	2	a	
		Δ Use on vehicles without Recirculating Ball Type Steering			
		ΔΔ Use on vehicles with Recirculating Ball Type Steering			

Transmission And Clutch

GROUP AND PART NUMBER	TYPE	DESCRIPTION, SIZE, ETC.	NO. REQ'D	MODEL OR ENGINE CUBIC INCH DISPLACEMENT	YEAR 19__
7346 ARM (TRANSMISSION GEAR SHIFT INTERMEDIATE & HIGH LEVER)					
Δ FDK 7346-C	S/T	& O/drive (a)	1	312	56
ΔΔFDT 7346-B	S/T	& O/drive (a)	1	312	56
B8S 7354-B	S/T	& O/drive (b)	2	312	56
		(1) control selector arm			
		(1) intermediate and high lever arm also low and reverse arm			
Δ FDK 7346-B	A/T	Control selector (a)	1	312	56
ΔΔFDT 7346-A	A/T	Control selector (a)	1	312	56
B8S 7354-B	A/T	After 2-9-56 - ⊕MC-7354-B (a)	1	312	56
33796-S7		Nut-hex. -1/4"-28-locks clevis to rod	2	a	
33923-S8		Nut-hex. jam-5/16"-24-locks clevis to rod	1	a	
33923-S8		Nut-hex. -jam-5/16"-24-locks clevis to rod	2	b	
354611-S8		Fitting-lubricator	2	a	
7347 RETAINER (TRANSMISSION GEAR SHIFT LEVER ARM)					
PB9M 7347-A	S/T	⊕2703543	1	312, 383	59
7350 PLATE (TRANSMISSION PARK POSITION PULL OUT)					
PBA 7350-C	A/T		1	312,368	57
PBL 7350-B	A/T	(1) 1/4" dia. hole - (1) 3/4" dia. hole with flat - center of holes 1-3/4" apart - 7/64" thick	1	383(mod.), 383, 430	58
7354 CLEVIS (TRANSMISSION MANUAL SHIFT ROD)					
B8S 7354-A	S/T	and/or O/drive - use with low and reverse shift rod - ⊕MG-7354-A (a)	2	312, 383(mod.)	57/58
	S/T	(a)	2	312, 383	59
	M/D	(a)	2	383, 430	59
B9MM 7354-B	S/T	Use with high and intermediate shift rod	2	312, 383	59
PB9M 7354-B	S/R	⊕4848293 (a)	1	312, 383	59
33923-S8		Nut-hex. jam-5/16"-24-locks clevis to rod	2	a	
7-7354 LEVER (TRANSMISSION FRONT BAND ACTUATING)					
B4A 77354-B	A/T	⊕1P-77354-B (a)	1	312, 368, 383(mod.)	56/58
B9LP 7330-A	A/T	(a)	1	383, 430	58
	M/D	(a)	1	430	59
B5S 7330-A	A/T	⊕PBM-7330-A (a)	1	312, 383	59
33799-S		Nut-hex. jam-3/8"-16-to lock adjusting screw to actuating lever	1	a	
350696-S		Screw-headless set-3/8"-16 x 1-3/8"-to adjust front servo actuating lever	1	a	
7-7356 PIN (TRANSMISSION BAND ACTUATING LEVER SHAFT)					
1P 77356-A	A/T	Slotted - 11/64" dia. x 1-1/4" long ☆ 1956-57 (1) each - used in front and rear servo ☆ 1958-59 (1) each - used in rear servo	AR	312☆, 368☆, 383(mod.)☆, 383☆, 430☆	56/59
7-7359 PISTON (TRANSMISSION FRONT BAND SERVO)					
		See basic part number 7A260			
		Δ Use on vehicles without Recirculating Ball Type Steering			
		ΔΔ Use on vehicles with Recirculating Ball Type Steering			

Transmission And Clutch

GROUP AND PART NUMBER	TYPE	DESCRIPTION, SIZE, ETC.	NO. REQ'D	MODEL OR ENGINE CUBIC INCH DISPLACEMENT	YEAR 19__
7-7360 PIN (TRANSMISSION FRONT BAND SERVO PISTON GUIDE)					
B6S 77360-A	A/T	3/8" max. dia. x 2-3/8" long and (1) No. 10-32 tapped hole - ⊕PMC-77360-A	1	312, 368, 383(mod.), 383, 430	56/59
7A360 CYLINDER (TRANSMISSION FRONT CLUTCH)					
B9AP 7A360-B	A/T	Also use (1) B9AP-7A361-D piston when using to replace B8S-77556-A cylinder	1	312, 368	56/57
	A/T		1	383(mod.)	58
	A/T		1	383	59
B9AP 7A360-A	S/R	Also use (1) B9AP-7A361-C piston when using to replace B6A-77556-A cylinder	1	312	58/59
B9MP 7A360-A	A/T	Also use B9MP-7A361-A piston when using to replace B8E-77556-A cylinder	1	383, 430	58
	M/D		1	430	59
7361 PLUNGER (TRANSMISSION CONTROL SELECTOR LEVER)					
FDU 7361-A	A/T		1	312, 383, 430	59
7A361 PISTON (TRANSMISSION FRONT CLUTCH)					
B9AP 7A361-D	A/T	Also use (1) B9AP-7A360-B cylinder when using to replace B5A-77562-A piston	1	312, 368	56/57
	A/T		1	383(mod.)	58
	A/T		1	383	59
B9AP 7A361-C	S/R	Also use (1) B9AP-7A360-A cylinder when using to replace B6A-77562-A piston	1	312	58/59
B9MP 7A361-B	A/T	When using to replace B8E-77562-B piston also use B9MP-7A360-A cylinder	1	383, 430	58
	M/D		1	430	59
7-7361 "O" RING (TRANSMISSION FRONT BAND SERVO PISTON OIL SEAL)					
B6S 77361-A	S/R	Small - also used as front band servo piston ring - also serviced in 7153 kit - ⊕PMC-77361-A	1	312	56/57
	S/R		1	383	58
B7A 77361-A	A/T	Small - also serviced in 7153 kit - ⊕PAN-77361-A	1	368	57
	A/T		1	383(mod.), 430	58
	A/T		1	383, 430	59
PBB 77361-C	M/D	Small	1	430-6V	58
1P 77361-A	S/R	☆ Use for front band servo piston front seal	1	312 ☆	58/59
B8A 77361-A	S/R	⊕PBB-77361-A ☆ Use for front band servo piston rear seal	1	312☆	59
7-7362 "O" RING (TRANSMISSION FRONT BAND SERVO PISTON OIL SEAL)					
		See basic part number 7A294			
7-7364 RETAINER (TRANSMISSION FRONT BAND SERVO PISTON)					
		See basic part number 7A269			
7365 SPRING (TRANSMISSION FRONT BAND SERVO ACCUMULATOR)					
B8A 7365-A	M/D	(8) coils 9/64" thick - 29/32" O.D. x 2" approx. free length - ⊕PBM-7365-A	1	383(mod.), 383, 430	58/59
7-7365 OIL SEAL (TRANSMISSION FRONT BAND SERVO PISTON RETAINER)					
B6S 77365-A	A/T	Rubber - also serviced in 7153 kit ⊕PMC-77365-A	1	312, 368	56/57
	A/T		1	383(mod.), 383, 430	58
	A/T		1	383, 430	59
1P 77365-A	S/R	Rubber	1	312	58/59

Transmission And Clutch

GROUP AND PART NUMBER	TYPE	DESCRIPTION, SIZE, ETC.	NO. REQ'D	MODEL OR ENGINE CUBIC INCH DISPLACEMENT	YEAR 19__
7366 PISTON (TRANSMISSION FRONT SERVO RELEASE)					
B6S 7366-A	S/R	1-41/64" O.D. x 3/8" thick	(a) 1	312	56/57
	S/R		(a) 1	383	58
E7A 7366-A	A/T	⊕PAN-7366-B	1	368	57
B8A 7366-D	A/T	1-23/32" O.D. x 3/8" thick - ⊕PBL-7366-B	(a) 1	383(mod.)	58
PBE 7366-C	M/D	1-31/64" O.D. x 3/8" thick	(a) 1	383	58
B8A 7366-B	S/R	1-15/32" O.D. x 23/64" thick - ⊕PMB-7366-A	(a) 1	312	58/59
B8S 7366-A	M/D	1-19/32" O.D. x 3/8" thick - ⊕PBB-7366-B	(a) 1	430-4V	58
	A/T	☆ 1959 - use with PBL-S and T with 383-2V and PBB-F trans. with 430 C. I. D. engines	(a) 1	383☆, 430☆	59
PBB 7366-D	M/D	1-1/2" O.D. x 3/8" thick	(a) 1	430-6V	58
	A/T	☆ 1959 - use with PBL-K and L with 383-4V C. I. D. engines and PBB-T trans. with 430 C. I. D. engines	(a) 1	383☆, 430☆	59
42802-S8		Screw & lockwasher assy. -pan hd. -No. 10-32 x 3/8"	1	a	
44713-S8		Washer-flat-7/32" T.D. x 1/2" O.D.	1	a	
7-7366 SNAP RING (TRANSMISSION FRONT BAND SERVO PISTON RETAINER)					
B6S 77366-A	A/T	2-1/16" free O.D. x 3/64" thick - ⊕PMC-77366-A	1	312, 368	56/57
	A/T		1	383(mod.), 383, 430	58
	A/T		1	383, 430	59
1P 77366-A	S/R	2-37/64" free dia. x 3/64" thick	1	312	58/59
7B368 WASHER (TRANSMISSION OUTPUT SHAFT THRUST)					
B5AZ 7B368-A	A/T	Rear - bronze and steel backed - ⊕PMB-77066-A, ⓂB5A-77066-A	1	312, 368, 383(mod.)	56/58
			1	312, 383	59
B8AZ 7B368-A	A/T	Rear - bronze and steel backed - ⊕PBB-77066-B, ⓂB8E-77066-A	1	383, 430	58
			1	430	59
7-7369 SPRING (TRANSMISSION REAR BAND SERVO ACCUMULATOR)					
B5A 77369-A	A/T	13/16" O.D. x 3/4" long - 4-3/4" coils - ⊕PMB-77369-A	1	312, 368	56/57
B8A 77369-A	A/T	9/16" O.D. x 9/16" long - 6-1/4" coils - ⊕PBB-77369-A	1	312, 383, (mod.), 383, 430	58/59
7371 PISTON (TRANSMISSION FRONT BAND SERVO ACCUMULATOR)					
B8A 7371-A	M/D	Aluminum - 1-9/16" dia. small end with 3/32" width groove x 1-3/4" dia. large end with 3/32" width groove - 63/64" dia. bore x 1-9/32" deep - ⊕PBM-7371-A	1	383(mod.), 383, 430	58/59
7-7371 RETAINER (TRANSMISSION REAR SERVO ACCUMULATOR SPRING)					
B5A 77371-B	A/T	⊕PAG-77371-B	(a) 1	312	56/57
353865-S		Snap ring-internal-1-9/64" O.D. -to retainer	1	a	
7374 RETAINER (TRANSMISSION FRONT BAND SERVO ACCUMULATOR SPRING)					
B8A 7374-A	M/D	Aluminum - cup shaped - 1-59/64" O.D. with 3/32" width groove - 1-17/64" dia. bore - ⊕PBM-7374-A	1	383(mod.), 383, 430	58/59
7375 SEAL (TRANSMISSION FRONT BAND SERVO RETAINER ACCUMULATOR)					
B8A 7375-A	M/D	Also serviced in 7153 kit- ⊕PBM-7375-A	1	383(mod.), 383, 430	58/59

Transmission And Clutch

GROUP AND PART NUMBER	TYPE	DESCRIPTION, SIZE, ETC.	NO. REQ'D	MODEL OR ENGINE CUBIC INCH DISPLACEMENT	YEAR 19__
7A376 SHIELD (TRANSMISSION EXTENSION OIL SEAL DIRT)					
B5AZ 7A376-B	A/T	Rubber - bellows type - ⊕MC-77651-A,	1	312, 368	56/57
	A/T	⊕B5A-77651-B	1	383(mod.), 383, 430	58
	A/T		1	383, 430	59
B5AZ 7A376-A	A/T	Rubber - bellows type - ⊕AF-77651-A,	1	312	58
		⊕B5A-77651-A			
7-7377 PIN (TRANSMISSION FRONT BAND ANCHOR)					
1P 77377-A	A/T	5/16" and 5/8" diameter x 1-1/16" long	1	312,368, 383(mod.), 383, 430	56/59
7-7379 TUBE (TRANSMISSION FRONT BAND SERVO OIL)					
B5A 77379-A	A/T	5/16" O.D. x 3-11/16" long - ⊕PMB-77379-A	2	312, 368	56/57
	A/T		2	312, 383(mod.)	58
	A/T		2	312, 383	59
PBB 77379-A	A/T	5/16" O.D. x 4-31/64" long	2	383, 430	58
B8E 77379-A	M/D	⊕PBB-77379-A	2	430	59
7381 SEAL RING (TRANSMISSION FRONT BAND SERVO ACCUMULATOR) LARGE					
B8A 7381-A	M/D	Large - aluminum - 1-3/4" O.D. compressed - 3/32" thick - also serviced in 7153 kit - ⊕PBM-7381-A	1	383(mod.), 383, 430	58/59
7382 SEAL RING (TRANSMISSION FRONT BAND SERVO ACCUMULATOR) SMALL					
B8A 7382-A	M/D	Small - aluminum - 1-5/16" O.D. compressed - 3/32" thick - also serviced in 7153 kit - ⊕PBM-7382-A	1	383(mod.), 383, 430	58/59
7384 SNAP RING (TRANSMISSION FRONT BAND SERVO ACCUMULATOR)					
B8A 7384-A	M/D	Steel - 1-31/32" free I.D. x 2-3/32" free O.D. - ⊕PBM-7384-A	1	383(mod.), 383, 430	58/59
7385 TUBE (TRANSMISSION FRONT BAND SERVO OIL) ACCUMULATOR					
B8A 7385-A	M/D	5/16" O.D. x 3-13/16" approx. o/all length - ⊕PBM-7385-A	1	383(mod.)	58
	M/D		1	383	59
B8E 7385-A	M/D	5/16" O.D. x 4-9/16" approx. o/all length - ⊕PBE-7385-A	1	383, 430	58
	M/D		1	430	59
7A393 PLATE (TRANSMISSION CONTROL UPPER VALVE BODY)					
B5AZ 7A393-A	A/T	Rear - ⊕PMB-77749-A, ⊕B5A-77749-A (a)	1	312, 368, 383(mod.), 383, 430	56/59
		34803-S7 Lockwasher-No.10	3	a	
		358509-S Screw-fill. hd. -No.10-24 x 7/16"-plate to upper valve body	3	a	
7A396 PLATE (TRANSMISSION CONTROL UPPER VALVE BODY)					
B1AZ 7A396-A	A/T	Front - ⊕1P-77763-B (a)	1	312, 368, 383(mod.), 383, 430	56/59
		34803-S7 Lockwasher-No.10	2	a	
		358509-S Screw-fill. hd. -No.10-24 x 7/16"-plate to upper valve body	2	a	

Transmission And Clutch

GROUP AND PART NUMBER	TYPE	DESCRIPTION, SIZE, ETC.	NO. REQ'D	MODEL OR ENGINE CUBIC INCH DISPLACEMENT	YEAR 19__
7A398 PLANET (TRANSMISSION)					
B8A 77162-A	A/T	⊕PAN-77162-C	1	312, 368	56/57
B8AZ 7A398-B	S/R	⊕PBL-77162-C, ⊕B8A-77162-F	1	312☆, 368☆, 383(mod.)☆	56/58
	S/R	☆When this part is used to replace B8A-77162-A on B8A-77162-E part B8A-77549-A race & B8T-77548-A washer must also be used	1	383	59
B5A 77162-C	S/R	Use prior to 8-1-58 - ⊕PAK-77162-A	1	312	58
B8SZ 7A398-A	M/D	⊕PBL-77162-D, ⊕B8S-77162-B	1	383(mod.)☆	58
	M/D	☆When this part is used to replace B8S-77162-A part number B8A-77549-A race & B8T-77548-A also must be used	1	383☆	59
B8SZ 7A398-B	M/D	⊕PBE-77162-C, ⊕B8S-77162-C	1	383☆, 430☆	58
	M/D	☆When this part is used to replace PBE-77162-B part number B8S-77549-A and B8S-77548-A also must be used	1	430☆	59
B8T 77162-A	S/R	⊕PBW-77162-A ☆When this part is used to replace B5A-77162-C part number B8S-77549-A and B8S-77548-A also must be used	1	312☆	58/59
PBB 77162-C	S/R		1	383	58
7A399 GEAR (TRANSMISSION FRONT CLUTCH SUN)					
B8SZ 7A399-A	A/T	10-11/16" overall length - 30 teeth - (a)	1	312, 368	56/57
	A/T	⊕PAN-77530-B, ⊕B8S-77530-A (a)	1	383(mod.)	58
	A/T	(a)	1	383	59
B5A 77530-C	S/R	10-21/64" o/all length - 30 teeth - ⊕PAK-77530-A - use on models built prior to approx. 8-1-58	1	312	58
B8AZ 7A399-A	A/T	11-49/64" o/all length - 35 teeth (a)	1	383, 430	58
	M/D	⊕PBB-77530-A, ⊕B8E-77530-A (a)	1	430	59
COAP 7A399-A	S/R	(a)	1	312	58/59
353078-S		Ball-steel-1/4" dia.	1	a	
7-7404 BODY (TRANSMISSION REAR BAND SERVO)					
		See basic part number 7B172			
7-7406 BEARING (TRANSMISSION REAR SERVO LEVER NEEDLE)					
B5A 77406-A	A/T	⊕PMB-77406-A (a)	29	312, 368, 383(mod.), 383, 430	56/59
353592-S		Washer-flat-1/2" I. D. x 1" O. D.	2	a	
7-7413 PISTON (TRANSMISSION REAR BAND SERVO ACCUMULATOR)					
B8A 77413-A	A/T	1-7/16" dia. x 1-7/8" long with 1-1/16" bore 1-1/16" deep - ⊕PBB-77128-B	1	312, 383(mod.), 383, 430	58/59
7-7414 "O" RING (TRANSMISSION REAR BAND SERVO PISTON OIL)					
1P 77414-A	A/T	Rubber - 2-47/64" I. D. x 3" O. D. x 9/64" thick - also serviced in 7153 kit	1	312	56/57
B7A 77414-A	A/T	Rubber - 3-1/8" I. D. x 3-11/32" O. D. x 9/64" thick - also serviced in 7153 kit - ⊕PMC-77414-A	1	368, 383, 430	57/58
	M/D		1	430	59
CONTINUED ON NEXT PAGE					

Transmission And Clutch

GROUP AND PART NUMBER	TYPE	DESCRIPTION, SIZE, ETC.	NO. REQ'D	MODEL OR ENGINE CUBIC INCH DISPLACEMENT	YEAR 19__
7-7414 "O" RING (TRANSMISSION REAR BAND SERVO PISTON OIL) CONTINUED					
B8A 77414-A	S/R	2-59/64" I. D. x 3-3/32" O. D. x 9/64" thick - @PBM-77414-A	1	312	58/59
B8S 77414-A	A/T	3-11/64" I. D. x 3-7/16" O. D. x 9/64" thick - @PBL-77414-A	1	383(mod.)	58
	A/T		1	383	59
7-7415 SPRING (TRANSMISSION REAR BAND SERVO PISTON)					
B5A 77415-A	A/T	Conical (4) coils - @PAG-77415-A	1	312, 368	56/57
B8A 77415-A	A/T	Conical (3-3/4) coils - @PBK-77415-A	1	312, 383(mod.), 383, 430	58/59
7-7416 RETAINER (TRANSMISSION REAR BAND SERVO PISTON SPRING)					
See basic part number 7B264					
7-7417 SNAP RING (TRANSMISSION REAR BAND SERVO PISTON RETAINER)					
1P 77417-A	A/T	3-1/4" O. D. x 1/16" thick	1	312	56/57
B7A 77417-A	A/T	3-9/16" O. D. x 1/16" thick -@PMC-77417-A	1	368, 383, 430	57/58
	M/D		1	430	59
B8A 77417-A	S/R	3-29/64" free dia. x 1/16" thick - @PBK-77417-A	1	312	58/59
B8S 77417-A	A/T	3-39/64" O. D. x 1/16" thick - @PBL-77417-A	1	383 (mod.)	58
	A/T		1	383	59
7-7420 BOLT (TRANSMISSION REAR BAND SERVO TO TRANSMISSION CASE)					
B7A 77420-A	A/T	With pilot end - hex. hd. - 7/16" - 14 x 2-15/32" - @PAN-77420-A	(a) 1	312, 368, 383(mod.), 383, 430	56/59
34808-S		Lockwasher-7/16"	1	a	
7-7421 STRUT (TRANSMISSION REAR BAND ACTUATING)					
1P 77421-A	A/T	29/32" wide x 1-7/64" long x 11/64" thick	1	312, 368, 383(mod.), 383, 430	56/59
7-7426 STOP (TRANSMISSION REAR BAND ADJUSTING)					
B5AP 7A178-A	A/T	Square-hd. - 1/2" - 16 thread x 2-7/16" long and spherical end (a)	1	312, 368	56/57
COAP 7A178-A	A/T	Square-hd. - 1/2" - 20 x 2-7/16" long and spherical end (b)	1	312, 383(mod.)	58
	A/T		1	312, 383	59
COMP 7A178-B	A/T	Square-hd. - 1/2" - 20 x 2-53/64" and spherical end (b)	1	383, 430	58
	M/D		1	430	59
33943-S		Nut-hex. -1/2"-20-locks rear band adj. stop to trans. case	1	b	
358514-S		Nut-hex. jam-1/2"-16 locks rear band adj. stop to trans. case	1	a	
7-7440 REGULATOR (TRANSMISSION OIL PRESSURE)					
See basic part number 7A139					
7A441 PAWL (TRANSMISSION PACKING BRAKE)					
B4AZ 7A441-A	A/T	With (1) 5/16" dia. hole and (1) 15/32" dia hole - engaging end approx. 9/64" - @1P-77311-B, @B4A-77311-A	1	312	56/59
	A/T	Use with PBL trans.	1	383	59
B9MP 7A441-A	M/D	When used to replace B8S-77311-A - also use (1) B9MP-7A121-A lever and (1) B9MP-7A295-A pin	1	430	59
7-7463 SPRING (TRANSMISSION MAIN OIL PRESSURE REGULATOR VALVE)					
See basic part number 7A270					

Transmission And Clutch

GROUP AND PART NUMBER	TYPE	DESCRIPTION, SIZE, ETC.	NO. REQ'D	MODEL OR ENGINE CUBIC INCH DISPLACEMENT	YEAR 19__
7-7465 SPRING (TRANSMISSION LOW OIL PRESSURE REGULATOR VALVE)					
B5A 77465-B	A/T	Green - (22-1/2) coils - ⊕PMB-77465-B	1	312, 368, 383(mod.), 383, 430	56/59
7-7466 SEAT (TRANSMISSION OIL PRESSURE REGULATOR VALVE SPRING)					
B5A 77466-A	A/T	⊕PMB-77466-A	1	312, 368, 383(mod), 383, 430	56/59
7-7469 TUBE (TRANSMISSION MAIN OIL PRESSURE)					
B5S 77469-A	A/T	1/2" tubing - 9-9/16" approx. formed length - ⊕PMB-77469-A	1	312, 368	56/57
	A/T		1	383(mod.)	58
	M/D		1	383, 430	58
	A/T		1	383, 430	59
B8E 77469-A	S/R	"L" shaped - 1/2" tubing - 7-7/8" approx. formed length - ⊕PBB-77469-A	1	383	58
B5A 77469-A	S/R	1/2" tubing - 10" approx. formed length - ⊕PAG-77469-A	1	312	58/59
7470 SPACER (TRANSMISSION LOW OIL PRESSURE REGULATOR VALVE)					
B5A 7470-A	A/T	35/64" dia. x 51/64" long - ⊕PMB-7470-A	1	312,368,383(mod.),383,430	56/59
7477 HOUSING (TRANSMISSION CONTROL SELECTOR KEYBOARD)					
FEK 7477-BP	A/T		1	312,368	57
7A478 RETAINER (TRANSMISSION MAIN OIL PRESSURE REGULATOR VALVE)					
B5MY 7A478-A	A/T	⊕PMB-77462-A, ⊕B5A-77462-A For 1959 application see basic part number 7B025	1	312, 368, 383(mod.), 383, 430	56/58
7A480 SPRING (TRANSMISSION REAR CLUTCH PISTON)					
B1AZ 7A480-A	A/T	(3-1/2) coils - 2-9/16" I.D. x 3-1/8" O.D. x 2-11/2" free length - ⊕1P-77515-B	1	312, 368, 383(mod.)	56/58
	A/T		1	312,383	59
B8SZ 7A480-A	A/T	(3-1/2) coils - 3-3/64" I.D. x 3-3/4" O.D. x 2-1/16" free length - ⊕PBB-77515-B, ⊕B8E-77515-A	1	383, 430	58
	M/D		1	430	59
7-7482 CLIP (TRANSMISSION OIL PAN SCREEN RETAINING)					
		See basic part number 7A097			
7490 BRACKET & LEVER (CLUTCH RELEASE EQUALIZER FRAME)					
Δ MC 7490-C			(a, b) 1	312	56
ΔΔ MC 7490-F		Use with MC-7635-A	(a, b) 1	312	56
MG 7490-A	S/T	& O/drive	(a, b) 1	312	57/58
MK 7490-A	S/T	& O/drive	(a, b) 1	383(mod.)	58
PB9M 7490-C	S/T	⊕4848360	(a) 1	312	59
PB9M 7490-D	S/T	⊕4848361	1	383	59
20388-88		Bolt-hex.hd. -3/8"-16 x 1"-clutch release equalizer brkt. & lever assy. to frame	2	a	
CONTINUED ON NEXT PAGE					
Δ Use on vehicles without Recirculating Ball Type Steering ΔΔ Use on vehicles with Recirculating Ball Type Steering					

Transmission And Clutch

GROUP AND PART NUMBER	TYPE	DESCRIPTION, SIZE, ETC.	NO. REQ'D	MODEL OR ENGINE CUBIC INCH DISPLACEMENT	YEAR 19__
7490 BRACKET & LEVER (CLUTCH RELEASE EQUALIZER FRAME) CONTINUED					
34782-S7		Lockwasher-3/8"-clutch release equalizer brkt.and lever to frame	2	a	
72003-S7		Cotter pin-1/16" x 1/2"-clutch release equalizer brkt.and lever to equalizer bar	1	a	
Δ 73954-S8		Pin-clevis-1/4" x 1-27/64"-clutch release equalizer brkt.& lever to equalizer bar	1	b	
ΔΔ 73969-S8		Pin-clevis-1/4" x 1-9/16"-clutch release equalizer brkt.& lever to equalizer bar	1	a	
87907-S8		Fitting-lub. equalizer brkt. & lever to frame	1	a	
357629-S7		Lockwasher-spec. -3/8"-clutch release	2	b	
7-7497 "O" RING (TRANSMISSION FRONT BAND SERVO RELEASE PISTON)					
B7A 77497-A	A/T	⊕PAN-77497-A	1	368	57
B8S 77497-A	A/T	1-29/64" I.D. x 1-47/64" O.D. x 9/64" dia. thick - also serviced in 7153 kit - ⊕PBL-77497-A	1	383(mod.)	58
PBE 77497-A	M/D	1-15/32" I.D. x 1-3/4" O.D. x 9/64" dia. thick - also serviced in 7153 kit	1	383	58
B8A 77497-A	M/D	1-3/8" I.D. x 1-33/64" O.D. x 9/64" thick - use for PBB-G transmission only - ⊕PBK-77497-A	1	430-6V	58
	A/T	Use for PBL-K and L and PBB-T trans. only	1	383, 430	59
PBB 77497-A	M/D	1-21/64" I.D. x 1-39/64" O.D. x 9/64" dia. thick - also serviced in 7153 kit - use for PBB-H trans. only	1	430-4V	58
	A/T	Use for PBL-S and T and PBB-F trans. only	1	383, 430	59
7501 HUB & LEVER (CLUTCH RELEASE EQUALIZER)					
B9MM 7A510-A	S/T		1	312	59
PB9M 7501-C	S/T	⊕4847596	1	383	59
7506 SHAFT (CLUTCH & BRAKE PEDAL PIVOT)					
MC 7506-A	S/T	& O/drive models (a)	1	312,383(mod.)	56/58
PB9M 7506-A	S/T	⊕4847607 (a)	1	312,383	59
34671-S8		Nut-hex. -7/16"-24-shaft to pedal support assembly	1	a	
7-7507 ROLLER (TRANSMISSION REAR CLUTCH SUN GEAR FRONT BEARING)					
B5A 77507-B	A/T	.120" dia. x 17/32" long - ⊕6150640	34	312, 368	56/57
	A/T		34	383(mod.)	58
	A/T		34	383	59
B1A 77507-E	A/T	.092" dia. x 13/32" long - ⊕6150639	40	312	58/59
B8S 77507-A	A/T	.123" dia. x 17/32" long - ⊕6150461	38	383,430	58
	M/D		38	430	59
7-7507 BEARING (TRANSMISSION PARKING LINKAGE NEEDLE)					
		See basic part number 7A007			
7508 BUSHING (CLUTCH PEDAL SHAFT)					
MC 7508-B	S/T	& O/drive - resin	1	312, 383(mod.)	56/58
		Δ Use on vehicles without Recirculating Ball Type Steering			
		ΔΔ Use on vehicles with Recirculating Ball Type Steering			

Transmission And Clutch

GROUP AND PART NUMBER	TYPE	DESCRIPTION, SIZE, ETC.	NO. REQ'D	MODEL OR ENGINE CUBIC INCH DISPLACEMENT	YEAR 19__	
7-7512 "O" RING (TRANSMISSION FRONT CLUTCH PISTON OIL)						
1P 77512-A	S/R	Inner - rubber - also serviced in 7153 kit - also used as rear clutch piston inner band servo release piston "O" ring - "O" ring seal and transmission front	1	312	56 & 59	
	M/D		1	383		
B5A 77512-A	A/T	Also serviced in 7153 kit - ⊕PMB-77512-A	1	383	59	
B8E 77512-A	M/D	⊕PBB-77512-A	1	430	59	
7513 SHIELD (CLUTCH RELEASE LEVER DUST)						
AB 7513-B	S/T	& O/drive - leather (a)	1	312	56	
MG 7513-A	S/T	& O/drive - leather (a)	1	312, 383(mod.)	57/58	
	S/T		1	312, 383		
44713-S8		Washer-flat-No.10-dust shield to clutch release lever	1	a		
63321-S8		Rivet-semi-tubular-3/16" x 11/32"-dust shield release lever	1	a		
7-7513 OIL SEAL (TRANSMISSION REAR CLUTCH PISTON) OUTER						
1P 77513-A	A/T	Outer - also serviced in 7153 kit	1	312, 368, 383(mod.)	56/58	
	A/T		1	312, 383		
PBB 77513-D	M/D	Outer - 5-11/32" I.D. x 5-29/32" O.D. x 1/8" thick - rubber	1	430-6V	58	
B8E 77513-B	A/T	Outer - 5-11/64" I.D. x 5-23/32" O.D. x 1/8" thick - also serviced in 7153 kit - ⊕PBB-77513-C	1	383, 430-4V	58	
	M/D		1	430		
7-7514 PISTON (TRANSMISSION REAR CLUTCH)						
B7A 77514-D	A/T	1-7/8" dia. bore - 5-15/64" O.D. x 11/16" thick - ⊕PAW-77478-B	1	312, 368	56/57	
PBB 77478-D	A/T	2-1/8" dia. bore - 5-55/64" O.D. x 57/64" thick - includes ball check	1	430-6V	58	
B8A 77514-C	A/T	1-7/8" dia. bore - 5-15/64" O.D. x 7/8" thick - includes ball check - ⊕PBM-77478-A	1	312	58/59	
B8S 77514-C	A/T	1-7/8" dia. bore - 5-15/64" O.D. x 43/64" thick - includes ball check - ⊕PBL-77478-A	1	383(mod.)	58	
	A/T		1	383		
B8S 77514-D	A/T	2-1/8" dia. bore - 5-57/64" O.D. x 57/64" thick - includes ball check	1	383, 430-4V	58	
	A/T		1	430		
7515 LEVER (CLUTCH RELEASE)						
MB 7515-A	S/T	& O/drive	1	312	56	
MG 7515-A	S/T	& O/drive	1	312	57/59	
MK 7515-B	S/T	& O/drive	1	383(mod.)	58	
PB9M 7515-A	S/T	⊕4846874	1	383	59	
7A516 ROD (CLUTCH PEDAL TO RELEASE LEVER)						
B5MY 7A516-A		⊕MC-77521-A (b)	1	312	56	
B7MY 7A516-A	S/T	& O/drive - 5/8" dia. hole each end - length 14-19/32" between flats of holes - ⊕MG-77521-A	(a)	1	312	57/58
B8MY 7A516-A	S/T	& O/drive - 5/8" dia. hole each end - length 14-3/64" - between flats of holes - ⊕MK-77521-A	(a)	1	383(mod.)	58
B9MY 7A516-A	S/T	5/8" dia. hole each end - 11-11/32" between flats of holes - ⊕4848366,	(a)	1	312	59
CONTINUED ON NEXT PAGE						

Transmission And Clutch

GROUP AND PART NUMBER	TYPE	DESCRIPTION, SIZE, ETC.	NO. REQ'D	MODEL OR ENGINE CUBIC INCH DISPLACEMENT	YEAR 19__
7A516 ROD (CLUTCH PEDAL TO RELEASE LEVER) CONTINUED					
B9MY 7A516-B	S/T	5/8" dia. holes each end - adjusted (a) length between flats of holes - 10-9/16" - contains adjusting nut - 39/64" length from flat to end of shank with internal threads cut 1-7/8" deep - ⊕B9MM-7A526-A	1	383	59
352663-S7		Washer-three wave spring-17/32" I.D. - clutch pedal to release lever rod to clutch pedal to clutch release equalizer bar	4	a	
354011-S7		Washer-3 wave spring-17/32" I.D. x 3/4" O.D. -clutch pedal to release lever rod to clutch pedal to clutch release equalizer bar	3	b	
7-7516 SEAT (TRANSMISSION REAR CLUTCH PISTON SPRING)					
B5A 77516-B	A/T	1-55/64" I.D. x 2-7/8" O.D. - ⊕PMB-77516-B	1	312,368	56/57
	A/T		1	383(mod.)	58
	A/T		1	383	59
1P 77516-B	S/R	2-19/64" dia. x 3/8" wide	1	312	58/59
B8E 77516-A	A/T	3-1/2" dia. x 21/64" wide - ⊕PBB-77516-B	1	383,430	58
	M/D		1	430	59
7517 SOCKET (CLUTCH SHAFT BALL)					
O1A 7517	S/T	& O/drive - bronze	2	312,383(mod.)	56/58
7-7517 SNAP RING (TRANSMISSION REAR CLUTCH PISTON SPRING RETAINER)					
B5A 77517-A	A/T	1-23/32" I.D. x 2" O.D. x 1/16" thick - ⊕PMB-77517-A	1	312,368	56/57
	A/T		1	383(mod.)	58
	A/T		1	383	59
1P 77517-A	S/R	1-17/32" I.D. x 1-27/32" O.D. x 1/16" thick	1	312	58/59
B8E 77517-A	A/T	1-31/32" I.D. x 2-9/32" O.D. x 1/16" thick - ⊕PBB-77517-A	1	383,430	58
	M/D		1	430	59
7-7518 PLATE (TRANSMISSION REAR CLUTCH) EXTERNAL					
1P 77518-A	A/T	External spline	5	312,368	56/57
	A/T		5	312	58/59
	A/T		6	383(mod.)	58
	A/T		6	383	59
B8E 77518-A	A/T	4-15/32" I.D. x 5-13/64" O.D. x 11/16" thick - 60 teeth	5	383,430	58
	M/D		5	430	59
7519 PEDAL (CLUTCH)					
ΔΔ MC 7519-G	S/T	& O/drive - use with standard brakes	1	312	56
MG 7519-B	S/T	& O/drive	1	312	57/58
MK 7519-A	S/T	& O/drive	1	383(mod.)	58
B9M 7519-A	S/T		1	312,383	59
7A521 BAR (CLUTCH RELEASE EQUALIZER)					
B9MY 7A521-A	S/T	⊕4847614 ⊕PB9M-77571-A	1	312,383	59
		ΔΔ Use on vehicles with Recirculating Ball Type Steering			

Transmission And Clutch

GROUP AND PART NUMBER	TYPE	DESCRIPTION, SIZE, ETC.	NO. REQ'D	MODEL OR ENGINE CUBIC INCH DISPLACEMENT	YEAR 19__
7521 ROD (CLUTCH LEVER RELEASE)					
MC 7521-A	S/T	& O/drive	(a) 1	312	56
MG 7521-A	S/T	& O/drive	(a) 1	312	57/58
MK 7521-A	S/T	& O/drive	(a) 1	383(mod.)	58
B9MM 7521-A	S/T		(a) 1	312	59
33800-S8		Nut-hex. -3/8"-24-clutch release lever adj. nut to clutch lever release rod	1	a	
354011-S7		Washer-3 wave spring-17/32" I.D. x 3/4" O.D. -clutch release lever rod to equalizer bar	1	a	
7-7522 PLATE (TRANSMISSION REAR CLUTCH PRESSURE)					
B6A 77522-A	A/T	External spline - 54 teeth - ⊕PAR-77522-A	1	312, 368	56/57
	S/R		1	312	58/59
B8S 77522-A	A/T	External spline - 54 teeth - ⊕PBL-77522-A	1	383(mod.)	58
	A/T		1	383	59
B8E 77522-A	A/T	External spline - 60 teeth - ⊕PBB-77522-A	1	383, 430	58
	M/D		1	430	59
7523 SPRING (CLUTCH RELEASE RETRACTING)					
Δ MB 7523-B	S/T	& O/drive - 24 coils - 10" approx. free length	(a) 1	312	56
ΔΔ MC 7523-A	S/T	& O/drive - 28 coils - 11" approx. free length	(a) 1	312	56
MG 7523-B	S/T	& O/drive	(a) 1	312	57/58
MK 7523-B	S/T	& O/drive	(a) 1	383(mod.)	58
B9M 7523-A	S/T		1	312	59
PB9M 7523-B	S/T	⊕4847606	1	383	59
35439-S8		Bolt-hex.hd. -7/16"-14 x 5-5/16"-grooved	1	a	
351428-S8		Washer-flat-7/16"	1	a	
357625-S7		Lockwasher-7/16"	1	a	
7-7523 SNAP RING (TRANSMISSION REAR CLUTCH PLATE RETAINER)					
1P 77523-A	A/T	☆ 1956-57-58 (1) - used in rear clutch and sun gear assy. with 312, 368 C. I. D. engine ☆ 1959 (1) - used in rear clutch and sun gear with 312 and 383 C. I. D. engine ☆ 1958 (1) - used in rear clutch and sun gear assy. with 383(mod.) C. I. D. engine ☆ 1958-59 (1) - used in front clutch with 312 C. I. D. engine	AR	312☆, 368☆, 383(mod.)☆	56/58
	A/T		AR	312☆, 383☆	59
7-7524 WASHER (TRANSMISSION REAR CLUTCH SUN GEAR COUNTERTHRUST)					
B5S 77524-A	A/T	Steel - 2-37/64" O.D. x 1/8" thick	1	312, 368	56/57
	A/T		1	383(mod.)	58
	A/T		1	383	59
1P 77524-A	S/R	2-3/8" O.D. x 1/8" thick	1	312	58/59
B8E 77524-A	A/T	Steel - 3-9/16" O.D. x 3/32" thick - ⊕PBB-77524-C	1	383, 430	58
	M/D		1	430	59
		Δ Use on vehicles without Recirculating Ball Type Steering			
		ΔΔ Use on vehicles with Recirculating Ball Type Steering			

Transmission And Clutch

GROUP AND PART NUMBER	TYPE	DESCRIPTION, SIZE, ETC.	NO. REQ'D	MODEL OR ENGINE CUBIC INCH DISPLACEMENT	YEAR 19__
7527		SEAL (CLUTCH PEDAL ROD) See basic part number 7583			
7528		BAR (CLUTCH RELEASE EQUALIZER)			
MC 7528-D			(a) 1	312	56
MG 7528-A	S/T	& O/drive	(a) 1	312	57/58
MK 7528-B	S/T	& O/drive	(a) 1	383(mod.)	58
87922-S8		Fitting-lubricator-1/4"-28 x 45° angle- for clutch release equalizer shaft ball	1	a	
7A530		BRACKET (CLUTCH PEDAL BUMPER)			
B2MY 7A530-A	S/T	& O/drive - "L" shaped and webbed - ⊕AB-77503-C, ⊕B2A-7504-A	(a) 1	312	56/58
B8MY 7A530-A	S/T	& O/drive - (1) 1-5/16" dia. hole and (1) 25/64" dia. hole - 4-23/64" approx. length - ⊕MK-77503-A	(a) 1	383(mod.)	58
B8MY 7A530-A	S/T	⊕4847979, ⊕PB9M-77503-B	(b) 1	312,383	59
33798-S8		Nut-hex. -5/16"-24-brkt. to pedal support	1	a, b	
34806-S7		Lockwasher-5/16"-brkt. to pedal support	1	a, b	
350474-S2		Bolt-carriage-5/16"-24 x 5/8"-brkt. to pedal support	1	a	
355471-S		Bolt-5/16"-24 x 3/4" rd. hd. carriage	1	b	
7-7530		GEAR (TRANSMISSION FRONT CLUTCH SUN) See basic part number 7A399			
7-7531		KIT (TRANSMISSION FRONT CLUTCH LUBE VALVE)			
B5A 77531-A	A/T	Consists of the following - (1) PMB-77614-A seat (1) PMB-77615-A spring (1) 353078-S ball	1	312, 368, 383(mod.), 383, 430	56/59
7535		BRACKET (CLUTCH PEDAL LEVER ASSIST SPRING)			
MG 7535-A	S/T	& O/drive	(a) 1	312	57/58
MK 7535-A	S/T	& O/drive	(a) 1	383(mod.)	58
20327-S8		Bolt-hex.hd. -5/16"-24 x 5/8"-spring and reinforcement brake pedal support brkt.	2	a	
34941-S7		Lockwasher-external-5/16"	2	a	
7539		WASHER (CLUTCH RELEASE EQUALIZER SHAFT)			
O1A 7539-A	S/T	& O/drive - rubber - 37/64" I. D. x 15/16" O. D.	1	312, 383(mod.)	56/58
7540		RETAINER (CLUTCH PEDAL RETRACTING SPRING)			
MC 7540-A	S/T	& O/drive	1	312	56
MK 7540-A	S/T	& O/drive - "U" shaped and hooked on both ends - 1/4" thick x 6" long	1	383(mod.)	58

Transmission And Clutch

GROUP AND PART NUMBER	TYPE	DESCRIPTION, SIZE, ETC.	NO. REQ'D	MODEL OR ENGINE CUBIC INCH DISPLACEMENT	YEAR 19__
7-7542 OIL SEAL (TRANSMISSION FRONT CLUTCH SUN GEAR) FRONT					
B5S 77542-A	A/T	Front - 1-3/16" free dia. x 3/32" thick - also serviced in 7153 kit - ⊕PMB-77542-A	2	312, 368	56/57
	A/T		2	383(mod.)	58
	A/T		2	383	59
1P 77542-A	S/R	Front - 1-1/16" free dia. x 3/32" thick	2	312	58/59
B8E 77542-A	A/T	Front - 1-5/16" free dia. x 3/32" thick - ⊕PBB-77542-A	2	383, 430	58
	M/D		2	430	59
7-7543 OIL SEAL (TRANSMISSION FRONT CLUTCH SUN GEAR) REAR					
1P 77543-B	A/T	Rear - 15/16" compressed dia. x 3/32" thick - hooked on both ends - also serviced in 7153 kit	2	312, 368, 383(mod.), 383, 430	56/58
7545 SPRING (CLUTCH RELEASE EQUALIZER BAR RETAINING)					
MC 7545-B	S/T	& O/drive	1	312, 383(mod.)	56/58
	S/T		1	312, 383	59
7-7545 WASHER (TRANSMISSION FRONT CLUTCH SUN GEAR THRUST) FRONT					
B5S 77545-A	A/T	Front - ⊕PMB-77545-A	1	312, 368	56/57
	A/T		1	383(mod.)	58
	A/T		1	383	59
1P 77545-A	A/T	Front	1	312	58/59
B8E 77545-A	A/T	Front - ⊕PBB-77545-A	1	383, 430	58
	M/D		1	430	59
7547 FULCRUM (CLUTCH RELEASE LEVER)					
MB 7547-A	S/T	& O/drive	1	312	56
MK 7547-A	S/T	& O/drive	1	312, 383(mod.)	57/58
	S/T		1	312, 383	59
7-7547 OIL SEAL (TRANSMISSION FRONT CLUTCH SUN GEAR) INTERMEDIATE					
B5S 77547-A	A/T	Intermediate - 1-1/4" free dia. x 3/32" thick - also serviced in 7153 kit - ⊕PMB-77547-A	2	312, 368	56/57
	A/T		2	383(mod.)	58
	A/T		2	383	59
1P 77547-A	S/R	Intermediate - 1-1/8" free dia. x 3/32" thick	2	312	58/59
1P 77883-A	M/D	1-1/2" O.D. x 3/32" wide - also serviced in 7153 kit	2	430	59
7A548 OIL SEAL (TRANSMISSION FRONT CLUTCH PISTON) OUTER					
B1AZ 7A548-A	A/T	Outer - rubber - 3-7/8" I.D. x 4-13/32" O.D. x 1/8" thick - also serviced in 7153 kit - ⊕1P-77558-A	1	312, 368	56/57
	A/T		1	383(mod.)	58
	A/T		1	383	59
B6AZ 7A548-A	S/R	Outer - 4-39/64" free I.D. - rubber - ⊕PAR-77558-A, ⊕B6A-77558-A	1	312	58/59
B8SZ 7A548-A	A/T	Outer - rubber - 4-35/64" I.D. x 5-1/16" O.D. x 1/8" thick - also serviced in 7153 kit - ⊕PBB-77558-A,	1	383, 430	58
	M/D	⊕B8E-77558-A	1	430	59

Transmission And Clutch

GROUP AND PART NUMBER	TYPE	DESCRIPTION, SIZE, ETC.	NO. REQ'D	MODEL OR ENGINE CUBIC INCH DISPLACEMENT	YEAR 19__
7-7548 WASHER (TRANSMISSION FRONT CLUTCH SUN GEAR THRUST) REAR					
B6A 77548-B	A/T	Rear - bronze - 1-1/8" I. D. x 2-1/4" O. D x 1/16" thick - ⊕PAW-77548-A	1	312,368	56/57
	A/T		1	383(mod.)	58
B8T 77548-A	A/T	Rear - 1-17/64" I. D. x 1-59/64" O. D. - 38 rollers - ⊕PBW-77548-A ☆ 1958 - use with B8AZ-7A398-B and B8SZ-7A398-A on 383 (mod.) C. I. D. engine ☆ 1956-57 - use with B8AZ-7A398-B on 312 and 368 C. I. D. engines	1	312☆, 368☆, 383(mod.)☆	56/58
	A/T		1	312, 383	59
B6A 77548-A	S/R	1" O. D. x 2-9/64" O. D. x 1/16" thick - ⊕PAR-77548-A	1	312	58
B8S 77548-A	A/T	Rear - 1-1/2" I. D. x 2-11/64" O. D. - 46 rollers - ⊕PBB-77548-B ☆ Use with PBB-77162-C and B8SZ-7A398-B only	1	383☆, 430☆	58
	M/D		1	430	59
7-7548 SEAL (TRANSMISSION FRONT CLUTCH PISTON OIL) OUTER					
PBB 77548-A	A/T	Rear - bronze - 1-15/64" I. D. x 2-5/8" O. D. x 1/16" thick	1	383, 430	58
	M/D		1	430	59
7-7549 RACE (TRANSMISSION FRONT CLUTCH SUN GEAR THRUST BEARING) REAR					
B8A 77549-A	A/T	1-17/64" I. D. x 2" O. D. x 7/64" thick - use with B8AZ-7A398-B, B8SZ-7A398-A or B8T-77162-A - ⊕6150673	1	312, 368, 383(mod.)	56/58
	A/T		1	312, 383	59
B8S 77549-A	M/D	1-33/64" I. D. x 2-1/4" O. D. x 7/64" thick - use with PBB-77162-C or B8SZ-7A398-B - ⊕6150674	1	383, 430	58
	M/D		1	430	59
7550 DISC (CLUTCH)					
MC 7550-A			1	312	56
MG 7550-A	S/T	& O/drive	1	312	57
MK 7550-A	S/T	Without O/drive - 11" O. D. - with (23) serrations in hub	1	383(mod.)	58
MK 7550-B	S/T	& O/drive - 10-1/2" O. D. - with (23) serrations in hub	1	312	58
	S/T		1	312	59
MK 7550-C	S/T	& O/drive - 11" O. D. - with (23) serrations in hub	1	383(mod.)	58
B9M 7550-A	S/T	11" O. D. - (23) hub serrations	1	383	59
7551 BEARING (CLUTCH PEDAL SHAFT)					
B2A 7551-A		⊕MA-77552-A	1	312, 383	59

Transmission And Clutch

GROUP AND PART NUMBER	TYPE	DESCRIPTION, SIZE, ETC.	NO. REQ'D	MODEL OR ENGINE CUBIC INCH DISPLACEMENT	YEAR 19__
7-7557 "O" RING (TRANSMISSION FRONT CLUTCH PISTON OIL) INNER					
B5A 77512-A	A/T	Also serviced in 7153 kit - ⊕PMB-77512-A	1	312, 368	56/57
	A/T		1	383(mod.)	58
1P 77512-A	A/T	Also used as front band servo piston "O" ring - also serviced in 7153 kit	1	312, 368	57
	A/T	1-9/64" I.D. x 1-45/64" O.D. x 9/64" dia. ☆ Also used as rear clutch piston oil inner "O" ring on models with 383(mod.) C. I. D. engine ☆ Also used as front band servo piston oil seal "O" ring - small on models with 383 C. I. D. engine	AR	383(mod.)☆, 383☆	58
	A/T		1	383	59
B8A 77502-A	S/R	5-7/8" O.D. x 4-1/2" long - 54 teeth - ⊕PBM-77502-A	1	312	58
B8E 77512-A	A/T	Also serviced in 7153 kit - ⊕PBB-77512-A	1	383, 430	58
1P 77557-A	S/R	1-19/64" I.D. x 1-37/64" O.D. x 9/64" dia.	1	312	58/59
B8E 77557-A	A/T	1-43/64" I.D. x 1-61/64" O.D. x 9/64" dia. - also serviced in 7153 kit - ⊕PBB-77557-A	1	383, 430	58
	M/D		1	430	59
7561 HUB (CLUTCH RELEASE BEARING)					
MB 7561-A	S/T	& O/drive	1	312, 383(mod.)	56/58
	S/T		1	312, 383	59
7562 SPRING (CLUTCH RELEASE LEVER ANTI-RATTLER)					
MK 7562-B	S/T	& O/drive	1	312, 383	56/58
	S/T		1	312, 383	59
7563 PLATE & COVER (CLUTCH PRESSURE)					
MC 7563-B	S/T		(a) 1	312	56
MG 7563-A	S/T	& O/drive	(a) 1	312	57/58
B9M 7563-A	S/T	& O/drive	(a) 1	383(mod.)	58
	S/T		(a) 1	383	59
B9M 7563-B	S/T		(a) 1	312	59
34807-S8		Lockwasher-3/8"	6	a	
355538-S		Bolt-hex.hd.-3/8"-16 x 15/16"	6	a	
7-7563 RING (TRANSMISSION FRONT CLUTCH PISTON SPRING PRESSURE)					
1P 77563-A	A/T	Spring wire - 2-13/16" I.D. x 3-1/16" O.D. x 1/8" thick	1	312, 368	56/57
	A/T		1	383(mod.)	58
	A/T		1	383	59
B5A 77563-A	S/R	⊕PAK-77563-A	1	312	58/59
B8E 77563-A	A/T	Spring wire - 3-29/64" I.D. x 3-45/64" O.D. x 1/8" thick - ⊕PBB-77563-A	1	383, 430	58
	M/D		1	430	59

Transmission And Clutch

GROUP AND PART NUMBER	TYPE	DESCRIPTION. SIZE. ETC.	NO. REQ'D	MODEL OR ENGINE CUBIC INCH DISPLACEMENT	YEAR 19__
7-7567 SNAP RING (TRANSMISSION FRONT CLUTCH CYLINDER)					
1P 77567-A	A/T	5-19/32" x 3/32" thick	2	312, 368, 383(mod.)	56/58
	A/T	(1) front clutch (1) transmission case	2	312, 383	59
1P 77523-A	A/T	Use in front clutch assy. - refer to group 7-7523	1	312	58/59
B8E 77567-A	A/T	6-1/4" x 3/32" thick - ⊕PBB-77567-A	3	383, 430	58
	M/D	(1) front clutch (1) rear clutch (1) transmission case	3	430	59
7A572 BRACKET (CLUTCH RELEASE EQUALIZER ENGINE)					
B5MY 7A572-A	S/T	& O/drive - ⊕MC-77505-A (a)	1	312	56/58
B8MY 7A572-A	S/T	& O/drive - ⊕MK-77505-B (a)	1	383(mod.)	58
B9MY 7A572-B	S/T	⊕B9MM-77505-A (a)	1	312	59
B9MY 7A572-A	S/T	⊕4848416, ⊕PB9M-77505-C	1	383	59
20348-S8		Bolt-hex.hd. -3/8"-16" x 3/4"-clutch release equalizer engine brkt.to engine	2	a	
357629-S7		Lockwasher-spec. -3/8"-clutch release equalizer engine brkt. to engine	2	a	
7-7573 PLATE (TRANSMISSION FRONT CLUTCH)					
1P 77573-A	A/T	External spline - 54 teeth	3	312, 368, 383(mod.)	56/58
	A/T		3	312, 383	59
B8E 77573-A	A/T	External spline - 60 teeth - ⊕PBB-77573-A	3	383, 430	58
	M/D		3	430	59
7-7577 WASHER (TRANSMISSION FRONT CLUTCH HUB THRUST)					
B5S 77577-B	A/T	Phenolic - 57/64" I.D. x 1-23/32" O.D. x 1/16" - ⊕PMB-77577-B	1	312, 368	56/57
	A/T		1	383(mod.)	58
	A/T		1	312, 383	59
B8E 77577-A	A/T	Phenolic - 1-1/64" I.D. x 2-17/64" O.D. x 1/16" thick - ⊕PBB-77577-A	1	383, 430	58
	M/D		1	430	59
7A578 BUSHING (CLUTCH LEVER SHAFT TUBE)					
B9MY 7A578-A	S/T	⊕MC-7526-C	1	312, 383	59
7580 BEARING (CLUTCH RELEASE)					
8A 7580-A	S/T	& O/drive - 1-41/64" I.D. x 3-1/4" O.D. x 3/4" thick	1	312,383(mod.)	56/58
	S/T		1	312, 383	59
7583 SEAL (CLUTCH PEDAL ROD)					
BA 7527-A	S/T	& O/drive - rubber	1	312	56
B7MY 7583-A	S/T	& O/drive - use with MG-7519-A on models built prior to 7-1-57 - ⊕MG-7527-A	1	312	57
B8A 7527-A	S/T	& O/drive - felt - ⊕BAE-77560-A - use on models built after 7-1-57	1	312, 383(mod.)	57/58

Transmission And Clutch

GROUP AND PART NUMBER	TYPE	DESCRIPTION, SIZE, ETC.	NO. REQ'D	MODEL OR ENGINE CUBIC INCH DISPLACEMENT	YEAR 19__
7583 BUMPER (PEDAL)					
MA 7583-A		Rubber - for brake pedal and clutch pedal	2	All	56/59
7598 PIN (CLUTCH PEDAL RETRACTING SPRING)					
MB 7598-A		Without power brakes (a)	1	312	56
33943-S8		Nut-hex. -1/2"-20-clutch pedal retracting spring pin to brake pedal support	1	a	
351453-S8		Washer-flat-1/2"-clutch pedal retracting spring pin to brake pedal support	1	a	
357626-S7		Lockwasher-spec. -1/2"-clutch pedal retracting spring pin to brake pedal support	1	a	
7600 BEARING (CLUTCH PILOT)					
B 7600-A	S/T	& O/drive - ball type	1	312	56/58
	S/T		1	312	59
MK 7600-A	S/T	& O/drive	1	383(mod.)	58
	S/T		1	383	59
7A600 SPRING (CLUTCH PEDAL LEVER ASSIST)					
B5MY 7A600-A	S/T	& O/drive - 6" long - free length - with standard brakes - ⊕MC-77533-A	1	312	56
B7MY 7A600-A	S/T	& O/drive - 10-7/8" long - free length - 1-7/32" dia. - ⊕MG-77533-B	1	312	57/58
B8MY 7A600-A	S/T	& O/drive - ⊕MK-77533-B	1	383(mod.)	58
B9MY 7A600-A	S/T	(12) coils - 1-3/8" dia. x 9-45/64" free length with hooked ends - ⊕4846888, ⊕PB9M-77533-A	1	312, 383	59
7-7607 PLUNGER (TRANSMISSION MANUAL VALVE DETENTION)					
B8A 77607-A	A/T	⊕PBA-77607-A	1	312, 368	57
	A/T		1	383(mod.), 383, 430	58
	M/D		1	383, 430	59
		See basic part number 7A115 for 353075 ball - steel for manual detent lever for 1958 S/R 312 C.I.D. engine and 1959 S/R 312 and 383 C.I.D. engines			
7-7614 SEAT (TRANSMISSION FRONT CLUTCH LUBE VALVE)					
PMB 77614-A	A/T	NS-serviced in 7-7531 kit	1	312, 368, 383(mod.), 383, 430	56/59
7-7615 SPRING (TRANSMISSION FRONT CLUTCH LUBE VALVE)					
PMB 77615-A	A/T	NS-serviced in 7-7531 kit	1	312, 368, 383(mod.), 383, 430	56/59

Transmission And Clutch

GROUP AND PART NUMBER	TYPE	DESCRIPTION, SIZE, ETC.	NO. REQ'D	MODEL OR ENGINE CUBIC INCH DISPLACEMENT	YEAR 19__
7-7618 RETAINER (CLUTCH PEDAL STOP LEVER PIN)					
MC 77618-A	S/T	& O/drive	AR	312,383(mod.)	56/58
	S/T		AR	312,383	59
		(1) req'd. - for clutch pedal to release lever rod			
		(1) req'd. - for clutch release lever rod to equalizer bracket and lever			
7A626 DRUM & SUN GEAR (TRANSMISSION FRONT BRAKE)					
B5AZ 7A626-A	A/T	⊕PMB-77502-B, ⓔB5A-77502-B	1	312,368	56/57
B8MY 7A626-A	M/D	⊕PBB-77502-F	1	430-6V	58
COMP 7A626-A	A/T		1	383,430-4V	58
	M/D		1	430	59
B8AZ 7A626-B	A/T	5-7/8" O.D. x 4-37/64" long - 54 teeth - ⊕PBL-77502-A or B, ⓔB8S-77502-A	1	383(mod.), 383	58
	A/T		1	383	59
7635 BOLT (CLUTCH RELEASE UPPER SHOULDER)					
MC 7635-A		Use with MC-7490-F (a)	1	312	56
		33925-S Nut-hex. -3/8"-24 jam	1	a	
		34807-S Lockwasher-3/8"	1	a	
7-7639 RETAINER (CLUTCH RELEASE EQUALIZER BAR RETAINING SPRING)					
MC 77639-B	S/T	& O/drive	1	312,383(mod.)	56/58
	S/T		1	312,383	59
7A650 CONTROL (TRANSMISSION OVERDRIVE)					
B5MY 7A650-A		Approx. 48-1/4" long - ⊕FDK-77244-A (a)	1	312	56
B7MY 7A650-A	O/D	⊕FEK-77244-A (b)	1	312	57/58
		33798-S8 Nut-hex. -5/16"-24-attach trans. O/drive control cable to O/drive control lever	1	a,b	
		34809-S8 Lockwasher-1/2"-O/drive control to control brkt.	1	a	
		34941-S7 Lockwasher-external tooth-5/16"-trans. O/drive control cable to O/drive control lever	1	a,b	
		44722-S8 Washer-flat-5/16"-trans. O/drive control cable to O/drive control lever	1	a,b	
		44734-S8 Washer-flat-1/2"-O/drive control to control brkt.	1	a	
		351052-S8 Nut-thin-hex. -1/2"-20-O/drive control to control brkt.	1	a	
		352961-S Grommet-trans. O/drive control cable through dash panel	1	b	
		352999-S2 Clip-attaches trans. O/drive control to front fender apron	2	b	
CONTINUED ON NEXT PAGE					

Transmission And Clutch

GROUP AND PART NUMBER	TYPE	DESCRIPTION, SIZE, ETC.	NO. REQ'D	MODEL OR ENGINE CUBIC INCH DISPLACEMENT	YEAR 19__
7A650 CONTROL (TRANSMISSION OVERDRIVE) CONTINUED					
353550-S8		Clip-attaches trans. O/drive control to trans. and O/drive assy.	1	a	
355480-S8		Bolt-hex. hd. -5/16"-24 x 7/8"-trans. O/drive control cable to O/drive control lever	1	a,b	
356288-S8		Spacer-bet. trans. O/drive control cable and O/drive control lever	1	a,b	
359308-S8		Clip-attaches trans. O/drive control to trans. and O/drive assy.	1	a	
359308-S8		Clip-attaches trans. O/drive control to trans and O/drive assy.	1	a	
7650 EXTENSION (TRANSMISSION)					
See basic part number 7A039					
7A651 RELAY (TRANSMISSION OVERDRIVE TO SOLENOID)					
B6AZ 7A651-A	O/D	12 Volt - ⊕FDT-6915-A, ⊕B6A-6915-A	1	312,383(mod.)	56/58
7A652 SWITCH (TRANSMISSION OVERDRIVE ACCELERATOR KICKDOWN)					
A9AZ 7A652-A	O/D	⊕8A-6918-B (a)	1	312,383(mod.)	56/58
34910-S2		Lockwasher-internal tooth-9/16"-switch to dash panel	2	a	
351075-S		Nut-hex. -thin-9/16"-18-switch to dash panel	2	a	
7653 GEAR (TRANSMISSION OVERDRIVE RING)					
8L 7653	O/D	Internal teeth	1	312,383(mod.)	56/58
7654 SNAP RING (TRANSMISSION OVERDRIVE RING GEAR)					
8L 7654-A	O/D	.054"/.056" thick select	1	312,383(mod.)	56/58
8L 7654-B	O/D	.056"/.058" thick select	1	312,383(mod.)	56/58
8L 7654-C	O/D	.058"/.060" thick select	1	312,383(mod.)	56/58
7656 SNAP RING (TRANSMISSION OVERDRIVE MAIN SHAFT BEARING)					
8M 7656	O/D	2-15/16" O.D. x .073" thick	1	312,383(mod.)	56/58
7-7658 VALVE (TRANSMISSION REAR BAND SERVO CHECK)					
B8A 77658-A	A/T	1/2" dia. one end 19/64" dia. the other end - 39/64" in length - ⊕PBB-77658-A	1	312,383(mod.), 383,430	58
	A/T		1	312,383,430	59
7660 ADAPTOR (TRANSMISSION OVERDRIVE)					
8L 7660	O/D	Housing between transmission case and extension	1	312	56
B7A 7660-A	O/D	Housing between transmission case and extension - ⊕MG-7660-B	1	312,383(mod.)	57/58

Transmission And Clutch

GROUP AND PART NUMBER	TYPE	DESCRIPTION, SIZE, ETC.	NO. REQ'D	MODEL OR ENGINE CUBIC INCH DISPLACEMENT	YEAR 19__
7661 GASKET (TRANSMISSION OVERDRIVE HOUSING ADAPTOR)					
8L 7661	O/D	Adapter to extension housing - also serviced in 7153 kit	1	312	56
B7A 7661-A	O/D	Adaptor to extension housing - also serviced in 7153 kit - ⊕MG-7661-B	1	312,383(mod.)	57/58
7662 RING & GEAR PLATE (TRANSMISSION OVERDRIVE BACK)					
8L 7662	O/D		1	312,383(mod.)	56/58
7665 PLATE & TROUGH (TRANSMISSION OVERDRIVE COVER)					
56H 7665	O/D		1	312	56
B7A 7665-A	O/D	⊕MG-7665-A	1	312,383(mod.)	57/58
7666 SNAP RING (TRANSMISSION OVERDRIVE COVER PLATE)					
16H 7666-A	O/D	.062" thick select - attach plate and trough to adaptor	1	312,383(mod.)	56/58
16H 7666-B	O/D	.070" thick select	1	312,383(mod.)	56/58
7668 BAFFLE (TRANSMISSION MAIN SHAFT OIL)					
8L 7668	O/D		1	312,383(mod.)	56/58
7670 GEAR (TRANSMISSION OVERDRIVE SUN)					
8L 7670	O/D		1	312,383(mod.)	56/58
7672 RING (TRANSMISSION OVERDRIVE PINION CASE TO MAIN SHAFT)					
8L 7672-A	O/D	.062" thick select - in front and rear of cam, roller and cage assy.	2	312,383(mod.)	56/58
8L 7672-B	O/D	.068" thick select	1	312,383(mod.)	56/58
8L 7672-C	O/D	.074" thick select	1	312,383(mod.)	56/58
7673 CAGE (TRANSMISSION OVERDRIVE PINION)					
8L 7673	O/D		1	312,383(mod.)	56/58
7675 CAM, ROLLER & CAGE (TRANSMISSION OVERDRIVE FREE WHEEL)					
8L 7675	O/D		1	312,383(mod.)	56/58
7680 FORK & RAIL (TRANSMISSION OVERDRIVE SHIFT)					
B5A 7680-A	O/D	⊕MC-7680-A	1	312	56
B7A 7680-A	O/D	⊕MG-7680-B	(a) 1	312,383(mod.)	57/58
353096-S		Plug-tapered-3/8"	1	a	
7685 SPRING (TRANSMISSION OVERDRIVE RETRACTOR)					
16H 7685	O/D	17/32" O.D. x 2-3/4" overall free length - 15 coils	1	312,383(mod.)	56/58
7-7685 SHAFT (TRANSMISSION OVERDRIVE CONTROL)					
B5A 77685-A	O/D	⊕MC-77685-A	(a) 1	312	56
B7A 77685-A	O/D	⊕MG-77685-B	(a) 1	312,383(mod.)	57/58
73757-S		Pin-taper-1/4"-O/drive control shaft to O/drive extension	1	a	
7688 SEAL (TRANSMISSION SHIFTER SHAFT OIL)					
56H 7688	O/D	15/16" O.D. x 3/16" wide - lined w/rubber	1	312,383(mod.)	56/58

Transmission And Clutch

GROUP AND PART NUMBER	TYPE	DESCRIPTION, SIZE, ETC.	NO. REQ'D	MODEL OR ENGINE CUBIC INCH DISPLACEMENT	YEAR 19__
7690 PAWL (TRANSMISSION OVERDRIVE STATIONARY GEAR)					
8L 7690			1	312	56
B7A 7690-A	O/D	⊕MG-7690-B	1	312,383(mod.)	57/58
7693 SEAL (TRANSMISSION OVERDRIVE PAWL OPERATING ROD OIL)					
26H 7693	O/D	5/8" O. D. x 13/64" thick - lined with rubber	1	312,383(mod.)	56/58
7696 GUIDE (TRANSMISSION OVERDRIVE SHIFT RAIL)					
8L 7696	O/D		1	312,383(mod.)	56/58
7-7700 CONTROL (TRANSMISSION MAIN)					
See basic part number 7A100					
7-7712 SEAT (TRANSMISSION REAR PUMP CHECK VALVE)					
B5A 77712-A	A/T	⊕PMB-77712-A	1	312, 368, 383(mod.), 383, 430	57/59
7-7713 VALVE (TRANSMISSION REAR PUMP CHECK)					
B5A 77713-B	A/T	⊕PMB-77713-B	1	312, 368, 383(mod.), 383, 430	57/59
7-7715 PLATE (TRANSMISSION CONTROL VALVE BODY SEPARATING)					
See basic part number 7A008					
7729 PLATE (TRANSMISSION CONTROL LOWER VALVE BODY SIDE)					
B8A 7729-A	M/D	Steel - (2) 13/64" dia. holes 1-1/2" between centers - 1/8" thick - ⊕PBM-7729-B	(a) 1	383(mod.), 383, 430	58
	M/D		(a) 1	383, 430	59
34823-S		Washer-spring-No. 10	2	a	
355128-S		Screw-regulator base	2	a	
7-7733 PLATE (TRANSMISSION CONTROL END BODY)					
B5A 77733-A	S/R	⊕PMB-77733-A	(a) 1	312, 368, 383(mod.), 383	56/58
	S/R		(a) 1	312, 383	59
34803-S7		Lockwasher-No. 10	AR	a	
356746-S		Screw-fill. hd. -No. 10-24 x 3/4"	AR	a	
357846-S		Screw-flat hd. -No. 10-24 x 3/8"	AR	a	
357910-S		Screw-pan hd. -No. 10-24 x 5/8"	AR	a	
358509-S		Screw-fill. hd. -No. 10-24 x 7/16"	AR	a	
7-7734 CLIP (TRANSMISSION CONTROL PARK LEVER CABLE)					
FEK 77734-A	A/T	(a) ☆ 1957 - use on models with 312 C. I. D. engines	1	312☆, 368, 383(mod.), 383, 430	57/58
42014-S8		Screw-hex. hd. self tapping-No. 10-12 x 5/8"	1	a	
7-7739 PLATE (TRANSMISSION CONTROL LOWER VALVE BODY SIDE)					
B8S 77739-A	M/D	⊕PBM-77739-A	(a) 1	383(mod.), 383, 430	58
	M/D		(a) 1	383, 430	59
PMB 77739-A	S/R		(a) 1	312, 383	59
34803-S		Lockwasher-No. 10	4	a	
359509-S		Screw-fill. hd. -No. 10-24-7/16"	4	a	
7749 SHAFT (TRANSMISSION OVERDRIVE MAIN)					
B5A 7749-A	O/D	Bell shaped - with external gear at front end and splined at rear end - ⊕MC-7749-A	1	312	56
B7A 7749-B	O/D	Bell shaped - external gear and splined at rear end - ⊕MG-7749-B	1	312	57
MK 7749-A	O/D	Bell shaped - external gear and splined at rear end	1	312,383(mod.)	58

Transmission And Clutch

GROUP AND PART NUMBER	TYPE	DESCRIPTION, SIZE, ETC.	NO. REQ'D	MODEL OR ENGINE CUBIC INCH DISPLACEMENT	YEAR 19__
7-7761 SPRING (TRANSMISSION THROTTLE VALVE RETURN)					
B5A 77761-A	A/T	NS-⊕PMB-77761-A (a)	1	312, 368, 383(mod.), 383, 430	56/59
34803-S		Washer-No.10	AR	a	
358509-S		Screw-fill. hd. -No.10-24 x 7/16"	AR	a	
7-7764 VALVE (TRANSMISSION VALVE CONTROL)					
B5A 77764-A	A/T	⊕PMB-77764-A	1	312	56/57
B7A 77764-A	S/R	Use with B7AZ-7A100-B - ⊕PAR-77764-A	1	312, 368	57
	S/R		1	383(mod.), 383	58
	S/R		1	312, 383	59
B8S 77764-A	M/D	⊕PBM-77764-A	1	383(mod.), 383, 430	58
	M/D		1	383, 430	59
7770-1 PAN (TRANSMISSION CONTROL LINKAGE SPLASH)					
MG 7771-A	A/T	(a)	1	312	57
MK 7771-B	A/T	(a)	1	383(mod.), 383, 430	58
B9M 7771-A	S/R		1	312	59
PB9M 7771-A	A/T	⊕4847324	1	383, 430	59
39894-S		Bolt-hex. wshr. hd. tap. -1/4"-20 x 5/8" splash pan to converter air duct	1	a	
7-7836 GASKET (TRANSMISSION FRONT OIL PUMP)					
1P 77836-A	A/T	Cork and rubber - 5-17/32" I.D. x 5-29/32" O.D. x 1/8" wide - also serviced in 7153 kit	1	312, 368, 383(mod.), 383, 430	56/59
7-7850 PUMP (TRANSMISSION OIL) REAR					
		See basic part number 7A149			
7-7860 COVER (TRANSMISSION REAR OIL PUMP)					
		See basic part number 7A152			
7-7863 "O" RING (TRANSMISSION REAR PUMP PRESSURE PORT)					
		See basic part number 7-7868			
7-7868 "O" RING (TRANSMISSION REAR PUMP OUTLET TUBE OIL)					
1P 77868-A	A/T	Rubber - 1/2" I.D. x 1/16" thick - also serviced in 7153 kit	1	312, 368	56/57
	A/T		1	312, 383(mod.)	58
	A/T		1	312, 383	59
B8E 77863-A	A/T	23/32" I.D. x 7/8" O.D. x 5/64" dia. thick - also serviced in 7153 kit - ⊕PBB-7073-A	1	383, 430	58
	M/D		1	430	59
7-7873 "O" RING (TRANSMISSION REAR PUMP INLET TUBE OIL)					
1P 77873-A	A/T	Rubber - 9/16" I.D. x 1/16" thick - also serviced in 7153 kit	1	312, 368, 383(mod.), 383, 430	56/59
7880 TUBE (TRANSMISSION OIL COOLER DISCHARGE TO SUMP)					
B6A 7880-A	A/T	Steel or brass - 5/16" O.D. x 2-37/64" long - ⊕PAW-7880-A ☆ 1956 - use with steel converter on 312 C.I.D. engine ☆ 1957 - use with 312 and 368 C.I.D. engines	1	312☆, 368☆	56/57
CONTINUED ON NEXT PAGE					

Transmission And Clutch

GROUP AND PART NUMBER	TYPE	DESCRIPTION, SIZE, ETC.	NO. REQ'D	MODEL OR ENGINE CUBIC INCH DISPLACEMENT	YEAR 19__
7880 TUBE (TRANSMISSION OIL COOLER DISCHARGE TO SUMP) CONTINUED					
1P 77884-A	A/T A/T	Steel or brass - 5/16" O.D. x 2-1/2" long ☆ 1956-57 - (3) used as oil distributor tubes with 312 and 368 C.I.D. engines ☆ 1958 - (1) used as oil cooler discharge tube with 383 (mod.) C.I.D. engines	AR 1	312☆, 368☆, 383(mod.)☆ 383	56/58 59
B8A 7880-A	S/R	Steel or brass - 5/16" O.D. x 1-31/64" long - ⊕PAZ-7880-A	1	312	58/59
B8E 7880-A	A/T M/D	Steel or brass - 3/8" O.D. x 2-41/64" long - ⊕PBB-7880-B	1 1	383, 430 430	58 59
7881 CLIP (TRANSMISSION CONTROL SELECTOR PUSH BUTTON CABLE)					
FEW 7881-A	A/T		2	383(mod.), 383, 430	58
7-7881 DISTRIBUTOR (TRANSMISSION CLUTCH & GOVERNOR OIL)					
1P 77881-A	A/T	Used on models built prior to 6-1-57 (a)	1	312, 368	56/57
20344-S8		Bolt-hex. hd. -1/4"-20 x 3/4"-oil distributor to oil sleeve	2	a	
34805-S8		Lockwasher-1/4"	2	a	
7-7883 OIL SEAL (TRANSMISSION OIL DISTRIBUTOR SLEEVE)					
1P 77883-A	A/T A/T A/T	1-1/2" O.D. x 3/32" wide - slotted - also serviced in 7153 kit ☆ 1958 - (2) used as front clutch sun gear oil seal - intermediate - on 383 and 430 C.I.D. engines	AR AR AR	312, 368 312, 383(mod.), 383☆, 430☆ 312, 383	56/57 58 59
B8E 77883-A	A/T M/D	1-5/8" O.D. x 3/32" wide - also serviced in 7153 kit - ⊕PBB-77883-A	4 4	383, 430 430	58 59
7-7884 TUBE (TRANSMISSION OIL DISTRIBUTOR)					
		See basic part number 7880			
7-7885 SPACER (TRANSMISSION OIL DISTRIBUTOR TUBE)					
1P 77885-A	A/T	5/16" I.D. x 1-7/16" long - "U" shaped - used on models built prior to 6-1-57	1	312, 368	56/57
7890 HOSE (TRANSMISSION OIL COOLER)					
MK 7890-A	A/T	Located at radiator lower tank and used with oil cooler tubes on models equipped with A/cond. - 7-1/8" long - with (1) 5/8"-18 female connector on one end and (1) 1/4"-18 male connector on the other	2	312, 383(mod.), 383, 430	58
7899 BUSHING (TRANSMISSION CONTROL SELECTOR PUSH BUTTON CARRIER)					
FEW 7899-A	A/T		4	383(mod.), 383, 430	58

Transmission And Clutch

GROUP AND PART NUMBER	TYPE	DESCRIPTION, SIZE, ETC.	NO. REQ'D	MODEL OR ENGINE CUBIC INCH DISPLACEMENT	YEAR 19__
7902 CONVERTER ASSEMBLY (TRANSMISSION)					
B8A 7902-B	S/R	Sealed unit - ⊕PAZ-7902-A (a)	1	312	58
B8A 7902-A	A/T	Sealed unit - ⊕PBL-7902-D (a)	1	383(mod.)	58
B9S 7902-A	A/T	Sealed unit - ⊕PBB-7902-S (a)	1	383,430	58
B9AP 7902-E	S/R	Use for PBM-S transmission (a)	1	312	59
B9AP 7902-G	S/R	Use for PBM-G transmission (a)	1	312	59
B9AP 7902-F	A/T	(a)	1	383	59
B9MP 7902-A	M/D	(a)	1	430	59
34420-S8		Nut-lock-3/8"-24-convertor to flywheel	4	a	
357916-S		Plug-pipe-1/8"-27-dry seal-tapered thread	1	a	
370444-S7		Washer-flat-3/8" I.D. x 3/4" O.D. - converter to flywheel	4	a	
7908 IMPELLER (CONVERTER)					
B5A 7908-A		With aluminum converter - ⊕PMB-7908-A	1	312	56
B6A 7908-A	A/T	Use with steel converter - hub attached - ⊕PAR-7908-A	1	312,368	56/57
7-7909 WASHER (CONVERTER IMPELLER THRUST)					
B6A 77909-A	A/T	Steel - 3" O.D. x 1-5/8" I.D. x 3/32" thick - used between impeller and stator - ⊕PAR-77909-A ☆ 1956 - use with steel converter on 312 C.I.D. engine ☆ 1957 - use with 312 and 368 C.I.D. engines	1	312☆, 368☆	56/57
7915 HUB (CONVERTER IMPELLER)					
B5A 7915-A		(8)-1/4"-20 tapped holes - with aluminum converter - ⊕PMB-7915-A (a)	1	312	56
34805-S8		Lockwasher-1/4"	8	a	
356748-S		Bolt-hex. hd. -1/4"-20 x 5/8"-impeller hub to hsg.	8	a	
7916 GASKET (CONVERTER IMPELLER HUB)					
1P 7916-A		Rubber - 3-15/16" I.D. x 4-1/4" O.D. x 9/64" thick - with aluminum converter	1	312	56
7920 TURBINE (CONVERTER)					
B6A 7920-B	A/T	⊕PAW-7920-A	1	312,368	56/57
7-7926 HANDLE (TRANSMISSION CONTROL KEYBOARD "PARK")					
FEK 77926-A	A/T	(a)	1	312,368	57
FEW 7221-B	A/T		1	312,383(mod.), 383,430	58
50001-S8		Screw-cr. rec. -oval hd. -No. 6-32 x 1/4"	2	a	
353660-S2		Roll pin-park handle to cable	1	a	
7932 STATOR (CONVERTER)					
B5S 7932-A	A/T	⊕PMB-7932-A	1	312,368	56/57
7937 WASHER (CONVERTER STATOR THRUST)					
B5A 7937-A	A/T	⊕PAZ-7937-A	2	312	56/57
B5A 7937-A	A/T	Used in stator - ⊕PAZ-7937-A	1	368	57
7937 KIT (CONVERTER STATOR & IMPELLER THRUST WASHER) REAR					
B8A 7937-A	A/T	Consists of the following - (1) PAN-7937-C washer (1) PAN-7937-D washer	1	368	56/57
7940 CLUTCH (CONVERTER STATOR)					
B7A 7940-B	A/T	⊕PAZ-7940-A	1	312,368	56/57

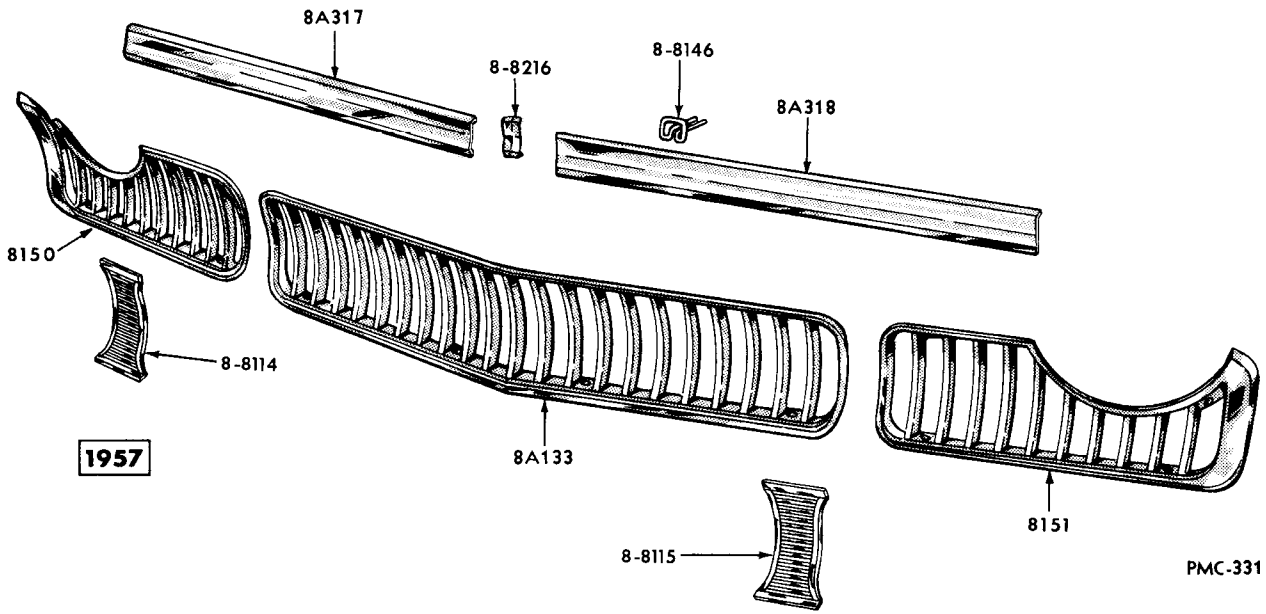
Transmission And Clutch

GROUP AND PART NUMBER	TYPE	DESCRIPTION, SIZE, ETC.	NO. REQ'D	MODEL OR ENGINE CUBIC INCH DISPLACEMENT	YEAR 19__
7945 SNAP RING (CONVERTER STATOR CLUTCH RETAINER)					
1P 7945-A	A/T	3-1/2" I.D. x 1/16" thick	2	312,368	56/57
7946 RACE (CONVERTER STATOR CLUTCH)					
1P 7946-A	A/T	Inner - 19 teeth	1	312,368	56/57
7947 RACE (CONVERTER STATOR CLUTCH)					
1P 7947-B	A/T	Outer - 3 external slots	1	312,368	56/57
7950 COVER (CONVERTER)					
B5A 7950-A	A/T	Starter ring gear - 148 teeth - ⊕PMB-7950-A	(a) 1	312	56/57
PAN 7950-C	A/T	Starter ring gear - 152 teeth	(a) 1	368	57
357916-S8B		Plug-hex. hd. pipe-1/8"-27-drain	2	a	
7962 WASHER (CONVERTER THRUST)					
1P 7962-A	A/T	1-1/4" I.D. x 2-7/16" O.D. x 1/16" thick	1	312,368	56/57
7963 "O" RING (CONVERTER COVER)					
B3A 7963-A	A/T	Rubber - aluminum converter - ⊕1P-7963-B	1	312	56
B6A 7963-A	A/T	Rubber gasket - steel converter - ⊕PAR-7963-A	1	312,368	56/57
7964 BOLT (CONVERTER COVER TO IMPELLER HOUSING)					
1P 7964-D		5/16"-24 x 1-1/64" - flat side head - use with aluminum converter	18	312	56
PAN 7964-A	A/T	5/16" - 24 x 7/8" under head - special head	(a) 18	312,368	56/57
357919-S		Locknut-hex. -5/16"-24-impeller to converter cover	18	a	
7-7965 BRACKET (TRANSMISSION REVERSE & PARK INHIBITOR SWITCH)					
B8MF 77965-A	A/T	Use with MED-FEW-15824-A switch	1	All except 58C, 64B	58
7975 HOUSING (CONVERTER)					
B5S 7975-A		With aluminum converter - ⊕PMB-7975-A	1	312	56
B6A 7975-A	A/T	Steel converter - ⊕PAR-7975-A	(a) 1	312	56/59
PAN 7975-A	A/T		(a) 1	368	57
B8E 7975-A	A/T	⊕PBL-7976-B	(a) 1	383(mod.)	58
	A/T		(a) 1	383	59
B8E 7975-B	A/T	⊕PBB-7976-B	(a) 1	383,430	58
	M/D		(a) 1	430	59
20450-S		Bolt-hex. hd. -7/16"-14 x 1/38"	4	a	
34848-S8		Lockwasher-7/16"	4	a	
7-7979 COVER (CONVERTER HOUSING LOWER ACCESS)					
MG 77979-A	A/T	Steel converter	(a) 1	312,368	56/57
41569-S		Screw-tapping-No. 10-32 x 1/2"	1	a	
7980 COVER (CONVERTER HOUSING LOWER ACCESS)					
B2A 7980-A		With aluminum converter - ⊕AB-77980-A	(a) 1	312	56
20310-S8		Bolt-hex. hd. -5/16"-18 x 1/2"	2	a	
34806-S7		Lockwasher-5/16"	2	a	

Transmission And Clutch

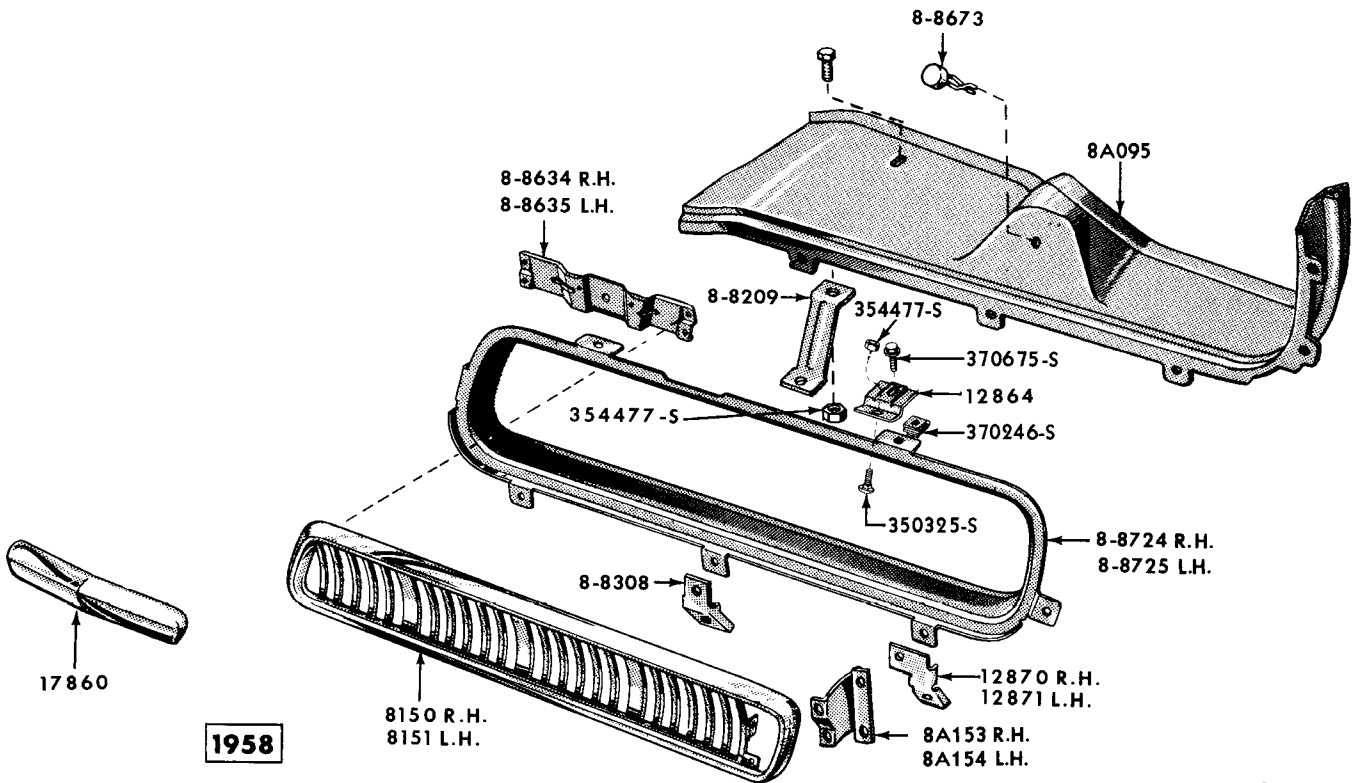
GROUP AND PART NUMBER	TYPE	DESCRIPTION. SIZE. ETC.	NO. REQ'D	MODEL OR ENGINE CUBIC INCH DISPLACEMENT	YEAR 19__
7981 BRACKET (TRANSMISSION CONTROL SELECTOR PUSH)					
FEW 7981-A	A/T	3/4" wide - (1) 3/8" x 3/4" and (1) 3/16" x 3/8" elongated hole on ends - use on cars built prior to approx. 5-15-58	1	383(mod.), 383, 430	58
ED-FEW 7981-B	A/T	3/4" wide x 4-13/36" long with (1) elongated hole and (1) No. 10-32 tapped hole - use on cars built prior to approx. 5-15-58	1	383(mod.), 383, 430	58
7985-6 COVER (CONVERTER HOUSING)					
MB 7985-A	A/T		(a) 1	312	56/59
LD 7986-A	A/T		(b) 1	368	57
MK 7986-A	A/T		(b) 1	383(mod.), 383, 430	58
PB9M 7986-A	A/T	⊕4847634	1	383, 430	59
20310-S8		Bolt-hex. hd. -5/16"-18 x 1/2"	AR	a, b	
20521-S8		Bolt-hex. hd. -5/16"-24 x 2"-converter housing cover to converter housing	1	a	
34806-S7		Lockwasher-5/16"	AR	a, b	
7990 DUCT (CONVERTER AIR)					
AB 7990-A		With aluminum converter	(a) 1	312	56
20326-S7		Bolt-hex. hd. -5/16"-18 x 5/8"-converter air duct and screen to converter housing	4	a	
34941-S7		Lockwasher-external tooth-5/16"-converter air duct and screen to converter housing	4	a	
7993 SCREEN (CONVERTER HOUSING)					
1M 7993-B		With aluminum converter	1	312	56

MEMO



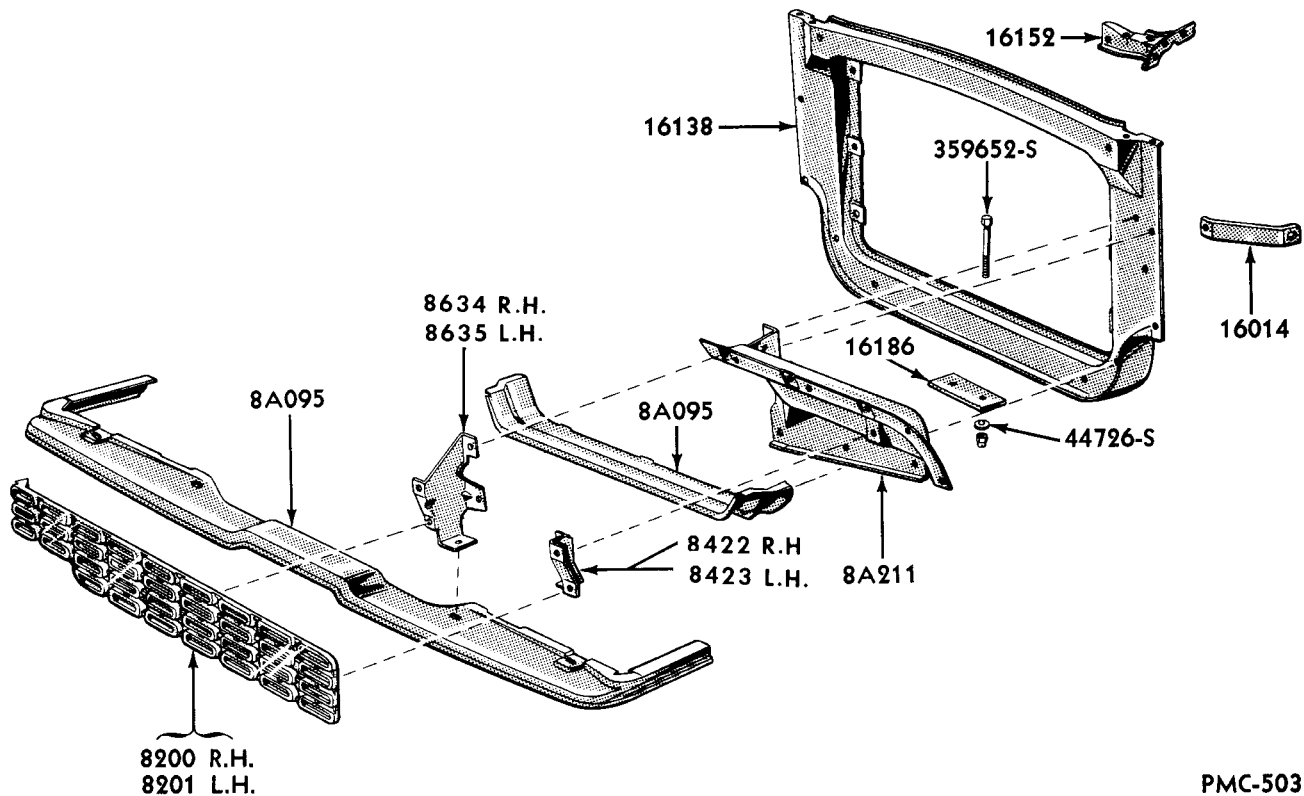
PMC-331

NOTE: REFER TO FRONT END SHEETMETAL ILLUSTRATION
NUMBER PMC-482 FOR RELATED PARTS NOT SHOWN

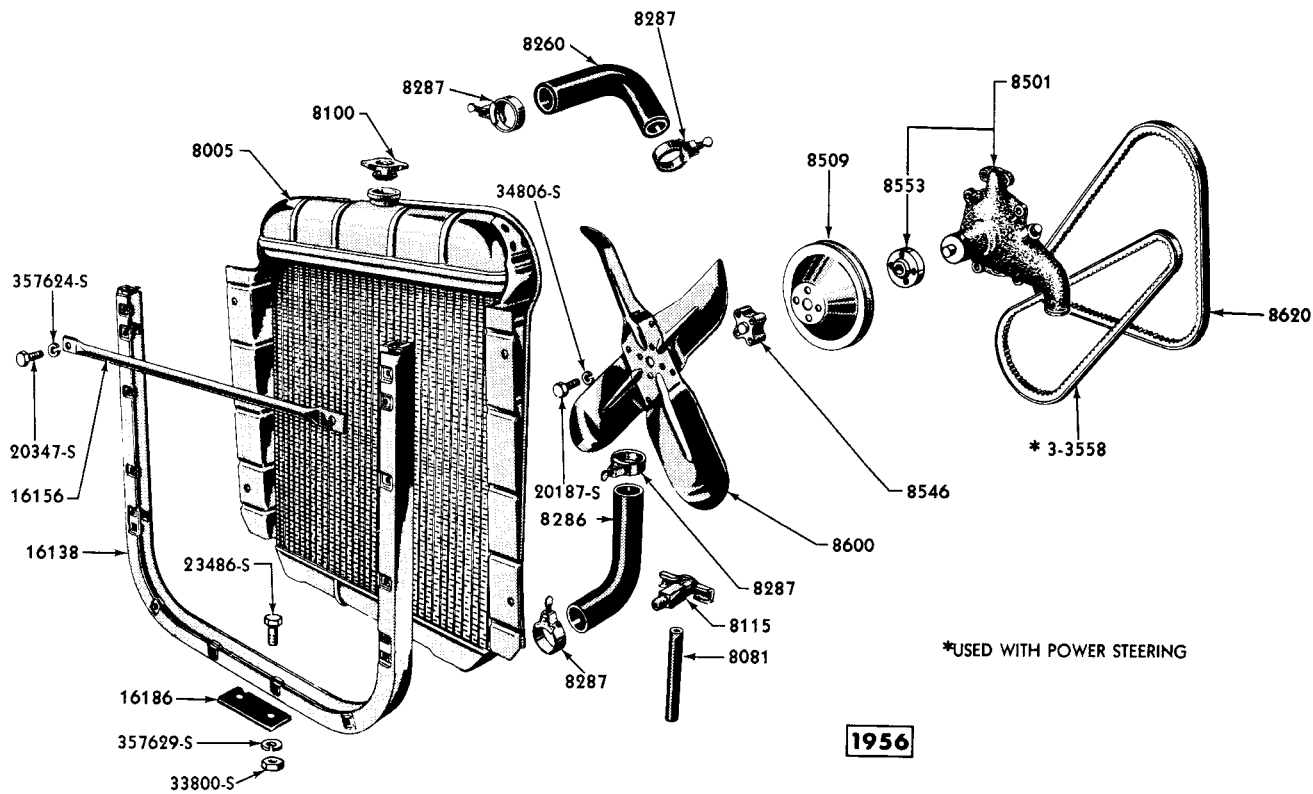


PMC-483

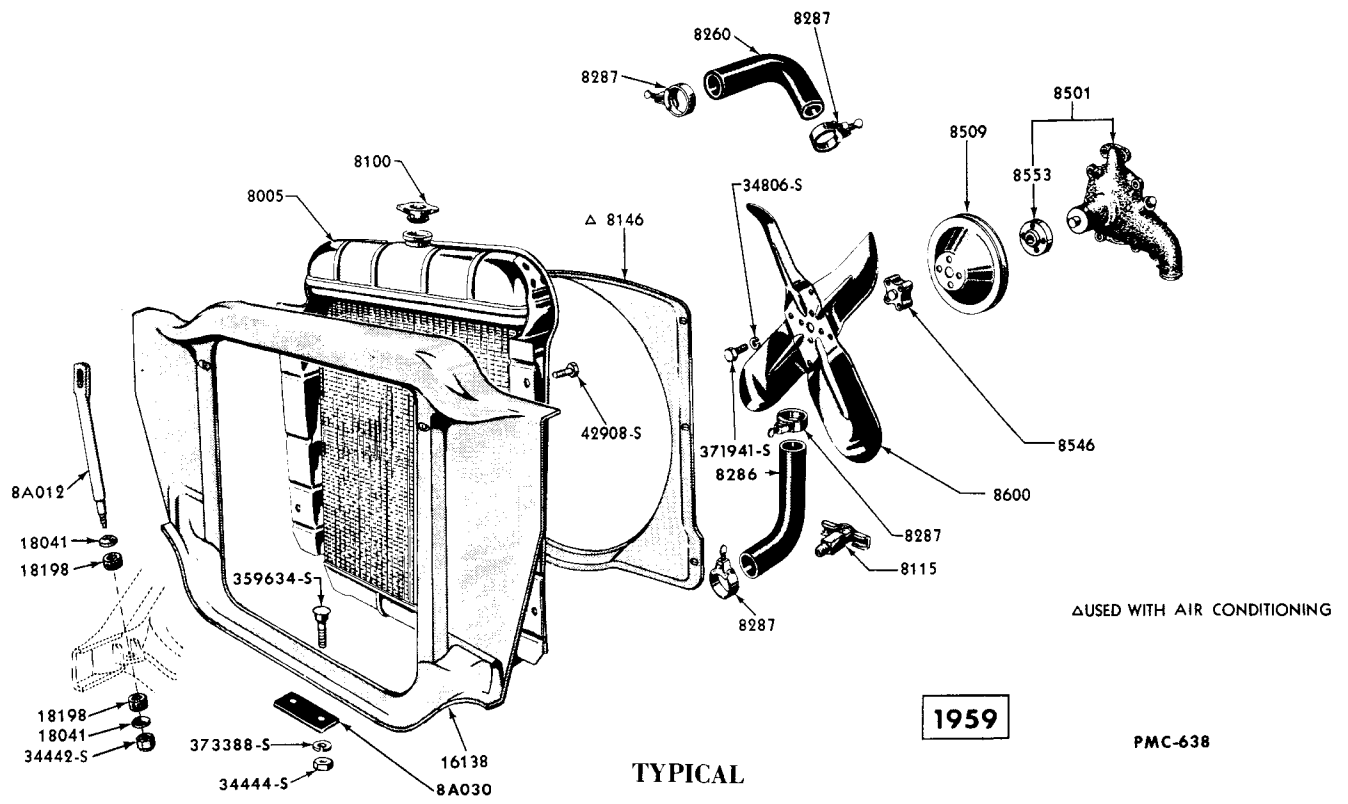
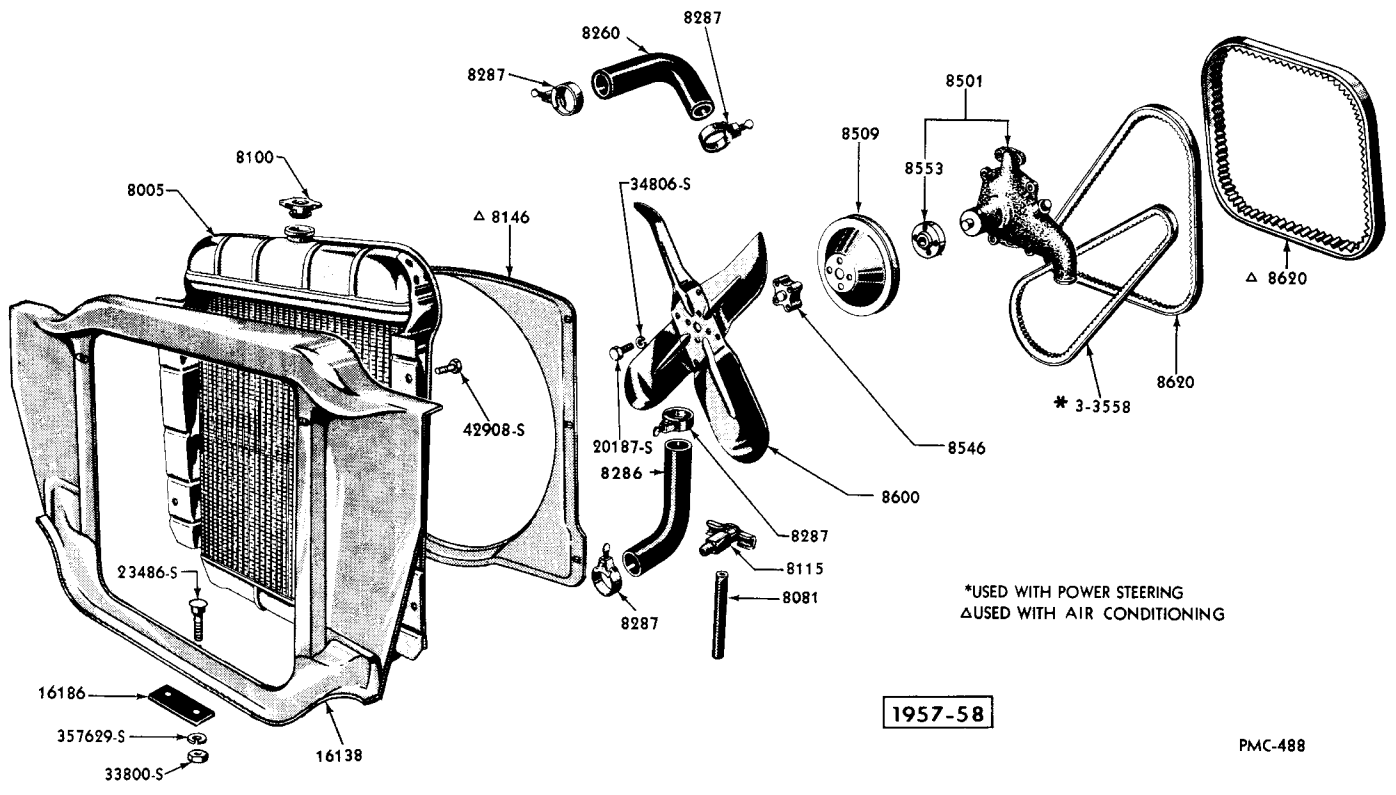
GRILLE and RELATED PARTS



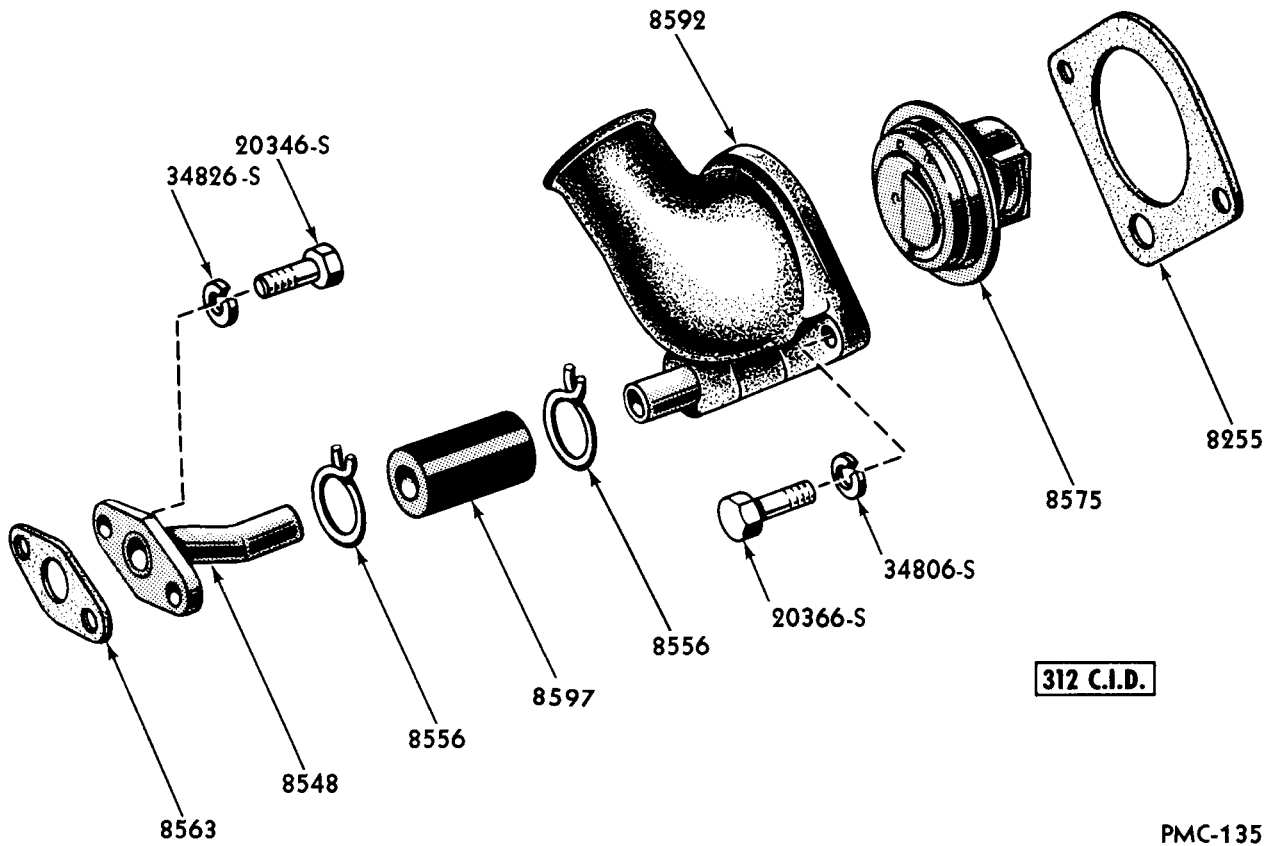
GRILLE AND RELATED PARTS



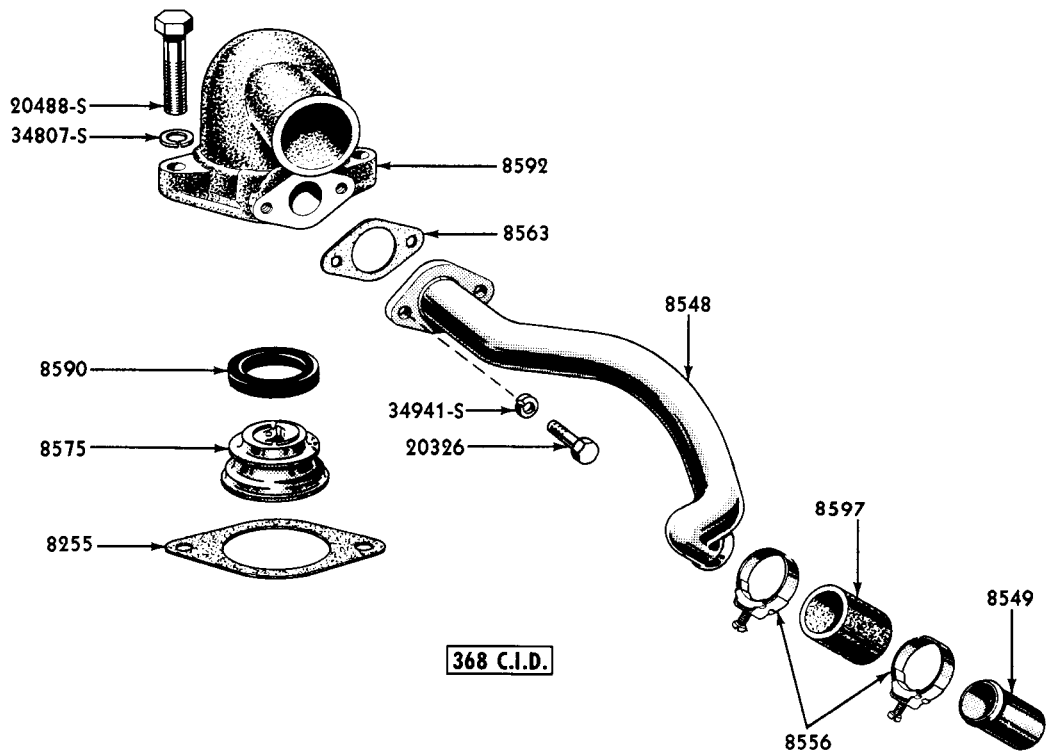
RADIATOR



RADIATOR

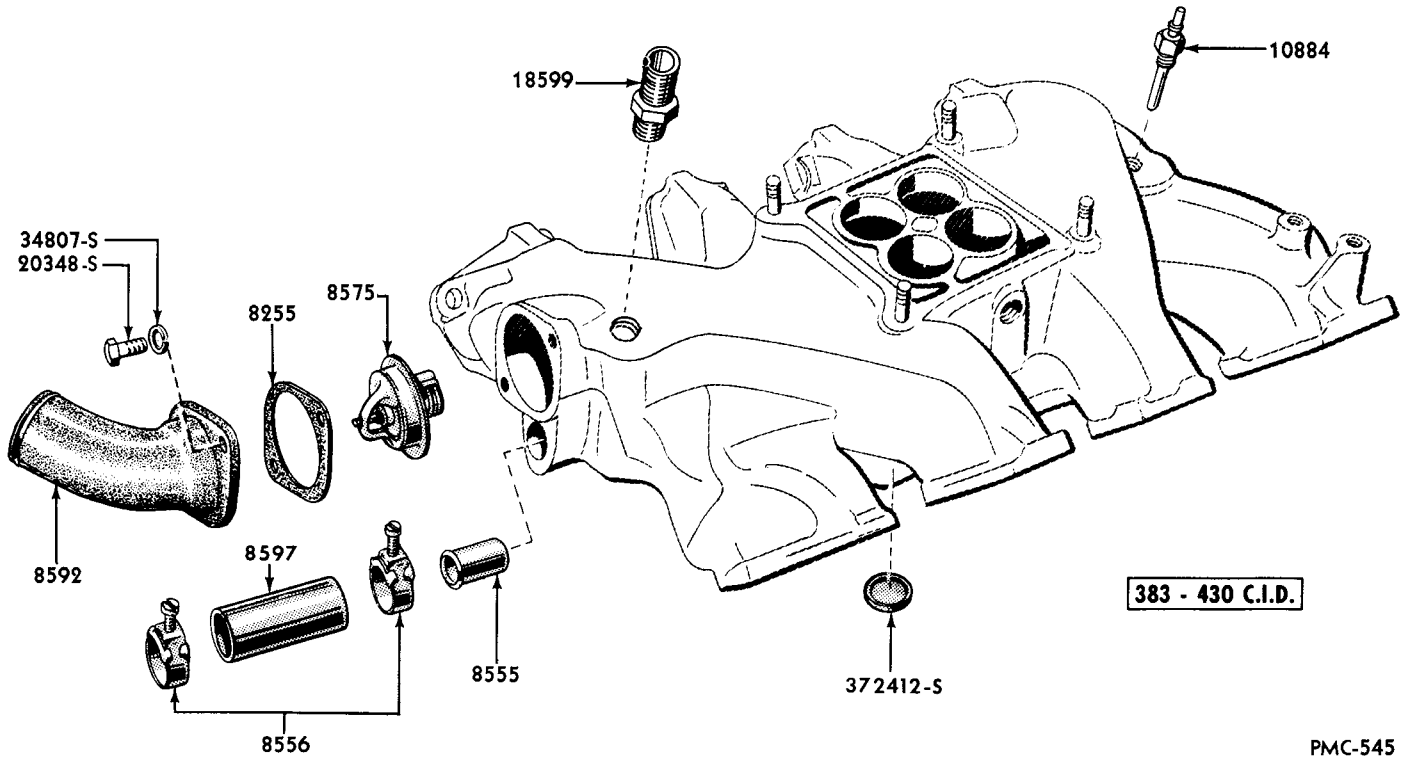


PMC-135



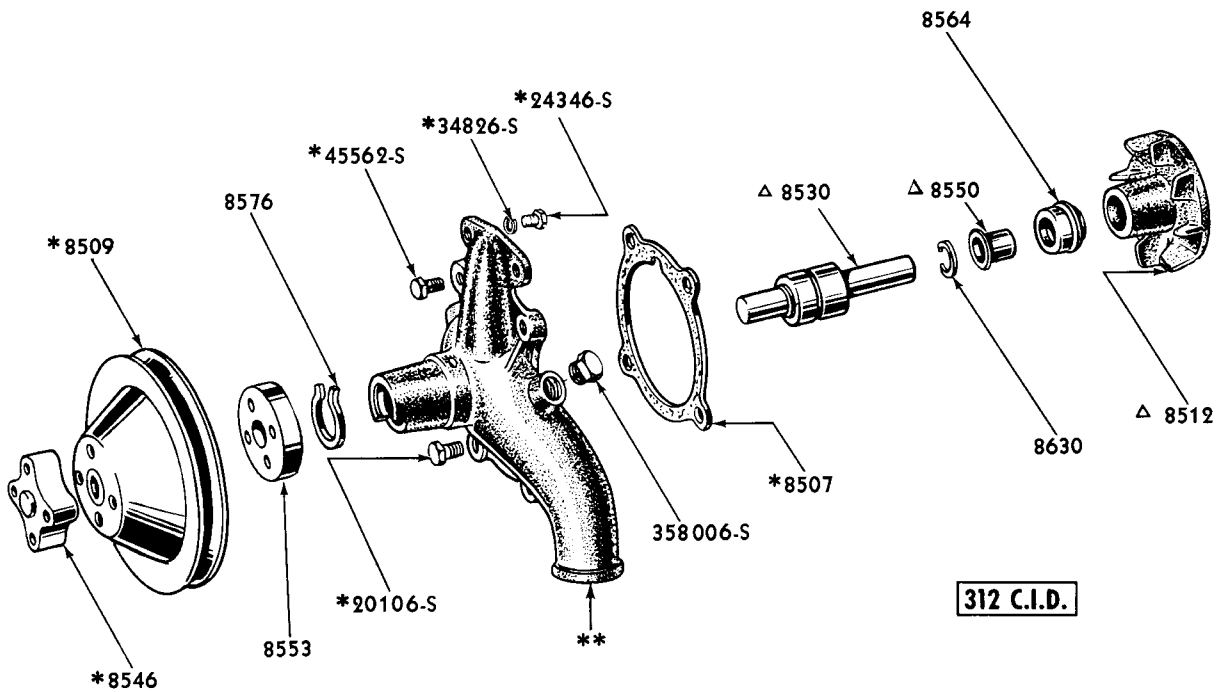
PMC-675

WATER CONNECTIONS



PMC-545

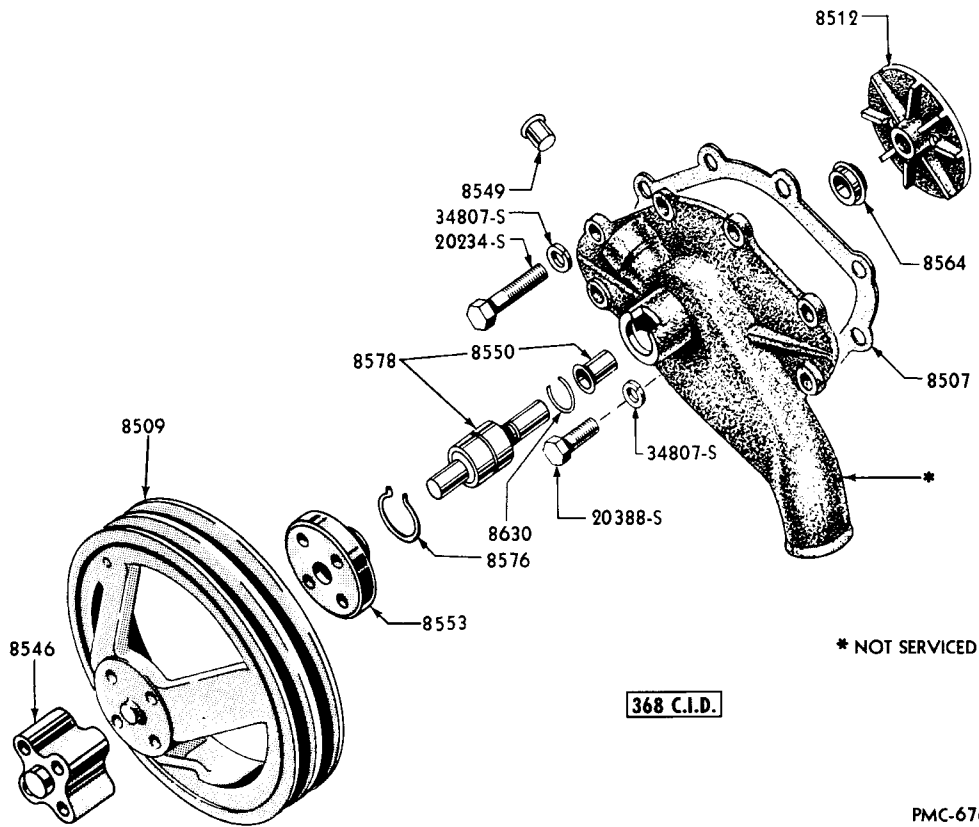
WATER OUTLET CONNECTION



- Δ NS—SERVICED IN 8591 KIT OR 8501 ASSEMBLY ONLY
- * NOT PART OF WATER PUMP ASSEMBLY
- ** NS—SERVICED IN 8501 ASSEMBLY ONLY

PMC-134

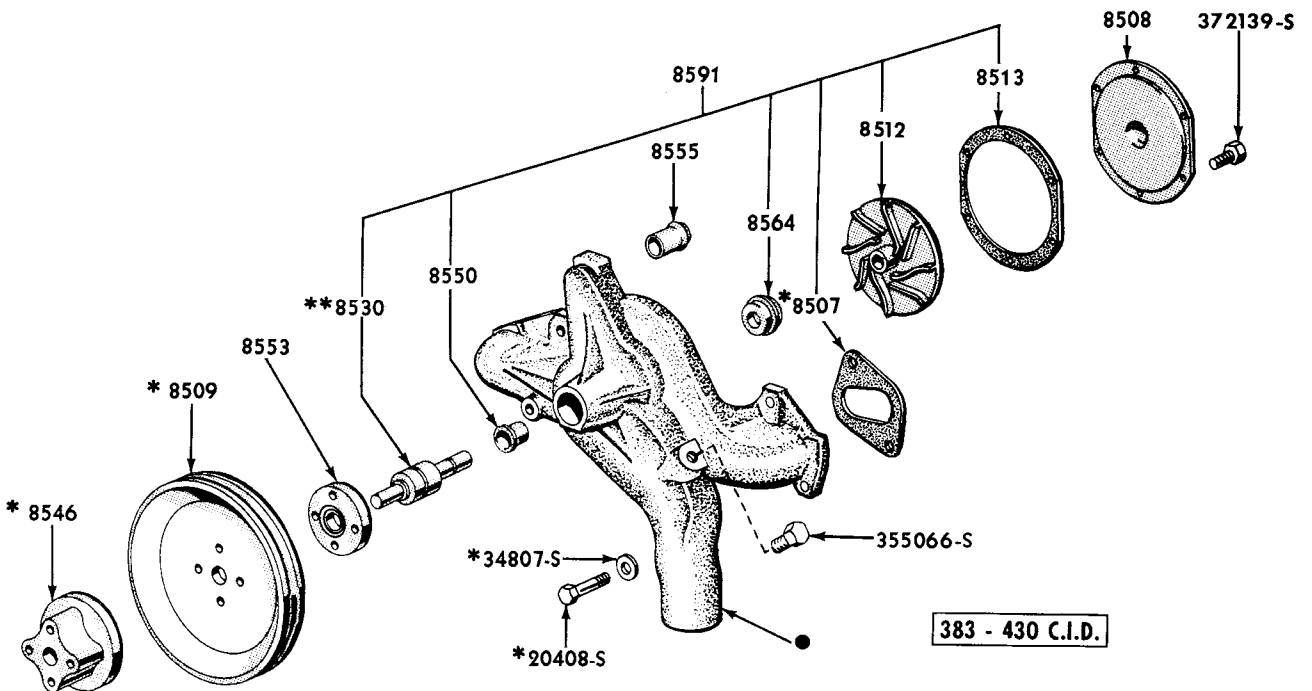
WATER PUMP



* NOT SERVICED

368 C.I.D.

PMC-676

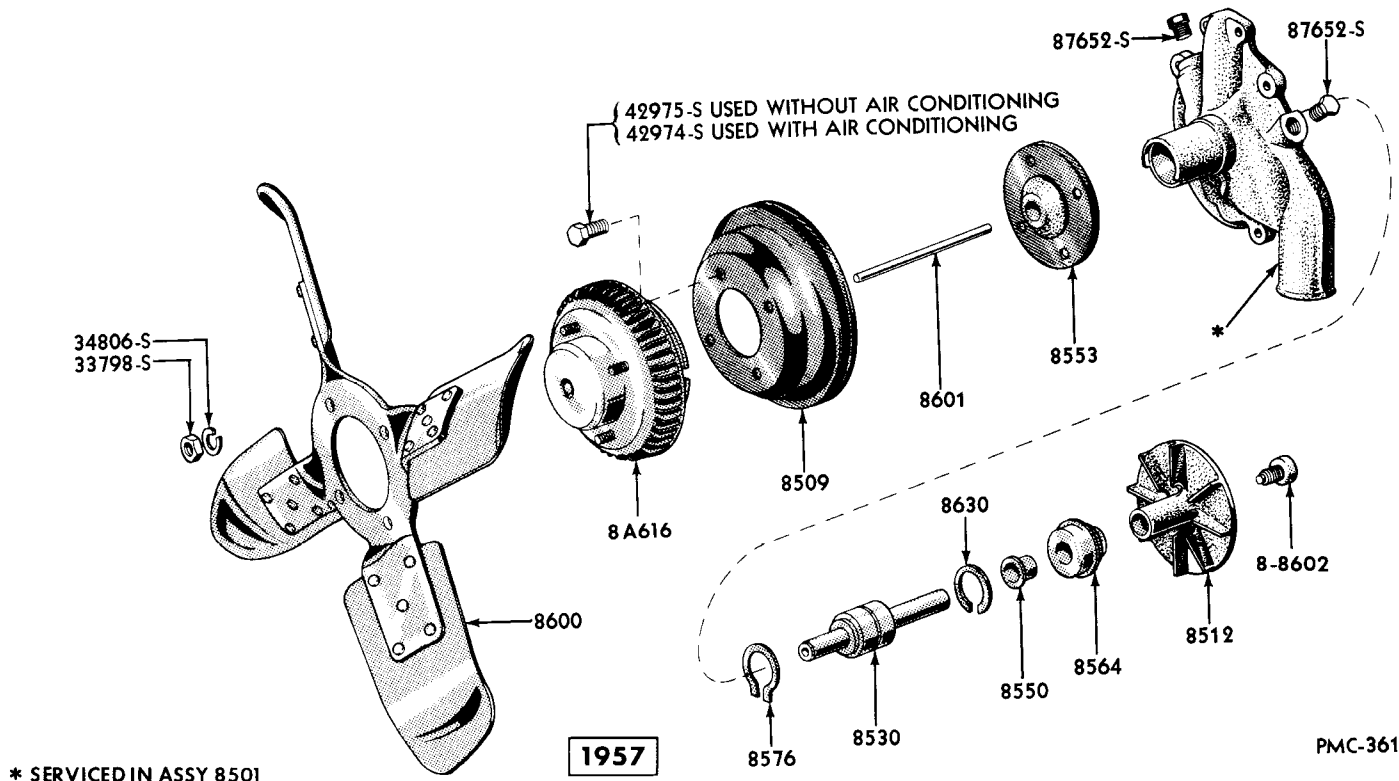


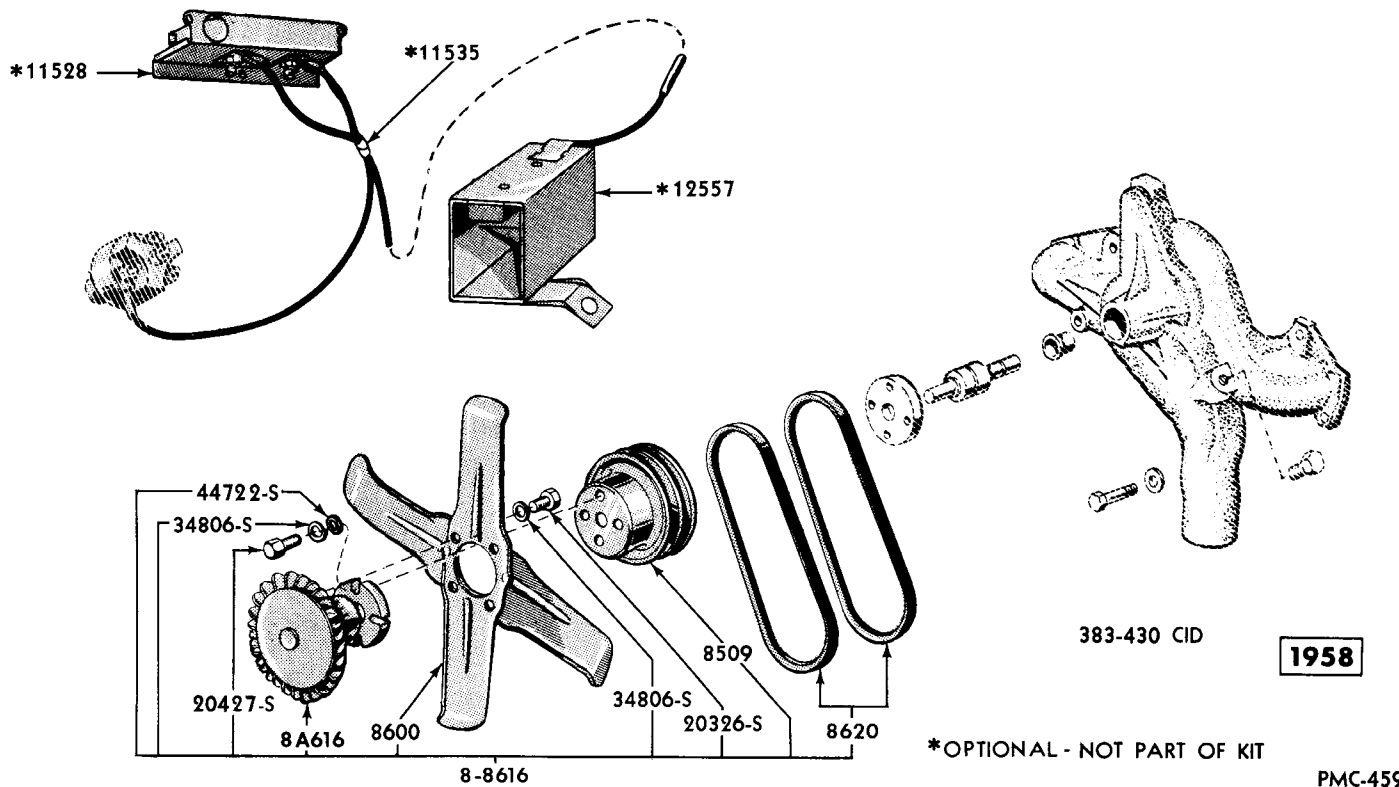
- * NOT PART OF WATER PUMP ASS'Y 8501
- ** NS—SERVICED IN KIT 8591 ONLY
- NS—SERVICED IN ASS'Y 8501 ONLY

383 - 430 C.I.D.

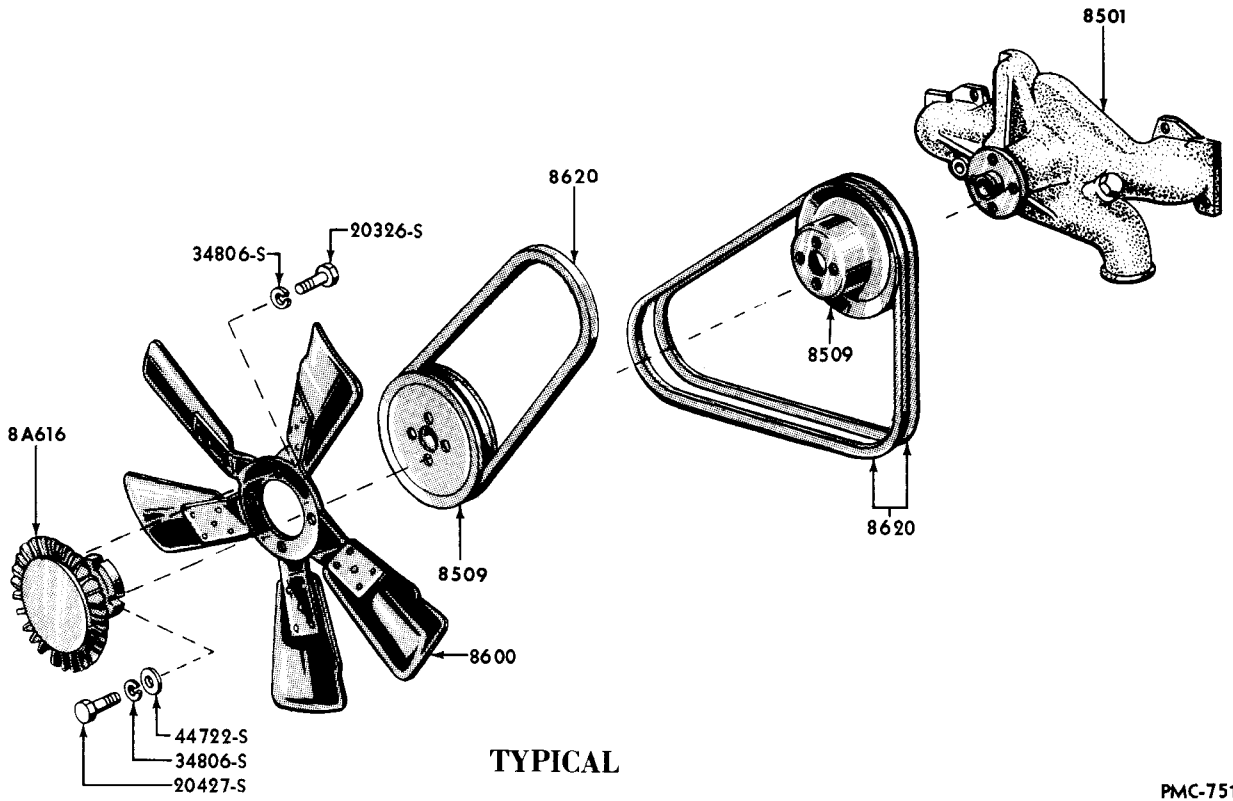
PMC-423

WATER PUMP





POWER BOOSTER FAN

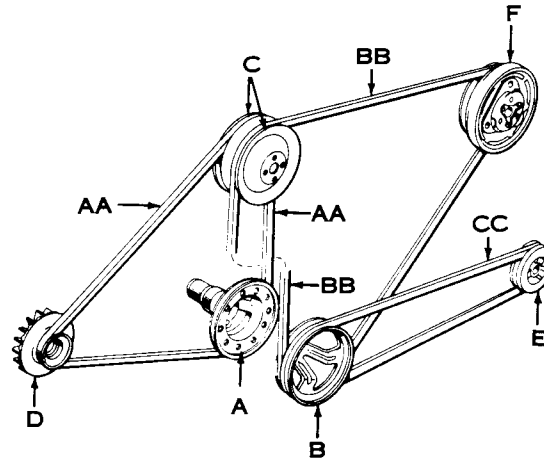


TYPICAL

PMC-751

POWER BOOSTER FAN

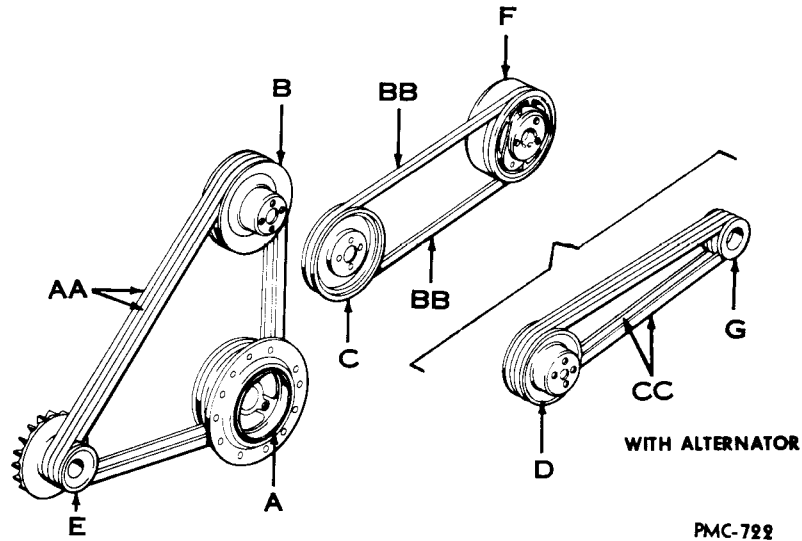
BELT & PULLEY CHART 1958 - 312 C.I.D. ENGINE



PMC-721

PART NUMBER	DESCRIPTION	NO. REQ'D.
A.		
DAMPER (CRANKSHAFT VIBRATION)		
B7A 6316-A	6.60" pulley O.D. - one sheave - ⊕ECG-6316-D	1
B.		
PULLEY (A/COND. AND/OR POWER STEERING-CRANKSHAFT)		
B8A 6312-A	6.60" O.D. - one sheave - Power Steering less A/cond. - attached to Damper - ⊕EDB-66319-A	1
B8A 6312-D	6.60" O.D. - two sheave - A/cond. , Power Steering with A/cond. attached to Damper - ⊕EDB-22919-A	1
B5A 6312-E	6.60" O.D. - one sheave - Power Steering less A/cond. - used with service installed Power Steering with Rotor type pump - attached to Damper - ⊕ECG-66319-A	1
C.		
PULLEY (WATER PUMP)		
B7A 8509-C	6.33" O.D. - one sheave - standard cooling less A/cond. - ⊕ECG-8509-F	1
B8A 8509-E	6.30" O.D. - two sheave - used with A/cond. - ⊕EDB-8509-A	1
D.		
PULLEY (GENERATOR)		
B7A 10130-A	3.05" pulley O.D. - one sheave - ⊕FGT-10130-A	1
E.		
PULLEY (POWER STEERING PUMP)		
B8AZ 3A733-A	4.42" O.D. - one sheave - used with production installed Power Steering - ⊕EDD-33556-A or EDC-33556-B, ⊕B8A-33556-B	1
B7MY 3A733-B	5.18" O.D. - one sheave - used with service installed Power Steering with Vane type pump - ⊕ECZ-33556-C	1
B7MY 3A733-A	3.82" O.D. - one sheave - used with service installed Power Steering with Rotor type pump - ⊕ECZ-33556-A	1
F.		
CLUTCH (COMPRESSOR-AIR CONDITIONING)		
EDB 22880-B	6.70" pulley O.D. - one sheave	1
AA.		
BELT (GENERATOR & WATER PUMP)		
B7A 8620-D	44-3/16" x 3/8" wide - used without A/cond. - ⊕ECZ-8620-B	1
ECZ 8620-C	44-9/16" x 15/32" wide - used with A/cond.	1
BB.		
BELT (AIR CONDITIONING COMPRESSOR DRIVE)		
B8A 8620-E	51-5/16" x 15/32" wide - ⊕EDB-2890-C	1
CC.		
BELT (POWER STEERING PUMP DRIVE)		
B7MY 8620-A	40" x 1/2" wide-used with service installed Pwr. Strg. w/Rotor type pump - ⊕ECZ-33558-D	1
B7MY 8620-B	49-45/64" x 1/2" wide - used with service installed Power Steering with Vane type pump - ⊕ECZ-33558-E	1
COAZ 8620-A	40-5/8" x 15/32" wide-used with production installed Pwr. Strg.	1

BELT & PULLEY CHART 1958 - 383 & 430 C.I.D. ENGINES



PART NUMBER	DESCRIPTION	NO. REQ'D.
A.	DAMPER (CRANKSHAFT VIBRATION)	
B8S 6316-A	6.67" pulley O.D. - two sheave - ⓈEDG-6316-B	1
B.	PULLEY (WATER PUMP)	
☆ EDG 8509-N	7.10" O.D. - two sheave - standard	1
☆ EDG 8509-R	6.12" O.D. - two sheave - standard & extra cooling with Power Booster Fan	1
☆ EDG 8509-T	5.62" O.D. - two sheave - used with Air Conditioning	1
#PB8M 8509-A	5.62" O.D. - two sheave - used with Air Conditioning - Ⓢ5751576	1
#PB8M 8509-B	7.10" O.D. - two sheave - standard - Ⓢ5751584	1
#PB8M 8509-C	6.12" O.D. - two sheave - standard & extra cooling with Power Booster Fan - Ⓢ5751573	1
C.	PULLEY (AIR CONDITIONING DRIVE-WATER PUMP)	
☆B8MY 8509-A	6.80" O.D. - one sheave - attached to Water Pump Pulley - also used for service in place of PB8M-2884-A (Ⓢ5751423) 6.12" O.D. pulley-when used to replace 6.12" O.D. pulley, belt B9ME-8620-E must be used - also used with A/cond. vibration fix - Ⓢ5751424, ⓈB8E-2884-B	1
#B8MY 8509-B	6.80" O.D. - one sheave - attached to Water Pump Pulley - also used for service in place of B8LY-8509-B (Ⓢ5751589), ⓈPB8M-2884-B 6.12" O.D. pulley - when used to replace 6.12" O.D. pulley, belt B9ME-8620-E must be used - also used with A/cond. vibration fix - Ⓢ5751587, ⓈB8E-2884-C	1
#B8LY 8509-B	Single sheave - painted black - used with A/cond. and 5751567 water pump - Ⓢ5751589, ⓈPB8M-2884-B	1
#B9SZ 8509-A	6.83 O.D. pilot hole diameter 1-004" - ⓈB9ME-2884-A	1

With 1" pilot hole - use with PB8M-88502-A (Ⓢ5751567), B8S-8501-B (ⓈB9EM-88502-A) or B9ME-8587-B Pumps

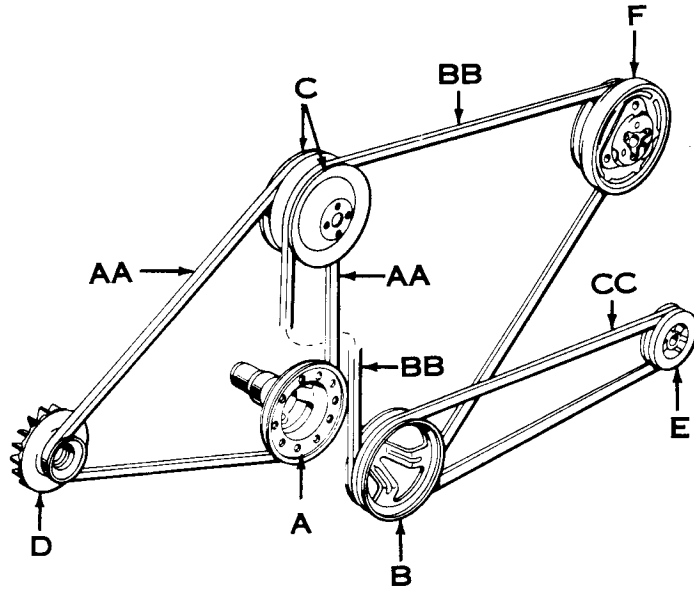
☆ With 5/8" pilot hole - use with EDG-88502-B Pump

CONTINUED ON NEXT PAGE

BELT & PULLEY CHART 1958 - 383 & 430 C.I.D. ENGINES - CONTINUED

PART NUMBER	DESCRIPTION	NO. REQ'D.
D.		
EDG 8509-R	PULLEY (ALTERNATOR DRIVE-WATER PUMP) 6.12" O.D. - two sheave - attached to Water Pump Pulley	1
E.		
FGV 10130-A	PULLEY (GENERATOR) 3.02" pulley O.D. - two sheave - used with 35 & 40 amp. generator	1
B8MF 10130-A	3.02" pulley O.D. - two sheave - used with 50 amp. generator	1
F.		
EDG 22880-A	CLUTCH (COMPRESSOR-AIR CONDITIONING) 6.70" pulley O.D. - one sheave	1
G.		
PB8M 10130-A	PULLEY (ALTERNATOR) 3.00" O.D. - two sheave - @2701842	1
AA.		
COAZ 8620-D	BELT (GENERATOR & WATER PUMP) Kit - consists of (2) matched EDJ-8620-A belts - 42-1/2" x 3/8" wide used with 30 & 35 amp. generator with power booster fan - standard @EDG-88621-A	1
EDG 8620-D	Kit - consists of (2) matched EDG-8620-B belts - 42" x 3/8" wide used with A/cond. less H/D generator	1
B9S 8620-A	Kit - consists of (2) matched EDG-8620-A belts - 43-3/4" x 3/8" wide - used with standard cooling with 30, 35 and 40 amp. generator less power booster fan, alternator and air conditioner - @EDG-8620-A	1
EDJ 8620-C	Kit - consists of (2) matched EDJ-8620-C belts - 43" x 3/8" wide used with H/D generator & power booster fan - less A/cond.	1
B8MY 8620-A	Kit - consists of (2) matched 5751467 belts - 45-5/16" x 3/8" wide used with 30 amp. low cut-in, 50 & 60 amp.generator only - @5751467	1
BB.		
B9ME 8620-E	BELT (AIR CONDITIONING COMPRESSOR DRIVE) 44" x 3/8" wide - use with 6.80" O.D. Pulley, A/cond. Drive - Water Pump - also used with A/cond. vibration fix	1
B8A 8620-F	43-5/16" x 15/32" wide - use with 6.12" O.D. Pulley, A/cond. Drive Water Pump Pulley - @EDG-22906-A	1
CC.		
EDJ 8620-C	BELT (ALTERNATOR DRIVE) Kit - consists of (2) matched EDJ-8620-C belts - 43" x 3/8" wide	1

BELT & PULLEY CHART 1959 - 312 C.I.D. ENGINE



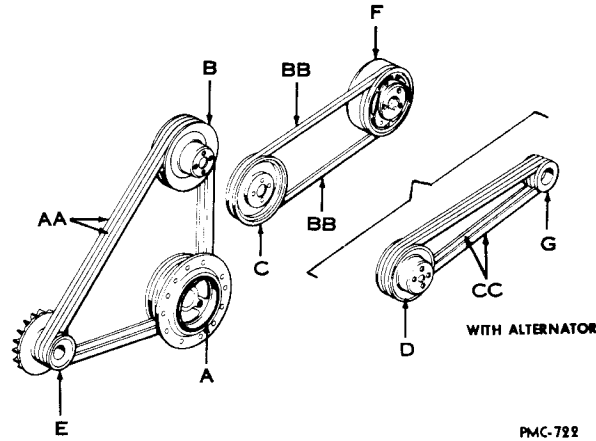
PMC-721

PART NUMBER	DESCRIPTION	NO. REQ'D.
A.		
DAMPER (CRANKSHAFT VIBRATION)		
B7A 6316-A	6.60" pulley O.D. - one sheave - ⓈECG-6316-D	1
B.		
PULLEY (A/COND. AND/OR POWER STEERING - CRANKSHAFT)		
B8A 6312-A	6.60" O.D. - one sheave - power steering less air conditioning attached to damper - ⓈEDB-66319-A	1
B8A 6312-D	6.60" O.D. - two sheave - air conditioning, power steering with air conditioning - also used with 50, 60 amp. alternator - attached to damper - ⓈEDB-22919-A	1
C.		
PULLEY (WATER PUMP)		
B7A 8509-C	6.80" O.D. - one sheave - standard cooling less air conditioning and/or 50, 60 amp. alternator - ⓈECG-8509-F	1
B8A 8509-E	6.30" O.D. - two sheave - used with air conditioning - also used with 50, 60 amp. alternator - ⓈEDB-8509-A	1
B9ME 8509-B	6-5/16" largest O.D. - three sheave - use with heavy duty hang-on air conditioning with power booster fan	1
CONTINUED ON NEXT PAGE		

BELT & PULLEY CHART 1959 - 312 C.I.D. ENGINE - CONTINUED

PART NUMBER	DESCRIPTION	NO. REQ'D.
D. PULLEY (GENERATOR)		
B7A 10130-A	3.05" pulley O.D. - one sheave - automatic transmission - ⊕FGT-10130-A	1
FGV 10130-A	3.02" pulley O.D. - two sheave - standard transmission	1
B8MF 10130-A	3.02" pulley O.D. - two sheave - use with 50 amp. heavy duty generator	1
B9MF 10130-A	3.02" pulley O.D. - two sheave - use with hang-on air conditioning	1
B9AF 10344-A	3.00" pulley O.D. - two sheave - use with alternator	1
COMF 10344-A	3.00" pulley O.D. - two sheave - use with 60 amp. alternator	1
E. PULLEY (POWER STEERING PUMP)		
B9MY 3A733-A	4.08" O.D. - one sheave - ⊕B9ME-33556-A	1
F. CLUTCH (COMPRESSOR - AIR CONDITIONING)		
EDB 22880-B	6.70" pulley O.D. - one sheave	1
AA. BELT (GENERATOR & WATER PUMP)		
B7A 8620-D	44-3/16" x 3/8" wide - used without air conditioning - ⊕ECZ-8620-B	1
ECZ 8620-C	44-9/16" x 15/32" wide - used with air conditioning	1
B8A 8620-G	(2) matched belts - 42-3/4" x 3/8" wide - use with heavy duty hang-on air conditioning with power booster fan - ⊕5751168	1
B9ME 8620-H	(2) matched belts - 45-5/8" x 3/8" wide - use with 50, 60 amp. alternators - drive water pump, alternator and idler pulleys	1
BB. BELT (AIR CONDITIONING COMPRESSOR DRIVE)		
B8A 8620-K	51-5/16" x 15/32" wide - ⊕EDB-2890-C	1
CC. BELT (POWER STEERING PUMP DRIVE)		
B9ME 8620-A	40" x 15/32" wide	1

BELT & PULLEY CHART 1959 - 383 & 430 C.I.D. ENGINES



PART NUMBER	DESCRIPTION	NO. REQ'D.
A.		
B8S 6316-A	DAMPER (CRANKSHAFT VIBRATION) 6.67" pulley O.D. - two sheave - ⊕EDG-6316-B	1
B.		
PB8M 8509-B	PULLEY (WATER PUMP) 7.10" O.D. - two sheave - std. cooling less a/cond. - ⊕5751584	1
B9ME 8509-A	5.32" O.D. - two sheave - used with air conditioning	1
PB8M 8509-C	6.12" O.D. - two sheave - used with alternator - ⊕5751573	1
C.		
B9ME 2884-B	PULLEY (AIR CONDITIONING DRIVE-WATER PUMP) 6.83" O.D. - one sheave - attached to water pump pulley	1
D.		
EDG 8509-T	PULLEY (ALTERNATOR DRIVE-WATER PUMP) 5.62" O.D. - two sheave - attached to water pump pulley	1
E.		
FGV 10130-A	PULLEY (GENERATOR) 3.02" O.D. - two sheave - used with 35 and 40 amp. generator	1
B8MF 10130-A	3.02" O.D. - two sheave - used with 50 amp. generator	1
F.		
B9ME 22880-A	CLUTCH (COMPRESSOR - AIR CONDITIONING) 6.80" pulley O.D. - one sheave	1
G.		
B9MF 10344-A	PULLEY (ALTERNATOR) 3.00" pulley O.D. - two sheave	1
AA.		
B9S 8620-A	BELT (GENERATOR & WATER PUMP) Kit - consists of (2) matched EDG-8620-A belts - 43-3/4" x 3/8" wide - w/std. cooling less H/D generator - alternator power booster fan & a/cond. ⊕EDG-8620-A	1
COLE 8620-A	Kit - consists of (2) matched belts - 41-43/64" x 3/8" wide - used with air conditioning - less heavy duty generator	1
B8MY 8620-A	Kit - consists of (2) matched 5751467 belts - 45-5/16" x 3/8" wide - used with 30 amp. low cut-in - 50 and 60 amp. generator only - less air conditioning - ⊕5751467	1
B8LY 8620-B	Kit - consists of (2) matched 5752164 belts - 42-1/8" x 3/8" wide - used with alternator - ⊕5752164	1
EDG 8620-D	Kit - consists of (2) matched EDG-8620-D belts - 42-1/32" x 3/8" wide - used with 30 amp. low cut-in - 50 & 60 amp. generator & a/cond.	1
BB.		
B9ME 8620-G	BELT (AIR CONDITIONING COMPRESSOR DRIVE) 45" x 1/2" wide	1
CC.		
EDG 8620-E	BELT (ALTERNATOR DRIVE) Kit - consists of (2) EDG-8620-E belts - 42-3/8" x 3/8" wide	1

Radiator And Grille

GROUP AND PART NUMBER	DESCRIPTION, SIZE, ETC.	NO. REQ'D	MODEL OR ENGINE CUBIC INCH DISPLACEMENT	YEAR 19__
8005 RADIATOR				
MC 8005-S	Extra cooling and air conditioning (a)	1	312	56
MC 8005-T	Standard cooling (a)	1	312	56
MG 8005-D	Standard cooling (a)	1	312	57
MG 8005-E	Extra cooling and air conditioning (a)	1	312	57
MK 8005-L	Standard cooling - code "green" (a)	1	312	58
B9MM 8005-AS	Coded "white" - all transmissions - (plug oil holes for standard usage)	1	312	59
B9MM 8005-AD	Coded "yellow" - all transmissions - standard cooling on 383 and 430 C.I.D. engines or extra cooling on 312 C.I.D. engine	1	312, 383, 430	59
MJ 8005-C	Standard cooling (a)	1	368	57
MJ 8005-D	Extra cooling and air conditioning (a)	1	368	57
MK 8005-B	Standard cooling - identification "orange" on top of inlet and on bottom of outlet (b)	1	383, 430	58
MK 8005-C	Extra cooling and/or air conditioning - identification "blue" on top of inlet and on bottom of outlet (c)	1	383, 430	58
B9MM 8005-AC	Coded "green" - air conditioning - extra cooling	1	383, 430	59
8A 8115	Cock assy. - radiator drain	1	a, b, c	
20327-S8	Bolt-hex. hd. -5/16"-24 x 5/8"-radiator to front fender and radiator support	4	a	
34941-S7	Lockwasher-external tooth-5/16"	4	a	
357261-S2	Nut and retainer assy. -5/16"-24	4	a	
8A012-3 STRUT (FRAME TO RADIATOR SUPPORT)				
B9MM 8A012-B	R.H.	1	312, 383, 430	59
B9MM 8A013-B	L.H.	1	312, 383, 430	59
8A027 BAR (RADIATOR SUPPORT CROSS)				
B9MB 8A027-B	☆Model 76 only	2	312☆, 383☆, 430☆	59
8A030 PAD (FRONT FENDER APRON & RADIATOR SUPPORT)				
B9MM 8A030-A	☆Model 76 only - refer to basic number 16186 for all other model requirements	AR	312☆, 383☆, 430☆	59
8A031 ANTI-RATTLER (RADIATOR SUPPORT CROSS BAR)				
B9MB 8A031-B	NS-☆model 76 only - improvise locally - rubber tubing 1/2" I.D. x 3/32" thick x 9" long	1	312☆, 383☆, 430☆	59
8A045 SPACER (RADIATOR)				
B9MM 8A045-A	"L" shaped - 25.32" x 18.58" x 2.92" wide	2	312	59
8081 HOSE (RADIATOR DRAIN)				
MG 8081-A	Pet cock drain - 3/8" I.D. x 9/16" O.D. x 8" long	1	312, 368, 383, 430	56/58
8A095 SHIELD (RADIATOR SPLASH)				
BV 8209-A	Also used with air conditioning by adding (1) 7/16" hole (a)	1	All	56
B7MY 8A095-A	⊕BAE-8208-B	1	All	57
BAF 8209-B	R.H.	1	All	58
BAF 12861-A	L.H.	1	All	58
CONTINUED ON NEXT PAGE				

Radiator And Grille

GROUP AND PART NUMBER	DESCRIPTION, SIZE, ETC.	NO. REQ'D	MODEL OR ENGINE CUBIC INCH DISPLACEMENT	YEAR 19__
8A095 SHIELD (RADIATOR SPLASH) CONTINUED				
B9MY 8A095-A	Lower - @1013141, EPB9M-8208-A	1	All	59
B9MB 8209-A		1	All	59
353714-S2	Screw and washer assy. hex-hd. - 5/16"-24 x 1-9/16" (4) Shield thru fender to apron and deflector assy. (6) Shield to apron and deflector assy.	10	a	
8100 CAP (RADIATOR)				
LA 8100-A	Vented	1	312, 368, 383, 430	56/59
8104-5 DEFLECTOR (RADIATOR AIR SIDE WITH WEATHERSTRIP)				
	See basic part number 8A211			
8-8109 SUPPORT (RADIATOR GRILLE OPENING ORNAMENT)				
BAE 88109-B		1	All	57
8115 DRAIN COCK				
9N 8115-B	Radiator drain	2	312	56
8A 8115	Cylinder block drain - 1/4" - also used as radiator drain cock	1	312, 368, 383, 430	56/59
8-8114-5 COVER (RADIATOR GRILLE OPENING)				
BAE 88114-A	R. H. - used to cover parking lite opening when equipped with quadra lites	1	All	57
BAE 88115-A	L. H. - used to cover parking lite opening when equipped with quadra lites	1	All	57
8116 SUPPORT (RADIATOR GRILLE OPENING ORNAMENT)				
BAF 8116-D		1	All	58
8125 INSULATOR (RADIATOR SUPPORT)				
MJ 8125-B		2	368	57
8A133 GRILLE (RADIATOR CENTER)				
B7MY 8A133-A	@BAE-88292-A	1	All	57
8146 SHROUD (FAN)				
MK 8146-A	Steel - shaped to conform with radiator support - 20-3/4" dia. - used with air conditioner	1	383, 430	58
B9M 8146-A	Use with air conditioning	1	383, 430	59
8-8146 CLIP (RADIATOR GRILLE OPENING PANEL UPPER MOULDING)				
BAE 88146-A		8	All	57
8150-1 GRILLE (RADIATOR)				
BAE 8150-A	R. H. - outer - use with single headlamps	1	All	57
BAE 8151-A	L. H. - outer - use with single headlamps	1	All	57
BAE 8150-B	R. H. - outer - use with quadra lites	1	All	57
BAE 8151-B	L. H. - outer - use with quadra lites	1	All	57
BAF 8150-C	R. H.	1	All	58
BAF 8151-C	L. H.	1	All	58
8A153-4 BRACKET (RADIATOR OUTER GRILLE MOUNTING) OUTER				
B8MY 8A153-A	R. H. - @BAF-88422-C	1	All	58
B8MY 8A154-A	L. H. - @BAF-88423-C	1	All	58
8170 ORNAMENT (RADIATOR GRILLE OPENING)				
BAE 8170-B	Big - "M"	1	All	57
BAF 8170-A	Big - "M"	1	All	58

Radiator And Grille

GROUP AND PART NUMBER	DESCRIPTION, SIZE, ETC.	NO. REQ'D	MODEL OR ENGINE CUBIC INCH DISPLACEMENT	YEAR 19__
8190-1 PANEL (RADIATOR GRILLE OPENING)				
BAE 8190-B		1	All	57
BAF 8190-B	R. H.	1	All	58
BAF 8191-B	L. H.	1	All	58
8200-1 GRILLE (RADIATOR)				
PB9M 8200-A	R. H. - ⊕1015830	1	All	59
B9MB 8201-A	L. H.	1	All	59
8208-9 SHIELD (RADIATOR SPLASH)				
See basic part number 8A095				
8-8209 SUPPORT (RADIATOR SPLASH SHIELD)				
BAF 88209-A		2	All	58
8A211 DEFLECTOR (RADIATOR AIR SIDE WITH WEATHERSTRIP)				
B6MB 8A211-A	R. H. - assembly consists of the following - (1) BU-8104-A deflector assy. air ride (1) BV-16146-A seal - splash shield	1	All	56
B5MB 8A261-A	L. H. - assembly consists of the following - (1) BV-8105-A deflector assy. air side rear (1) BV-16146-A seal - parking lamp splash shield	1	All	56
BAE 8104-A	R. H.	1	All	57
BAE 8105-A	L. H.	1	All	57
B8MY 8A211-A	R. H. - consists of (1) BAF-8310 and (1) BAF-8317-A - ⊕BAF-88104-A	1	All	58
B8MY 8A211-B	L. H. - consists of (1) BAF-8311-A and (1) BAF-8317-A - ⊕BAF-88105-A	1	All	58
PB9M 8104-A	R. H. - ⊕1013098	1	All	59
PB9M 8105-A	L. H. - ⊕1013099	1	All	59
8-8216 COVER (RADIATOR GRILLE OPENING PANEL MOULDING JOINT)				
BAE 88216-A		1	All	57
8219 SPACER (HOOD ORNAMENT)				
B5A 8219-A	Radiator grille moulding to opening panel - ⊕BN-8219-A	4	All	57
8-8221 REINFORCEMENT (RADIATOR SPLASH SHIELD AT HOOD LOCK SUPPORT BRACE)				
BU 88221-A		1	All except 76, 79	56
8255 GASKET (WATER OUTLET CONNECTION)				
B5A 8255-A	Also serviced in 6008, 6014 and 6079 kits - ⊕ECE-8255-A	1	312	56/59
EAD 8255-A	Also serviced in 6008 and 6079 kits	1	368	57
B8E 8255-A	Also serviced in 6008, 6014 and 6079 kits - ⊕ED-EDF-8255-A	1	383, 430	58/59
8260 HOSE (RADIATOR)				
MC 8260-A	Upper - 1-1/2" I. D. x 19-29/32" formed length	1	312	56
MC 8260-B	Upper - extra cooling and air conditioning	1	312	56
MC 8260-C	Upper - 1-1/2" I. D. - standard cooling	1	312	56
MG 8260-A	Upper - 1-1/2" I. D. x 10-24/32" formed length - extra cooling and air conditioning	1	312	57
MG 8260-B	Upper - 1-1/2" I. D. x 11-7/8" formed length - standard cooling	1	312	57
CONTINUED ON NEXT PAGE				

Radiator And Grille

GROUP AND PART NUMBER	DESCRIPTION, SIZE, ETC.	NO. REQ'D	MODEL OR ENGINE CUBIC INCH DISPLACEMENT	YEAR 19_____
8260 HOSE (RADIATOR) CONTINUED				
MK 8260-B	Upper - 1-3/4" I.D. x 14" formed length	1	312	58
PB9M 8260-B	Upper - ⊕4848073	1	312	59
MJ 8260-A	Upper - 1-3/4" I.D. x 12" formed length - extra cooling and air conditioning	1	368	57
PB6L 8260-A	Upper - 1-3/4" I.D. x 11" formed length - standard cooling - ⊕4050301	1	368	57
MK 8260-A	Upper - 1-3/4" I.D. x 7-5/8" formed length	1	383, 430	58
PB9M 8260-A	Upper - ⊕4846605	1	383, 430	59
8261 BRACE (RADIATOR GRILLE OPENING PANEL)				
BAF 8261-A		1	All	58
8A261 DEFLECTOR (RADIATOR AIR SIDE WITH WEATHERSTRIP)				
	See basic part number 8A211			
8286 HOSE (RADIATOR)				
B5MY 8286-A	Lower - 2" I.D. x 11-1/4" formed length - ⊕MC-88277-A	1	312	56
B5MY 8286-B	Lower - extra cooling and air conditioning - ⊕MC-88277-B	1	312	56
B6MY 8286-A	Lower - 2" I.D. - standard cooling ⊕MC-88277-C	1	312	56
B7MY 8286-A	Lower - 2" I.D. x 12-1/2" formed length - standard radiator - MG-88277-A	1	312	57
B9A 8286-B	Lower - 2" I.D. x 13-3/4" formed length - extra cooling and air conditioning - ⊕AK-88277-C	1	312	57/58
COMM 88277-E	Lower	1	312	59
B7MY 8286-B	Lower - 2" I.D. x 12" formed length - ⊕MJ-88277-C	1	368	57
B7MY 8286-C	Lower - 2" I.D. x 12" formed length - extra cooling and air conditioning - ⊕MJ-88277-B	1	368	57
B8KY 8286-A	Lower - 2" I.D. x 6" formed length - ⊕KC-88277-A	1	383, 430	58
B9MY 8286-A	Lower - ⊕B9MM-88277-B	1	383, 430	59
8287 CLAMP (RADIATOR HOSE)				
8A 8287	Adjustable - 1-1/2" x 2-3/4" I.D. (2) upper radiator hose (2) lower radiator hose	AR	312, 368, 383, 430	56/59
8287 CLAMP (FUEL TANK FILLER)				
8A 8287		2	79	56
		2	56, 77	57/59
8-8277 HOSE (RADIATOR)				
	See basic part number 8286			
8-8295 BRACE (RADIATOR GRILLE OPENING PANEL)				
BAE 88295-A		1	All	57
8-8307 COVER (RADIATOR GRILLE OPENING PANEL LOWER MOULDING JOINT)				
BAE 88307-A		1	All	57
8-8308 BRACKET (RADIATOR SPLASH SHIELD TO FRONT BUMPER IMPACT BAR)				
BAF 88308-B		4	All	58

Radiator And Grille

GROUP AND PART NUMBER	DESCRIPTION, SIZE, ETC.	NO. REQ'D	MODEL OR ENGINE CUBIC INCH DISPLACEMENT	YEAR 19__
8A317-8 MOULDING (RADIATOR GRILLE OPENING PANEL) UPPER				
B7MY 8A317-A	R.H. - use with single headlamps - ⊕BAE-88186-C	1	All	57
B7MY 8A318-A	L.H. - use with single headlamps - ⊕BAE-88187-C	1	All	57
B7MY 8A317-B	R.H. - use with quadra lites - ⊕BAE-88186-D	1	65,75	57
B7MY 8A318-B	L.H. - use with quadra lites - ⊕BAE-88187-D	1	65,75	57
8-8368 MOULDING (RADIATOR GRILLE OPENING PANEL) LOWER				
BAE 88368-A		1	All	57/58
8422-3 BRACKET (RADIATOR GRILLE MOUNTING) OUTER				
PB9M 8422-A	R.H. - ⊕1015834	1	All	59
PB9M 8423-A	L.H. - ⊕1015835	1	All	59
8501 PUMP (WATER) LESS PULLEY				
B6A 8501-B	Service package includes (1) 8507 gasket - ⊕5750806 (b)	1	312	56/59
B7MY 8501-A	Used with power booster fan - includes (1) 8507 gasket - ⊕5750802, ⊕PB7M-88502-A	1	312	57
B5LY 8501-A	Use with a 2-1/2" long water by-pass connection - ⊕B5LE-8587-A	1	368	57
PB5L 88502-A	Includes (1) 8507 gasket - ⊕5750814	1	368	57
B9S 8501-B	1-3/16" O.D. bearing - with or without power booster fan - standard cooling less air conditioning - used with water pump pulleys and spacers having 1" pilot hole dia. - ⊕B9EM-88502-A (a)	1	383,430	58
B9SZ 8501-A	1-1/2" O.D. bearing - used with water pump pulleys and spacers having 1" pilot dia. - includes (2) B8E-8507-A (⊕EDF-88507-A) gaskets - ⊕B9ME-8587-B (a)	1	383,430	58/59
B9ME 8587-A	NS-with 1-3/16" O.D. bearing - used by production on engines without air conditioning - for service use B9SZ-8501-A	1	383,430	59
20406-S8	Bolt-5/16"-18 x 1-1/8"-water pump and timing pointer to cylinder block	2	b	
20408-S7	Bolt-3/8"-16 x 1-1/8"-water pump to cylinder head	4	a	
34807-S8	Washer-lock-3/8"	AR	a	
45562-S8	Bolt-5/16"-18 x 4"-water pump to front cover to cylinder block	2	b	
358066-S	Plug-hex. hd. -3/8" pipe thread	1	a	
8A501 SPACER (WATER PUMP - FRONT)				
B8ME 8A501-A	.075" thick - use between (2) water pump mounting gaskets under each water pump mounting leg when roller type crankshaft driven P/S pump is used in place of vane type P/S pump	2	383,430	58/59
8507 GASKET (WATER PUMP)				
B5A 8507-A	Also (1) included in B6A-8501-B service package - ⊕ECB-8507-A	1	312	56/59
EAD 8507-A		1	368	57
8507 GASKET (WATER PUMP OUTLET)				
B8E 8507-A	Also serviced in 6008 and 8591 kits - also (2) included in B9SZ-8501-A service package - ⊕EDF-88507-A	2	383,430	58/59

Radiator And Grille

GROUP AND PART NUMBER		DESCRIPTION, SIZE, ETC.	NO. REQ'D	MODEL OR ENGINE CUBIC INCH DISPLACEMENT	YEAR 19____
8508		COVER (WATER PUMP)			
B8S	8508-A	⊕5751337	(a) 1	383, 430	58/59
	359869-S8	Bolt-hex. hd. -5/16"-18 x 1/2"	6	a	
8509		PULLEY (WATER PUMP)			
B5A	8509-D	Standard cooling after 1-3-56 - restrict extra cooling requirements to models prior to 1-13-56	1	312	56
B6A	8509-A	Standard cooling prior to 1-3-56 - ⊕ECB-8509-D	1	312	56
B6A	8509-B	Air conditioning prior to 11-14-55 - ⊕ECB-8509-C	1	312	56
ECZ	8509-H	Used with air conditioner and standard fan - also used in place of ECE-8509-G - painted red on 65A and 75A models	1	312	56/57
ECZ	8509-E	Used with extra cooling	1	312	57
ECZ	8509-G	Used with standard cooling	1	312	57
ECZ	8509-L	Used with power booster fan	1	312	57
ECZ	8509-J	6-5/16" diameter - 3 belt - use with power booster fan with air conditioning	1	312	57
ECZ	8509-AA	Used with extra cooling radiator and power booster fan	1	312	57
B7A	8509-C	6-13/16" dia. - 1 belt - standard cooling less air conditioning and/or 50, 60 amp. alternator - ⊕ECG-8509-F	1	312	58/59
B8A	8509-E	6-5/16" dia. - 2 belt - used with air conditioning - also used with 50 or 60 amp. alternator - ⊕EDB-8509-A	1	312	58/59
B9ME	8509-B	6-5/16" largest O.D. - 3 belt - use with H/D hang-on air conditioning with power booster fan	1	312	59
EBJ	8509-D	Used with air conditioning and power steering 3 belt	1	368	57
ECU	8509-A	Dark green - 2 belt	1	368	57
ECU	8509-D	Used with air conditioner - 2 belt	1	368	57
B8MY	8509-A	Used with water pump PB8M-88502-A only ⊕5751424, ⊕B8E-2884-B	1	383, 430	58
EDG	8509-R	6-1/8" dia. - 5/8" pilot hole dia. - 2 belt - use with standard and extra cooling with power booster fan - used with EDG-88502-B water pump only - also used as alternator drive pulley	1	383, 430	58
B8LY	8509-B	Single sheave - painted black - used with air conditioner and 5751567 water pump - ⊕5751589, ⊕PB8M-2884-A	1	383, 430	58
B8MY	8509-B	Used only with B9ME-8620-E belt when installing B9ME-2888-A brace - ⊕5751587, ⊕B8E-2884-C	1	383, 430	58
PB8M	8509-A	5-5/8" dia. - 1" pilot hole dia. - 2 belt - used with air conditioning and power booster fan on PB8M-88502-A, B9S-8501-B or B9ME-8587-B pumps only - ⊕5751576	1	383, 430	58
EDG	8509-T	5-5/8" dia. - 5/8" pilot hole dia. ☆ 1958 - 2 belt - used with air conditioning with EDG-88502-B pulley only ☆ 1959 - 2 belt - use as alternator drive pulley	1	383☆, 430☆	58/59
B9SZ	8509-A	6.83" O. D. pilot hole diameter 1.004" ⊕B9ME-2884-A	1	383, 430	59

CONTINUED ON NEXT PAGE

Radiator And Grille

GROUP AND PART NUMBER	DESCRIPTION, SIZE, ETC.	NO. REQ'D	MODEL OR ENGINE CUBIC INCH DISPLACEMENT	YEAR 19__
8509 PULLEY (WATER PUMP) CONTINUED				
PB8M 8509-B	7-3/32" dia. - 1" pilot hole dia. - Ⓢ5751584 ☆ 1958 - 2 belt - standard cooling less air conditioning - used with PB8M-88502-A, B9S-8501-B or B9ME-8587-B pump only ☆ 1959 - 2 belt - standard cooling less air conditioning - not required with power booster fan and alternator	1	383☆, 430☆	58/59
PB8M 8509-C	6-1/8" dia. - 1" pilot hole dia. - Ⓢ5751573 ☆ 1958 - standard or extra cooling with power booster fan - use with PB8M-88502-A, B9S-8501-B or B9ME-8587-B pumps only ☆ 1959 - 2 belt - use with alternator	1	383☆, 430☆	58/59
B9ME 8509-A	5-5/16" O.D. - 2 belt - use with air conditioning with power booster fan	1	383, 430	59
8512 IMPELLER (WATER PUMP)				
ECB 8512-B	NS-serviced in 8591 kit	1	312	56/59
ECZ 8512-A	NS-used with power booster fan - serviced in 8591 kit	1	312, 368	57
EAD 8512-B		1	368	57
B9ME 8512-A	NS-used with all water pumps with 1-1/2" O. D. bearing - serviced in 8591 kit only - ⓈB9EM-8512-A	1	383, 430	58/59
EDF 8516-A	NS-used with standard cooling - less air conditioning on water pumps with 1-3/16" O. D. bearing - serviced in 8591 kit only	1	383, 430	58/59
8513 GASKET (WATER PUMP COVER)				
B8S 8513-A	Also serviced in 8591 kit - Ⓢ5752221	1	383, 430	58/59
8516 IMPELLER ASSEMBLY (WATER PUMP)				
	See basic part number 8512			
8526-7 DIVERTER (WATER INLET)				
B8E 8526-A	R. H. - Ⓢ5750520	1	383, 430	58/59
B8E 8527-A	L. H. - Ⓢ5750519	1	383, 430	58/59
8530 BEARING (WATER PUMP)				
ECE 8530-A	NS-serviced in 8591 kit	1	312	56/59
ECZ 8530-A	NS-used with power booster fan - serviced in 8591 kit	1	312, 368	57
B9S 8530-A	NS-1-1/2" O.D. - serviced in 8591 kit - ⓈB9EM-8530-A	1	383, 430	59
8546 SPACER (WATER PUMP PULLEY TO FAN)				
B6A 8546-A	Used with air conditioner - ⓈECZ-8546-A	1	312, 368	56/57
B9ME 8546-D	1.96" long - used without air conditioning	1	312	56 & 59
ECZ 8546-C	Used with air conditioner	1	312	57
ECZ 8546-E		1	312	57
ECZ 8546-D	Use with extra cooling for 1957 2-1/2" long - used with air conditioning except with power booster fan	1 1	312 312	57/58 59
ECE 8546-B		1	368	57
EDJ 8546-A	2-1/8" o/all length - 5/8" dia. pilot hole - used with EDG-88502-B pump	1	383, 430	58
B8S 8546-B	2-1/8" o/all length - 1" dia. pilot hole - used with PB8M-88502-A, B9S-8501-B or B9ME-8587-B pumps	1	383, 430	58
	CONTINUED ON NEXT PAGE			

Radiator And Grille

GROUP AND PART NUMBER	DESCRIPTION, SIZE, ETC.	NO. REQ'D	MODEL OR ENGINE CUBIC INCH DISPLACEMENT	YEAR 19__
8546 SPACER (WATER PUMP PULLEY TO FAN) CONTINUED				
B9ME 8546-C	Not used with power booster fan and is used with water pump assembly with 1" pilot only - also use with alternator	1	383, 430	58
	1.94" long - not used with power booster fan or alternator	1	383, 430	59
B9ME 8546-A	Use with alternator - used between water pump pulley and alternator drive pulley - 1.36" long	1	383, 430	59
B9ME 8546-B	Use with alternator - used between alternator drive pulley and fan blades - .59" long	1	383, 430	59
8548 TUBE (WATER BY-PASS) FRONT				
B5A 8548-A	⊕ECE-8548-A	1	312	56/59
B6Q 8548-A	⊕EBJ-8548-A	1	368	57
8549 TUBE (WATER BY-PASS) LOWER				
B2Q 8549-A	⊕EAD-88549-A	1	368	57
8550 SLINGER (WATER PUMP SHAFT)				
7HA 8550	NS-serviced in 8591 kit only	1	312, 368	56/59
B7C 8550-A	NS-serviced in 8591 kit only - ⊕ECW-8550-A	1	383, 430	58/59
8553 HUB (WATER PUMP PULLEY)				
B6A 8553-A	⊕ECG-8553-A	1	312, 368	56/57
ECZ 8553-B	Used with power booster fan	1	312	57
B9AE 8553-A	With 1.20" shoulder O.D. ☆ Use with EDG-88502-B pump only	1	312, 383☆, 430☆	58
		1	312	59
B9ME 8553-A	With 1" shoulder O.D. ☆ Use with PB8M-88502-A, B9S-8501-B and B9ME-8587-B pumps	1	383☆, 430☆	58
		1	383, 430	59
8555 TUBE (WATER BY-PASS)				
B8E 8555-A	Used in intake manifold, standard water pump and power booster fan - ⊕EDF-8555-A	2	383, 430-4V	58
		2	383, 430	59
PB8M 8555-A	Used in intake manifold - ⊕5751151	1	430-6V	58
8556 CLAMP (WATER BY-PASS HOSE)				
ECG 8556-A	NS-use 1C-18572-A for service	2	312, 368	56/59
1C 18572-A		2	312, 368	56/59
8EQ 8556	1-3/8" I.D.	2	368, 383, 430	57/59
EBU 8556-A	NS-7/8" I.D. - use 1C-18572-A for service to attach pump inlet tube and reservoir outlet crankshaft power steering	2	383, 430	58/59
8556 CLAMP (BACK WINDOW WATER BY-PASS HOSE)				
EAD 8556-B	Steel	2	65, 75	57/58
8563 GASKET (WATER BY-PASS TUBE)				
EAN 8563-B	Also serviced in 6008, 6014 and 8591 kit	1	312	56/59
EAD 8563-B		1	368	57

Radiator And Grille

GROUP AND PART NUMBER	DESCRIPTION, SIZE, ETC.	NO. REQ'D	MODEL OR ENGINE CUBIC INCH DISPLACEMENT	YEAR 19__
8564 SEAL (WATER PUMP)				
7RA 8564-B	1.62" O.D. - also serviced in 8591 kit ☆ Used on water pumps with 1-3/16" bearing O.D.	1	312, 368, 383☆, 430☆	56/59
B6C 8564-A	1.72" O.D. - used on water pumps with 1-1/2" bearing O.D. - also serviced in 8591 kit - ⊕ECW-8564-A	1	383, 430	58/59
8570 KIT (THERMOSTAT) 157° TO 162°				
MEK 8570-B	Consists of the following - (1) B4A-8575-A thermostat (1) B5A-8255-A gasket	1	312	56
8575 THERMOSTAT (WATER)				
B7A 8575-A	157° to 162° opening temperature - ⊕EBU-8575-C or E	1	312	56/59
B7A 8575-B	178° temperature opening - ⊕5752208-9 or 10	1	312	56/59
B4Q 8575-B	168° to 173° temperature opening - ⊕EAD-8575-E	1	368	57
B7Q 8575-A	157° to 162° opening temperature - ⊕EAD-8575-D	1	368	57
B8E 8575-B	157° to 162° opening temperature - ⊕EDG-8575-G, B9ME-8575-B or COME-8575-A	1	383, 430	58/59
B9S 8575-A	178° opening temperature - ⊕5752211, B9ME-8575-A or COME-8575-B	1	383, 430	58/59
B9S 8575-B	137° to 142° opening temperature - located in cylinder block - ⊕EDG-8575-D	2	383, 430	58/59
8576 SNAP RING (WATER PUMP HOUSING)				
OBA 8576-A	Also serviced in 8591 kit	1	312, 368	56/59
8578 BEARING & SLINGER (WATER PUMP)				
ECE 8578-A	NS-serviced in 8591 kit only	1	312	59
EBJ 8578-A		1	368	57
EDG 8578-B	NS-Used with EDG-88502-B water pump - with slinger - serviced in 8591 kit	1	383, 430	58
PB8M 8578-A	NS-Used with water pumps with 1-3/16" bearing O.D. - serviced in 8591 kit - ⊕5751570	1	383, 430	58/59
8590 GASKET (WATER THERMOSTAT)				
B4Q 8590-A	⊕EAD-8590-C	1	368	57
8591 KIT (WATER PUMP REPAIR)				
B5A 8591-C	Consists of the following - (1) B5A-8507-A gasket (1) B5A-8512-B impeller (1) B5A-8530-A bearing (1) 7HA-8550 slinger (1) 7RA-8564-B seal (1) OBA-8576-A lock ring (1) 8BA-8630-A lock ring	1	312	56
CONTINUED ON NEXT PAGE				

Radiator And Grille

GROUP AND PART NUMBER	DESCRIPTION, SIZE, ETC.	NO. REQ'D	MODEL OR ENGINE CUBIC INCH DISPLACEMENT	YEAR 19_____
8591 KIT (WATER PUMP REPAIR) CONTINUED				
MHK 8591-B	Use with power booster fan - Consists of the following - (1) ECB-8507-A gasket (1) ECZ-8512-A impeller (1) ECZ-8530-A bearing (1) 7HA-8550 slinger (1) EAN-8563-B gasket (1) 7RA-8564-B seal (1) OBA-8576-A lock ring ☆(1) ECZ-8601-D plunger ☆(1) ECZ-8601-E plunger ☆(1) ECZ-8601-F plunger (1) 8BA-8630-A lock ring (1) ECZ-88602-A thermostat ☆ Selective fit parts - only one used	1	312	57
MHK 8591-C	Consists of the following - (1) EAD-8507-A gasket (1) EAD-8512-B impeller (1) EBJ-8530-A bearing (1) 7HA-8550 slinger (1) EAD-8563-B gasket (1) 7RA-8564-B seal (1) OBA-8576-A lock ring (1) 8BA-8630-A lock ring	1	368	57
MHK 8591-A	☆ 1957-58 - use without power booster fan Consists of the following - (1) B5A-8507-A gasket (1) ECB-8512-B impeller (1) EAN-8563-B gasket (1) 7RA-8564-B seal (1) OBA-8576-A lock ring (1) ECE-8578-A bearing assy. (1) 8BA-8630-A lock ring	1	312☆	57/59
B8MY 8591-A	For pumps with pulleys and spacers with 5/8" diameter pilot hole - consists of the following - (1) COME-8512-A impeller (1) 7RA-8564-B seal (1) EDG-8578-B bearing (2) EDF-88507-A gasket (1) 5752221 gasket	1	383, 430	58
B8S 8591-A	For pumps with 1-3/16" O. D. bearing and using pulley and spacers with 1" pilot hole dia. - not used on EDG-88502-B Consists of the following - (2) B8E-8507-A gasket - ⊕EDF-88507-A (1) COME-8512-A impeller (1) B8S-8513-A gasket - ⊕5752221 (1) 7RA-8564-B seal (1) PB8M-8578-A bearing - ⊕5751570 CONTINUED ON NEXT PAGE	1	383, 430	58/59

Radiator And Grille

GROUP AND PART NUMBER	DESCRIPTION, SIZE, ETC.	NO. REQ'D	MODEL OR ENGINE CUBIC INCH DISPLACEMENT	YEAR 19__
8591 KIT (WATER PUMP REPAIR) CONTINUED				
B9S 8591-A	For pumps with 1-1/2" O. D. bearing using pulley and spacers with 1" pilot hole dia. - Consists of the following - (2) B8E-8507-A gasket (1) B9S-8512-B impeller (1) B8S-8513-A gasket (1) B9S-8530-A bearing (1) B7C-8550-A slinger (1) B6C-8564-A seal	1	383, 430	58/59
8592 CONNECTION (WATER OUTLET)				
B5A 8592-A	⊕ECE-8592-A	1	312	56/59
ECV 8592-A		1	368	57
EDF 8592-A		(a) 1	383, 430	58/59
20348-S8	Bolt-hex. hd. -3/8"-16 x 5/8"	2	a	
34807-S7	Washer-lock-3/8"	2	a	
8597 CONNECTION (WATER BY-PASS)				
ECE 88558-A	NS-rubber - 3-3/16" long - cut from FDA-18472-A	1	312, 368	56/59
8EQ 8548-A	Replaces EAD-88558-A	1	368	57
B8MY 8597-A	Rubber hose - 1-1/4" O. D. x 7/8" I. D. x 2-57/64" long - ⊕EDF-88558-A	1	383, 430	58/59
8600 BLADE (FAN)				
MG 8600-C	5 blade fan - used with power booster fan (a) with extra cooling radiator and air conditioner	1	312	57
MG 8600-D	4 blade - used with power booster fan (a)	1	312	57
B9MM 8600-B	5-Blade - 18" dia. - use with power booster fan with air conditioning	1	312	59
MG 8600-F	4 blade - used as standard equipment (a)	1	312, 368	56/57
MG 8600-H	5 blade - used with extra cooling (a)	1	312, 368	56/57
MK 8600-E	Painted black - 4 blade - standard cooling - less power booster fan	1	312, 383, 430	58
B9MM 8600-E	4 blade - except power booster fan (b)	1	312, 383, 430	59
MK 8600-B	Painted red - 4 blade - with power booster fan (d)	1	383, 430	58
MK 8600-D	Painted red - 5 blade - power booster fan with air conditioning (c)	1	383, 430	58/59
20326-S7	Bolt-5/16"-18 x 5/8"-fan to power booster clutch	4	c	
33798-S8	Nut-hex. -5/16"-24-fan to clutch assy. fan	4	a	
34806-S7-8	Lockwasher-5/16"-fan to clutch assy.	4	a, b, c	
45533-S8	Bolt-hex. hd. -5/16"-24 x 3"-fan blade assy. to water pump	4	a	
371940-S	Bolt-5/16"-24 x 3-5/32"- hex. hd.	4	b, c, d	
371941-S	Bolt-5/16"-24 x 2-21/32"-hex. hd.	4	b, c, d	

Radiator And Grille

GROUP AND PART NUMBER	DESCRIPTION, SIZE, ETC.	NO. REQ'D	MODEL OR ENGINE CUBIC INCH DISPLACEMENT	YEAR 19__
8601 PLUNGER (FAN CLUTCH)				
MG 8601-A	Use with power booster fan, air conditioning and standard cooling radiator	1	312	57
ECZ 8601-D	Use for water pump with power booster fan - selective fit with ECZ-8601-E and F - yellow marking	1	312	57
ECZ 8601-E	Use for water pump with power booster fan - selective fit with ECZ-8601-D and F - red marking	1	312	57
ECZ 8601-F	Use for water pump with power booster fan - selective fit with ECZ-8601-D and E - white marking	1	312	57
8-8602 THERMOSTAT (FAN CLUTCH)				
ECZ 88602-A	Used with power booster fan	1	312	57
8A616 CLUTCH (FAN)				
B7MY 8A616-A	Used with power booster fan with air conditioner - ⊕ECZ-88600-C	1	312	57
B7MY 8A616-B	Used with power booster fan - ⊕ECZ-88600-D	1	312	57
B9MY 8A616-A	Use with power booster fan with air conditioning - ⊕B9MM-88600-A	1	312	59
B8MM 8A616-A	5/8" pilot hole dia. - used with power booster fan on EDG-88502-B pump ⊕MK-88600-A	1	383, 430	58
B9MY 8A616-B	1" pilot hole dia. - used with power fan (a) on PB8M-88502-B, B9S-8501-B and B9ME-8587-B pumps with air conditioning or extra cooling - ⊕B9MM-88600-C or D	1	383, 430	58/59
34806-S7	Lockwasher-spring-5/16"	4	a	
44722-S8	Washer-flat-5/16"	4	a	
353482-S2	Bolt-5/16"-24 x 1-1/8"-clutch to water pump	4	a	
8A617 PULLEY ASSEMBLY (FAN BELT IDLER)				
B9MY 8A617-A	Assembly includes pulley idler bracket, (2) 3.58" O.D. pulleys, (2) pulley bearings and pin - use with 50 or 60 amp. alternators	1	312	59
8620 BELT (GENERATOR, WATER PUMP & POWER STEERING PUMP PULLEY)				
B5A 8620-B	Power steering pump belt - use with extra cooling prior to 1-3-56 - use with standard cooling after 1-3-56 - 44-21/32" long - ⊕ECB-33558-A	1	312	56
B6C 8620-A	Power steering pump belt - use with air conditioning effective 11-14-55 - 44-1/2" long - ⊕ECG-33558-B ☆ Except models 76 and 79	1	312☆	56
ECB 8620-A	For models prior to 1-3-56	1	312	56
B5A 8620-A	Used for extra cooling - 43-15/16" long ⊕ECG-8620-A	1	312	56/57
COAZ 8620-A	Power steering pump pulley - 40-5/8" long x 15/32" wide - ⊕5751413	1	312	58
B5MY 8620-A	Use when equipped with A/cond. after 11-14-55 - ⊕ECG-33558-A	1	All	56
B5MY 8620-B	Use when equipped with A/cond. prior to 11-14-55 - 45" long - ⊕ECK-33558-A	1	All except 76,79	56
B7LY 8620-A	Use with 312 C.I.D. engine without A/cond. - belt 1/2" x 44-3/4" long - ⊕ECU-33558-B	1	All	57

CONTINUED ON NEXT PAGE

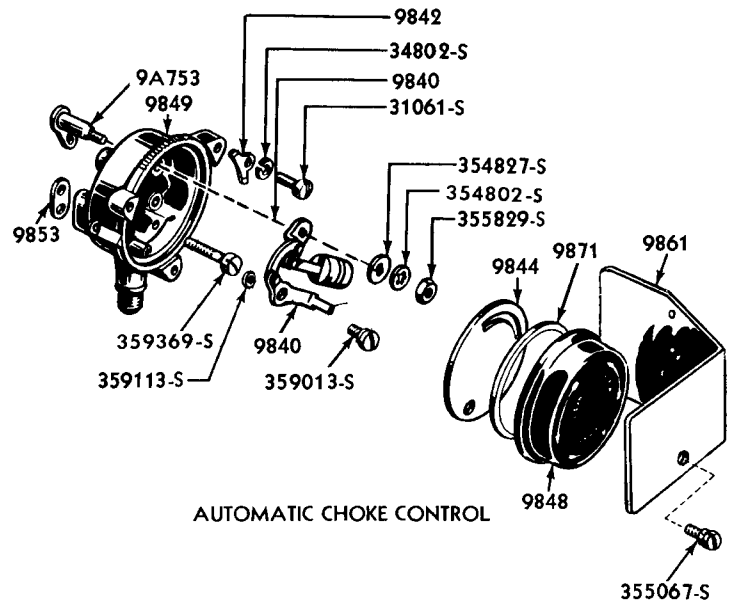
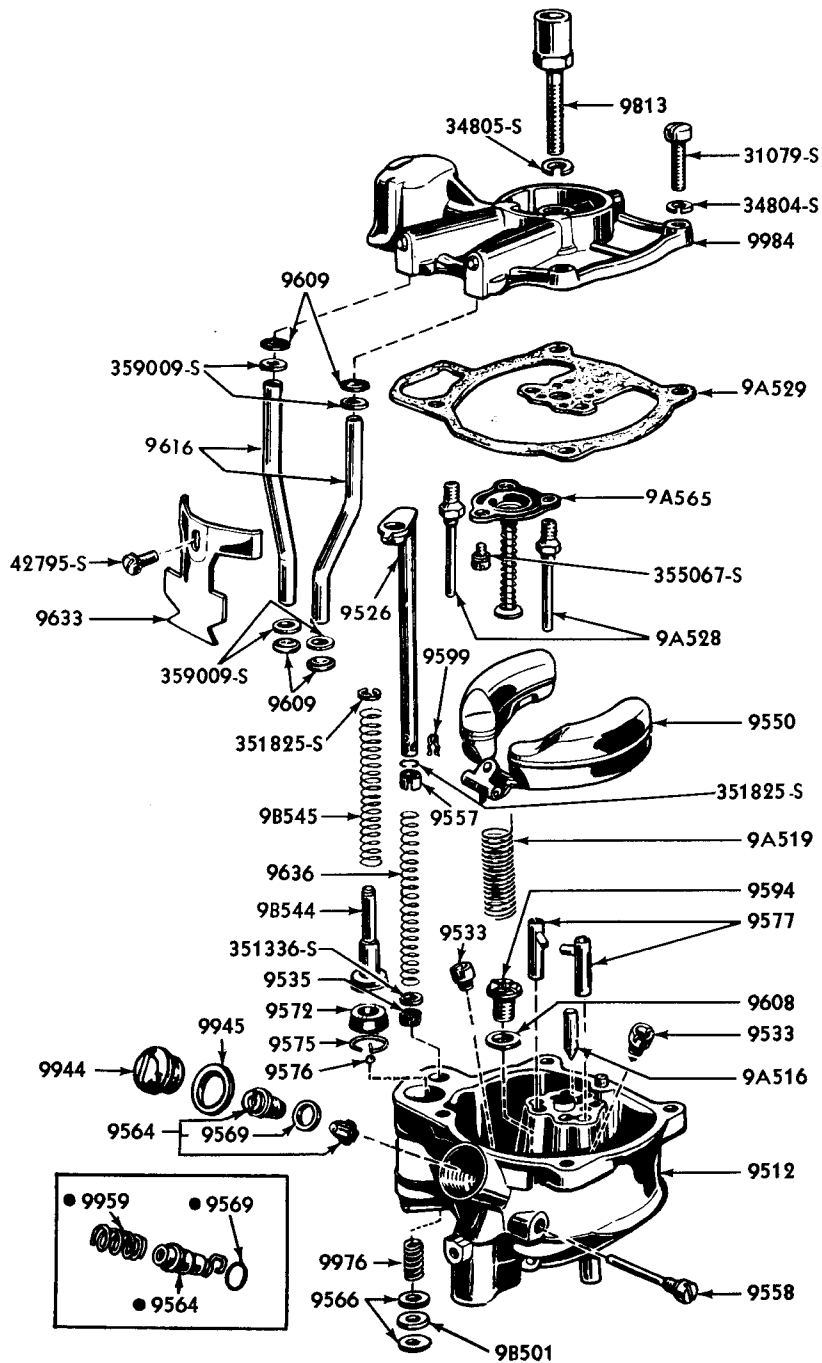
Radiator And Grille

GROUP AND PART NUMBER	DESCRIPTION, SIZE, ETC.	NO. REQ'D	MODEL OR ENGINE CUBIC INCH DISPLACEMENT	YEAR 19_____
8620	BELT (GENERATOR, WATER PUMP & POWER STEERING PUMP PULLEY) CONTINUED			
PB7M 8620-A	Used with air conditioning - 49-11/32" long - ⊕LED-ECE-8620-A	2	312	57
B7A 8620-D	Used for standard cooling - 44-3/16" x 3/8" wide - crankshaft to water pump to generator - ⊕ECZ-8620-B	1	312	57/59
ECZ 8620-C	43-9/16" x 15/32" wide - ☆ 1957 - for extra cooling ☆ 1958 - for air conditioning ☆ 1959 - for air conditioning - crankshaft to water pump to generator	1	312☆	57/59
B8A 8620-K	51-5/16" x 15/32" wide - used with air conditioning water pump to compressor to crankshaft - ⊕EDB-2890-C	1	312	58/59
B8A 8620-G	42-3/4" x 3/8" wide - used with H/D air conditioning and power booster fan - ⊕5751168	1	312	59
B9ME 8620-A	40" x 15/32" wide - used with P/S - crankshaft to P/S pulley	1	312	59
B9ME 8620-H	(2) matched belts - 45-5/8" x 3/8" wide - use with 50 or 60 amp. alternator - drive water pump , alternator and idler pulleys	1	312	59
B6T 8620-C	46-1/4" x 1/2" wide - ⊕EBJ-8620-A	2	368	57
ECU 8620-A	Generator, water pump and air conditioning compressor - 52-19/32" long x 1/2" wide	2	368	57
B8A 8620-F	43-19/64" x 15/32" wide - used with air conditioning - water pump to compressor - with 6.12" O. D. water pump pulley only - ⊕EDG-22906-A	1	383, 430	58
EDJ 8620-C	Kit - consists of (2) matched belts - 43" x 3/8" wide - use with H/D generator and power booster fan - less air conditioning	1	383, 430	58
B9ME 8620-E	44" x 3/8" wide - for air conditioning - used with 6.80" O.D. water pump pulley - used with pulley B8E-2884-C for air condition fix when installing B9ME-2888-A brace	1	383, 430	58
COAZ 8620-D	Kit - consists of (2) matched belts 42-1/2" x 3/8" wide - used with 30 and 35 amp. generator with power booster fan - standard or extra cooling less air conditioning ⊕EDG-88621-A	1	383, 430	58
EDG 8620-D	Kit - consists of (2) matched belts 42-1/32" x 3/8" wide - used with air conditioning less heavy duty generator Used with 30 amp. low cut in, 50 and 60 amp. generator and air conditioning	1	383, 430	58
B8MY 8620-A	Kit - consists of (2) matched belts 45-5/16" x 3/8" wide - used with 30 amp low cut-in - 50 and 60 amp. generator only, less air conditioning - crankshaft to water pump to generator - ⊕5751467	1	383, 430	58/59
B7MY 8620-A	Use with rotor type P/S pump - belt 1/2" x 40" long - ⊕ECZ-33558-D	1	All except 65,75,76	57
B8C 33558-B	Use with 368 C.I.D. engine only - 1/2" x 40-3/8" long - ⊕ECU-33558-D	1	65,75,76	57/58
B7MY 8620-B	1/2" x 49-3/4" long - use with vane type P/S pump - ⊕ECZ-33558-E	1	All	57/58
COAZ 8620-A	Use with production installed P/S - 1/2" x 40-5/8" long	1	All	58

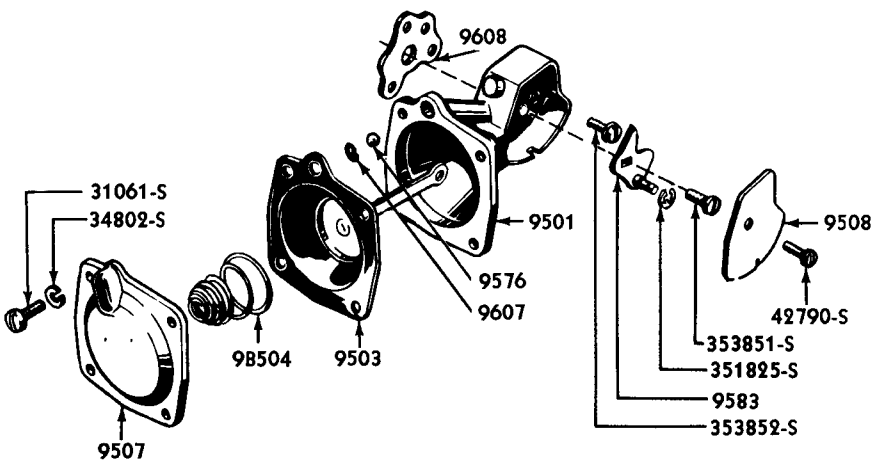
CONTINUED ON NEXT PAGE

Radiator And Grille

GROUP AND PART NUMBER	DESCRIPTION, SIZE, ETC.	NO. REQ'D	MODEL OR ENGINE CUBIC INCH DISPLACEMENT	YEAR 19__
8620 BELT (GENERATOR, WATER PUMP & POWER STEERING PUMP PULLEY) CONTINUED				
B9S 8620-A	(2) matched belts 43-3/4" x 3/8" wide - generator to crankshaft to water pump - with standard cooling with 30, 35 and 40 amp. generators, less power booster fan, alternator and air conditioning - ⊕EDG-8620-A	1	383, 430	59
EDG 8620-E	(2) matched belts - 42-3/8" x 3/8" wide - used as alternator drive belts on cars equipped with alternator	1	383, 430	59
B8LY 8620-B	(2) matched belts - 42-1/8" x 3/8" wide - used with alternator - ⊕5752164	1	383, 430	59
B9ME 8620-G	45" x 1/2" wide - used with air conditioning - water pump to compressor	1	383, 430	59
COLE 8620-A	(2) matched belts - 41-43/64" x 3/8" wide - with air conditioning less H/D generator - crankshaft to water pump to generator	1	383, 430	59
8620 BELT (COMPRESSOR)				
ECG 8620-D		2	All except 76, 79	56
B8A 8620-K	⊕EDB-2890-C - used with air conditioning	1	312	58
8630 SNAP RING (FAN)				
8BA 8630-A	Also serviced in 8591 kit - used as water pump bearing snap ring	1	312, 368	56/59
8-8634 BRACKET (RADIATOR OUTER GRILLE MOUNTING) INNER				
BAF 88634-C	R. H. and L. H.	1	All	58
8634-5 BRACKET (RADIATOR GRILLE MOUNTING) INNER				
PB9M 8634-A	R. H. - ⊕1015836	1	All	59
PB9M 8635-A	L. H. - ⊕1015837	1	All	59
8-8673 BUMPER (RADIATOR GRILLE FRAME TO SPLASH SHIELD)				
BAF 88673-A	Rubber and steel - rubber top 5/8" dia.	2	All	58
8725 CLAMP (CARBURETOR AIR CLEANER AIR DUCT)				
	See basic part number 01884			
8-8724-5 FRAME (RADIATOR GRILLE)				
BAF 88724-B	R. H.	1	All except 58C, 64B	58
BAF 88725-B	L. H.	1	All except 58C, 64B	58
8824 STABILIZER (RADIATOR AIR SIDE DEFLECTOR)				
BAE 8824-A		(a) 2	All	57
42127-S8	Screw No. 10-12 x 1/2" hex. washer hd. tap- (2) radiator grille opening to apron and deflector - front fender	4	a	

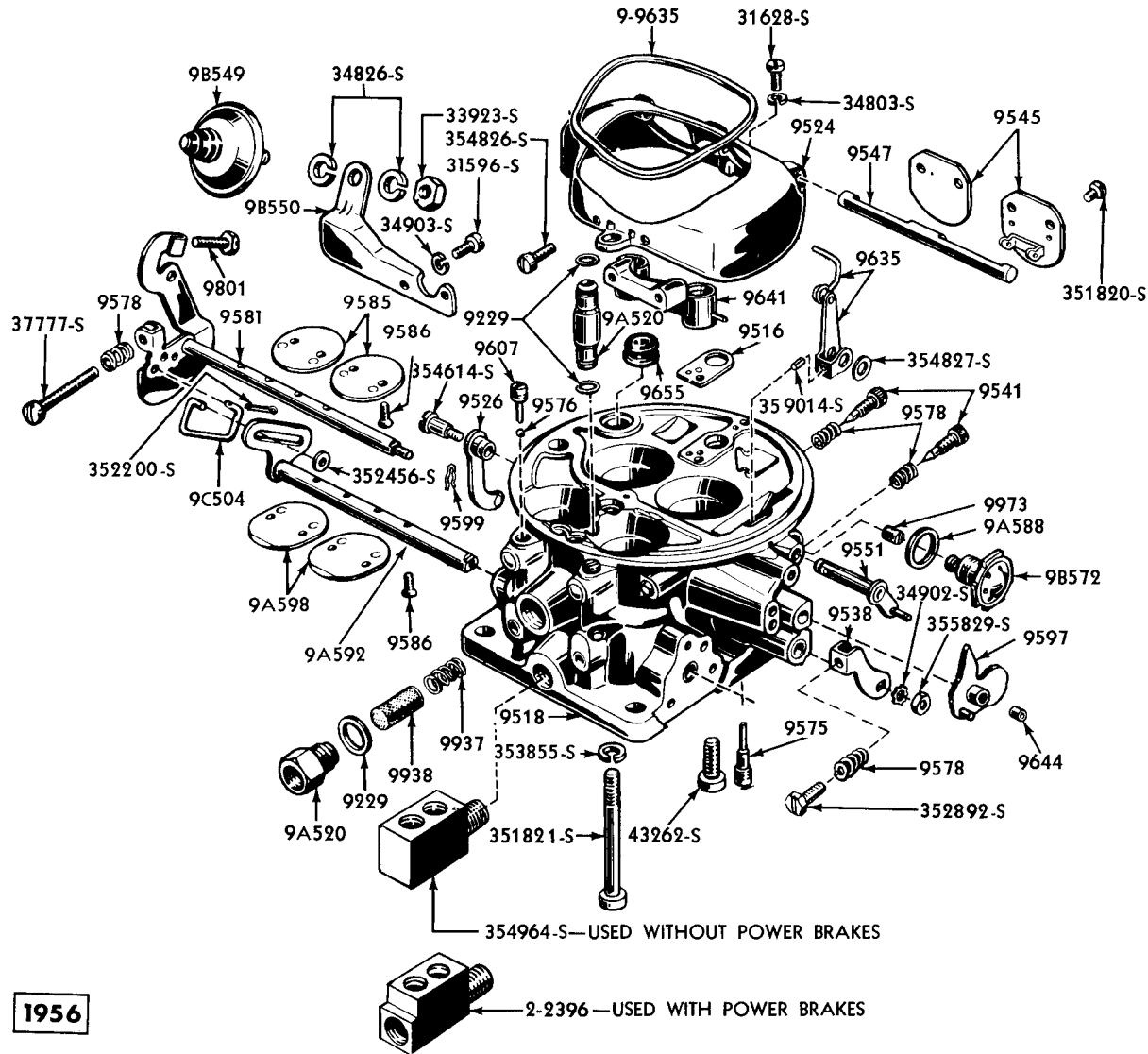


AUTOMATIC CHOKE CONTROL



SECONDARY THROTTLE VACUUM CONTROL

● USE WITH B6A-9512-F



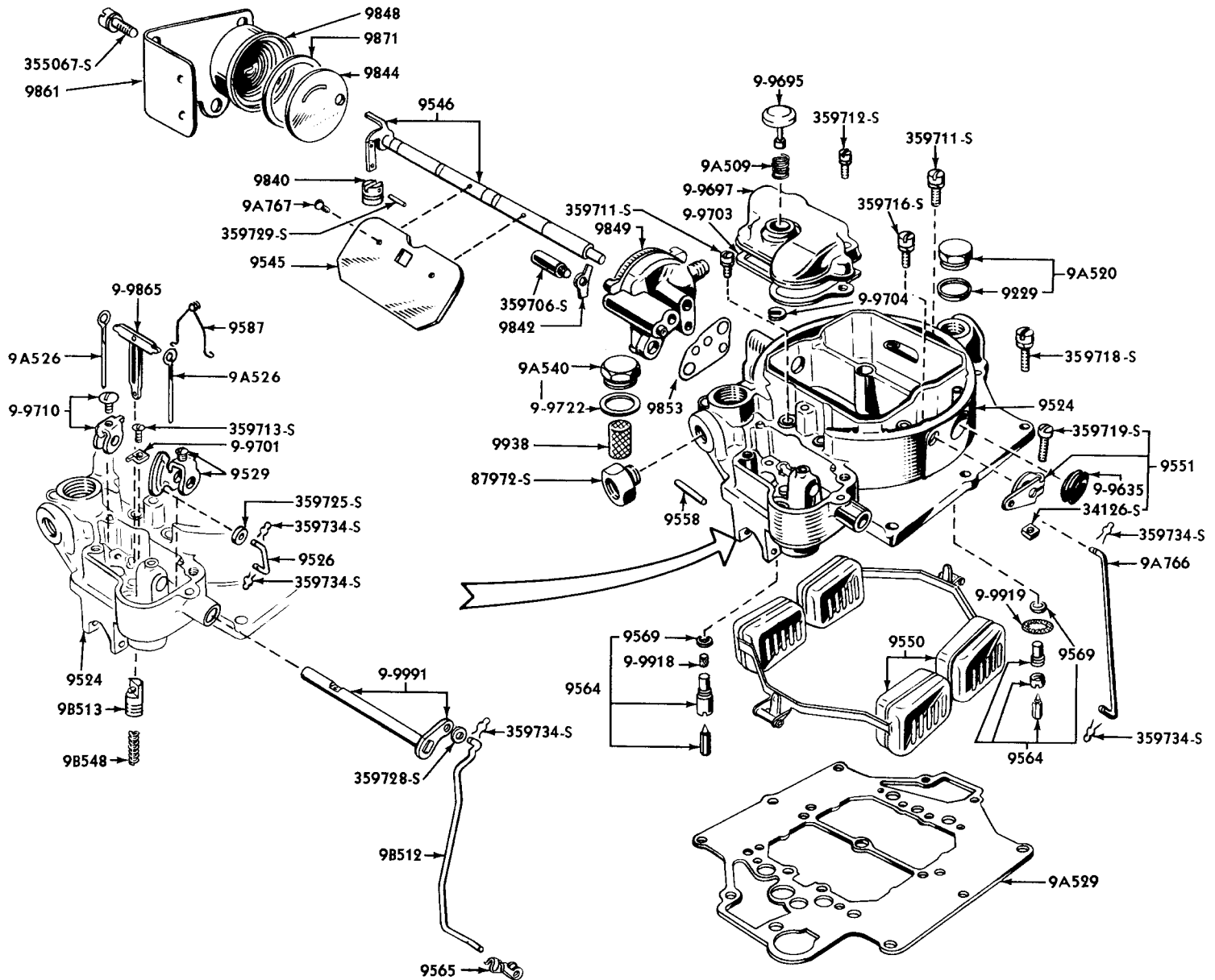
1956

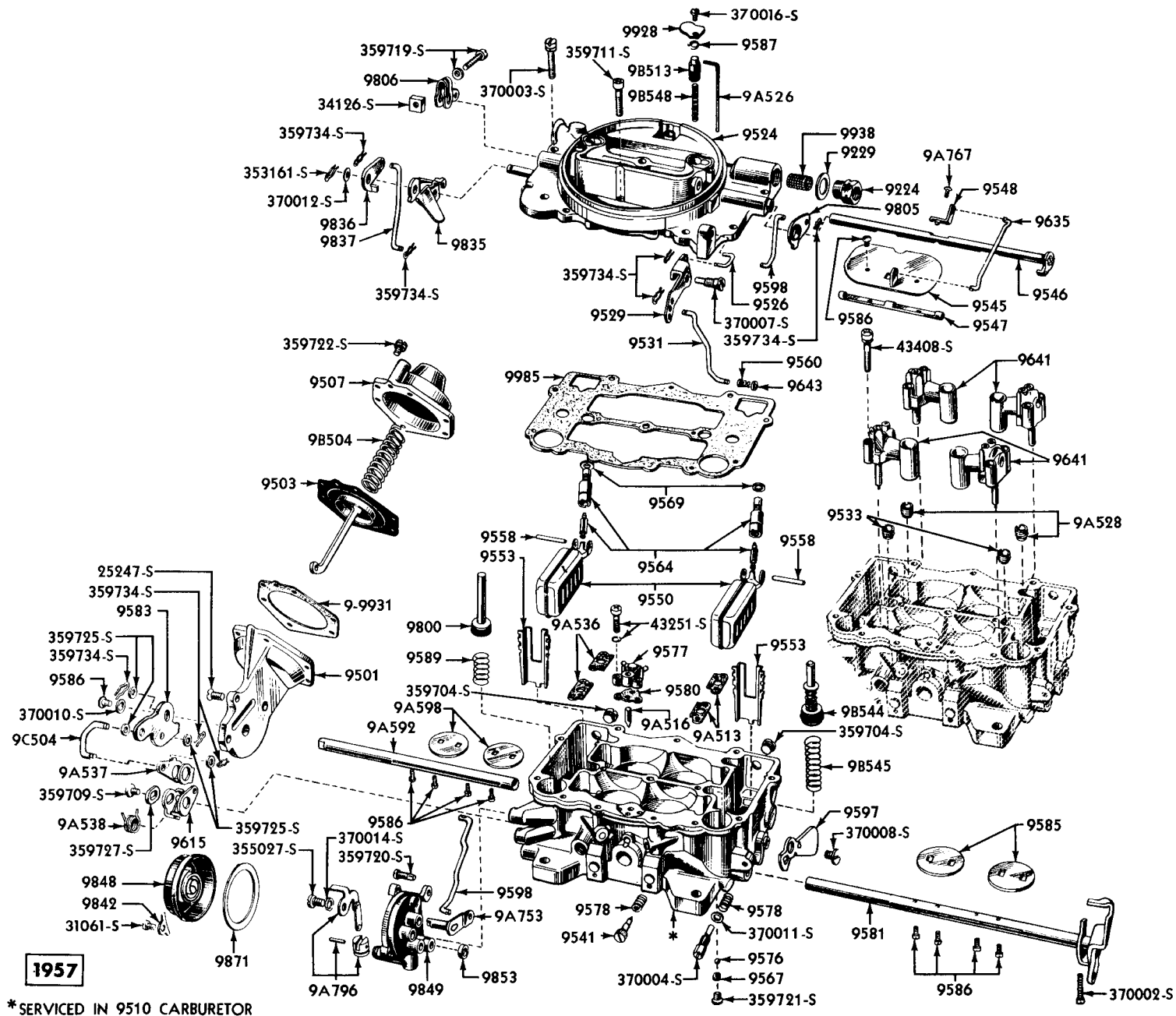
PART NO. OF CARBURETOR STAMPED ON THROTTLE BODY FLANGE

*SERVICED IN BASIC NO. 9518

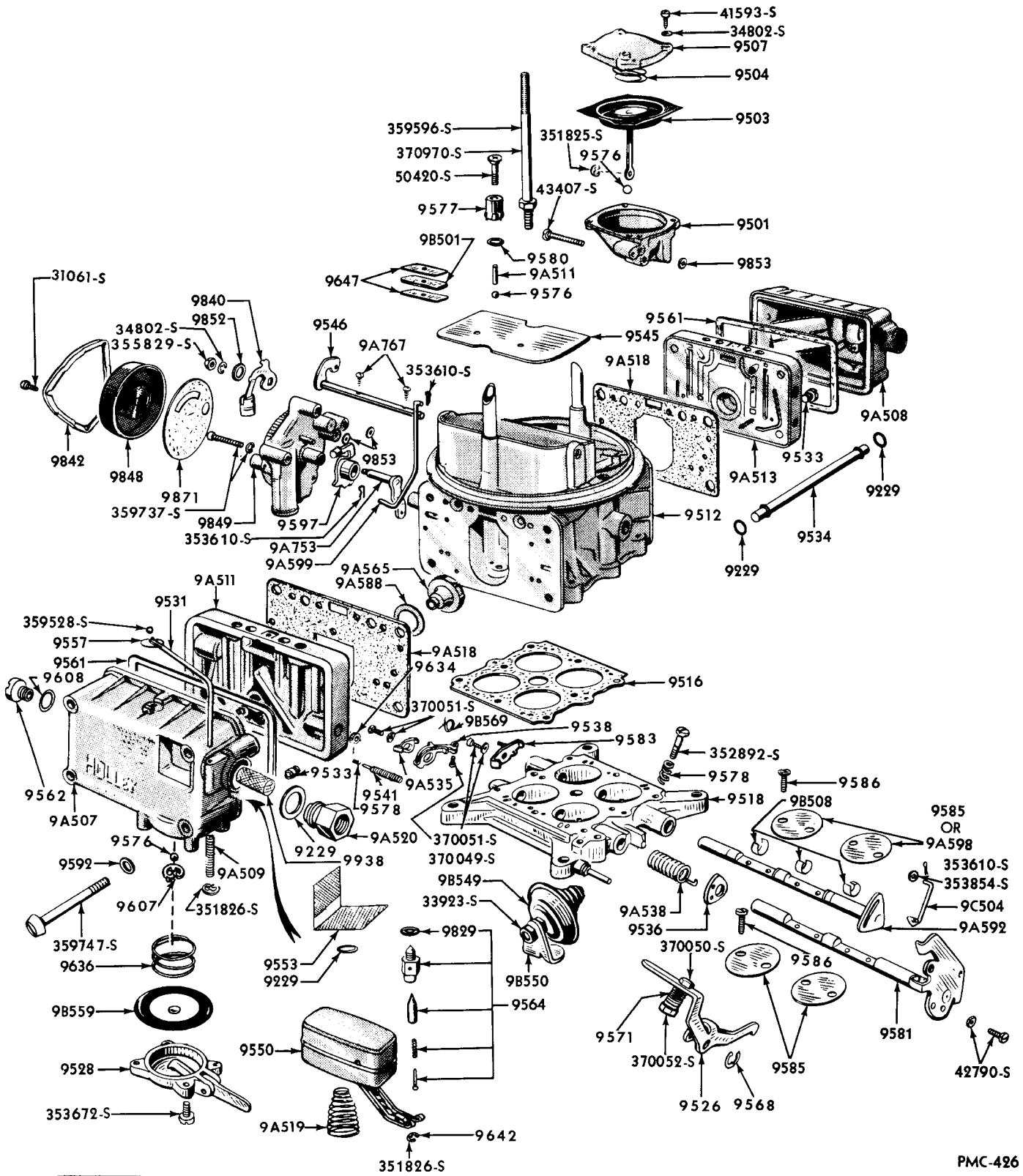
PMC-349

CARBURETOR, HOLLEY 4V - 312 C.I.D.





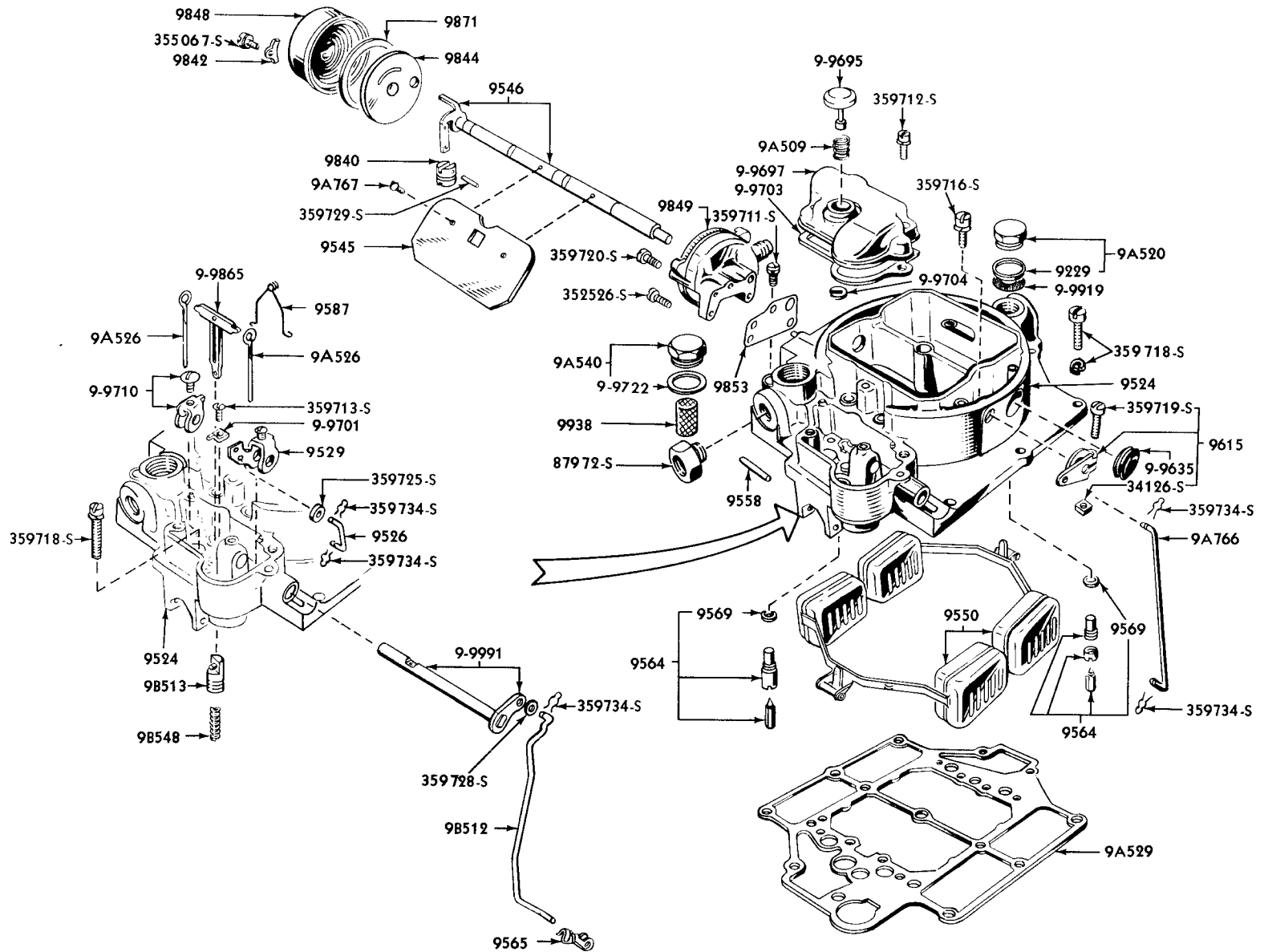
CARBURETOR, CARTER 4V - 312 C.I.D

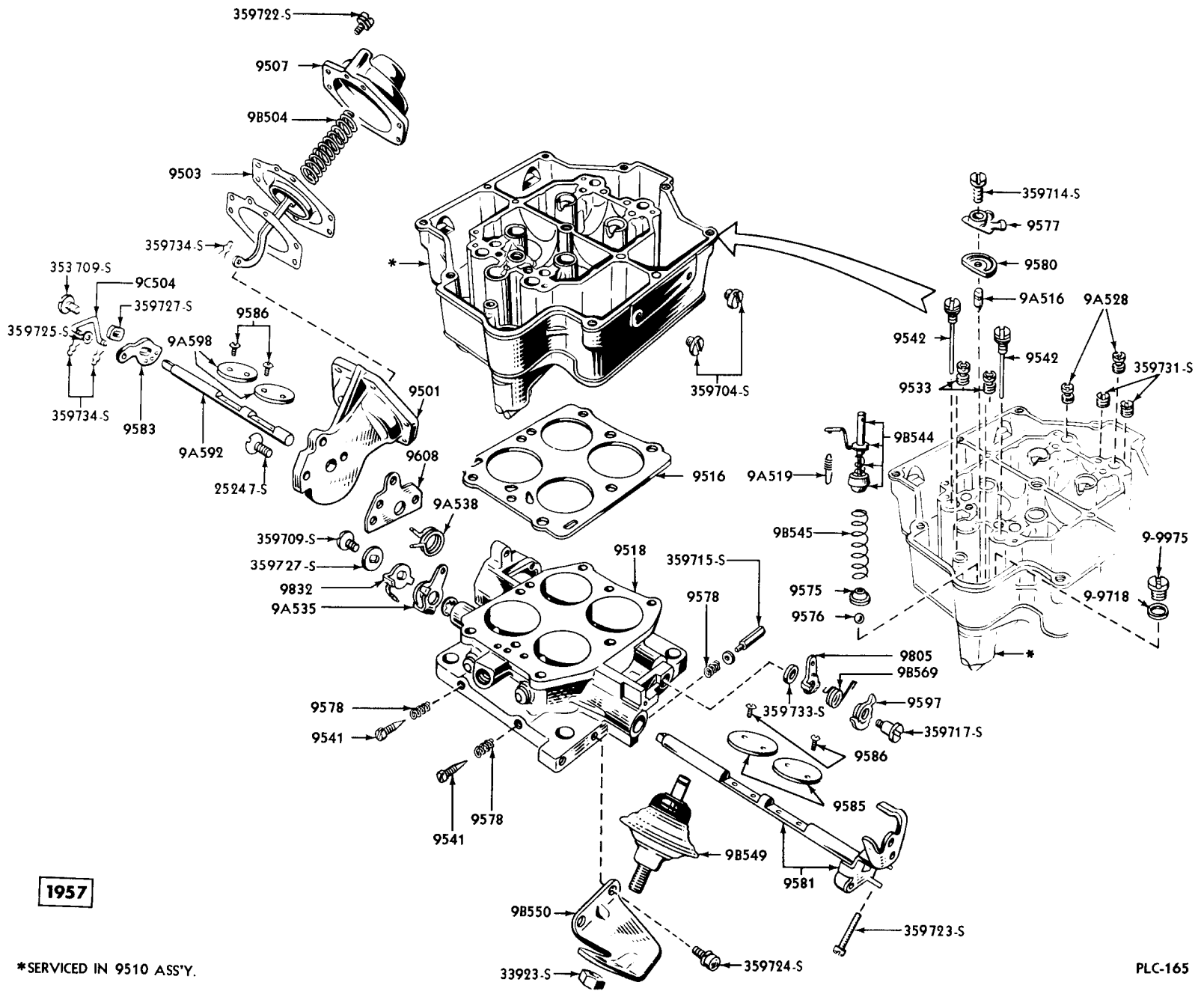


1957-early 58

PMC-426

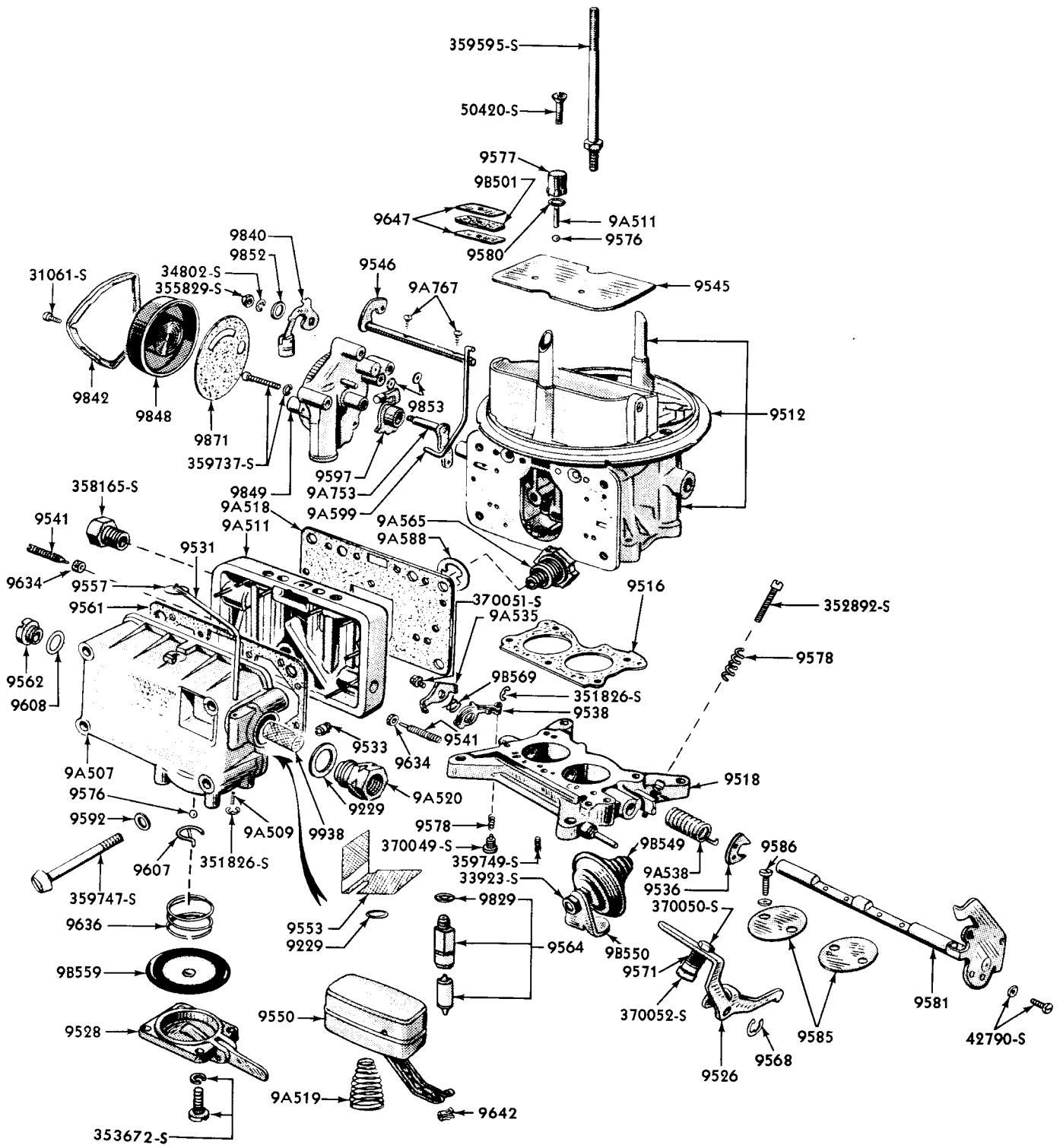
CARBURETOR, HOLLEY 4V - 312, 383, 383 MODIFIED & 430 C.I.D.





1957

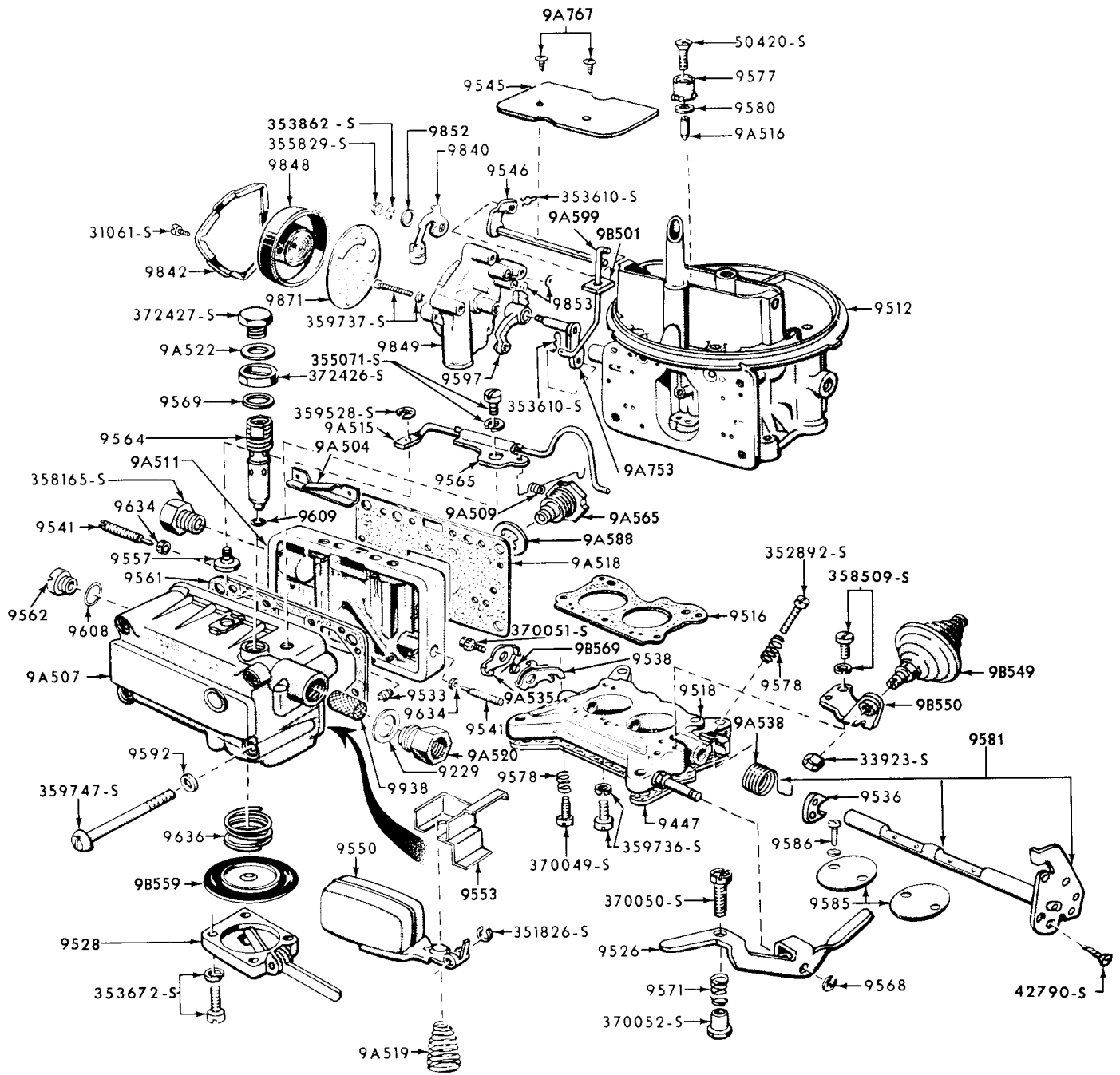
CARBURETOR, CARTER 4V - 368 C.I.D.



early 1958

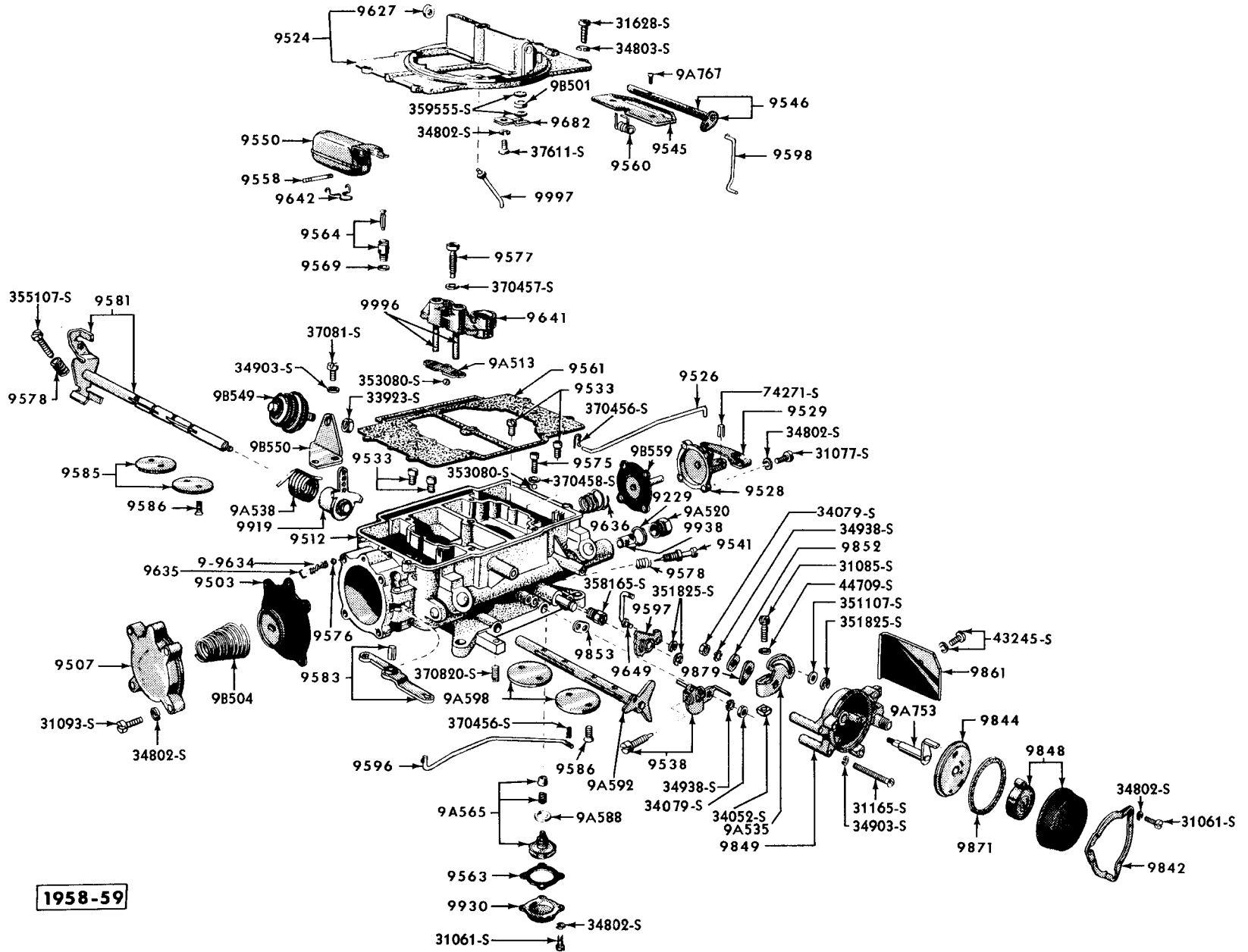
PMC-464

CARBURETOR, HOLLEY 2V - 312 C.I.D.



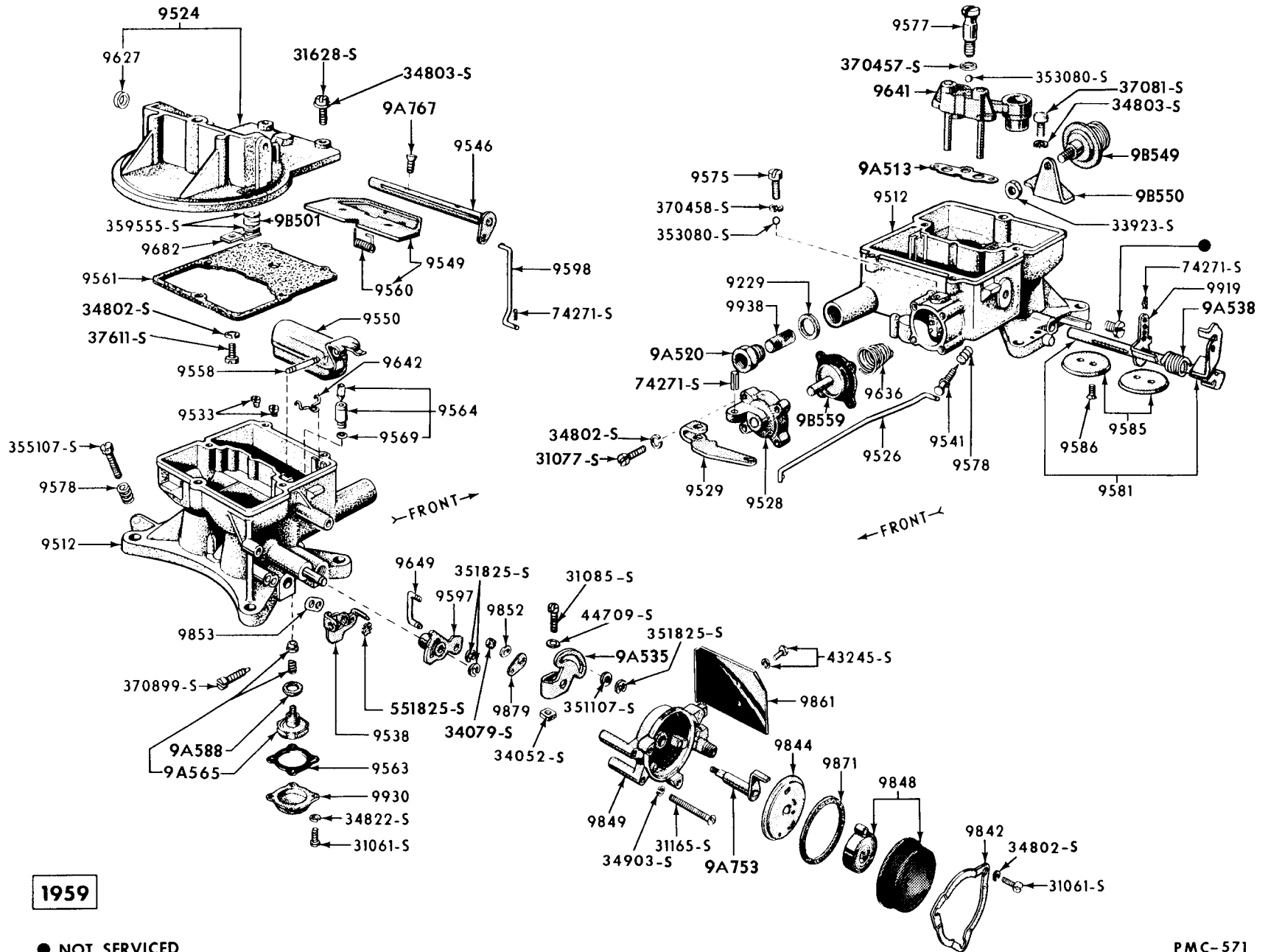
late 1958-59

CARBURETOR, HOLLEY 2V - 312 C.I.D.



1958-59

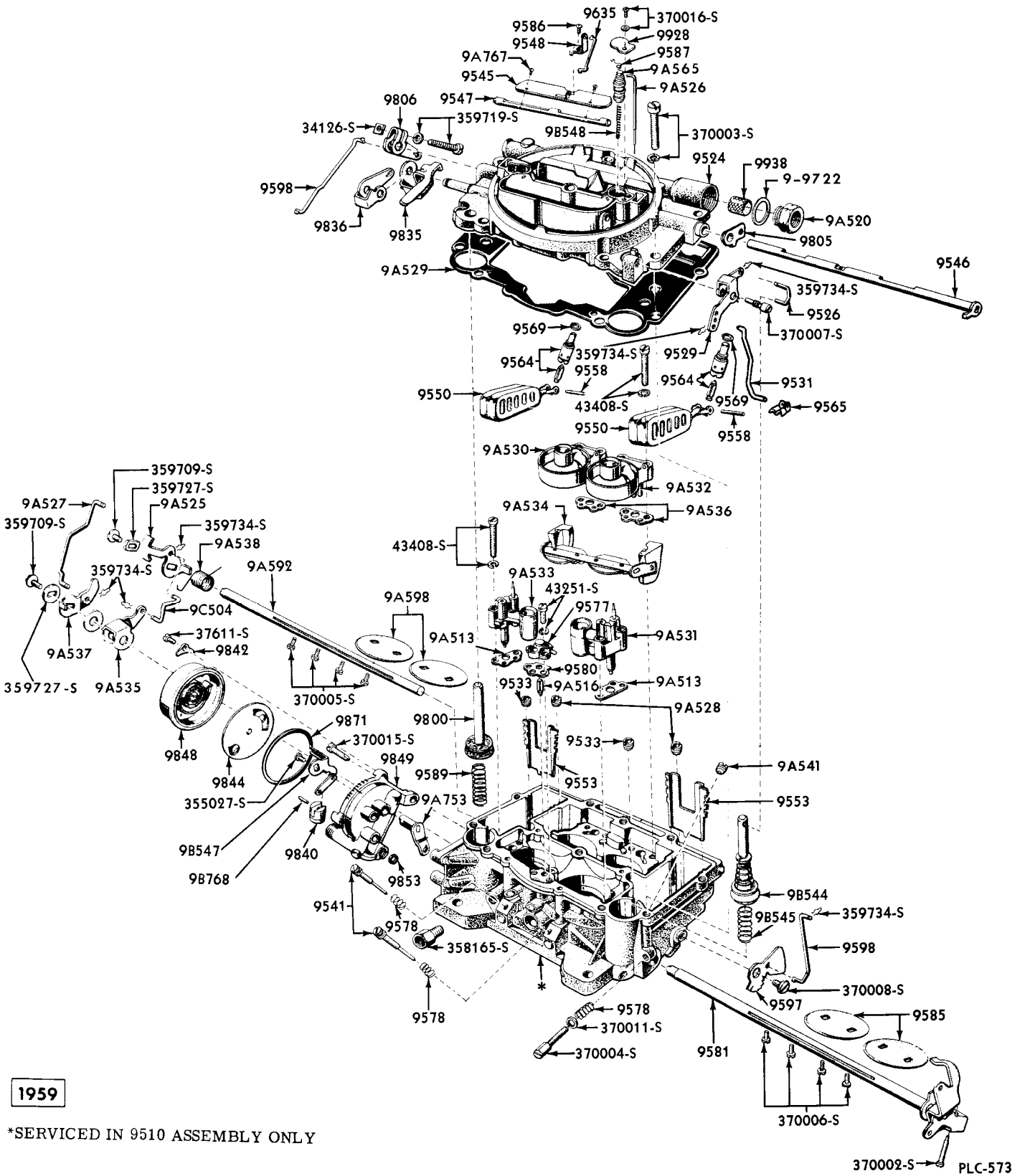
CARBURETOR, FORD 4V - 383, 383 MODIFIED C.I.D.



1959

● NOT SERVICED

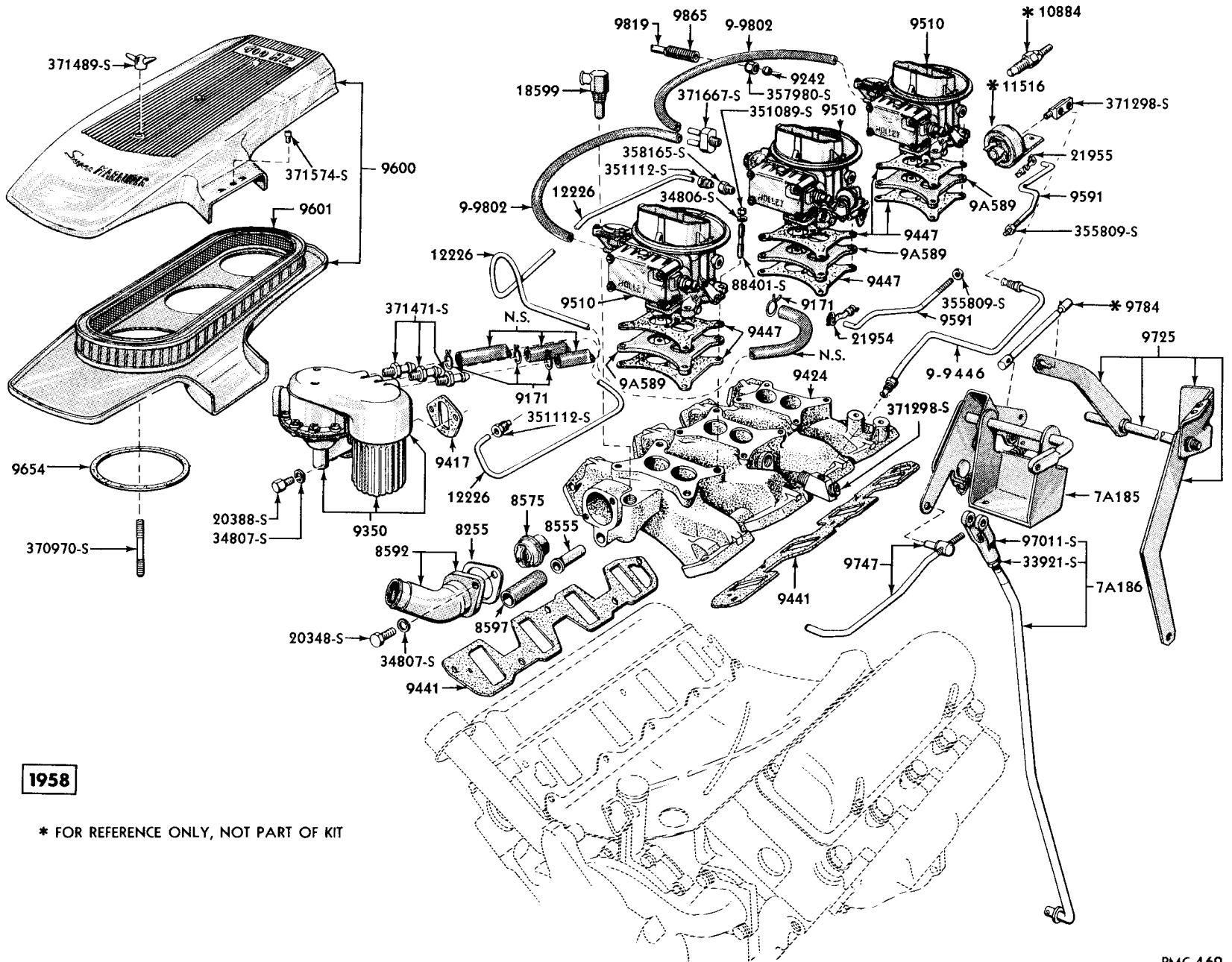
CARBURETOR, FORD 2V - 383 C.I.D.



1959

*SERVICED IN 9510 ASSEMBLY ONLY

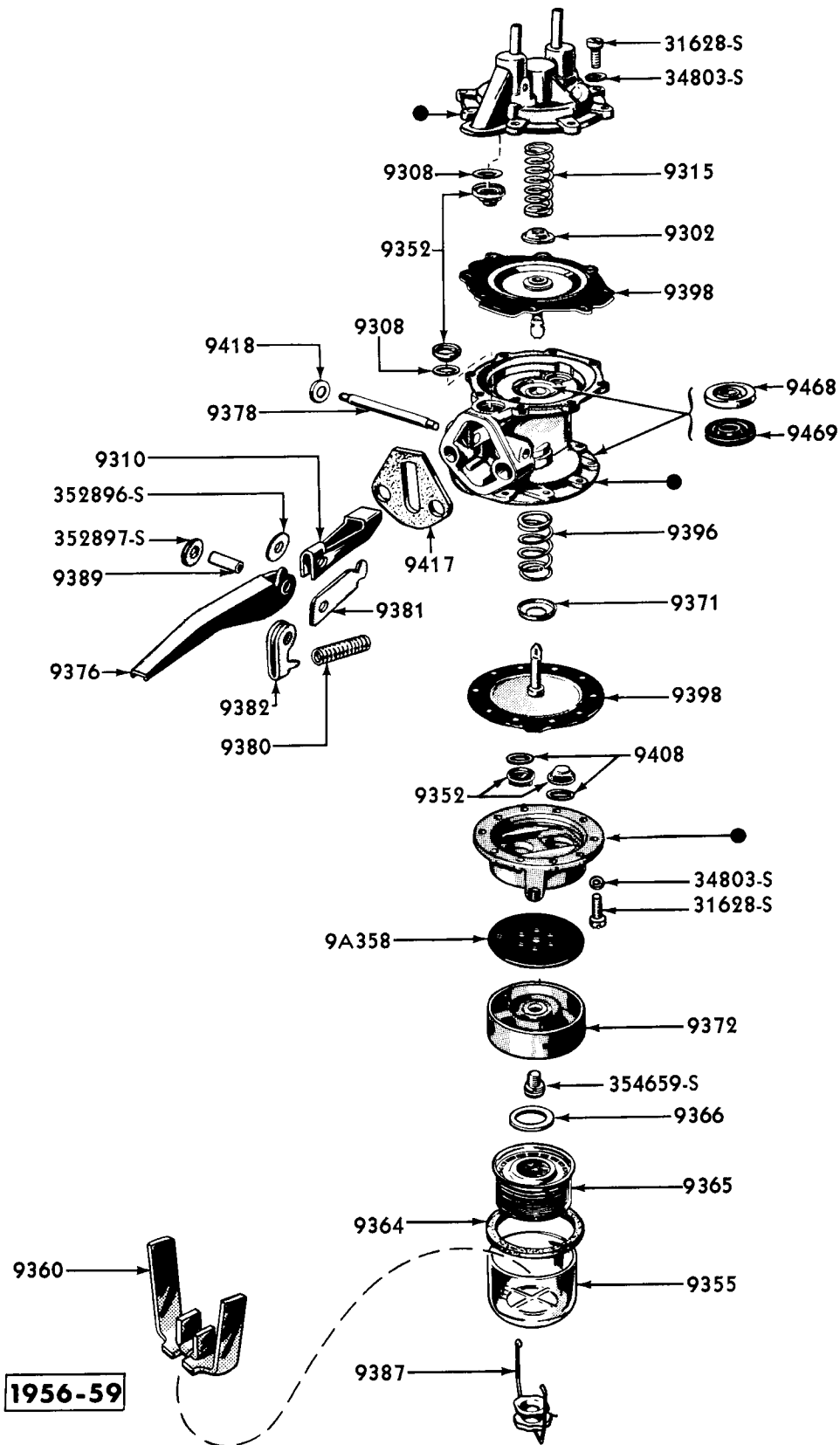
CARBURETOR, CARTER 4V - 430 C.I.D.



1958

* FOR REFERENCE ONLY, NOT PART OF KIT

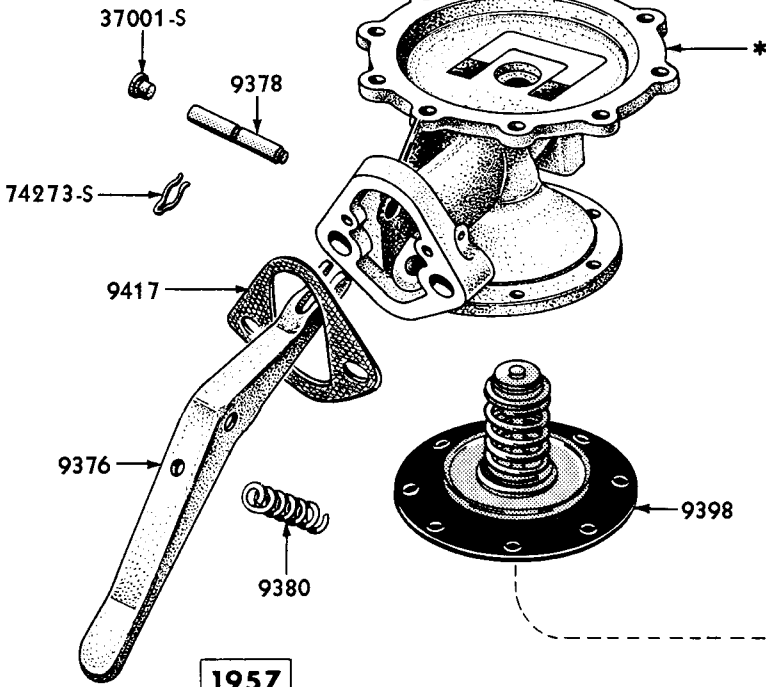

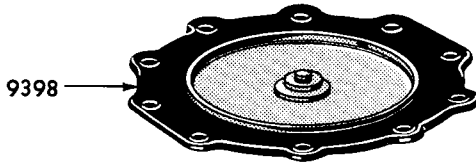
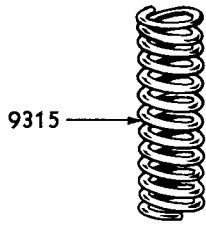
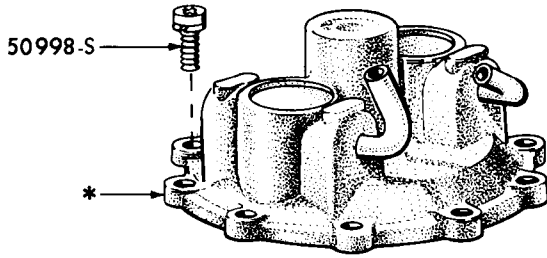
CARBURETOR, SUPER MARAUDER KIT 6V - 430 C.I.D.



● SERVICED IN BASIC NO. 9350

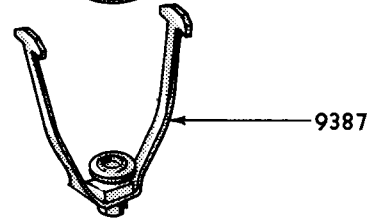
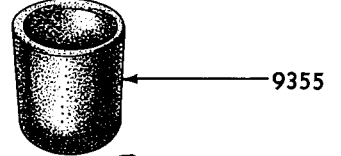



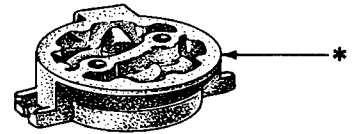
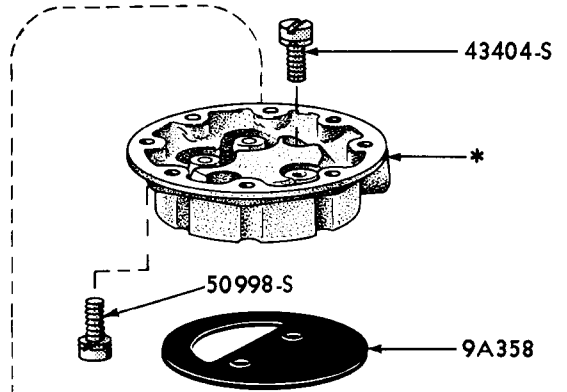
PMC-98

FUEL & VACUUM - 312 C.I.D.

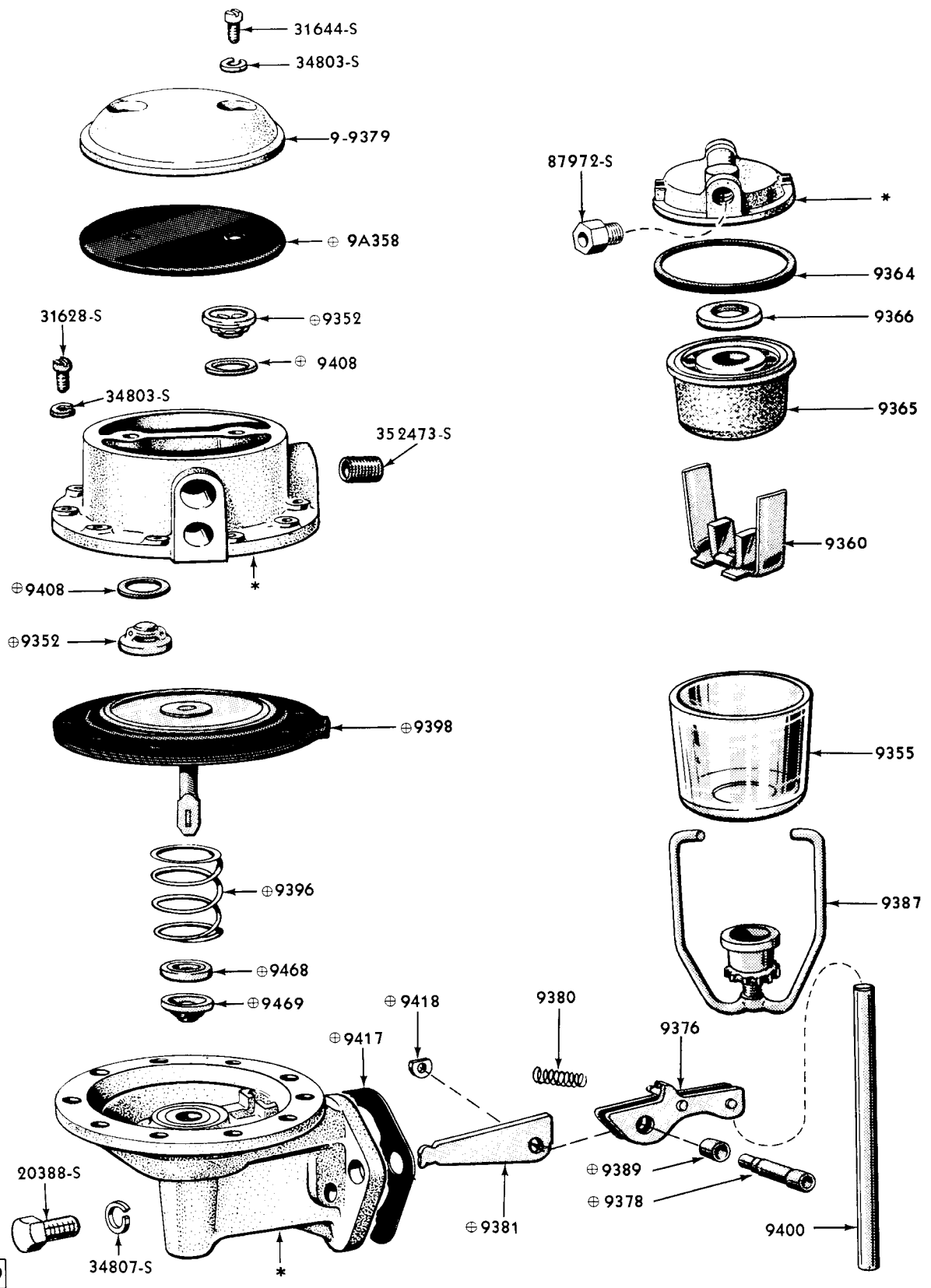


1957

* SERVICED IN BASIC NO. 9350



FUEL & VACUUM PUMP - 368 C.I.D.

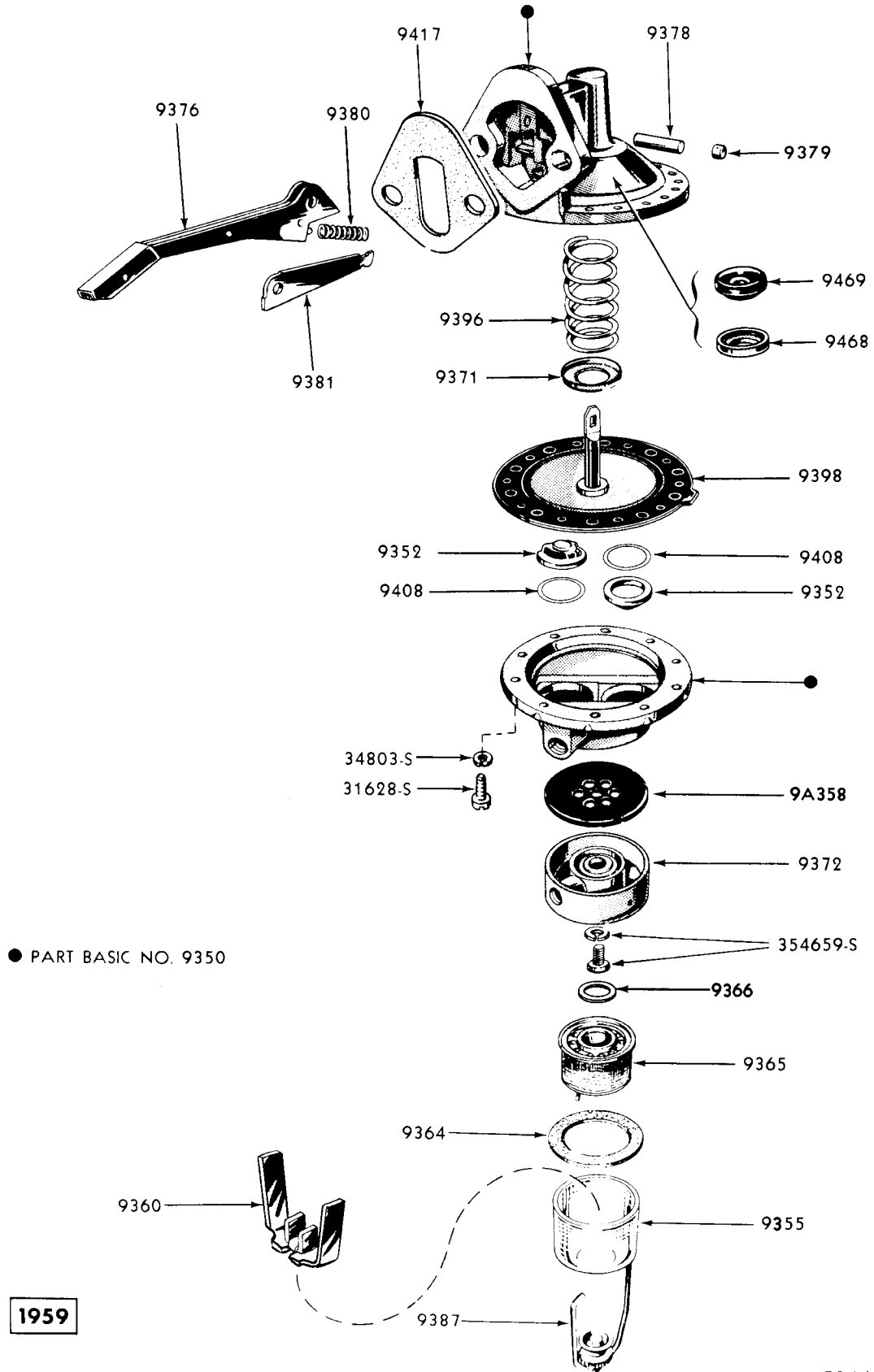


1958-59

*SERVICED IN BASIC NO. 9350
 ⊕ SERVICED IN 9349 KIT

FUEL PUMP & FILTER - 383, 383 MODIFIED & 430 C.I.D.

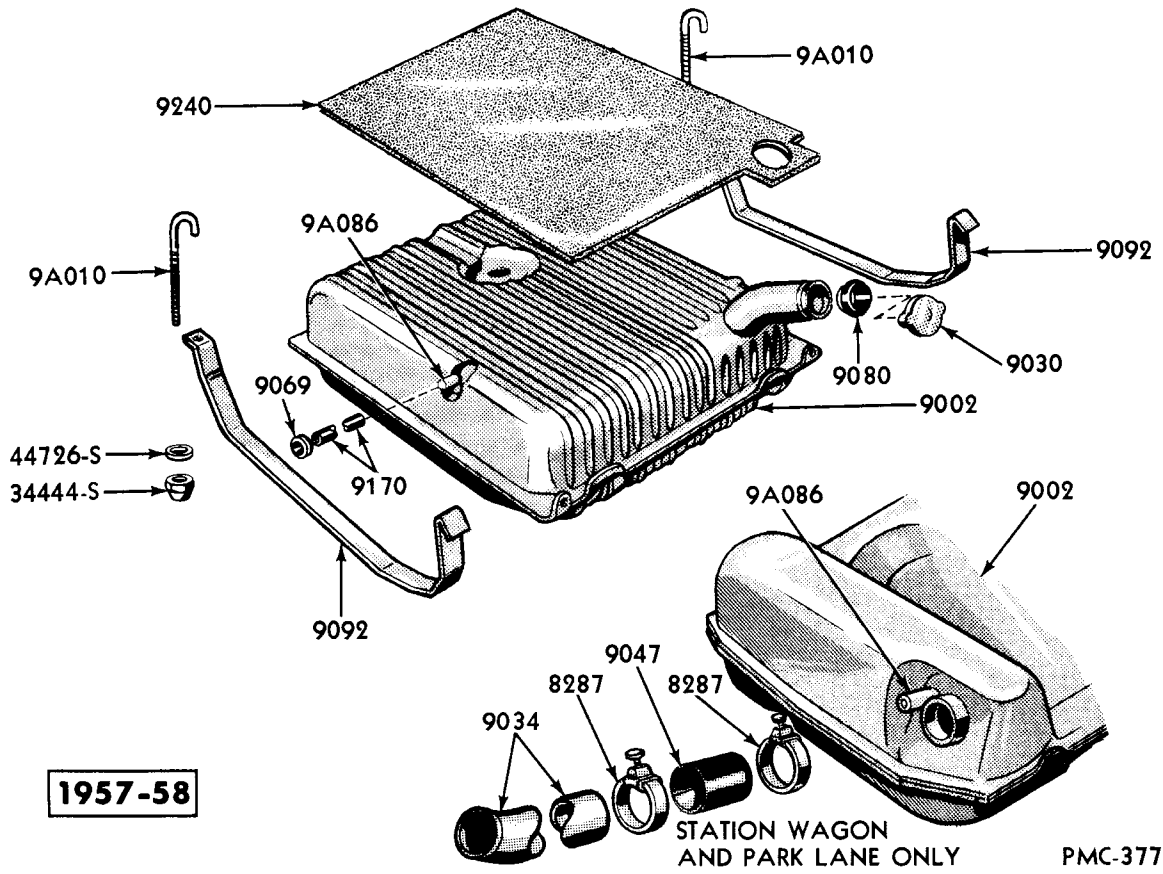
PEC-725



1959

FUEL PUMP - 312 C.I.D.

EC-144

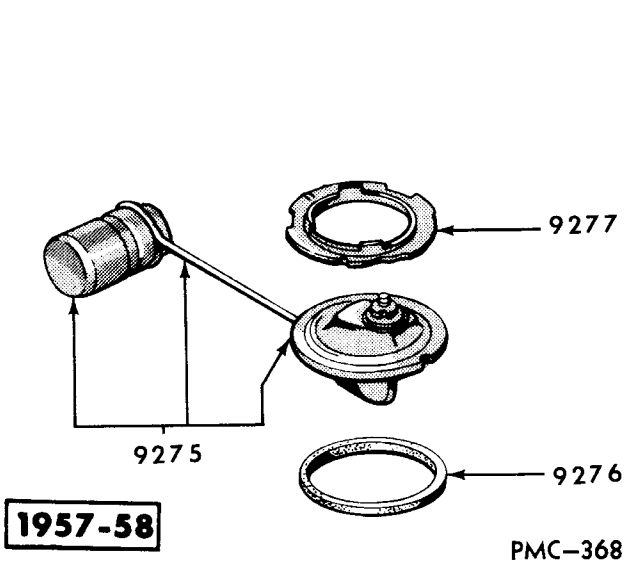


1957-58

STATION WAGON
AND PARK LANE ONLY

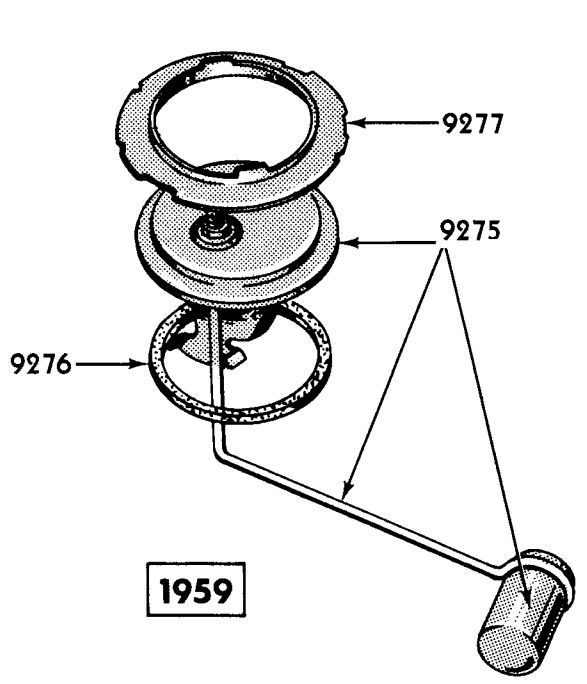
PMC-377

FUEL TANK & SUPPORTS



1957-58

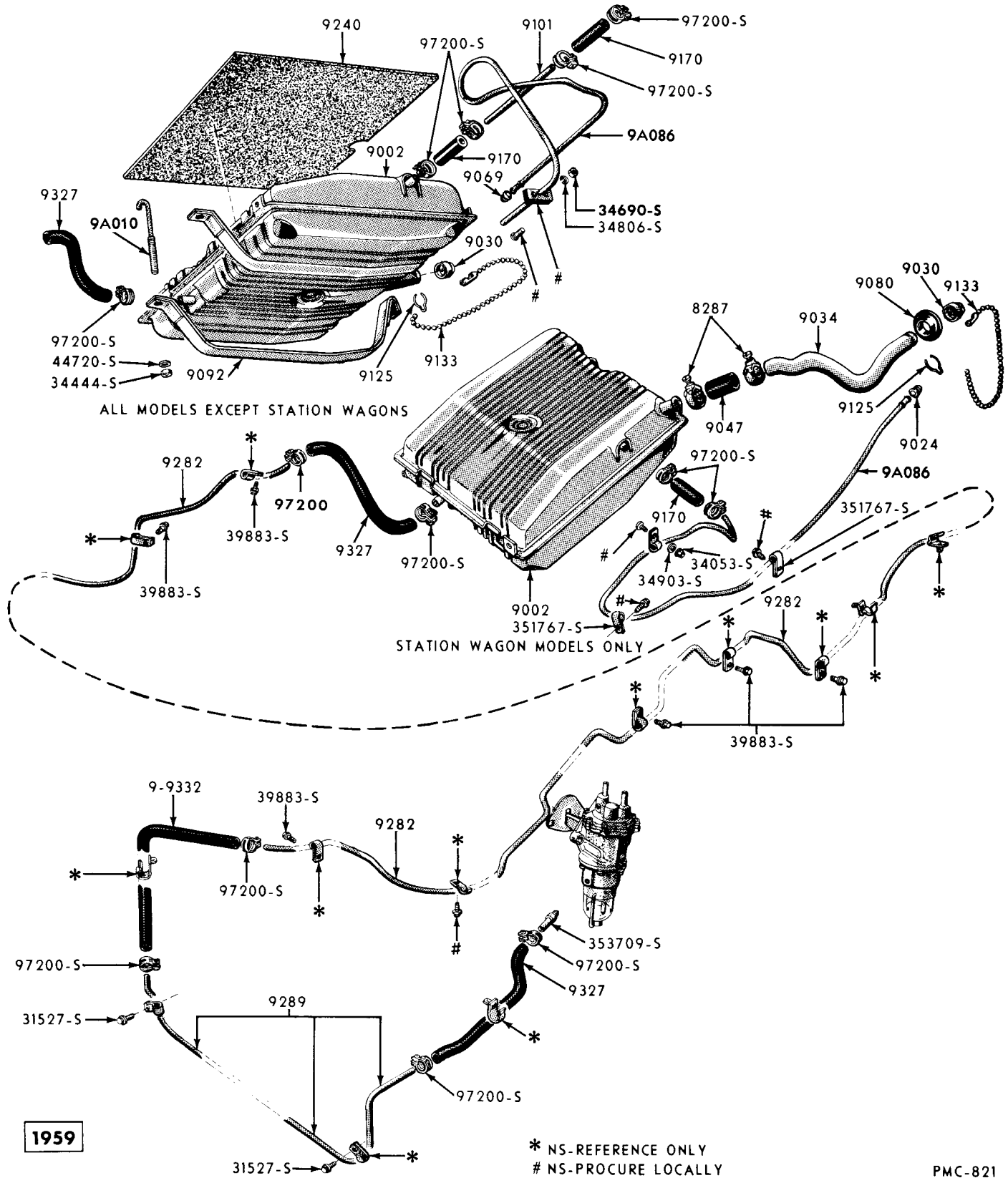
PMC-368



1959

PCL-567

FUEL TANK SENDER



ALL MODELS EXCEPT STATION WAGONS

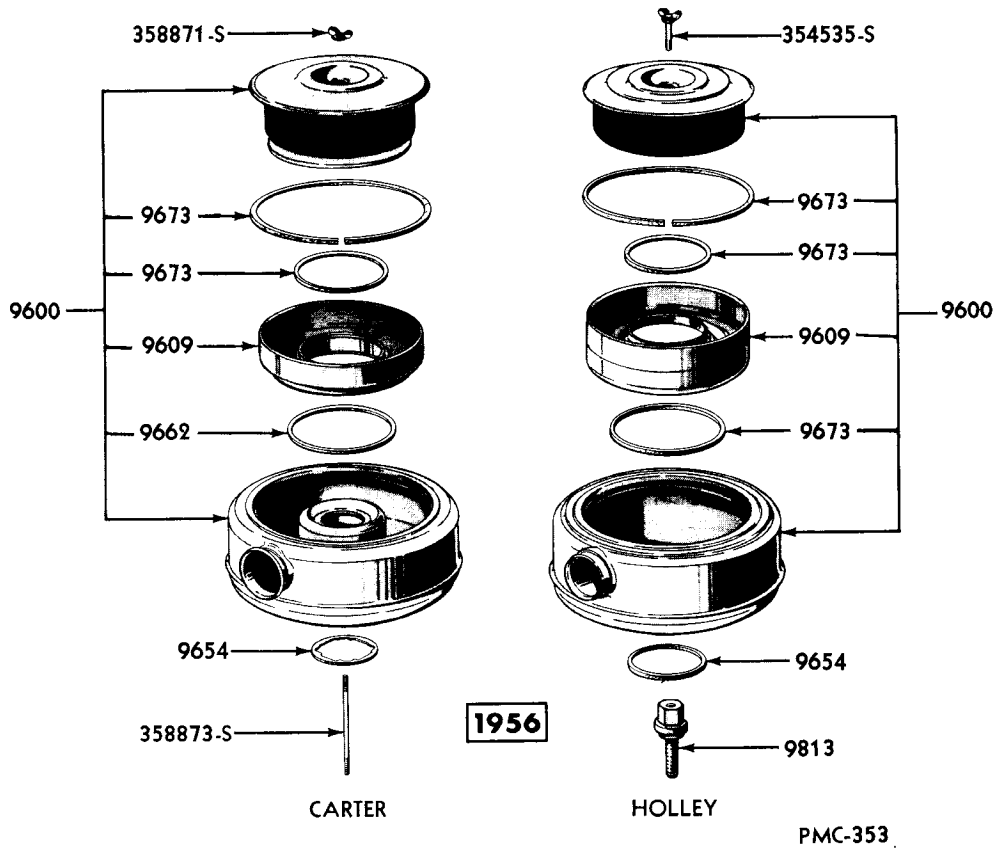
STATION WAGON MODELS ONLY

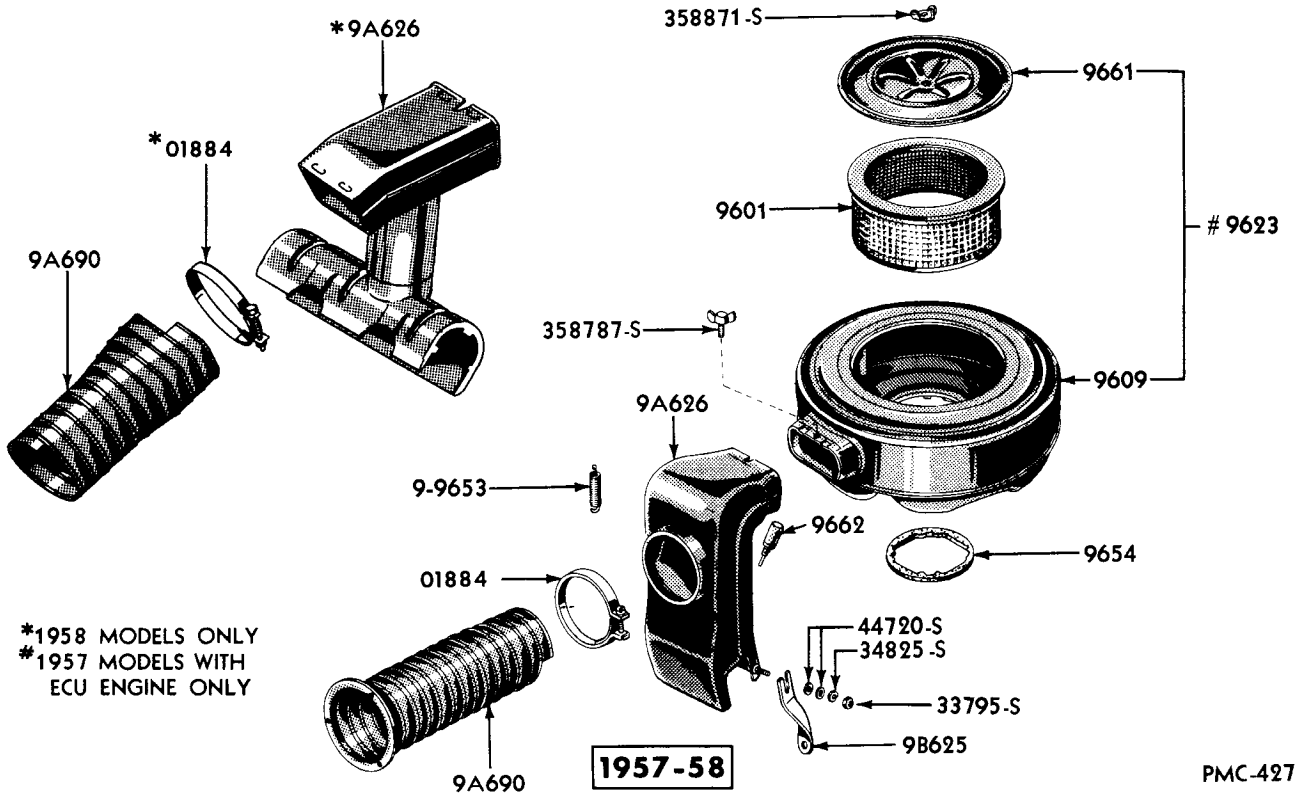
1959

* NS-REFERENCE ONLY
NS-PROCURE LOCALLY

PMC-821

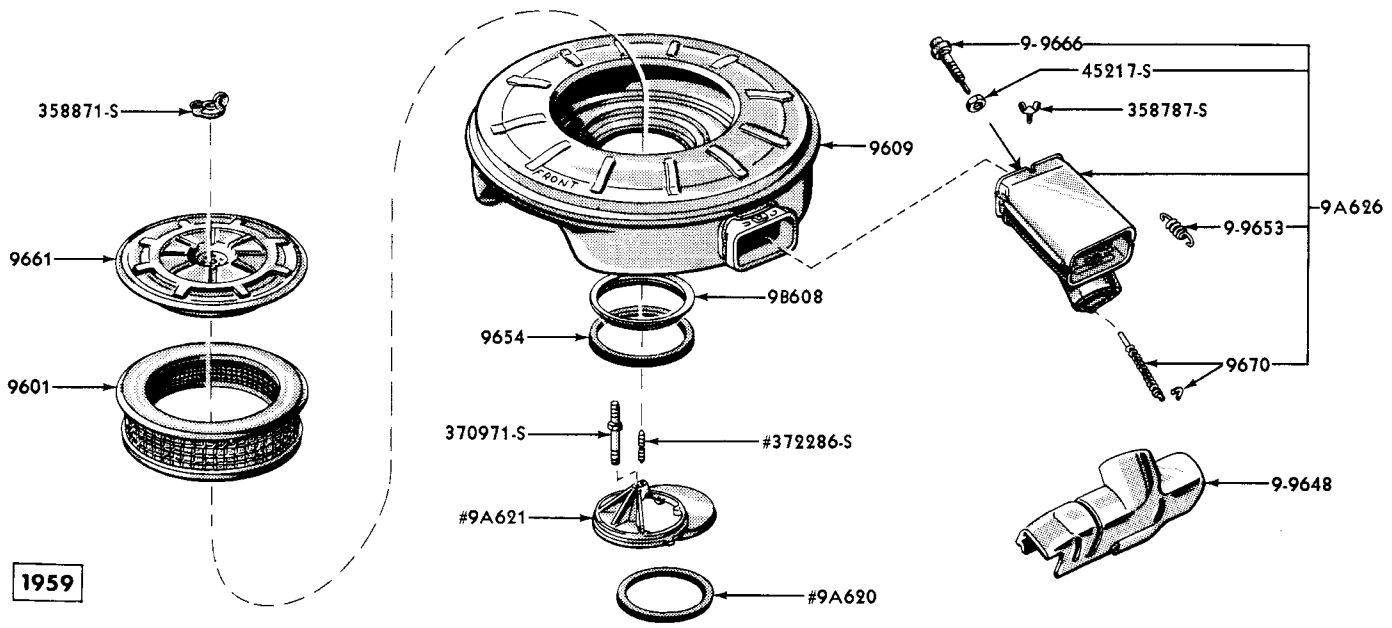
FUEL SYSTEM





*1958 MODELS ONLY
 #1957 MODELS WITH
 ECU ENGINE ONLY

AIR CLEANER & RELATED PARTS

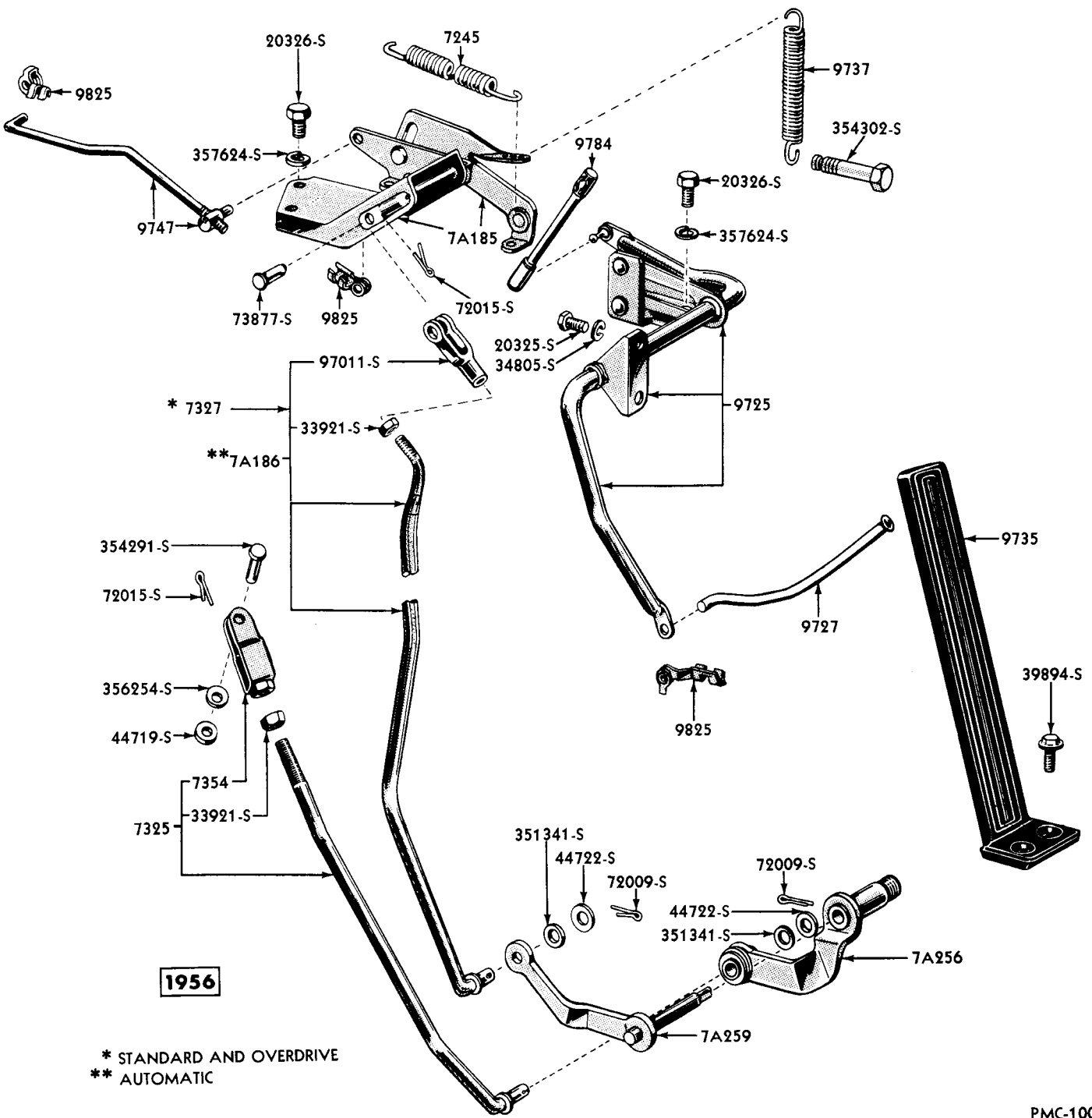


1959

#USE WITH 312-2V ONLY

PMC-795

AIR CLEANER & RELATED PARTS

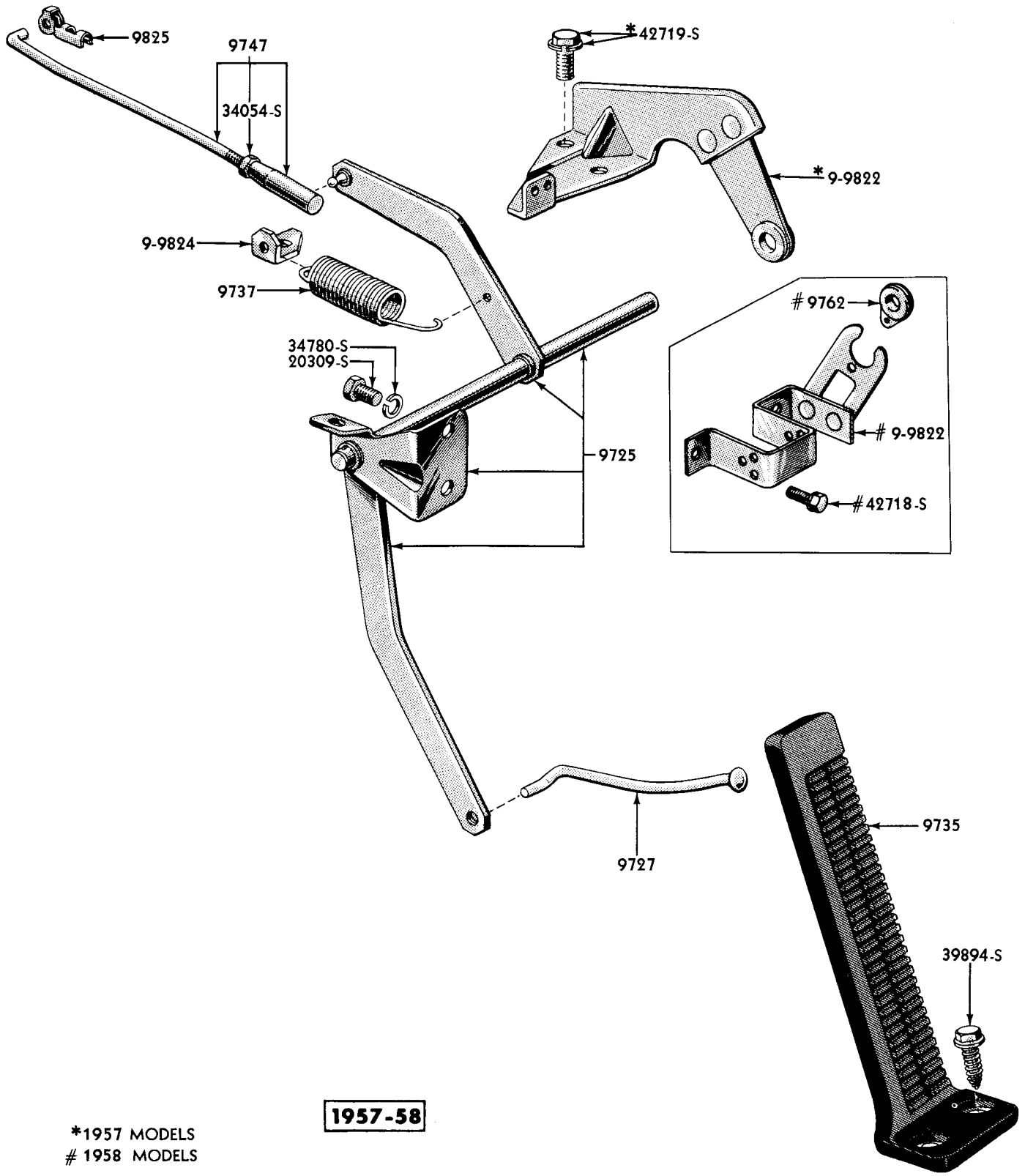


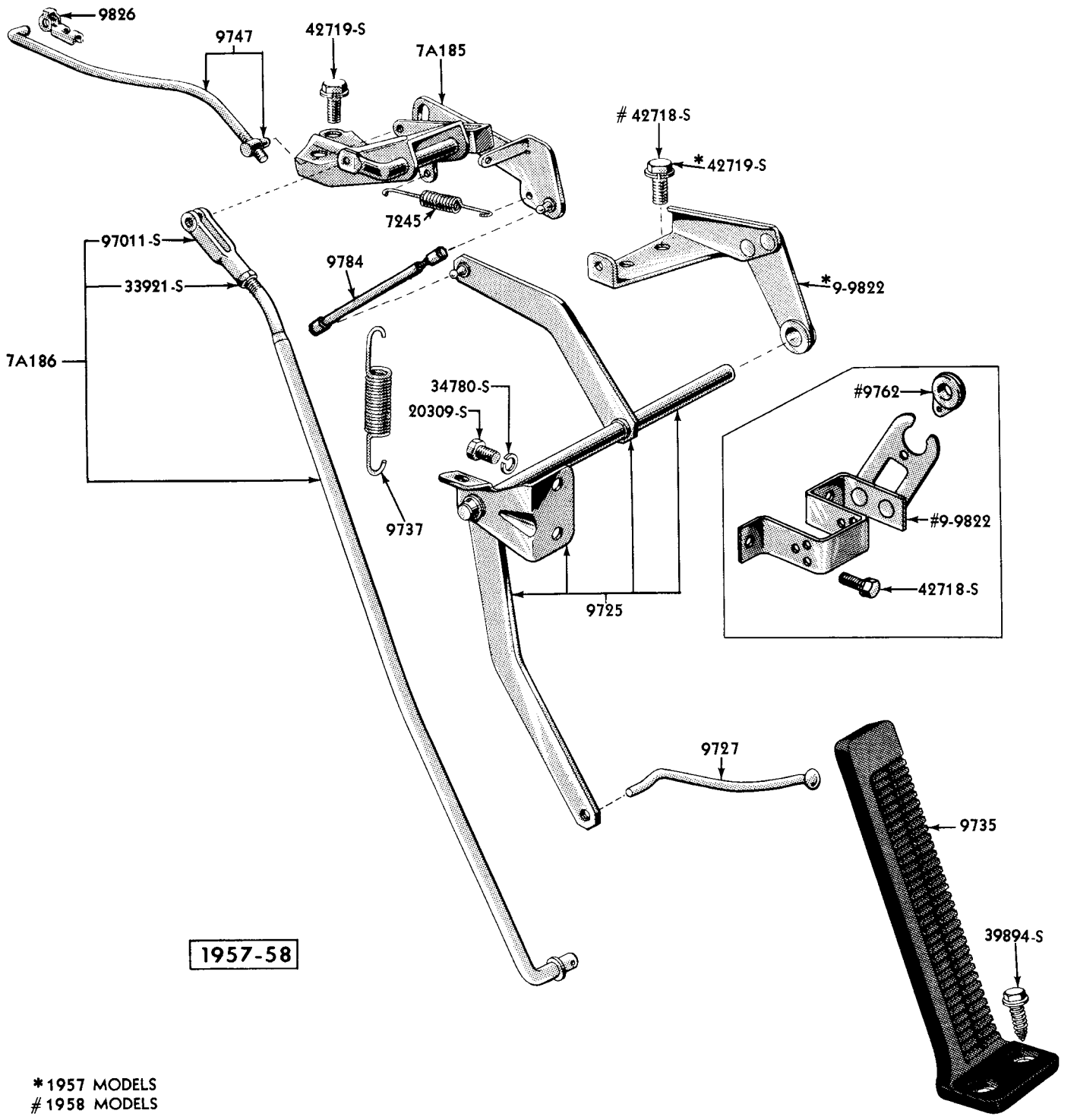
1956

* STANDARD AND OVERDRIVE
 ** AUTOMATIC

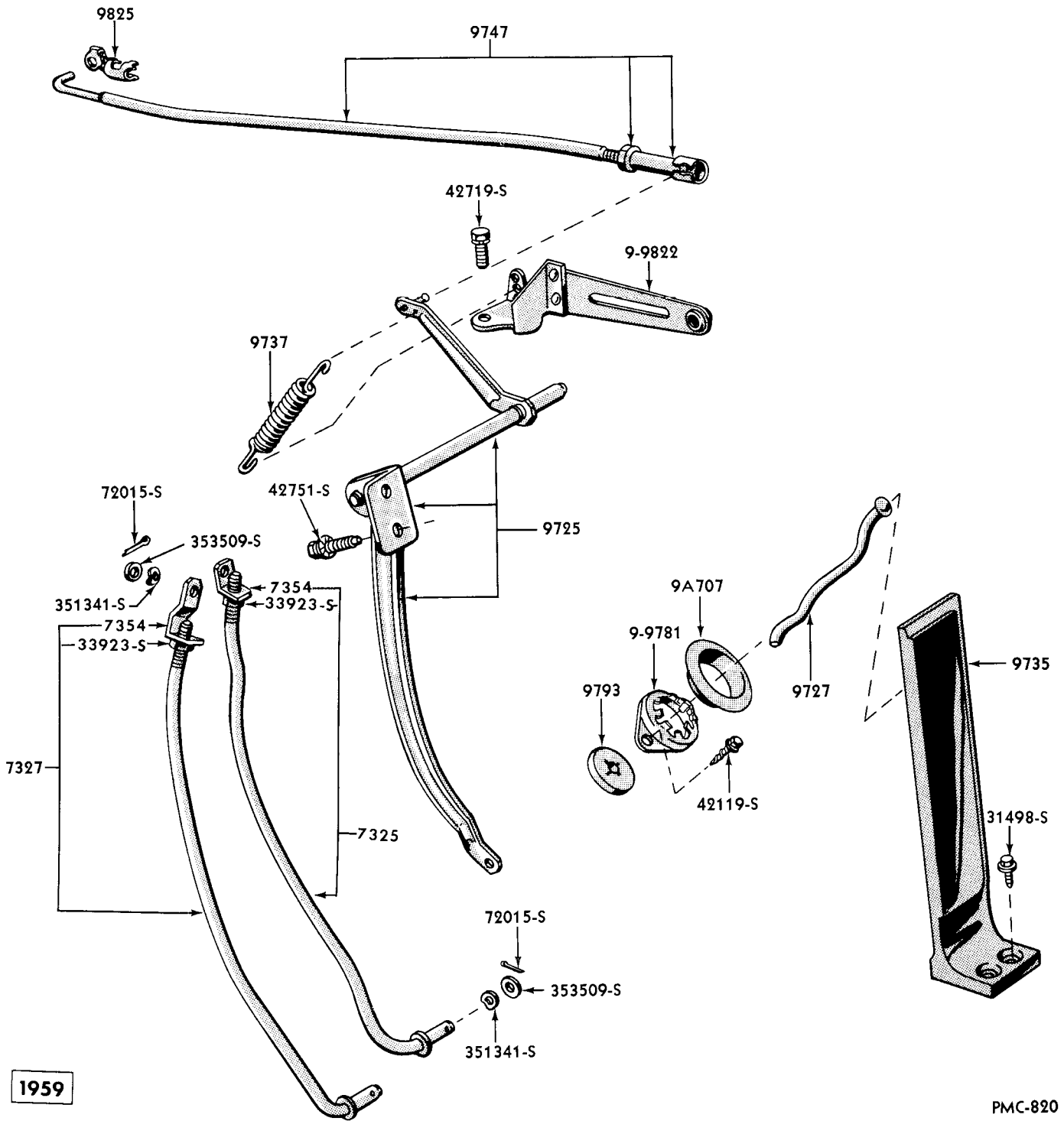
PMC-100

ACCELERATOR CONTROL LINKAGE





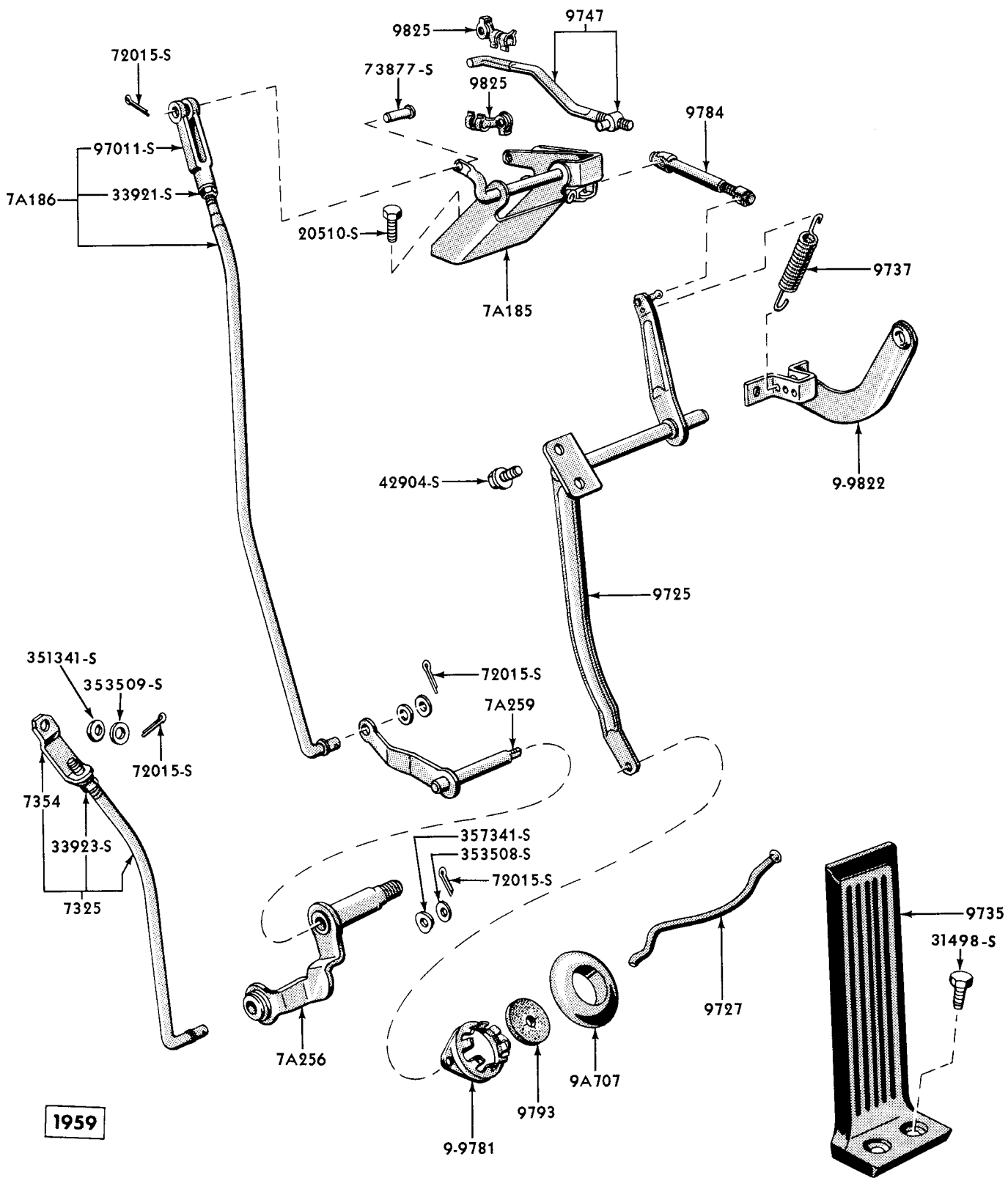
ACCELERATOR CONTROL LINKAGE - A/T



1959

PMC-820

ACCELERATOR CONTROL LINKAGE - S/T



1959

PMC-796

ACCELERATOR CONTROL LINKAGE - A/T

Engine, Transmission and Carburetor Combination Chart - 1956-59 Mercury

Year	Carburetors	Engines	Automatic Transmissions			Standard Trans. & Overdrive
	Part Number	C.I.D.	Model No.	Type	Serial Number Prefix	Type
1956	◇ B6A-9510-Q (Use as service replacement for ◇B6A-9510-L, M, N carburetors)	312-4V	PAW-7000-A Alum. converter PAW-7000-D Steel converter	S/R S/R	56 68	S/T & O/D
1956	♣ ECZ-9510-F	312-4V	PAW-7000-A Alum. Converter PAW-7000-D Steel Converter	S/R S/R	56 68	NONE
1957	◇ B7A-9510-U (Use as service replacement for ◇B7A-9510-H and ♣B7A-9510-J, U carburetors)	312-4V	PBA-7000-D & H	S/R	126 - 184	S/T & O/D
1957	♣ ECU-9510-G (Use as service replacement for ♣ECU-9510-F carburetor)	368-4V	PAN-7000-M	S/R	128	NONE
1958	◇B9ME-9510-A (Use as service replacement for ◇B9EM-9510-B and ◇PB8M-9510-A and G carburetors)	312-2V	PBM-7000-E2	S/R	248	S/T & O/D
1958	◇ B7A-9510-U	312-4V	PBM-7000-E2	S/R	248	S/T & O/D
1958	†PB9M-9510-D (Use as service replacement for †EDG-9510-A and †PB8M-9510-J carburetors)	383-4V 383-4V Mod.	PBL-7000-A & M PBL-7000-G & N	S/R M/D	154 - 228 202 - 230	NONE
1958	†PB8M-9510-K (Use as service replacement for †EDG-9510-B carburetor)	383-4V	PBE-7000-A & G PBE-7000-C & H	S/R M/D	164 - 232 198 - 234	NONE
1958	◇PB9M-9510-G (Use as service replacement for ◇EDG-9510-D, E PB8M-9510-D, F, M, P carburetors)	383-4V 383-4V Mod.	PBL-7000-A & M PBL-7000-G & N	S/R M/D	154 - 228 202 - 230	S/T & O/D
1958	◇PB9M-9510-E (Use as service replacement for ◇EDJ-9510-A and ◇PB8M-9510-E, N carburetors)	430-4V	PBB-7000-D & H	M/D	200 - 236	NONE
1958	◇PB8M-9510-B	430-6V Secondary	PBB-7000-G	M/D	226	NONE

♣ - Carter † - Ford ◇ - Holley

Engine, Transmission and Carburetor Combination Chart - 1956-1959 Continued

Year	Carburetors	Engines	Automatic Transmissions			Standard Trans. & Overdrive
	Part Number	C. I. D.	Model No.	Type	Serial Number Prefix	Type
1958	◇PB8M-9510-C	430-6V Primary	PBB-7000-G	M/D	226	NONE
1959	◇B9ME-9510-A (Use as service replacement for ◇B9EM-9510-B carburetor)	312-2V	B9MP-7000-D B9PM-7000-A	S/R S/R	PBM-S PBM-G	S/T
1959	†PB9M-9510-B	383-2V	B9MP-7000-C B9PM-7000-D B9PM-7000-E	S/R S/R M/D	PBL-AD PBL-S PBL-T	NONE
1959	†PB9M-9510-D	383-4V	B9MP-7000-B B9PM-7000-B B9PM-7000-C	S/R S/R M/D	PBL-AC PBL-K PBL-L	NONE
1959	♣ B9S-9510-A	430-4V	B9MP-7000-A B9PM-7000-F	M/D M/D	PBB-T PBB-F	NONE
1959	†PB9M-9510-H	383-2V	B9MR-7003-B	NONE	NONE	S/T

♣ - Carter † - Ford ◇ - Holley

In the chart above the abbreviations "S/R" and "M/D" listed in the column under the heading of "TYPE" have the following meaning as to transmission application-

S/R - Single Range Transmissions Only

M/D - Multi-Drive Transmissions Only

MEMO

Carburetor

GROUP AND PART NUMBER	TYPE	DESCRIPTION, SIZE, ETC.	NO. REQ'D	MODEL OR ENGINE CUBIC INCH DISPLACEMENT	YEAR 19__
9510 CARBURETOR ASSEMBLY					
♣ ECZ 9510-F	A/T	Identification engineering number stamped on identification tag - includes (1) B6A-9447-A gasket (a)	1	312-4V	56
◇ B6A 9510-L		NS-Use B6A-9510-Q - identification engineering number stamped on base of throttle body - ⊕ECZ-9510-A	1	312-4V	56
◇ B6A 9510-M		NS-Use B6A-9510-Q - identification engineering number stamped on base of throttle body - ⊕ECZ-9510-B	1	312-4V	56
◇ B6A 9510-N		NS-Use B6A-9510-Q - identification engineering number stamped on base of throttle body - ⊕ECZ-9510-G	1	312-4V	56
◇ B6A 9510-Q	S/T	O/drive and A/T - when used with A/T use MEK-99500-B kit - identification engineering number stamped on base of throttle body - includes (1) B6A-9447-A gasket - ⊕ECZ-9510-L	1	312-4V	56
♣ ECU 9510-F		NS-Use ECU-9510-G - identification engineering number stamped on identification tag	1	368-4V	57
♣ ECU 9510-G		Identification engineering number stamped on identification tag - includes (1) EBJ-9447-A gasket	1	368-4V	57
◇ B7A 9510-H		NS-Use B7A-9510-U - engineering number stamped on choke flange - ⊕ECZ-9510-V	1	312-4V	57
♣ B7A 9510-J	A/T	Identification engineering number stamped on front edge of air horn cover - includes (1) B8A-9447-B gasket - ⊕ECZ-9510-AA	1	312-4V	57
◇ B7A 9510-U	S/T	O/drive and A/T - when used with S/T and O/drive-remove dashpot and attaching parts- identification engineering number stamped on choke plate flange - ⊕ECZ-9510-AD	1	312-4V	57/58
† EDG 9510-A		NS-Use PB8M-9510-J - identification engineering number stamped on left side of float bowl section of main body	1	383-4V(mod.)	58
† EDG 9510-B		NS-Use PB8M-9510-K - identification engineering number stamped on left side of float bowl section of main body	1	383-4V	58
◇ EDG 9510-D		NS-Use PB9M-9510-G - identification engineering number stamped on tower of air horn section of main body	1	383-4V	58
◇ EDG 9510-E		NS-Use PB9M-9510-G - identification engineering number stamped on tower of air horn section of main body	1	383-4V(mod.)	58
◇ EDJ 9510-A		NS-Use PB9M-9510-E - identification engineering number stamped on tower of air horn section of main body	1	430-4V	58
◇ PB8M 9510-A		NS-Use B9ME-9510-A - identification engineering number stamped on tower of air horn section of main body - ⊕5751095	1	312-2V	58
♣ Carter † Ford ◇ Holley					

Carburetor

GROUP AND PART NUMBER	TYPE	DESCRIPTION, SIZE, ETC.	NO. REQ'D	MODEL OR ENGINE CUBIC INCH DISPLACEMENT	YEAR 19____
9510 CARBURETOR ASSEMBLY CONTINUED					
◇PB8M 9510-B	A/T	Use with PBB transmission and 430-6V engine - identification engineering number stamped on tower of air horn section of main body - includes (1) PB8M-9447-A gasket - Ⓢ5750613	2	430-6V secondary	58
◇PB8M 9510-C	A/T	Use with PBB transmission and 430-6V engine - identification engineering number stamped on tower of air horn section of main body - includes (1) PB8M-9447-A gasket - Ⓢ5750614	1	430-6V primary	58
◇PB8M 9510-D		NS-Use PB9M-9510-G - identification engineering number stamped on tower of air horn section of main body - Ⓢ5750891	1	383-4V(mod.)	58
◇PB8M 9510-E		NS-Use PB9M-9510-E - identification engineering number stamped on tower of air horn section of main body - Ⓢ5750897	1	430-4V	58
◇PB8M 9510-F		NS-Use PB9M-9510-G - identification engineering number stamped on tower of air horn section of main body - Ⓢ5750898	1	383-4V	58
◇PB8M 9510-G		NS-Use B9ME-9510-A - identification engineering number stamped on tower of air horn section of main body - Ⓢ5751354	1	312-2V	58
†PB8M 9510-J		NS-Use PB9M-9510-D - identification engineering number stamped on left side of float bowl section of main body - Ⓢ5751682	1	383-4V(mod.)	58
†PB8M 9510-K	A/T	Use with PBE transmission - identification engineering number stamped on float bowl section of main body - Ⓢ5751683	1	383-4V	58
◇PB8M 9510-M		NS-Use PB9M-9510-G - identification engineering number stamped on tower of air horn section of main body - ⓈED-5750891	1	383-4V(mod.)	58
◇PB8M 9510-N		NS-Use PB9M-9510-E - identification engineering number stamped on tower of air horn section of main body - ⓈED-5750897	1	430-4V	58
◇PB8M 9510-P		NS-Use PB9M-9510-G - identification engineering number stamped on tower of air horn section of main body - ⓈED-5750898	1	383-4V	58
◇PB9M 9510-E	A/T	Use with PBB transmission - identification engineering number stamped on tower of air horn section of main body - includes (1) B8A-9447-B gasket and (1) 370970-S8 stud - Ⓢ5752426	1	430-4V	58
◇PB9M 9510-G	A/T	Use with PBL transmission - also S/T and O/drive by removing dashpot and attaching parts - identification engineering number stamped on tower of air horn section of main body - includes (1) B8A-9447-B gasket and (1) 370970-S8 stud - Ⓢ5752553	1	383-4V(mod.), 383-4V	58
● Carter † Ford ◇ Holley					

Carburetor

GROUP AND PART NUMBER	TYPE	DESCRIPTION, SIZE, ETC.	NO. REQ'D	MODEL OR ENGINE CUBIC INCH DISPLACEMENT	YEAR 19__
-----------------------	------	-------------------------	-----------	---	--------------

List of Carburetor Assemblies and Applications - continued

9510 CARBURETOR ASSEMBLY CONTINUED						
◇B9ME	9510-A	A/T	Use with PBM transmission - also with S/T and O/drive by removing dashpot and attaching parts - identification engineering number stamped on tower of air horn section of main body - includes (1) B9AE-9447-A gasket	1	312-2V	58/59
◇B9EM	9510-B		NS-Use B9ME-9510-A - identification engineering number stamped on tower of air horn section of main body	1	312-2V	59
†PB9M	9510-D	A/T	Use with PBL transmission - identification engineering number stamped on left side of fuel bowl section of main body - includes (1) B8A-9447-B gasket - Ⓢ5752425	1	383-4V(mod.), 383-4V	58/59
†PB9M	9510-B	A/T	Use with PBL transmission - also with S/T by removing the (2) 78-9533-F jets and installing (2) 1GA-9533-C jets	1	383-2V	59
◆ B9S	9510-A	A/T	Use with PBB transmission - identification engineering number stamped on front edge of air horn flange - Ⓢ5752040	1	430-4V	59
†PB9M	9510-H	S/T	and O/drive - identification engineering number stamped on left side of fuel bowl section of main body - includes (1) B9AE-9447-A gasket - Ⓢ5752004	1	383-2V	59
	359700-S		Plug-rd. hd. -3/16" diameter x 13/64" long-primary fuel passage plug	4	a	
	359701-S		Plug-rd. hd. -5/32" diameter x 13/64" long-choke suction passage plugs in main body	2	a	
	359703-S		Plug-rd. hd. -7/32" diameter x 13/64" long-fuel balance passage plug in main body	1	a	
	359704-S		Plug-slotted hd. -5/16"-24 x 1/8" thick-level sight plug	2	a	
	359705-S		Plug-flat hd. -9/32" diameter x 3/16" long-nozzle passage plug in main body	6	a	
	359731-S		Plug-flat hd. -3/16" diameter x 11/64" long-secondary idle passage plug	2	a	

MEMO

◆ Carter † Ford ◇ Holley

Carburetor Chart

DESCRIPTION, SIZE, ETC.

GROUP AND PART NUMBER

YEAR	CARBURETOR	NUMBER REQUIRED											
9010	CLAMP (FLOAT)												
◇PB8M	9010-A NS-Use 351826-S retainer												
9229	GASKET (FUEL INLET ADAPTOR)												
†◇8CM	9229 Also serviced in 9502 and 9590 kits												
◆ B7A	9229-A ⊕ECZ-9229-A												
◆ ECU	99722-A Also serviced in 9502 kit												
9229	"O" RING (INLET TUBE SEAL)												
◇ B5A	9229-A Also used with float baffles - also serviced in 9502 and 9590 kits - ⊕EAD-99502-A												
9-9494	SUPPORT (BOOSTER VENTURI)												
†PB8M	99494-F Primary - ⊕5751698 * Use with 383-4V only												
† B8A	9641-F Secondary - ⊕5751693												
†PB8M	99494-D Primary - ⊕5751688 * Use with 383-4V (mod.) only												
†B9EM	99494-A Primary												
†B9ME	9A523-A												
	370457-S Washer-flat-1/4"												
9-9500	DASHPOT & BRACKET												
ECZ	99500-D S/T and O/drive - use with power brakes												
	◆Carter †Ford ◇Holley												

Carburetor Chart

GROUP AND PART NUMBER	DESCRIPTION, SIZE, ETC.	NUMBER REQUIRED											
9-9500	KIT (DASHPOT)												
◇ MEK 99500-B	Consists of the following - (1) B2H-9800-B dashpot (1) B1A-9801 screw (1) B5A-9815-A bracket (2) 34826-S7 lockwasher (1) 33923-S8 nut (2) 34903-S8 lockwasher (2) 50508-S8 screw												
9A500	ADAPTOR (FLOAT LEVEL)												
◇ EDC 9A500-A	Must be used with components of 9550 kit												
9501	HOUSING & PLUGS (SECONDARY THROTTLE)												
◇ B5A 9501-A	⊕EY-99614-A												
◆ B7A 9501-B	Diaphragm housing - ⊕ECZ-99614-A												
◇ B7A 9501-A	Diaphragm housing - ⊕ ECZ-9501-A												
25247-S	Screw-flat hd.-No. 10-32 x 5/8"-housing to throttle body												
353852-S	Screw and washer assy.-No. 8-32 x7/16"-housing to throttle body												
370051-S2	Screw and washer assy.-No. 10-32 x 5/16"-housing to body and plugs												
9A501	TUBE (BALANCE)												
◇ EDC 9A501	Washer-flat-brass-.165" I. D. x .307" O. D. x .015" thick												
372239-S	◆Carter †Ford ◇Holley												

Carburetor Chart

GROUP AND PART NUMBER	DESCRIPTION, SIZE, ETC.	NUMBER REQUIRED											
9B501	SEAL (FAST IDLE ROD)												
† B7A 9622-A	Also serviced in 9502 kit - @EDB-99809-B												
◇ B8C 9622-A	@5752414, EPPB8M-99809-A												
◇ B7AZ 9B501-B	Also serviced in 9502 kit - @EDB-99809-C, BB7A-9622-B												
359555-S	Washer-flat-No. 8												
9502	KIT (GASKET)												
◆ MGK 9502-B	Consists of the following - (1) B6A-9447-A gskt. (1) ECZ-9985-A gskt. (1) ECZ-99510-A gskt. (2) ECZ-9569-A gskt. (1) ECZ-99703-A gskt. (1) ECZ-99718-A gskt. (1) ECZ-9580-A gskt. (1) ECZ-9871-A gskt. (1) B5A-9909-A gskt. (1) ECZ-99862-A gskt.												
◆ HHK 9502-A	Consists of the following - (1) EBJ-9447-A gskt. (1) B7LE-9516-E gskt. (2) ECU-9569-A gskt. (1) ECZ-9580-A gskt. (1) ECZ-9871-C gskt. (1) ECZ-9985-A gskt.												
◇ MGK 9502-C	Consists of the following - (1) 8CM-9229 gskt. (1) B6A-9447-A gskt. (1) 8CM-9516 gskt. (1) B5A-9569-A gskt. (1) B6A-9608-A gskt. (4) B6A-9609-A gskt. (1) 8MTH-9622 seal. (1) B6A-9853-C gskt. (1) COAE-9A588-A gskt. (1) B6A-9945-A gskt.												
◆ MHK 9502-A	Consists of the following - (1) B7A-9229-A1 gskt. (1) B7A-9447-B gskt. (2) ECU-9569-A gskt. (1) B7A-9580-B gskt. (1) B7A-9853-C gskt.												

CONTINUED ON NEXT PAGE

◆Carter †Ford ◇Holley

Carburetor Chart

GROUP AND PART NUMBER	DESCRIPTION, SIZE, ETC.	NUMBER REQUIRED											
9502	KIT (GASKET) CONTINUED												
◇ B7AZ	9502-C Consists of the following - (1) 8CM-9229 gskt. (1) EDC-9516-B gskt. (2) B7AE-9585-A gskt. (3) EDB-9853-B gskt. (2) EDB-9909-B gskt. (2) EAA-9957I-A gskt. (8) EDB-99885-A gskt.												
◇ MJK	9502-A Consists of the following - (1) 8CM-9229 gskt. (2) B7A-9561I-C gskt. (2) 40-9608 gskt. (1) B7A-9871-B gskt. (2) B5A-9229-A "o" ring (1) B7A-9622-B seal (2) B7A-9634-A seal (1) B7A-9516-B gskt. -use with EDG-9510-E carb. (1) EDD-9516-A gskt. -use with EDG-9510-D carb. (1) EDJ-9516-A gskt. -use with EDJ-9510-A carb.												
† B8A	9502-B Consists of the following - (1) 8CM-9229 gskt. (2) B8A-9517-A gskt. (1) B7A-9563-A1 gskt. (1) B7A-9622-A1 seal (1) B8A-9871-A gskt. (2) 370457-S washer												
◇ MJK	9502-D Consists of the following - (1) 8CM-9229 gskt. (1) B8A-9447-A gskt. (1) B7A-9519-A gskt. (1) B7A-9580-A gskt. (2) B7A-9634-A seal (2) B7A-9853-B gskt. (1) B7A-9871-B gskt. (1) 40-9806 gskt.												
◇ B9A	9502-A Consists of the following - (1) 8CM-9229 gskt. (1) B9AE-9447-A gskt. (1) EDB-9516-A gskt. (1) B9TE-9A518-A gskt.												
	CONTINUED ON NEXT PAGE												
	♣Carter †Ford ◇Holley												

Carburetor Chart

DESCRIPTION, SIZE, ETC.

KIT (GASKET) CONTINUED

- (1) B9TE-9A522-A gskt.
- (2) B7AE-9580-A gskt.
- (1) 40-9608 gskt.
- (1) B9TE-9A522-B gskt.

- Consists of the following -
- (4) EDB-99885-A gskt.
 - (1) 40-9608 gskt.
 - (2) EDB-9853-B gskt.
 - (1) EDC-9516-A gskt.
 - (1) B9TE-9A518-A gskt.

- Consists of the following -
- (1) 8CM-9229 gskt.
 - (4) EDB-99885-A gskt.
 - (2) B7AE-9580-A gskt.
 - (1) EDB-9871-B gskt.
 - (1) EDB-9909-B gskt.
 - (1) EAA-99571-A gskt.
 - (1) B9TE-9A518-A gskt.

- Consists of the following -
- (1) 8CM-9229 gskt.
 - (1) EDG-9447-A gskt.
 - use with 383-4V(mod.)
 - (1) EDD-9516-A gskt.
 - use with 383-4V
 - (1) EDJ-9516-A gskt.
 - use with 430-4V
 - (2) 78-9563 gskt.
 - (1) B7AE-9580-A gskt.
 - (2) 40-9608 gskt.
 - (3) EDB-98853-B gskt.

- Consists of the following -
- (1) 8CM-9229 gskt.
 - (1) EDG-9447-A gskt.
 - (1) EDD-9516-A gskt.
 - (1) EDC-9516-B gskt.
 - (1) EDJ-9516-A gskt.
 - (1) B9TE-9A518-A gskt.
 - (2) B9TE-9A522-A gskt.
 - (1) B7AE-9580-A gskt.

CONTINUED ON NEXT PAGE

♦Carter †Ford ◊Holley

YEAR	CARBURETOR	NUMBER REQUIRED	1	I	I	I	I
59	† PB9M 9510-H ‡ 5752004						
59	♦ B9S 9510-A ‡ 5752040						
59	† PB9M 9510-B ‡ 5752005						
58/59	† PB9M 9510-D ‡ 5752425						
58/59	◊ B9ME 9510-A ◊ B9EM 9510-B						
58	◊ PB9M 9510-G ‡ 5752553						
58	◊ PB9M 9510-E ‡ 5752426						
58	◊ PB8M 9510-P ‡ ED-5750898						
58	◊ PB8M 9510-N ‡ ED-5750897						
58	◊ PB8M 9510-M ‡ ED-5750891						
58	† PB8M 9510-K ‡ 5751683						
58	† PB8M 9510-J ‡ 5751682						
58	◊ PB8M 9510-G ‡ 5751354						
58	◊ PB8M 9510-F ‡ 5750898						
58	◊ PB8M 9510-E ‡ 5750897						
58	◊ PB8M 9510-D ‡ 5750891						
58	◊ PB8M 9510-C ‡ 5750614						
58	◊ PB8M 9510-B ‡ 5750613						
58	◊ PB8M 9510-A ‡ 5751095						
58	◊ EDJ 9510-A						
58	◊ EDG 9510-D & E						
58	† EDG 9510-A & B						
57/58	◊ B7A 9510-U ‡ ECZ-9510-AD						
57	♦ B7A 9510-J ‡ ECZ-9510-AA						
57	◊ B7A 9510-H ‡ ECZ-9510-V						
57	♦ ECU 9510-F & G						
56	◊ B6A 9510-O ‡ ECZ-9510-L						
56	◊ B6A 9510-N ‡ ECZ-9510-G						
56	◊ B6A 9510-M ‡ ECZ-9510-B						
56	◊ B6A 9510-L ‡ ECZ-9510-A						
56	♦ ECZ 9510-F						

Carburetor Chart

GROUP AND PART NUMBER	DESCRIPTION, SIZE, ETC.	NUMBER REQUIRED	
9502	KIT (GASKET) CONTINUED		
† B9A 9502-B	(1) 40-9608 gskt. (2) 5752534 gskt. (3) EDB-9853-B gskt. (1) 372449-S washer Consists of the following - (1) 8CM-9229 gskt. (1) EDC-9561-A gskt. (1) EDC-9853-A gskt. (1) FDB-9909-A gskt. (1) EDB-9917-B gskt. (1) 370457-S washer	1	1
♣59MK 9502-B	Consists of the following - (1) B9ME-9A529-A gskt. (2) ECU-9569-A gskt. (1) ECU-99722-A gskt. (1) ECZ-99862-B gskt. (1) PB9M-9447-A gskt.		1
9503	DIA PHRAGM (SECONDARY THROTTLE)		
◇ EBY 9503-A	Also serviced in 9590 kit		
♣ ECZ 9503-A		1	
♣ B7A 9503-C	⊕ECZ-9503-D		
◇ B7A 9503-B	Also serviced in 9590 kit - ⊕ECZ-9503-F ☆ Use with carburetor EDG-9510-E only	1	1
◇ B8A 9503-A	Also serviced in 9590 kit - ⊕EDJ-9503-A ☆ Use with carburetor EDG-9510-D only	1	1
◇B9AZ 9A592-A	⊕5752241		
† B7A 9503-A	Also serviced in 9590 kit - ⊕ECZ-9503-E		1
† B8A 9503-B	☆ When using this diaphragm to replace B7A-9503-A the following parts must also be used with EDG-9510-A and B carburetors ⊕5751938 (1) B8A-9507-A cover (1) B8AZ-9B504-D spring (1) B8MY-9B504-A spring		1
359734-S	Retainer-spring-1/8"		
351825-S	Washer-"C" type-diaphragm to lever ♣Carter †Ford ◇Holley		

Carburetor Chart

GROUP AND PART NUMBER	DESCRIPTION, SIZE, ETC.	NUMBER REQUIRED											
9A504	BAFFLE (METERING BODY VENT) PRIMARY												
◇ B8A 9553-C	⊕EDC-9A504-A												
9B504	SPRING (SECONDARY THROTTLE DIAPHRAGM) RETURN												
◇B5AZ 9B504-A	⊕EBY-99511-A, EB5A-9504-A												
◆B7AZ 9B504-B	⊕ECZ-99511-C, EB7A-9504-B1												
◆B8AZ 9B504-A	⊕ECZ-99511-A, EB8A-9504-A												
◇B8AZ 9B504-C	⊕5751308, EB8A-9504-C												
†B8AZ 9B504-D	☆ When using this spring to replace B8A-9504-B on carburetors EDG-9510-A and B the following parts must also be used - ⊕5751939, EB8A-9504-D (1) B8A-9503-B diaphragm (1) B8A-9507-A cover (1) B8MY-9B504-A spring												
◇B8MY 9B504-B	⊕5752235, EBP8M-99511-C												
†B8MY 9B504-A	Secondary diaphragm vacuum restriction ☆ When installing this spring on carburetors EDG-9510-A and B the following parts must also be used - ⊕5751941, EBP8M-99511-B (1) B8A-9503-B diaphragm (1) B8A-9507-A cover (1) B8AZ-9B504-D spring												
9C504	ROD (SECONDARY THROTTLE CONTROL)												
◇ B5A 9C504-A	⊕EBY-99604-B, EB5A-9649-A												
◆B7AZ 9C504-B	⊕ECZ-99604-A, EB7A-9649-C												
◇B7AZ 9C504-A	⊕ECZ-99604-C, EB7A-9649-B												
◆B8AZ 9C504-B	⊕EDT-99604-A, EB8A-9649-B												
352200-S	Pin-cotter-3/64" x 3/8"												
353610-S	Retainer-hairpin												
	CONTINUED ON NEXT PAGE												
	◆Carter †Ford ◇Holley												

Carburetor Chart

GROUP AND PART NUMBER	DESCRIPTION, SIZE, ETC.	NUMBER REQUIRED											
9C504	ROD (SECONDARY THROTTLE CONTROL) CONTINUED												
359734-S	Retainer-hairpin-1/8"												
352456-S8	Washer-flat-1/8" I.D.												
353854-S8	Washer-flat-, 131" I.D. x .310" O.D. x .033" thick												
359725-S5	Washer-flat-5/32" I.D. x 19/64" O.D. x .020" thick												
9507	COVER (SECONDARY THROTTLE DIAPHRAGM)												
◇ B5A 9507-A	⊕EBY-99501-A												
◆ FCZ 9507-A	Cap - diaphragm housing												
◆ B7A 9507-C	⊕ECZ-99501-D												
◇ B7A 9507-B	⊕ECZ-99501-C												
† B8A 9507-A	☆ When using this cover to replace B7A-9507-A the following parts must be used with EDG-9510-A and B carburetors - ⊕5751940 (1) B8A-9503-B diaphragm (1) B8AZ-9B504-D spring (1) B8MY-9B504-A spring												
34802-S7	Lockwasher-No. 8-cover to housing												
31061-S8	Screw-fill. hd. -No. 8-32 x 3/4"-cover to housing												
31093-S	Screw-fill. hd. -No. 8-32 x 3/4"												
41593-S8	Screw-No. 8-32 x 3/4"-cover to housing												
359722-S8	Screw and washer-fill. hd. pointed-No. 8-32 x 1/2"												
9A507	BOWL & PLUGS (FLOAT) PRIMARY												
◇ B7A 9559-E	Must be used with B7T-9528-A - ⊕ECZ-99698-D												
◇ B8A 9559-D	⊕5751595												
◇ B8A 9559-F	⊕EDB-99698-C												
	CONTINUED ON NEXT PAGE ◆Carter †Ford ◇Holley												

Carburetor Chart

GROUP AND PART NUMBER	DESCRIPTION, SIZE, ETC.	NUMBER REQUIRED											
		1	2	3	4	5	6	7	8	9	10	11	12
9A507	BOWL & PLUGS (FLOAT) PRIMARY CONTINUED												
◇B9AE 9A507-A													
◇ B8A 9559-E	Ⓢ5751596												
◇B9AZ 9A507-A	ⓈEDG-99698-A												
◇B8MY 9A507-A	Ⓢ5752240, ⓈPP8M-99698-A												
◇ B8A 9559-G	ⓈEDC-99678-C												
359747-S2	Screw-No. 12-24 x 2-1/2"-bowl and plugs to body												
9508	COVER (SECONDARY THROTTLE DIAPHRAGM HOUSING)												
◇ B5A 9508-A	ⓈEY-99502-A												
42790-S7	Screw and washer assy. -fill. hd. -No. 6-32 x 1/4"-cover to housing												
9A508	BOWL & PLUGS (FLOAT) SECONDARY												
◇ B7A 9559-C	ⓈECZ-9706-A												
◇ B8A 9559-B	ⓈEDC-9706-A												
◇B8MY 9A508-A	Ⓢ5752238, ⓈPP8M-9706-A												
◇ B8A 9559-H	ⓈEDC-9706-B												
◇B9AZ 9A508-A	ⓈECG-9706-A												
372238-S8	Screw-special hd. -No. 12-24 x 1-57/64"												
9B508	BUSHING (SECONDARY THROTTLE DIAPHRAGM LEVER)												
◇B7AZ 9B508-A	ⓈECZ-99870-C, ⓈB7A-9657-A												
◇B8AZ 9B508-A	ⓈEDC-99870-A, ⓈB8A-9657-A												
	●Carter †Ford ◇Holley												

Carburetor Chart

GROUP AND PART NUMBER	DESCRIPTION, SIZE, ETC.	NUMBER REQUIRED											
		59	59	59	58/59	58	58	58	58	58	58	58	58
9A509	SPRING (PUMP CHAMBER VENT OPERATING ROD)												
◆B6MY 9A509-A	⊕ECZ-99705-A												
◇ B7A 9560-B	⊕EDB-99705-A												
◇ B8A 9560-B	⊕EDG-99705-B												
351826-S	Washer-"C"-attaches spring to vent rod												
9510	CARBURETOR ASSEMBLY												
	Refer to page number 376, 377, 378												
9A511	BODY & PLUGS (MAIN METERING) PRIMARY												
◇B7AZ 9A511-A	⊕ECZ-99952-A, ⓂB7A-9511-A												
◇B8MY 9A511-A	☆ Use with carburetor EDG-9510-D only - ⊕EDG-99952-A												
◇B8MY 9A511-C	☆ Use with carburetor EDG-9510-E only - ⊕5750137, ⓂB8M-99952-A												
◇B8LY 9A511-A	⊕EDJ-99952-A												
◇B9ME 9A511-A													
◇B8MY 9A511-F	⊕5752236, ⓂB8M-99953-A												
◇B8MY 9A511-E	⊕EDG-99952-B												
◇B8MY 9A511-B	⊕EDG-99952-C												
◇B8LY 9A511-B	⊕EDJ-99952-B												
◇B8MY 9A511-D	⊕5752237, ⓂB8M-99952-B												
358165-S	Connector-brass-1/8 pipe thread with 3/8"-24 female thread												
9B511	WEIGHT (PUMP DISCHARGE BALL)												
◇B7AZ 9B511-A	Also serviced in 9590 kit - ⊕EDB-99903-A, ⓂB7A-9556-A												
	◆Carter †Ford ◇Holley												

Carburetor Chart

YEAR	GROUP AND PART NUMBER	DESCRIPTION, SIZE, ETC.	NUMBER REQUIRED																		
59	† PB9M 9510-H ⊕ 5752004																				
59	▲ B9S 9510-A ⊕ 5752040																				
59	† PB9M 9510-B ⊕ 5752005																				
58/59	† PB9M 9510-D ⊕ 5752425																				
58/59	◇ B9ME 9510-A ◇ B9EM 9510-B																				
58	◇ PB9M 9510-G ⊕ 5752553																				
58	◇ PB9M 9510-E ⊕ 5752426																				
58	◇ PB8M 9510-P ⊕ ED-5750898																				
58	◇ PB8M 9510-N ⊕ ED-5750897																				
58	◇ PB8M 9510-M ⊕ ED-5750891																				
58	† PB8M 9510-K ⊕ 5751683																				
58	† PB8M 9510-J ⊕ 5751682																				
58	◇ PB8M 9510-G ⊕ 5751354																				
58	◇ PB8M 9510-F ⊕ 5750898																				
58	◇ PB8M 9510-E ⊕ 5750897																				
58	◇ PB8M 9510-D ⊕ 5750891																				
58	◇ PB8M 9510-C ⊕ 5750614																				
58	◇ PB8M 9510-B ⊕ 5750613																				
58	◇ PB8M 9510-A ⊕ 5751095																				
58	◇ EDJ 9510-A																				
58	◇ EDG 9510-D&E																				
58	† EDG 9510-A&B																				
57/58	◇ B7A 9510-U ⊕ ECZ-9510-AD																				
57	▲ B7A 9510-J ⊕ ECZ-9510-AA																				
57	◇ B7A 9510-H ⊕ ECZ-9510-V																				
57	▲ ECU 9510-F&G																				
56	◇ B6A 9510-Q ⊕ ECZ-9510-L																				
56	◇ B6A 9510-N ⊕ ECZ-9510-G																				
56	◇ B6A 9510-M ⊕ ECZ-9510-B																				
56	◇ B6A 9510-L ⊕ ECZ-9510-A																				
56	▲ ECZ 9510-F																				

GROUP AND PART NUMBER	DESCRIPTION, SIZE, ETC.																				
9512	BODY & PLUGS (MAIN)																				
◇ B6A 9512-F	Use with B6A-9564-B, B6A-9944-A, B6A-9945-A and B6A-9959-A - ⊕ ECZ-9512-B																				
◇ B7A 9512-D	⊕ ECZ-9512-D																				
† EDG 9512-C	☆ Use with carburetor EDG-9510-A only																				
◇ EDG 9512-B	☆ Use with carburetor EDG-9510-D only																				
◇ PB8M 9512-A	☆ Use with carburetor EDG-9510-E only - ⊕ 5750136																				
◇ EDJ 9512-A																					
◇ PB8M 9512-G	⊕ 5752228																				
◇ PB8M 9512-H	⊕ 5752229																				
◇ PB8M 9512-K	⊕ 5752505																				
◇ B9LE 9512-A																					
† PB8M 9512-C	⊕ 5752028 ☆ Use with carburetor EDG-9510-B only																				
† PB8M 9512-D	⊕ 5752019 ☆ Use with carburetor EDG-9510-A																				
† PB8M 9512-J	⊕ 5752504																				
◇ B9ME 9512-C																					
† B9ME 9512-A																					
† B9ME 9512-B																					
353080-S	Ball-steel-3/8" diameter-used in accelerator pump inlet passage																				
358165-S	Connector-3/8 pipe thread																				
370979-S	Plug-cup-use as secondary bore plugs																				
355107-S7	Screw-special hex. hd. slotted																				
370820-S8B	Screw-set-No. 8-32 x 3/8"-use as secondary throttle idle adjusting screw																				
	▲ Carter † Ford ◇ Holley																				

Carburetor Chart

GROUP AND PART NUMBER		DESCRIPTION, SIZE, ETC.		NUMBER REQUIRED				YEAR	CARBURETOR
9B512	ROD (THROTTLE CONNECTOR)								
♦B6MY	9B512-A	Also serviced in 9590 kit - ⊕ECZ-99798-A							
	359734-S	Retainer-spring-1/8"-hair pin type							
	359727-S7	Washer-flat-1/8" I. D. x 5/16" O. D. x 1/84" thick							
9513	BODY (MAIN METERING) SECONDARY								
		See basic part number 9C522							
9A513	BODY & PLUGS (MAIN METERING) SECONDARY								
◊B8LY	9A513-A	⊕EDJ-99953-A							
◊B8LY	9A513-B	⊕5752237, EBP8M-99952-B						1	
◊B7AZ	9A513-A	⊕ECZ-99953-A, ♂B7A-9513-A						1	
9B513	PISTON (VACUUM)								
♦B6MY	9B513-A	Piston and pin - vacuum - ⊕ECZ-99845-A						1	
♦B7AZ	9B513-A	⊕ECZ-99845-B, ♂B7A-9904-C						2	
9514	PLATE (METERING BODY) SECONDARY								
◊ B8A	9514-A	⊕EDC-9A503-A						1	
9A515	ROD (ACCELERATOR PUMP LINK TO VENT LEVER)								
◊ B7A	9531-C	⊕EDB-99863-C						1	
◊ B8A	9531-A	⊕EDC-99863-A						1	
◊B9AE	9A515-A							1	
		♦Carter †Ford ◊Holley						1	

Carburetor Chart

GROUP AND PART NUMBER	DESCRIPTION, SIZE, ETC.	NUMBER REQUIRED											
9516	GASKET (MAIN BODY TO THROTTLE BODY)												
◇ 8CM 9516	Also serviced in 9502 and 9590 kits												
◆ ECZ 9516-A	Also serviced in 9502 and 9590 kits												
◆ ECU 9516-C	Also serviced in 9502 and 9590 kits												
◇ B7A 9516-B	Also serviced in 9502 and 9590 kits - ⊕ECZ-9516-B * Use with carburetor EDG-9510-E only												
◇ B8A 9516-A	Also serviced in 9502 and 9590 kits - ⊕EDD-9516-A * Use with carburetor EDG-9510-D only												
◇ B8S 9516-A	Also serviced in 9502 and 9590 kits - ⊕EDJ-9516-A												
◇ EDC 9516-A													
◇ B7A 9516-A	Also serviced in 9502 and 9590 kits - ⊕EDB-9516-A												
9A516	NEEDLE (ACCELERATOR PUMP DISCHARGE)												
◇A8TZ 9A516-A	Also serviced in 9590 kit - ⊕8CM-9902												
◆B7MY 9A516-A	Also serviced in 9590 kit - ⊕ECZ-9902-A												
◆B7AZ 9A516-A	Also serviced in 9590 kit - ⊕ECZ-9902-B, ⊕B7A-9902-A												
◇B9TE 9A516-A													
9A517	BAFFLE (FLOAT BOWL) SECONDARY												
◇B9TE 9A517-B													
◇ B7A 9553-C	⊕ECZ-99951-A												
◇ B8A 9553-B	⊕EDC-99951-A												
9518	BODY & SHAFT (THROTTLE)												
◆ ECZ 9518-C													
	CONTINUED ON NEXT PAGE ◆Carter †Ford ◇Holley												

Carburetor Chart

DESCRIPTION, SIZE, ETC.

GROUP AND PART NUMBER	DESCRIPTION, SIZE, ETC.	NUMBER REQUIRED									
9518	BODY & SHAFT (THROTTLE) CONTINUED										
ECU 9518-D											
B7A 9518-B	ECZ-9518-F										
EDG 9518-A	* Use with carburetor EDG-9510-D only										
PB8M 9518-A	5750138 * Use with carburetor EDG-9510-E only										
EDG 9518-B											
EDJ 9518-A											
PB8M 9518-B	5751307										
PB8M 9518-C	5752233										
EDG 9518-C											
EDJ 9518-B											
B9AE 9518-A											
B9LE 9518-A											
B9ME 9518-A											
351821-S	Bolt-fill, hd. -5/16"-24 x 3-1/4"-throttle body to main body										
43262-S8	Bolt and lockwasher-fill, hd. -5/16"-24 x 7/8"-throttle body to main body										
354964-S	Elbow-distributor and fuel pump vacuum pipes-used on models not equipped with power brakes										
353855-S	Lockwasher-5/16"										
33798-S	Nut-hex. -5/16"-24-throttle body and shaft to main body										
359730-S	Plug-rd. hd. -9/32" diameter x 5/16" diameter-port passage in throttle body										
37775-S18	Screw-fill, hd. No. 10-32 x 1-3/8"-throttle idle adjusting										
	CONTINUED ON NEXT PAGE										
	ECU †Ford †Holley										

Carburetor Chart

DESCRIPTION, SIZE, ETC.

GROUP AND PART NUMBER

GROUP AND PART NUMBER	DESCRIPTION, SIZE, ETC.	NUMBER REQUIRED											
9518	BODY & SHAFT (THROTTLE) CONTINUED												
352892-SB8	Screw-fill hd.-dog point-No. 10-32 x 7/8"-throttle adjusting cam												
359710-S8	Screw and washer assy. -fill. hd. -attaches throttle body and shaft to main body												
359736-S2	Screw and washer assy. -fill. hd. -No. 12-24 x 13/16"-throttle body and shaft to body and plugs assy.												
359749-S	Screw-set-No. 8-32 x 3/8"-use as secondary throttle diaphragm operating lever adjusting screw												
9A518	GASKET (MAIN METERING BODY)												
◊B9TE 9A518-A	Also serviced in 9502 kit												
◊ B8A 9561-D	Secondary - also serviced in 9502 kit-#5752530												
9A519	SPRING (FLOAT)												
◊B6AZ 9A519-A	Must be used with B6A-9550-B - also serviced in 9590 kit - #ECZ-9958-A, BB6A-9958-A												
◆B7LY 9A519-A	Float lifter - #ECU-9958-A												
◊B7AZ 9A519-A	#EDB-9958-A, BB7A-9958-A1												
◊B9TE 9A519-B													
9A520	ADAPTOR (FUEL INLET)												
◊B5AZ 9A520-B	Main body to throttle body - #ECK-9224-A, BB5A-9224-A												
◊B2TZ 9A520-A	#8CM-9224-B												
◊B8AZ 9A520-A	Fuel inlet fitting - #372240-S, BB8A-9224-A												
†COAE 9A520-A	#EDG-9224-B, BB7A-9224-A												
◆B7AZ 9A520-B	#ECZ-9224-A, BB7A-9224-B												
	◆Carter †Ford ◊Holley												

Carburetor Chart

GROUP AND PART NUMBER	DESCRIPTION, SIZE, ETC.	NUMBER REQUIRED											
9A522	GASKET (FUEL VALVE ADJUSTING SCREW) See basic part number 9569												
9C522	BODY (MAIN METERING) SECONDARY												
◇ B8A 9513-C	⊕EDC-99892-B												
◇ B8MY 9C522-A	⊕EDD-99892-A												
◇ B8LY 9C522-A	⊕EDJ-99892-A												
372243-S8	Screw-lock flat hd. -No. 8-32 x 9/16"												
9A523	SUPPORT (BOOSTER VENTURI) See basic part number 9-9494												
9524	HORN & PLUGS (AIR)												
◇ B5A 9524-A	⊕ECK-9524-A												
◆ B6ME 9524-A													
◆ ECU 9524-C													
◆ B7A 9984-A	⊕FCZ-9524-C												
†B9AE 99937-B	Less shaft												
†B9ME 99937-D	Less shaft												
†B9ME 99937-C	Less shaft												
34803-S7	Lockwasher-No. 10												
359702-S	Plug-rd. -hd. -1/8" diameter x 5/32" long- accelerator pump passages in air horn												
31628-S7	Screw-fill. hd. -No. 10-32 x 5/8"-air horn to throttle body												
35971-S8	Screw and washer assy. - fill. hd. -No. 8-32 x 5/16"- air horn to main body												
	CONTINUED ON NEXT PAGE ◆Carter †Ford ◇Holley												

Carburetor Chart

DESCRIPTION, SIZE, ETC.

GROUP AND PART NUMBER

GROUP AND PART NUMBER	DESCRIPTION, SIZE, ETC.	NUMBER REQUIRED											
9524	HORN & PLUGS (AIR) CONTINUED												
359716-S	Screw and washer assy. - fill. hd. - No. 10-32 x 5/8" - air horn to main body												
359718-S	Screw and washer assy. - fill. hd. - No. 10-32 x 1-1/4" - air horn to main body												
354826-S	Screw and washer - fill. hd. - No. 10-32 x 7/16"												
370003-58	Screw and lockwasher - No. 10-32 x 11/16" - air horn to main body												
9A525	LEVER (THROTTLE SHAFT) SECONDARY												
◆B9ME 9A525-A													
359709-S7	Screw - truss hd. - No. 10-32 x 5/16"												
359727-S7	Washer - rectangular - .279" x .378" I. D. x 5/8" x 15/32" O. D.												
9526	ROD (ACCELERATOR PUMP PISTON OPERATING)												
◇ B6A 9531-B	Use with B6A-9984-A, B and C - @ECZ-9531-A												
◇ B6A 9531-C	Use with B6A-9984-D - @ECZ-9531-C												
◆ ECZ 9531-B	Link for pump arm												
◆ ECU 9531-C													
◆ B7A 9526-E	Also serviced in 9590 kit - @ECZ-9531-D												
◇ B7A 9526-D	@EDB-9531-A												
◇ B8A 9526-B	@5752246												
370052-S2	Nut - sleeve - No. 10-32 x 17/64"												
359734-S	Retainer - spring - 1/8"												
370050-S2	Screw - hex. hd. slotted - No. 10-32 x 1/2"												
351825-S	Washer - "C"												
	◆Carter †Ford ◇Holley												

59	† PB9M 9510-H ⊕ 5752004												
59	◆ B95 9510-A ⊕ 5752040												
59	† PB9M 9510-B ⊕ 5752005												
58/59	† PB9M 9510-D ⊕ 5752425												
58/59	◇ B9ME 9510-A ◇ B9EM 9510-B												
58	◇ PB9M 9510-G ⊕ 5752553												
58	◇ PB9M 9510-E ⊕ 5752426												
58	◇ PB8M 9510-P ⊕ ED-5750898												
58	◇ PB8M 9510-N ⊕ ED-5750897												
58	◇ PB8M 9510-M ⊕ ED-5750891												
58	† PB8M 9510-K ⊕ 5751683												
58	† PB8M 9510-J ⊕ 5751682												
58	◇ PB8M 9510-G ⊕ 5751354												
58	◇ PB8M 9510-F ⊕ 5750898												
58	◇ PB8M 9510-E ⊕ 5750897												
58	◇ PB8M 9510-D ⊕ 5750891												
58	◇ PB8M 9510-C ⊕ 5750614												
58	◇ PB8M 9510-B ⊕ 5750613												
58	◇ PB8M 9510-A ⊕ 5751095												
58	◇ EDJ 9510-A												
58	◇ EDG 9510-D & E												
58	† EDG 9510-A & B												
57/58	◇ B7A 9510-U ⊕ ECZ-9510-AD												
57	◆ B7A 9510-J ⊕ ECZ-9510-AA	8	7		AR								
57	◇ B7A 9510-H ⊕ ECZ-9510-V												
57	◆ ECU 9510-F & G	8	7										
56	◇ B6A 9510-O ⊕ ECZ-9510-L					2	2	2					
56	◇ B6A 9510-N ⊕ ECZ-9510-G					2	2	2					
56	◇ B6A 9510-M ⊕ ECZ-9510-B					2	2	2					
56	◇ B6A 9510-L ⊕ ECZ-9510-A					2	2	2					
56	◆ ECZ 9510 F	8	7										

Carburetor Chart

GROUP AND PART NUMBER	DESCRIPTION, SIZE, ETC.	NUMBER REQUIRED									
9526	ROD (ACCELERATOR PUMP LINK TO THROTTLE LEVER)										
†COAE 9B542-A	Pump link to throttle lever - 4-5/16" overall length										
37032757	Pin-spring-3/16" x 1/2"-link to cover										
37045638B	Retainer-spring-rod to overtravel lever										
9526	LINK (ACCELERATOR PUMP)										
◇ EAD 9526-C	Also serviced in 9590 kit										
354614-S	Stud-rd. hd. slotted-No. 8-32 x 23/32"										
351825-S	Washer-"C" type-link to pump rod										
9A526	ROD (METERING)										
♣B6MY 9A526-A	0 to 5000 feet altitude-also serviced in 9590 kit - ⊕ECZ-99715-A										
♣B6MY 9A526-B	5000 to 10000 feet altitude - ⊕ECZ-99715-C										
♣B6MY 9A526-C	10000 to 15000 feet altitude - ⊕ECZ-99715-D										
♣B7AZ 9A526-C	Also serviced in 9590 kit - ⊕ECZ-99715-G, HB7A-9834-D										
♣B7AZ 9A526-A	5000 to 10000 feet altitude - ⊕ECZ-99715-E, HB7A-9834-B										
♣B7LY 9A526-B	0 to 5000 feet altitude - also serviced in 9590 kit - ⊕ECU-99715-D										
♣B7LY 9A526-A	5000 to 10000 feet altitude - ⊕ECU-99715-B										
♣B9LE 9A526-A	0 to 5000 feet altitude - also serviced in 9590 kit										
♣B9ME 9A526-B	5000 to 10000 feet altitude										
♣B9ME 9A526-C	10000 to 15000 feet altitude										
	♣Carter †Ford ◇Holley										

Carburetor Chart

DESCRIPTION, SIZE, ETC.

GROUP AND
PART NUMBER

NUMBER REQUIRED

59	† PB9M 9510-H # 5752004																						
59	♣ B9S 9510-A # 5752040																						1
59	† PB9M 9510-B # 5752005																						
58/59	† PB9M 9510-D # 5752425																						
58/59	◇ B9ME 9510-A ◇ B9EM 9510-B																						
58	◇ PB9M 9510-G # 5752553																						
58	◇ PB9M 9510-E # 5752426																						
58	◇ PB8M 9510-P # ED-5750898																						
58	◇ PB8M 9510-N # ED-5750897																						
58	◇ PB8M 9510-M # ED-5750891																						
58	† PB8M 9510-K # 5751683																						
58	† PB8M 9510-J # 5751682																						
58	◇ PB8M 9510-G # 5751354																						
58	◇ PB8M 9510-F # 5750898																						
58	◇ PB8M 9510-E # 5750897																						
58	◇ PB8M 9510-D # 5750891																						
58	◇ PB8M 9510-C # 5750614																						
58	◇ PB8M 9510-B # 5750613																						
58	◇ PB8M 9510-A # 5751095																						
58	◇ EDJ 9510-A																						
58	◇ EDG 9510-D&E																						
58	† EDG 9510-A&B																						
57/58	◇ B7A 9510-U # ECZ-9510-AD																						
57	♣ B7A 9510-J # ECZ-9510-AA																						
57	◇ B7A 9510-H # ECZ-9510-V																						
57	♣ ECU 9510-F&G																						
56	◇ B6A 9510-Q # ECZ-9510-L																						
56	◇ B6A 9510-N # ECZ-9510-G																						
56	◇ B6A 9510-M # ECZ-9510-B																						
56	◇ B6A 9510-L # ECZ-9510-A																						
56	♣ ECZ 9510-F																						

YEAR	CARBURETOR	DESCRIPTION, SIZE, ETC.	NUMBER REQUIRED
	9B526	KIT (MAIN WELL REPAIR)	
	♣B9SZ 9B526-A	Consists of the following - (2) B9LE-9B522-A gasket (2) 370017-S7 plug Refer to Service Bulletin No. 20 dated 7-3-59	
	9-9526	SCREEN (FILTER)	
	♣B9ME 99526-A		
	9A527	ROD (DASHPOT CONNECTING)	
	♣B9AZ 9A527-A	#ECZ-99935-A, BB7A-9837-A	
	♣B9ME 9A527-A		
	359734-S	Retainer-hairpin-1/8"	
	9528	COVER (ACCELERATOR PUMP)	
	◇ B7T 9528-A	☆ Must be used with B7A-9559-E when installed on B7A-9510-H carburetor - #ECR-99528-A	
	† B8A 9528-A	Less link - #EDC-99528-A	
	◇PB8M 99528-A	#5752239	
	◇ B8A 9528-B	Less link - also serviced in B8A-9528-B1 kit	
	31077-S	Screw-fill. hd. -No. 8-32 x 5/8"	
	353672-S8	Screw and washer-fill. hd. -No. 6-32-1/2"	
	34802-S	Washer-No. 8	
	9528	KIT (ACCELERATOR PUMP COVER ASSEMBLY)	
	◇ B8A 9528-B1	Consists of the following - (1) B8A-9528-B cover (4) 42350-S screw (4) 359757-S2 screw ☆ Must be used with B7A-9559-E when installed on B7A-9510-H carburetor	
		♣Carter †Ford ◇Holley	

Carburetor Chart

DESCRIPTION, SIZE, ETC.

TUBE (SECONDARY VENTURI FUEL SUPPLY METERING JET)

GROUP AND PART NUMBER	DESCRIPTION, SIZE, ETC.	NUMBER REQUIRED									
9A528											
◊B5AZ 9A528-A	Stamped "78" - 0 to 5000 feet altitude - also serviced in 9590 kit - ⊕ECZ-99938-A, BB5A-9648-A										
◊B6AZ 9A528-A	Stamped "55" - 10000 to 15000 feet altitude - ⊕ECZ-99938-B, BB6A-9648-A										
♣B6MY 9A528-A	Jet - ⊕ECZ-99938-A * Use with carburetor ECZ-9510-D only										
♣B6MY 9A528-B	Jet - ⊕ECZ-99938-C										
♣B7LY 9A528-A	Jet - ⊕ECU-99938-B										
♣B7A 9648-A	Secondary - 0 to 10000 feet altitude - ⊕ECZ-99938-D										
♣B7A 9648-B	Secondary - 10000 feet altitude and higher										
9529	ARM (PUMP PISTON)										
♣ECZ 99727-A											
♣B7A 9529-C	Also serviced in 9590 kit - ⊕ECZ-99777-B										
♣ECU 99777-A											
370007-S	Screw-No. 8-32 x 45/64"										
9529	LINK (ACCELERATOR PUMP)										
†COAE 9529-A											
74271-S	Spring-retainer-3/32"										
9A529	GASKET (MAIN BODY COVER PLATE)										
♣B7MY 9A529-A	Also serviced in 9502 kit - ⊕ECZ-9985-A										
◊B5A 9985-A	Also serviced in 9502 kit - ⊕ECZ-9985-A										
♣B9ME 9A529-A											
	♣Carter †Ford ◊Holley										

Carburetor Chart

GROUP AND PART NUMBER	DESCRIPTION, SIZE, ETC.
------------------------------	--------------------------------

GROUP AND PART NUMBER		DESCRIPTION, SIZE, ETC.	NUMBER REQUIRED																			
9A530			VENTURI (SECONDARY) R. H.																			
●B9LE	9A530-A	Screw-fill. hd. tap. -No. 12-24 x 1-1/2"		1	2					1	2					1	2					
	40348-S																					
9A531			VENTURI (PRIMARY) L. H.																			
●B9LE	9A531-A	Screw-fill. hd. tap. -No. 12-24 x 1-1/2"																				
	40348-S																					
9531			ROD (PUMP OPERATING)																			
● B7A	9531-D										1											
	40348-S																					
9A532			VENTURI (SECONDARY) L. H.																			
●B9LE	9A532-A	Screw-fill. hd. tap. -No. 12-24 x 1-1/2"																				
	40348-S																					
9533			JET (METERING)																			
● B7A	9533-A	Primary - .0935 - also serviced in 9590 kit - @ECZ-9533-A																			2	
†B4T	9533-B		Primary - .053 - @8EL-9533-B ★ Used at 0 to 5000 feet altitude with 312 Holley carburetors in 1956 ★ Used at 5000 to 10000 feet altitude with 312 Holley carburetors in 1957 ★ Used at 10000 to 15000 feet altitude with Ford carburetors in 1958-59																			2★
◇	78	9533-B ★ Used as primary at 10000 to 15000 feet altitude in 1956 ★ Used as secondary at 0 to 15000 feet altitude in 1957-58																				2★
†B4T	9533-A	Primary - .055 - @8EL-9533-A ★ Used at 0 to 5000 feet altitude with 312-4V Holley in 1957-58																				2★
CONTINUED ON NEXT PAGE																						
●Carter ◇Holley																						

Carburetor Chart

YEAR	GROUP AND PART NUMBER	DESCRIPTION, SIZE, ETC.									
	9533	JET (METERING) CONTINUED									
	†066H	9533	<p>☆ Used at 5000 to 10000 feet altitude with Ford carburetors EDG-9510-B, PB8M-9510-K, PB9M-9510-B</p> <p>☆ Used at 10000 to 15000 feet altitude with Ford carburetor PB9M-9510-H</p>								
	♦ ECU	9533-A	<p>Primary - .052</p> <p>☆ Used at 5000 to 10000 feet altitude with 312-4V Holley carburetors in 1957-58</p> <p>☆ Used at 5000 to 10000 feet altitude with 312-2V Holley carburetors in 1958-59</p> <p>☆ Used at 0 to 5000 feet altitude with Ford carburetor EDG-9510-E in 1958</p>								
	†066H	9533	<p>Primary - .054</p> <p>☆ Used at 0 to 5000 feet altitude with 312-2V Holley carburetors in 1958-59</p> <p>☆ Used at 5000 to 10000 feet altitude with Ford carburetors EDG-9510-B, PB8M-9510-K and PB9M-9510-D</p>								
	† 1GA	9533-A	<p>Secondary - .064</p> <p>☆ Used at 5000 to 10000 feet altitude with Ford carburetor EDG-9510-B</p>								
	† 1GA	9533-B	<p>.062</p> <p>☆ Used as primary at 0 to 5000 feet altitude with 383 Holley carburetors</p> <p>☆ Used as secondary at 10000 to 15000 feet altitude with Ford carburetors</p>								
	◇ 5GA	9533-A	<p>Primary - .065 - 0 to 5000 feet altitude</p>								
	†05GA	9533-B	<p>.063</p> <p>☆ Used as secondary at 5000 to 10000 feet altitude with Ford carburetors</p> <p>☆ Used at 5000 to 10000 feet altitude with PB8M-9510-C carburetor</p>								
	† B4C	9533-A	<p>Secondary - .067 - @FBR-9533-A</p> <p>0 to 5000 feet altitude</p> <p>☆ Used with EDG-9510-B</p>								
	†0B4Q	9533-A	<p>.061 - @5GA-9533-C</p> <p>☆ Used as secondary at 10000 to 15000 feet altitude with Ford carburetors</p>								

NUMBER REQUIRED

CONTINUED ON NEXT PAGE

♦Carter †Ford ◇Holley

Carburetor Chart

YEAR	CARBURETOR	NUMBER REQUIRED									
59	† PB9M 9510-H ⊕ 5752004										
59	♣ B9S 9510-A ⊕ 5752040										
59	† PB9M 9510-B ⊕ 5752005										
58/59	† PB9M 9510-D ⊕ 5752425				2						
58/59	◇ B9ME 9510-A ◇ B9EM 9510-B									2	2
58	◇ PB9M 9510-G ⊕ 5752553									2	2
58	◇ PB9M 9510-E ⊕ 5752426									2	2
58	◇ PB8M 9510-P ⊕ ED-5750898										
58	◇ PB8M 9510-N ⊕ ED-5750897										
58	◇ PB8M 9510-M ⊕ ED-5750891										
58	† PB8M 9510-K ⊕ 5751683										
58	† PB8M 9510-J ⊕ 5751682				2					2	2
58	◇ PB8M 9510-G ⊕ 5751354										
58	◇ PB8M 9510-F ⊕ 5750898										
58	◇ PB8M 9510-E ⊕ 5750897										
58	◇ PB8M 9510-D ⊕ 5750891										
58	◇ PB8M 9510-C ⊕ 5750614										
58	◇ PB8M 9510-B ⊕ 5750613										
58	◇ PB8M 9510-A ⊕ 5751095										
58	◇ EDJ 9510-A										
58	◇ EDG 9510-D&E			2							
58	† EDG 9510-A&B				2						
57/58	◇ B7A 9510-U ⊕ ECZ-9510-AD										
57	♣ B7A 9510-J ⊕ ECZ-9510-AA										
57	◇ B7A 9510-H ⊕ ECZ-9510-V										
57	♣ ECU 9510-F&G										
56	◇ B6A 9510-O ⊕ ECZ-9510-L										
56	◇ B6A 9510-N ⊕ ECZ-9510-G										
56	◇ B6A 9510-M ⊕ ECZ-9510-B										
56	◇ B6A 9510-L ⊕ ECZ-9510-A										
56	♣ ECZ 9510-F										

GROUP AND PART NUMBER	DESCRIPTION, SIZE, ETC.
9533	JET (METERING) CONTINUED
	☆ Used as primary at 10000 to 15000 feet altitude with Holley carburetors
◇ 59A 9533-D	.059 ☆ Used as primary at 10000 to 15000 feet altitude with EDG-9510-D only ☆ Used as secondary at 0 to 15000 feet altitude with EDG-9510-E only
† 8MB 9533-B	Secondary - .066 - also serviced in 9590 kit - 0 to 5000 feet altitude ☆ Used with EDG-9510-A only
◇ 8MB 9533-A	Secondary - .068 - 0 to 15000 feet altitude ☆ Used with EDG-9510-D only
◇ 59A 9533-B	.049 ☆ Used as secondary at 5000 to 10000 feet altitude with Ford carburetors in 1958-59 ☆ Used as primary at 5000 to 10000 feet altitude with Holley carburetors in 1958
† 59A 9533-C	Primary - .047 - 5000 to 10000 feet altitude ☆ Used with EDG-9510-A only
† 59A 9533-D	Primary - .045 - 10000 to 15000 feet altitude ☆ Used with EDG-9510-A only
†◇ 78 9533-A	Primary - .050 ☆ Used at 10000 to 15000 feet altitude with carburetor B9ME-9510-A and B9EM-9510-B ☆ Used at 5000 to 10000 feet altitude with carburetors EDG-9510-E, PB8M-9510-D, M and PB9M-9510-G ☆ Used at 0 to 5000 feet altitude with carburetors EDG-9510-A and PB8M-9510-J
† 78 9533-E	Secondary - .056 - 10000 to 15000 feet altitude ☆ Used with carburetor EDG-9510-A
†◇ 78 9533-F	Primary - .058 - 0 to 5000 feet altitude ☆ Used with carburetor EDG-9510-A
†◇ 1GA 9533-C	.060 ☆ Used as primary at 5000 to 10000 feet altitude with carburetors EDG-9510-D, PB8M-9510-F and PB9M-9510-G ☆ Used at 0 to 5000 feet altitude with carburetor PB8M-9510-C
	CONTINUED ON NEXT PAGE
	♣Carter †Ford ◇Holley

Carburetor Chart

YEAR	CARBURETOR	NUMBER REQUIRED
59	† PB9M 9510-H ⊕ 5752004	2☆
59	♣ B9S 9510-A ⊕ 5752040	2
59	† PB9M 9510-B ⊕ 5752005	2☆
58/59	† PB9M 9510-D ⊕ 5752425	2☆
58/59	◇ B9ME 9510-A ◇ B9EM 9510-B	
58	◇ PB9M 9510-G ⊕ 5752553	
58	◇ PB9M 9510-E ⊕ 5752426	
58	◇ PB8M 9510-P ⊕ ED-5750898	
58	◇ PB8M 9510-N ⊕ ED-5750897	
58	◇ PB8M 9510-M ⊕ ED-5750891	
58	† PB8M 9510-K ⊕ 5751683	
58	† PB8M 9510-J ⊕ 5751682	
58	◇ PB8M 9510-G ⊕ 5751354	
58	◇ PB8M 9510-F ⊕ 5750898	
58	◇ PB8M 9510-E ⊕ 5750897	
58	◇ PB8M 9510-D ⊕ 5750891	
58	◇ PB8M 9510-C ⊕ 5750614	
58	◇ PB8M 9510-B ⊕ 5750613	
58	◇ PB8M 9510-A ⊕ 5751095	
58	◇ EDJ 9510-A	
58	◇ EDG 9510-D&E	
58	† EDG 9510-A&B	
57/58	◇ B7A 9510-U ⊕ ECZ-9510-AD	
57	♣ B7A 9510-J ⊕ ECZ-9510-AA	1☆
57	◇ B7A 9510-H ⊕ ECZ-9510-V	
57	♣ ECU 9510-F&G	1☆
56	◇ B6A 9510-Q ⊕ ECZ-9510-L	
56	◇ B6A 9510-N ⊕ ECZ-9510-G	
56	◇ B6A 9510-M ⊕ ECZ-9510-B	
56	◇ B6A 9510-L ⊕ ECZ-9510-A	
56	♣ ECZ 9510-F	

GROUP AND PART NUMBER	DESCRIPTION, SIZE, ETC.
9533	JET (METERING) CONTINUED ☆ Used at 0 to 5000 feet altitude on models equipped with S/T with carburetor PB9M-9510-B and H Primary - .057 ☆ Used at 0 to 5000 feet altitude with carburetor PB9M-9510-D ☆ Used at 5000 to 10000 feet altitude with carburetor PB9M-9510-B and H Secondary - 0 to 15000 feet altitude Consists of the following - (2) ECU-9533-B metering jet (2) B7A-9834-C metering rod ☆ Used at 10000 feet altitude and higher Consists of the following - (2) ECU-9533-B metering jet (2) ECU-99715-C metering rod ☆ Used at 10000 feet altitude and higher
† 26H 9533	
♣B9LE 9A528-A	
♣ MHK 9533-B	
♣ MHK 9533-A	
9A533	VENTURI (PRIMARY) R. H.
♣B9LE 9A533-A	
40348-S	Screw-fill. hd. tap. -No. 12-24 x 1-1/2"
9534	TUBE (FLOAT BOWL CONNECTING)
◇ B7A 9534-A	⊕ ECZ-99896-A
◇ B8A 9534-B	⊕ EDC-99896-A
9534	LEVER (THROTTLE)
◇B8MY 9534-A	⊕ 5752232, ⊕ PB8M-95863-A
9A534	SHAFT, VALVE & WEIGHT ASSEMBLY (AUXILIARY THROTTLE)
♣B9ME 9A534-A	♣Carter †Ford ◇Holley

Carburetor Chart

GROUP AND PART NUMBER	DESCRIPTION, SIZE, ETC.	YEAR	NUMBER REQUIRED															
			59	59	59	58/59	58/59	58	58	58	58	58	58	58	58	58	58	
9535	PACKING (ACCELERATOR PUMP PISTON OPERATING ROD)																	
◊ EAD	Felt - upper - in main body																	
351336-S8	Washer-flat-1/4" I. D. x 3/8" O. D.																	
9A535	LEVER (CHOKE SHAFT)																	
◊B7AZ 9A535-C	◊EDB-9551-D, BB7A-9615-C																	
370049-S	Screw-fill. hd. -No. 8-32 x 1/2"																	
370051-S2	Screw and washer-No. 10-32 x 5/16"																	
9A535	LEVER (BELL CRANK ADJUSTING)																	
†B8AZ 9A535-A	◊EDC-A99615-A, BB8A-9615-A																	
34052-S	Nut-plain-No. 8-32																	
31805-S8B	Screw-fill. hd. -No. 8-32 x 11/16"																	
351107-S	Washer-brass-.190"/.196" I. D. x .375" O. D. x .015" thick																	
351825-S	Washer-"C"																	
44709-S8B	Washer-flat-No. 7																	
9A535	LEVER (THROTTLE SHAFT PRIMARY)																	
● B7A 9A535-B	◊ECZ-9615-B, BB7A-9615-B																	
359709-S7	Screw-truss hd. -No. 10-32 x 5/16"																	
359727-S7	Washer-rectangular-.378" x .279" I. D. x 5/8" x 15/32" O. D.																	
	●Carter †Ford ◊Holley																	

Carburetor Chart

GROUP AND PART NUMBER	DESCRIPTION, SIZE, ETC.	NUMBER REQUIRED																						
		59	59	59	58/59	58/59	58	58	58	58	58	58	58	58	57/58	57	57	57	56	56	56	56	YEAR	
9A535	LEVER (SECONDARY THROTTLE OPERATING)																							
◆B9ME 9A535-A			1																					
9536	CAM (ACCELERATOR PUMP DIAPHRAGM OPERATING)																							
◇ B7A 9536-A	◆EDB-9526-A																							
◇B8QH 9536-A	◆EDJ-9526-A																							
9A536	GASKET (BOOSTER VENTURI)																							
◆B7AZ 9A536-B	Also serviced in 9502 and 9590 kits - ◆ECZ-99723-A, BB7A-9517-B																							
†B8AZ 9A536-A	Support gasket - also serviced in 9502 and 9590 kits - ◆EDC-99723-A, BB8A-9517-A																							
◆B9ME 9A536-A	Secondary - also serviced in 9502 kit																							
9A537	LEVER (THROTTLE SHAFT AUXILIARY)																							
◆B7MY 9A537-A	◆ECZ-9832-A																							
◆B7AZ 9A537-A	◆ECZ-9832-B, BB7A-9832-A																							
◆B9ME 9A537-A	Secondary throttle stop outer																							
	CONTINUED ON NEXT PAGE																							
	◆Carter †Ford ◇Holley																							

Carburetor Chart

DESCRIPTION, SIZE, ETC.

GROUP AND PART NUMBER

GROUP AND PART NUMBER	DESCRIPTION, SIZE, ETC.	NUMBER REQUIRED											
9A537	LEVER (THROTTLE SHAFT AUXILIARY) CONTINUED												
359709-S7	Screw-truss hd. -No. 10-32 x 5/16"												
359726-S7	Washer-rectangular--.277" x .348" I.D. x 5/8" O.D.										1	1	1
359727-S7	Washer-rectangular--.378" x .279" I.D. x 5/8" O.D.												
9538	LEVER (FAST IDLE ADJUSTING)												
◇ B7A 9538-A	⊕EDB-99811-C												
◇PB8M 99811-A													
† B8A 9538-A	With pin and adjusting screw - ⊕EDC-99936-A												
†PB9M 9538-A	With pin and adjusting screw - ⊕5752514												
†PB9M 9538-B	With pin and adjusting screw - ⊕5752515												
34902-S2	Lockwasher-internal tooth-No. 8												
355829-S8	Nut-hex. -No. 8-36												
354825-S	Screw-hex. hd. -No. 10-32 x 11/16"												
370049-S2	Screw-fill. hd. -No. 8-32 x 1/2"-use with fast idle adjusting lever												
370051-S2	Screw and washer assy. -No. 10-32 x 5/16"												
370899-S8B	Screw-fill. hd. -No. 10-32 x 1-1/4"-use as fast idle adjusting screw												
34079-S	Nut-hex. -No. 8-32												
34938-S	Washer-internal tooth lock-No. 8												
9A538	SPRING (THROTTLE TENSION OR SHAFT RETURN)												
⊕ ECZ 99844-A	Throttle tension												
	CONTINUED ON NEXT PAGE												
	⊕Carter †Ford ◇Holley												

Carburetor Chart

DESCRIPTION, SIZE, ETC.

GROUP AND PART NUMBER

GROUP AND PART NUMBER	DESCRIPTION, SIZE, ETC.	NUMBER REQUIRED											
9A538	SPRING (THROTTLE TENSION OR SHAFT RETURN) CONTINUED												
♣B7AZ 9A538-A	Throttle tension - ⓄECZ-99844-B, BB7A-9624-A												
◇B7AZ 9A538-B	Throttle lever return - ⓄEDB-9886-A, BB7A-9624-B												
9A538	SPRING (ACCELERATOR PUMP OVERTRAVEL)												
†B8AZ 9A538-A	ⓄEDC-9834-A, BB8A-9624-A												
† B8A 9624-C	Ⓞ5751800												
9A538	SPRING (SECONDARY THROTTLE RETURN)												
♣B9ME 9A538-A													
9A540	PLUG (FUEL INLET STRAINER)												
♣B6MY 9A540-A	ⓄECZ-99721-A												
♣B7LY 9A540-A	ⓄECU-99721-A												
9541	NEEDLE (IDLE ADJUSTING)												
◇ 78 9541-A	Also serviced in 9590 kit												
♣ ECZ 9541-A													
◇ B7A 9541-A	Also serviced in 9590 kit - ⓄEDB-9541-B												
◇ B7A 9541-B	ⓄECZ-9541-B												
† B7A 9541-C	Also serviced in 9590 kit - ⓄEDB-9541-A												
♣B9LE 9541-A													
9A541	VALVE (ACCELERATOR PUMP INTAKE CHECK BALL)												
♣B9ME 9A541-A													
	♣Carter †Ford ◇Holley												

Carburetor Chart

GROUP AND PART NUMBER	DESCRIPTION, SIZE, ETC.																						
9542	TUBE ASSEMBLY (IDLE)																						
♦ ECZ 9542-A																							
9B542	ROD (ACCELERATOR PUMP LINK TO THROTTLE LEVER)																						
	See basic part number 9526																						
9B544	PISTON (ACCELERATOR PUMP)																						
♦B6MY 9B544-A	Also serviced in 9590 kit - ⓄECZ-9631-B																						
◊B6AZ 9B544-A	ⓄECZ-9631-A, ⓄB6A-9631-A																						
♦B7LY 9B544-A	Also serviced in 9590 kit - ⓄECU-9631-A																						
♦B7AZ 9B544-A	Also serviced in 9590 kit - ⓄECZ-9631-C, ⓄB7A-9631-C																						
351685-S	Washer-"C" type-retains spring on accelerator piston																						
9545	PLATE (CHOKE)																						
◊ B5A 9545-A	R. H. - ⓄECK-9545-A																						
◊ B6A 9549-C	L. H. - ⓄECZ-99607-C																						
♦ B7A 9545-C	ⓄECZ-9545-B																						
♦ ECZ 9545-A																							
◊ B7A 9545-B	ⓄEDB-9545-D																						
† B8A 9549-A	ⓄEDC-9549-A																						
†PB6M 9549-A	Ⓞ5750789																						
351820-S	Screw and lockwasher assy. -pan hd. -No. 14-choke plate to shaft																						
	♦Carter †Ford ◊Holley																						

NUMBER REQUIRED

Carburetor Chart

GROUP AND PART NUMBER	DESCRIPTION, SIZE, ETC.	NUMBER REQUIRED											
		59	59	59	58/59	58/59	58	58	58	58	58	58	
9B545	SPRING (ACCELERATOR PUMP PISTON RETURN)												
◇ B6A 9636-B	ⓅECZ-9636-A												
◆ B7MY 9B545-A	ⓅECZ-9636-B												
◆ B7A 9636-C	Also serviced in 9590 kit - ⓅECZ-9636-C												
◆ B7LY 9B545-A	Pump lower spring - also serviced in 9590 kit - ⓅECU-9636-A												
351336-S8	Washer - special flat-- 260"/. 265" I.D. x .365"/. 369" O.D.												
9546	LEVER (CHOKE COUNTERSHAFT)												
◆ B7A 9546-C	ⓅECZ-99942-A												
◆ B9S 9546-A	ⓅB9ME-9A708-A												
359734-S	Retainer - spring-1/8"												
9546	LEVER, LINK & SHAFT (THERMOSTATIC CHOKE PISTON)												
◆ ECZ 9546-A	Includes piston												
◇ B7A 9546-B	Shaft and lever assy.- ⓅEDB-9546-D												
† B7A 9546-A	Shaft and lever assy.- ⓅEDB-9546-C												
352200-S	Pin-cotter-3/64" x 3/8"												
353610-S	Retainer-spring												
9547	SHAFT (CHOKE)												
◇ B5A 9547-A	ⓅECK-9547-A												
◆ B7A 9547-A	ⓅECZ-9547-A												
	◆Carter †Ford ◇Holley												

Carburetor Chart

GROUP AND PART NUMBER	DESCRIPTION, SIZE, ETC.	NUMBER REQUIRED											
		59	59	59	58/59	58/59	58	58	58	58	58	58	58
9B547	LEVER & LINK (CHOKE)												
•B9MY 9B547-A	•B9ME-9938-A		1										
355027-S	Screw-flat hd. -slotted-No. 6-32 x 1/4"		1										
9548	LEVER (FAST IDLE CAM OPERATING)												
• B7A 9548-A	•ECZ-99939-A											1	
9B548	SPRING (VACUUM PISTON)												
•B6MY 9B548-A	Also serviced in 9590 kit - •ECZ-99873-A - •B8A-9976-A											1	
• B9S 9976-A	Also serviced in 9590 kit - •ECU-99873-A												2
• B7A 9976-A	Also serviced in 9590 kit - •ECZ-99873-C												2
9549	PLATE (CHOKE)												
	See basic part number 9545												
9B549	DASHPOT												
◇ B2A 9800-B	•EAA-99560-B											1	
◇B6MY 9B549-A	•ECZ-99560-A											1	
† B7A 9800-A	•EDB-99560-D											1	1
◇B9MY 9B549-A	Stamped "42" on mounting stud - •B9ME-99560-A												1
† B9A 9800-B	•B9ME-99560-B											1	1
†B9AZ 9B549-B	Alternate with B9A-9800-B - •B9ME-99560-B											1	1
34826-S7	Lockwasher-5/16"-dashpot to bracket												
33923-S7	Nut-hex. 5/16"-24-dashpot to bracket											1	1
	•Carter †Ford ◇Holley												

Carburetor Chart

GROUP AND PART NUMBER	DESCRIPTION, SIZE, ETC.	NUMBER REQUIRED											
		59	58/59	58	57/58	57	56	55	54	53	52	51	50
9550	FLOAT & LEVER												
◇ B6A	9550-B Must be used with B6AZ 9A519-A - ⊕ECZ-9550-B												
♣ ECZ	9550-A												
◇ B7A	9550-B ⊕EDB-9550-D												
♣ B7A	9550-C ⊕ECZ-9550-D												
♣ ECU	9550-A												
◇ EDC	9550-B Must be used with components of kit 58MK-9550-A												
† B8A	9550-A ⊕EDC-9550-A												
◇ B8A	9550-B ⊕EDC-9550-C												
◇ B9TE	9550-A												
♣ B9LE	9550-A												
351826-A	Washer-"C"-float and lever retainer												
9550	KIT (HIGH LEVERAGE FLOAT)												
◇ 58MK	9550-A Consists of the following - (2) EDC-9A500-A adaptor (2) EDC-9550-B float and lever (2) EDC-9558-B shaft (2) B8A-9564-C valve and seat % (2) EAD-99502-A "O" ring (8) EDB-99885-A gasket (2) 5752533 gasket (2) 5752534 gasket % Not required with Holley 2-V carburetors ★ 1/2 of this kit used with Holley 2-V carburetors												
9B550	BRACKET (DASHPOT MOUNTING)												
♣ B7MY	9B550-A ⊕ECZ-99565-A												
	CONTINUED ON NEXT PAGE ♣Carter †Ford ◇Holley												

Carburetor Chart

GROUP AND PART NUMBER	DESCRIPTION, SIZE, ETC.	NUMBER REQUIRED											
		59	59	59	58/59	58/59	58	58	58	58	58	58	58
9B550	BRACKET (DASHPOT MOUNTING) CONTINUED												
◇ B5A 9815-A	ⓈBY-99565-A												
◇ B7A 9815-B	ⓈEDB-99565-B												
† B8A 9815-A	ⓈEDC-99565-A												
34906-S8	Lockwasher-internal tooth-No. 10												
31596-S7	Screw-fill. hd. -No. 10-32 x 3/8"-bracket to carburetor												
37081-S	Screw-fill. hd. -No. 10-32 x 1/2"												
358509-S13	Screw-fill. hd. -No. 10-24 x 7/16"												
359724-S	Screw and lockwasher-fill. hd. -No. 10-32 x 1/2"												
34903-S	Washer-No. 10												
9551	LEVER (CHOKE SHAFT)												
● ECZ 9551-C	Lever and screw assy.												
◇ B6A 9805-A	ⓈECZ-9551-A												
● B7A 9805-A	Also used for export - ⓈECZ-9551-D												
34126-S	Nut-square-No. 8-32												
359014-S2	Pin-straight-5/16" O. D. x 9/16" long-link assy. to choke lever												
359719-S7	Screw-fill. washer hd. -No. 8-32 x 3/4"												
354827-S	Washer-flat-9/32" I. D. -choke shaft thrust												
9553	BAFFLE (FLOAT BOWL)												
◇ B7A 9553-A1	Primary - ⓈEDB-99928-A												
● B7A 9553-B	ⓈECZ-99928-A												
◇ B8A 9553-A	Primary - ⓈEDC-99928-A												
	●Carter †Ford ◇Holley												

Carburetor Chart

GROUP AND PART NUMBER	DESCRIPTION, SIZE, ETC.	NUMBER REQUIRED											
YEAR	CARBURETOR												
9553	BAFFLE (METERING BODY VENT PRIMARY) See basic part number 9A504												
9557	VALVE (FLOAT BOWL VENT)												
◇ B7A 9557-A	Brass - rivet shaped - .380" diameter - ⑥EDB-99711-A					1							
◇ B7A 9557-B	Steel - rivet shaped - .440" diameter with undercut in shank - ⑥EDC-99714-C					1	1	1	1	1			
359528-S7	Ring-3/32"-attaches valve to rod					1	1	1	1	1			
9557	SELECTOR (FLOAT BOWL VENT)												
◇ B5A 9557-A	For closing (2) holes in accelerator pump piston operating rod in temperatures below 50 degrees fahr. - ⑥EAD-99608-A					1	1	1					
9558	PIN (FLOAT HINGE)												
◇ 8CM 9558	Also serviced in 9590 kit					1	1	1					
◆ ECZ 9558-A										2			
◆ B7A 9558-C	⑥ECZ-9558-B									2			
† BBA 9558-A	⑥EDC-9558-A											2	1
◇ EDC 9558-B												2	1
9559	BOWL & PLUGS (FLOAT) PRIMARY & SECONDARY												
	See basic part numbers 9A507 and 9A508												
	◆Carter †Ford ◇Holley												

Carburetor Chart

GROUP AND PART NUMBER	DESCRIPTION, SIZE, ETC.	NUMBER REQUIRED															
		59	59	59	58/59	58/59	58	58	58	58	58	58	58	58	58	58	58
9B559	DIAPHRAGM (ACCELERATOR PUMP)																
◊B7AZ 9B559-B	◊EDB-99876-D, EB7A-9631-B																
†COAE 9B559-A	Also serviced in 9A586 and 9590 kits - ◊EDC-99876-A																
353080-S	Ball-steel-3/8"dia. -use as accelerator pump check valve																
9560	SPRING (ACCELERATOR PUMP ROD RETAINING)																
◊ B7A 9560-A	◊ECZ-99847-A																
9560	SPRING (CHOKE PLATE VALVE)																
† B9A 9560-A	Color code "BLACK" - ◊5750788																
9560	SPRING (PUMP CHAMBER VENT OPERATING ROD)																
9-9560	See basic part number 9A509																
	DASHPOT																
	See basic part number 9B549																
9561	GASKET (FLOAT BOWL)																
◊ B7A 9561-C	Also serviced in 9502 kit - ◊EDB-9561-C																
◊ B8A 9561-C	Also serviced in 9502 kit - ◊5752534																
† B8A 9561-B	Also serviced in 9502 kit - ◊EDC-9561-B																
† B8A 9561-A	Also serviced in 9502 kit - ◊EDC-9561-A																
◊ B8A 9561-D	Secondary - ◊5752530																
	◊Carter †Ford ◊Holley																

Carburetor Chart

YEAR	CARBURETOR	NUMBER REQUIRED											
59	† PB9M 9510-H ⊕ 5752004												
59	♣ B9S 9510-A ⊕ 5752040												
59	† PB9M 9510-B ⊕ 5752005												
58/59	† PB9M 9510-D ⊕ 5752425									1	1		
58/59	◇ B9ME 9510-A ◇ B9EM 9510-B											2	1
58	◇ PB9M 9510-G ⊕ 5752553									2	2		
58	◇ PB9M 9510-E ⊕ 5752426											2	2
58	◇ PB8M 9510-P ⊕ ED-5750898									2	2		
58	◇ PB8M 9510-N ⊕ ED-5750897									2	2		
58	◇ PB8M 9510-M ⊕ ED-5750891									2	2		
58	† PB8M 9510-K ⊕ 5751683												
58	† PB8M 9510-J ⊕ 5751682									1	1		
58	◇ PB8M 9510-G ⊕ 5751354											2	2
58	◇ PB8M 9510-F ⊕ 5750898											2	2
58	◇ PB8M 9510-E ⊕ 5750897											2	2
58	◇ PB8M 9510-D ⊕ 5750891											2	2
58	◇ PB8M 9510-C ⊕ 5750614									1	2		
58	◇ PB8M 9510-B ⊕ 5750613									1	1		
58	◇ PB8M 9510-A ⊕ 5751095									2	1		
58	◇ EDJ 9510-A									2	2		
58	◇ EDG 9510-D&E									2	2		
58	† EDG 9510-A&B												
57/58	◇ B7A 9510-U ⊕ ECZ-9510-AD											2	
57	♣ B7A 9510-J ⊕ ECZ-9510-AA												
57	◇ B7A 9510-H ⊕ ECZ-9510-V									2			
57	♣ ECU 9510-F&G												
56	◇ B6A 9510-O ⊕ ECZ-9510-L												
56	◇ B6A 9510-N ⊕ ECZ-9510-G												
56	◇ B6A 9510-M ⊕ ECZ-9510-B												
56	◇ B6A 9510-L ⊕ ECZ-9510-A									1	1		
56	♣ ECZ 9510-F									1	1		

GROUP AND PART NUMBER	DESCRIPTION, SIZE, ETC.	NUMBER REQUIRED											
9562	PLUG (FUEL LEVEL CHECK)												
◇ BT 9562-A	⊕ ECR-99192-A												
9563	GASKET (MAIN JET PASSAGE PLUG)												
◇ 78 9563													
9563	GASKET (ECONOMIZER COVER)												
◇ B7A 9563-A	Also serviced in 9502 kit - ⊕ EDB-99917-B												
9564	VALVE & SEAT (FUEL INLET)												
◇ B6A 9564-A	Use with B6A-9512-C - also serviced in 9590 kit - ⊕ ECZ-9564-A												
◇ B6A 9564-B	Use with B6A-9512-F and B6A-9959-A - also serviced in 9590 kit - ⊕ ECZ-9564-C												
♣ B8A 9564-B	Also serviced in 9590 kit - ⊕ ECZ-9564-D												
♣ ECZ 9564-B	Primary - also serviced in 9590 kit												
♣ ECZ 99692-A	Secondary - also serviced in 9590 kit ☆ Used on models built prior to 10-25-56 equipped with ECU-9510-F carburetor												
♣ ECU 99692-A	Secondary ☆ Used on models built after 10-24-56 equipped with ECU-9510-G carburetor												
◇ B7A 9564-D	Also serviced in 9590 kit - ⊕ ECZ-9564-E												
† COAE 9564-A	Also serviced in 9590 kit												
◇ B8A 9564-C	Also serviced in 9590 kit - ⊕ 5752245												
◇ B9TE 9564-D	Also serviced in 9590 kit												
† COAE 9564-A	Also serviced in 9590 kit												
♣ B9ME 9564-A	Also serviced in 9590 kit												

CONTINUED ON NEXT PAGE
♣ Carter † Ford ◇ Holley

Carburetor Chart

GROUP AND PART NUMBER	DESCRIPTION, SIZE, ETC.	NUMBER REQUIRED																								
		59	59	59	58/59	58/59	58	58	58	58	58	58	58	58	58	58	57/58	57	57	57	56	56	56	56	56	YEAR
9564	VALVE & SEAT (FUEL INLET) CONTINUED																									
372426-8B	Nut-adjusting-5/16" x 3/8"																									
372427-8B	Screw-hex. hd. -1/4"-32 x 1/2"																									
9565	CLAMP (AIR VENT PUSH ROD)																									
◇ B8A 9565-A	⊕EDC-9A502-A																									
355071-S	Screw and washer-fill. hd. -No. 8-32 x 1/4"																									
9565	CLIP (PUMP OPERATING ROD TO THROTTLE SHAFT)																									
◆ B7A 9565-A	⊕ECZ-99774-A																									
9A565	ECONOMIZER																									
◇B5AZ 9A565-A	Piston and stem assy. - also serviced in 9590 kit - ⊕ECK-9904-A, BB5A-9904-A																									
◇B7AZ 9A565-A	Primary - stamped "85" - also serviced in 9590 kit - ⊕EDB-9904-D, BB7A-9904-B																									
◇B7AZ 9A565-B	Secondary - stamped "105" - ⊕ECZ-9904-A, BB7A-9904-D																									
◇B8LY 9A565-A	Also serviced in 9590 kit - ⊕EDJ-9510-A																									
◇B8AZ 9A565-A	Stamped "65" - ⊕5751306, BB8A-9904-B																									
◇B7TZ 9A565-A	0 to 10000 feet altitude - also serviced in 9A566 and 9590 kits - ⊕ECR-9904-C, BB7T-9904-A																									
◇B9TE 9A565-A	10000 to 15000 feet altitude																									
†COAE 9A565-A	0 to 5000 feet altitude																									
†COAE 9A565-B	5000 to 10000 feet altitude																									
†COAE 9A565-C	10000 to 15000 feet altitude																									
	◆Carter †Ford ◇Holley																									

Carburetor Chart

DESCRIPTION, SIZE, ETC.

GROUP AND PART NUMBER

GROUP AND PART NUMBER	DESCRIPTION, SIZE, ETC.	NUMBER REQUIRED											
9566	WASHER (ACCELERATOR OPERATING ROD SEAL RETAINER)												
◇ B2Q 9566-A	ⓂEAM-99601-A												
9567	SEAT (ACCELERATOR PUMP VALVE)												
◆ B7A 9567-A	ⓂECZ-9574-A												
359721-S	Plug-1/4"-28 x 3/16"-pump intake screw												
9568	RETAINER (PUMP OPERATING LEVER)												
◇ B2A 9568-B	Also serviced in 9580 kit - ⓂEAA-99584-A												
9569	GASKET (NEEDLE VALVE & SEAT)												
◇ B5A 9569-A	Also serviced in 9502 kit - ⓂEAD-9569-A												
◆ ECZ 9569-A	Also serviced in 9502 kit												
◆ ECU 9569-A	Also serviced in 9502 kit												
† B7A 9569-A	Also serviced in 9502 kit - ⓂEDB-9569-B												
◇B9TE 9A522-B	Also serviced in 9502 kit												
9569	"O" RING SEAL (FUEL INLET VALVE)												
◇ B6A 9569-A	Use with valve and seat B6A-9564-B - also serviced in 9502 kit - ⓂECZ-99499-A												
9B569	SPRING (FAST IDLE CAM)												
◇B7AZ 9B569-A	ⓂEDB-99871-A, ⓂB7A-9539-A												
◆B6MY 9B569-A	ⓂECZ-99871-A												
	◆Carter †Ford ◇Holley												

Carburetor Chart

GROUP AND PART NUMBER	DESCRIPTION, SIZE, ETC.	NUMBER REQUIRED											
9571	SPRING (ACCELERATOR PUMP LEVER ADJUSTING)												
◇ B7A 9571-A	⊕EDB-99554-A												
9572	CUP (PUMP PISTON)												
◇ B5A 9572-A	Also serviced in 9590 kit - ⊕ECG-9572-A												
9B572	VALVE (SPARK CONTROL)												
◇ B5A 9905-A	Also serviced in 9590 kit - ⊕ECG-99570-A												
◆ B5AZ 9B572-B	Also serviced in 9590 kit - ⊕EAD-99570-A, ⊕B5A-9905-B												
9575	RETAINER (VACUUM DISTRIBUTOR CHECK BALL)												
◇ EAD 9575-A	No. 10-32 x 31/32" Long												
◆ ECZ 9575-A	Intake check ball - also serviced in 9590 kit												
◆ ECU 9575-A	Intake check ball - also serviced in 9590 kit												
9575	RETAINER (ACCELERATOR PUMP CHECK VALVE)												
◇ 78 9575	Wire - 3/4" diameter - also serviced in 9590 kit												
† B8A 9575-A	Screw - special - 1/4" - 28 x 13/16" overall length with pilot end - ⊕EDC-9575-A												
370458-S	Washer-flat-1/4"												
9576	VALVE (ACCELERATOR PUMP INTAKE CHECK)												
†◇ 78 9576	1/8" diameter steel ball - also serviced in 9590 ☆ (1) used as accelerator pump check valve ☆ (1) used as vacuum distributor check valve ☆ (1) used as intake check valve												
CONTINUED ON NEXT PAGE													
◆Carter †Ford ◇Holley													

Carburetor Chart

GROUP AND PART NUMBER	DESCRIPTION, SIZE, ETC.	YEAR	CARBURETOR
9576	VALVE (ACCELERATOR PUMP INTAKE CHECK) CONTINUED		
◆ B7A	Also serviced in 9590 kit - ⊕ECZ-9576-A		
◆ ECU	Also serviced in 9590 kit		
9576	BALL (SECONDARY THROTTLE VACUUM CHECK)		
◆ B5A	Also serviced in 9590 kit - ⊕EBY-99617-A		
† 78	Also serviced in 9590 kit		
9576	BALL (PUMP CHECK)		
◆ B8A	Also serviced in 9590 kit - ⊕EDC-9576-A		
9577	NOZZLE (MAIN WELL)		
◆ B6A	Also serviced in 9590 kit - ⊕ECZ-99641-A		
◆ ECZ	Jet and housing assy. - pump		
◆ B7A	⊕ECZ-9577-B		
◆ ECU			
43521-S	Screw and washer-No. 8-32 x 1/2"		
359714S8	Screw-fill, hd.-No. 12-28-5/8"-nozzle to main body hole tapped in body of screw		
9577	NOZZLE (PUMP DISCHARGE)		
◆ B8A	⊕EDJ-9577-A		
◆ B8A	⊕EDC-9577-A		
◆ B9ME			
43251-S	Screw and washer-No. 8-32 x 1/2"		
50420-S7	Screw-No. 12-28 x 11/16"		
	◆Carter †Ford ◇Holley		

NUMBER REQUIRED

Carburetor Chart

GROUP AND PART NUMBER	DESCRIPTION, SIZE, ETC.	NUMBER REQUIRED											
		59	59	59	58/59	58	58	58	58	58	58	58	58
9577	SCREW (PUMP DISCHARGE NOZZLE)												
† B8A 9577-D	⊕EDC-95578-A												
353080-S	Ball-steel-3/8"												
370457-S	Washer-flat-1/4"												
9578	SPRING (THROTTLE LEVER ADJUSTING SCREW)												
♣ B7A 9578-B	⊕ECZ-9589-A												
†⊕PB8M 9578-A	⊕5762152												
352892-SB	Screw-fill, hd. pointed-No. 10-32 x 1-1/4"												
355107-S	Screw-special hex. hd. slotted-No. 10-32 x 1"-throttle adjusting screw												
359715-S7	Screw-hex. hd. - head length 29/64"-No. 10-24 x 3/4"												
9578	SPRING (IDLE ADJUSTING NEEDLE)												
†⊕ 40 9578	3/16" I. D. x 1/2" - (5-1/2) coils ☆ (2) used as idle adjusting needle spring ☆ (1) used as fast idle adjusting spring												
♣ B7A 9578-A	⊕ECZ-9578-A												
352892-SB	Screw-fill, hd. dog point-No. 10-32 x 1-1/8"-use as fast idle adjusting screw												
370004-S	Screw-hex. hd. - fast idle adjusting-No. 10-32 x 59/64"												
370011-S	Washer-flat-13/64"I. D. x 5/16"O. D.												
9580	GASKET (PUMP JET HOUSING)												
♣ ECZ 9580-A	Also serviced in 9502 kit												
♣ B7A 9580-B	Also serviced in 9502 kit - ⊕ECZ-9580-B												
⊕ B7A 9580-A	Also serviced in 9502 kit - ⊕EDB-9580-A												
♣B9ME 9580-A	Also serviced in 9502 kit												
	♣Carter †Ford ⊕Holley												

Carburetor Chart

GROUP AND PART NUMBER	DESCRIPTION, SIZE, ETC.	NUMBER REQUIRED																				
		59	59	59	58/59	58/59	58	58	58	58	58	58	58	58	58	58	58	58	58	58	58	
9581	LEVER & SHAFT (THROTTLE) PRIMARY																					
• ECZ 9581-A																						
◇ B5A 9581-A	⊕ECG-9581-E																					
• B7A 9581-A	⊕ECZ-9581-D																					
• ECU 9581-A																						
◇ B9AE 9581-C	☆ Use with EDG-9510-E carburetor only																					
† B8A 9581-C	⊕EDC-9581-A																					
◇ B8A 9581-D	⊕5751507 ☆ Use with EDG-9510-D carburetor only																					
◇ B8A 9581-E	⊕EDC-9581-C																					
◇ B8A 9581-F	⊕EDC-9581-B																					
◇ B9AE 9581-A																						
◇ PB8M 9581-A	⊕5752231																					
• B9ME 9581-A																						
42790-S	Screw and washer-pan hd.-No. 6-32 x 1/4"																					
359715-S7	Screw-hex. hd.-slotted-No. 10-24 x 3/4"- throttle lever adjusting																					
359723-S7	Screw-hex. hd.-No. 8-32 x 5/16"-fast idle adjusting																					
370002-S7	Screw-fill. hd.-No. 8-32 x 15/16"-throttle adjusting screw																					
359726-S7	Washer-rectangular hole-throttle lever and shaft to throttle body																					
359727-S7	Washer-rectangular-3/8" I.D. x 9/32" O.D.																					
9583	LEVER (SECONDARY THROTTLE DIAPHRAGM)																					
• ECZ 99509-A																						
	CONTINUED ON NEXT PAGE																					
	•Carter †Ford ◇Holley																					

Carburetor Chart

GROUP AND PART NUMBER	DESCRIPTION, SIZE, ETC.	NUMBER REQUIRED											
		59	59	59	58/59	58/59	58	58	58	58	58	58	58
9583	LEVER (SECONDARY THROTTLE DIAPHRAGM) CONTINUED												
♦ B7A 9583-C	⊕ECZ-99509-E												
◇ B5A 9583-A	⊕EBY-99509-A												
◇ B7A 9583-B	⊕ECZ-99509-F * Use with EDG-9510-E carburetor only			1									
◇ B8A 9583-C	⊕EDJ-99509-A * Use with EDG-9510-D carburetor only					1							
† B8A 9583-A	⊕EDC-99509-A												
354871-S7	Pin-spring-3/8" x 11/16"-lever to carburetor											1	1
353851-S	Screw and washer assy. -pan hd. -No. 6-32 x 5/16"-diaphragm lever to housing												
370051-S2	Screw and washer-No. 10-32 x 5/16"-lever to throttle body and shaft												
370820-S8B	Screw-set-No. 8-36 x 3/8"-use as secondary throttle idle adjusting screw												1
351825-S	Washer-"C"-attaches lever to diaphragm												
370010-S	Washer-flat-5/16" I. D. x 1/2" O. D.												
9585	PLATE (THROTTLE PRIMARY)												
♦ ECZ 9585-A													
◇ B5A 9585-A	⊕EAD-9585-B												
♦ B7A 9585-A1	⊕ECZ-9585-B												
♦ ECU 9585-A													
◇ B7A 9585-C	⊕ECZ-9585-C * Also used as secondary throttle plates with the exception EDG-9510-D												
† B8A 9585-F	⊕EDC-9585-B												
◇ B8S 9585-A	⊕EDJ-9585-A												
	CONTINUED ON NEXT PAGE												
	♦Carter †Ford ◇Holley												

Carburetor Chart

GROUP AND PART NUMBER	DESCRIPTION, SIZE, ETC.	NUMBER REQUIRED											
9585	PLATE (THROTTLE PRIMARY) CONTINUED												
◇ B8A 9585-A	⊕EDC-9585-C * Use with carburetor EDG-9510-D only												
◆ B9ME 9585-A	Screw-No. 6-32 x 3/8"												
370006-S													
9585	VALVE (SECONDARY THROTTLE)												
	See basic part number 9A598												
9586	SCREW (CHOKE VALVE ATTACHING)												
	See basic part number 9A767												
9586	SCREW (THROTTLE VALVE ATTACHING)												
◆ B7A 9586-C	⊕ECZ-99684-A												
◇ B8A 9586-A	Also serviced in 9590 kit - ⊕EDB-99598-D												
† B7A 9586-E	Also serviced in 9590 kit - ⊕EDB-99598-C												
9586	SCREW (FAST IDLE CAM OPERATING LEVER)												
◆ B7A 9586-C	⊕ECZ-99684-A												
9A586	KIT (TUNE-UP)												
◆ B6MY 9A586-A	Consists of the following - (1) MGK-9502-B gasket kit (1) ECZ-9564-B needle and seat (1) ECZ-9631-B piston (1) ECZ-99692-A needle and seat (1) Carter No. 109-317 float gauge (1) Carter No. 109-319 float gauge (1) Instruction sheet												1
	CONTINUED ON NEXT PAGE												
	◆Carter †Ford ◇Holley												

Carburetor Chart

DESCRIPTION, SIZE, ETC.

GROUP AND
PART NUMBER

GROUP AND PART NUMBER	DESCRIPTION, SIZE, ETC.	KIT (TUNE-UP) CONTINUED	NUMBER REQUIRED	YEAR	CARBURETOR
9A586					
◊B6AZ 9A586-D	Consists of the following - (1) B6A-9502-D gasket kit (1) B6A-9564-A needle and seat (1) B6A-9564-B needle and seat (1) B5A-9572-A cup (1) ECK-9904-B economizer				
●B7MY 9A586-A	Consists of the following - (1) HHK-9502-A gasket kit (1) ECZ-9564-B needle and seat (1) ECU-9631-A piston (1) ECZ-99692-A needle and seat (1) Carter No. 109-317 float gauge (1) Carter No. T109-293 float gauge (1) Instruction sheet		1		
●B8AZ 9A586-A	Consists of the following - (1) MHK-9502-A gasket kit (2) B8A-9564-B1 needle and seat (1) B7A-9631-C2 piston (1) Carter No. 109-333 float gauge (1) Instruction sheet			1	
◊B7AZ 9A586-F	Consists of the following - (1) MHK-9502-C gasket kit (2) B8T-9564-A needle and seat (1) B7A-9904-B (85) economizer (1) B7A-9904-D (105) economizer (1) B7A-9631-B diaphragm			1	
◊B8MY 9A586-D	Consists of the following - (1) B8MY-9502-A gasket kit (1) PB8M-9564-C needle and seat (1) B7A-9631-B diaphragm (1) B7T-9904-A economizer			1	
◊B8MY 9A586-G	Consists of the following - (1) 86MK-9502-B gasket kit (2) B9TE-9564-D needle and seat (1) B7A-9631-B diaphragm (1) B7A-9904-B economizer				1
◊B8MY 9A586-C	Consists of the following - (1) MJK-9502-A gasket kit (2) PB8M-9564-C needle and seat (1) B7A-9631-B diaphragm (1) PB8M-9904-A economizer				1
	CONTINUED ON NEXT PAGE				
	●Carter †Ford ◊Holley				

Carburetor Chart

DESCRIPTION, SIZE, ETC.

GROUP AND PART NUMBER

GROUP AND PART NUMBER	DESCRIPTION, SIZE, ETC.	NUMBER REQUIRED									
9A586	KIT (TUNE-UP) CONTINUED										
◊B8MY 9A586-B	Consists of the following - (1) 58MK-9502-A gasket kit (2) PB8M-9564-C needle and seat (1) B7A-9631-B diaphragm (1) PB8M-9904-A economizer										
◊B8MY 9A586-A	Consists of the following - (1) 58MK-9502-B gasket kit (2) B9TE-9564-D needle and seat (1) B7A-9631-B diaphragm (1) PB8M-9904-A economizer										
◊B9AZ 9A586-C	Consists of the following - (1) B9A-9502-D gasket kit (1) B9TE-9564-D needle and seat (1) B7A-9631-B diaphragm (1) B9T-9904-A economizer										
†COAZ 9A586-B	Consists of the following - (1) COKY-9502-A gasket kit (1) COAE-9B559-C diaphragm (2) COAE-9564-B valve and seat (1) COAE-9A565-A economizer										
◊B8MY 9A586-E	Consists of the following - (1) MJK-9502-A gasket kit (1) PB8M-9564-C needle and seat (1) B7A-9631-B diaphragm (1) EDJ-9904-A economizer										
◊B8MY 9A586-F	Consists of the following - (1) 58MK-9502-A gasket kit (2) PB8M-9564-C needle and seat (1) B7A-9631-B diaphragm (1) B7A-9904-B economizer										
†COAZ 9A586-A	Consists of the following - @COMY-9A586-B (1) COAZ-9502-A gasket kit (1) COAZ-9564-B valve and seat (1) COAE-9B559-C diaphragm (1) COAE-9A565-A economizer										
●COSZ 9A586-A	Consists of the following - (1) COSZ-9502-A gasket kit (2) B9ME-9564-A needle and seat (1) ECZ-9631-C piston (1) Carter No. 109-336 float gauge (1) Instruction sheet										
	●Carter †Ford ◊Holley										

Carburetor Chart

GROUP AND PART NUMBER	DESCRIPTION, SIZE, ETC.	NUMBER REQUIRED											
9587	SPRING (METERING ROD)												
◆ B7A 9587-A	Also serviced in 9580 kit - ⊕ECZ-99716-B												
◆ ECZ 99716-A	Also serviced in 9590 kit												
9A588	GASKET (ECONOMIZER BODY)												
◇ B5AZ 9A588-A	Nylon - also serviced in 9502 kit - ⊕ECG-9909-A												
◇ B7AZ 9A588-A	Also serviced in 9502 kit - ⊕EDDB-9909-B												
† B9AE 9A588-A	Also serviced in 9502 kit												
9589	SPRING (DASHPOT PLUNGER RETURN)												
◆ B7A 9589-A	⊕ECZ-99887-A												
9590	KIT (REPAIR)												
◇ MGK 9590-D	Consists of the following - (1) MGK-9502-C kit (1) EAD-9526-C link (2) 78-9941-A needle (1) B6A-9564-A valve (1) B5A-9572-A cup (3) 78-9576 valve (2) B6A-9577-A nozzle (1) IGA-9599 retainer (2) B5A-9648-A tube (1) B5A-9904-A piston and stem (1) A8Q-9938-A screen (1) B6A-9959-A spring												
◆ MGK 9590-E	Consists of the following - (1) ECZ-9447-A gasket (1) ECZ-9516-A gasket (2) B7A-9533-A jet (1) ECZ-9564-B needle and seat (1) ECZ-9580-A housing (1) ECZ-9631-B plunger (1) B7A-9871-C gasket (1) B5A-9909-A gasket (1) ECZ-9985-A gasket (1) ECZ-99692-A needle and seat (1) ECZ-99703-A gasket (2) ECZ-99715-A rod (1) ECZ-99873-A spring												
	CONTINUED ON NEXT PAGE												
	◆Carter †Ford ◇Holley												

Carburetor Chart

DESCRIPTION, SIZE, ETC.

KIT (REPAIR) CONTINUED

- Consists of the following -
- (1) B7A-9229-A1 gskt.
 - (4) B7A-9517-B gasket
 - (1) B7A-9531-B rod
 - (1) B7A-9560-A spring
 - (2) B7A-9564-C1 valve and seat
 - (1) B7A-9576-B valve
 - (2) B7A-9587-A spring
 - (1) B7A-9631-C2 piston
 - (1) B7A-9643-A retainer
 - (1) B7A-9589-A spring
 - (1) B7A-9853-C gasket
 - (1) B7A-9902-A needle
 - (2) B7A-9976-A spring
 - (1) B7A-9982-A gasket
 - (1) 353161-S retainer
 - (1) B7A-9580-B gasket
 - (1) B7A-9608-BI gskt.
 - (1) B7A-9632-C2 spring
 - (1) B7A-9800-B plunger
 - (2) B7A-9834-D rod
 - (1) B7A-9871-C gasket
 - (1) B7A-9938-C screen
 - (2) B7A-9648-A1 jet
 - (7) 359734-S retainer
 - (1) 359721-S plug

- Consists of the following -
- (1) ECZ-9447-B gasket
 - (2) ECZ-9533-A jet
 - (2) 5750727 valve and seat
 - (1) ECZ-9580-B gasket
 - (1) ECZ-9631-C piston
 - (1) 5751334 gasket
 - (1) ECZ-9945-B gasket
 - (2) ECZ-99715-G rod
 - (4) ECZ-99723-A gasket
 - (2) ECZ-99926-A plunger
 - (2) ECZ-99873-A spring

- Consists of the following -
- (1) EBJ-9447-A gasket
 - (2) ECU-9533-A jet
 - (1) ECU-9631-A piston
 - (1) ECZ-9871-A gasket
 - (1) ECZ-99692-A valve and seat
 - (2) ECU-99715-D rod
 - (1) EBJ-9516 gasket
 - (1) ECZ-9564-B valve and seat
 - (1) ECZ-9580-A gasket
 - (1) ECZ-9985-A gasket
 - (1) ECZ-99703-A gasket
 - (1) ECZ-99873-A spring

- Consists of the following -
- (1) MHK-9502-C kit
 - (2) 78-9533-B jet
 - (2) B7A-9541-A1 needle and seat
 - (2) ECZ-9564-E valve and seat
 - (8) B8A-9586-A screw
 - (2) 40-9586 screw
 - (1) B7A-9503-B diaph.
 - (2) B4T-9533-A jet
 - (1) B7A-9556-A weight
 - (1) 78-9576 valve
 - (1) EDB-9577-A nozzle
 - (1) B7A-9631-B diaph.

CONTINUED ON NEXT PAGE

♣Carter †Ford ◊Holley

NUMBER REQUIRED

59	† PB9M 9510-H ⊕ 5752004								
59	♣ B9S 9510-A ⊕ 5752040								
59	† PB9M 9510-B ⊕ 5752005								
58/59	† PB9M 9510-D ⊕ 5752425								
58/59	◊ B9ME 9510-A ◊ B9EM 9510-B								
58	◊ PB9M 9510-G ⊕ 5752553								
58	◊ PB9M 9510-E ⊕ 5752426								
58	◊ PB8M 9510-P ⊕ ED-5750898								
58	◊ PB8M 9510-N ⊕ ED-5750897								
58	◊ PB8M 9510-M ⊕ ED-5750891								
58	† PB8M 9510-K ⊕ 5751683								
58	† PB8M 9510-J ⊕ 5751682								
58	◊ PB8M 9510-G ⊕ 5751354								
58	◊ PB8M 9510-F ⊕ 5750898								
58	◊ PB8M 9510-E ⊕ 5750897								
58	◊ PB8M 9510-D ⊕ 5750891								
58	◊ PB8M 9510-C ⊕ 5750614								
58	◊ PB8M 9510-B ⊕ 5750613								
58	◊ PB8M 9510-A ⊕ 5751095								
58	◊ EDJ 9510-A								
58	◊ EDG 9510-D&E								
58	† EDG 9510-A&B								
57/58	◊ B7A 9510-U ⊕ ECZ-9510-AD								
57	♣ B7A 9510-J ⊕ ECZ-9510-AA	1							1
57	◊ B7A 9510-H ⊕ ECZ-9510-V								1
57	♣ ECU 9510-F&G						1		
56	◊ B6A 9510-O ⊕ ECZ-9510-L								
56	◊ B6A 9510-N ⊕ ECZ-9510-G								
56	◊ B6A 9510-M ⊕ ECZ-9510-B								
56	◊ B6A 9510-L ⊕ ECZ-9510-A								
56	♣ ECZ 9510-F								
YEAR	CARBURETOR								

Carburetor Chart

59	† PB9M 9510-H # 5752004				
59	♣ B9S 9510-A # 5752040				
59	† PB9M 9510-B # 5752005				
58/59	† PB9M 9510-D # 5752425				
58/59	◇ B9ME 9510-A ◇ B9EM 9510-B			1	
58	◇ PB9M 9510-G # 5752553				
58	◇ PB9M 9510-E # 5752426				
58	◇ PB8M 9510-P # ED-5750898				
58	◇ PB8M 9510-N # ED-5750897				
58	◇ PB8M 9510-M # ED-5750891				
58	† PB8M 9510-K # 5751683				
58	† PB8M 9510-J # 5751682				1
58	◇ PB8M 9510-G # 5751354		1		
58	◇ PB8M 9510-F # 5750898				
58	◇ PB8M 9510-E # 5750897				
58	◇ PB8M 9510-D # 5750891				
58	◇ PB8M 9510-C # 5750614				
58	◇ PB8M 9510-B # 5750613				
58	◇ PB8M 9510-A # 5751095		1		
58	◇ EDJ 9510-A				
58	◇ EDG 9510-D&E			1☆	
58	† EDG 9510-A&B				1☆
57/58	◇ B7A 9510-U # ECZ-9510-AD				
57	♣ B7A 9510-J # ECZ-9510-AA				
57	◇ B7A 9510-H # ECZ-9510-V				
57	♣ ECU 9510-F&G				
56	◇ B6A 9510-O # ECZ-9510-L				
56	◇ B6A 9510-N # ECZ-9510-G				
56	◇ B6A 9510-M # ECZ-9510-B				
56	◇ B6A 9510-L # ECZ-9510-A				
56	♣ ECZ 9510-F				

DESCRIPTION, SIZE, ETC.

KIT (REPAIR) CONTINUED

- (1) B7A-9904-D econ. (1) EDB-9904-D econ.
105
- (1) B7A-9938-B screen (2) 353610-S8 retainer
and retainer
- (1) B5A-9576-A valve (2) 352200-S pin
(1) 351826-S retainer (3) 351826-S retainer
(1) 359258-S retainer (8) 42795-S screw

- Consists of the following -
- (1) B8MY-9502-A kit (2) 59A-9533-B jet
(2) EDB-9541-B needle (2) 40-9586 screw
(1) EDC-9576-A ball (2) 78-9576 ball
(1) EDJ-9607-A retainer (1) ECR-9904-C econ.
(1) EDB-99598-D screw (1) EDB-99876-D diaph.
(1) 5750145 retainer (1) 5752245 valve and
seat
(2) 353610-S8 retainer (1) 359528-S7 retainer

- Consists of the following -
- (1) 59MK-9502-D gasket (4) EDB-99598-D screw
kit
- (2) 06H-9533 jet (1) EDB-99876-D diaph.
(2) EDB-9541-B needle (1) EDC-9577-A nozzle
(1) B9TE-9564-D valve (1) 351826-S retainer
and seat (2) 353610-S8 retainer
(2) 40-9586 screw (1) 359528-S retainer
(1) ECR-9904-C econ.

- Consists of the following -
- (1) MJK-9502-A kit (1) B7A-9503-B diaph.
(2) B4Q-9533-B jet (2) 86H-9533 jet
(2) B7A-9541-A1 needle (2) EDJ-9564-A valve
(1) 78-9576 valve (1) EDC-9576-A ball
(1) EDJ-9577-A nozzle (2) 40-9586 screw
(1) EDJ-9607-A retainer (1) EDJ-9904-A econ.
(1) B7A-9938-B screw (1) B2A-9568-B retainer
(8) B8A-9586-A screw (1) B5A-9576-A ball
(1) B7A-9631-B diaph. (2) 352200-S pin
(3) 351826-S retainer (2) 353610-S retainer
(1) 359528-S retainer (1) 351825-S washer

☆ Use with carburetor EDG-9510-E only

- Consists of the following -
- (1) COKY-9502-B gasket kit (1) PB8M-9503-A diaph.
(2) 78-9533-A jet-prim. (2) 8MB-9533-B jet sec.
(1) EDC-9636-A spring (1) EDB-9541-A needle
(2) COAE-9564-A valve (1) COAE-9A565-A econ.

CONTINUED ON NEXT PAGE

♣Carter †Ford ◇Holley

GROUP AND
PART NUMBER

9590

◇B8MY 9590-A

◇59MK 9590-A

◇ MJK 9590-C

†58MK 9590-D

Carburetor Chart

GROUP AND PART NUMBER	DESCRIPTION, SIZE, ETC.
-----------------------	-------------------------

GROUP AND PART NUMBER	DESCRIPTION, SIZE, ETC.	YEAR	CARBURETOR	NUMBER REQUIRED
9590	KIT (REPAIR) CONTINUED (1) 78-9576 valve (2) EDB-9795-C retainer (1) PB8M-99511-A spring (2) 371350-S ball - 3/16" ☆ Use with carburetor EDG-9510-A only			
◇58MK 9590-F	Consists of the following - (1) 58MK-9502-A gasket kit (2) 40-9586 screw (8) EDG-99598-A screw (2) EDB-9541-B needle (2) 5752245 valve and seat (2) 86H-9533 jet-prim. (1) EDJ-9577-A nozzle (1) EDB-9904-D econ. (1) EBY-99617-A ball (1) EDC-9576-A ball			1
◇58MK 9590-M	Consists of the following - (1) 58MK-9502-B gskt.kit (2) 40-9586 screw (8) EDB-99598-D screw (2) EDB-9541-B needle (2) B9TE-9564-D valve and seat (1) EDJ-9577-A nozzle (2) 86H-9533 jet (1) EDB-9904-D econ.			1
◇58MK 9590-K	Consists of the following - (1) 58MK-9502-B gskt.kit (2) 40-9586 screw (2) B9TE-9564-D valve and seat (1) EDJ-9577-A nozzle (8) EDB-99598-D screw (2) EDB-9541-B needle (1) EDB-99876-D diaph. (1) EDJ-9503-A diaph.			1
◇58MK 9590-E	Consists of the following - (1) 58MK-9502-A gasket kit (2) 40-9586 screw (8) EDB-99598-D screw (1) EDJ-9503-A diaph. (1) EDB-99876-D diaph.			1

CONTINUED ON NEXT PAGE
 ◆Carter †Ford ◇Holley

Carburetor Chart

DESCRIPTION, SIZE, ETC.

GROUP AND PART NUMBER

KIT (REPAIR) CONTINUED

- (2) EDB-9541-B needle
- (2) 5752245 valve and seat
- (1) EDJ-9577-A nozzle
- (1) IGA-9533-B jet-prim.
- (1) EDB-9904-D econ.
- (1) EDB-99617-A ball
- (1) EDC-9576-A ball
- (1) EDJ-9607-A retainer
- (2) 5750145 retainer
- (1) 351825-S washer
- (2) 352200-S pin
- (2) 353610-S8 retainer
- (1) 359528-S retainer

- Consists of the following -
- (1) COKY-9502-A gasket kit
- (2) 78-9533-F jet-prim.
- (1) EDC-9636-A spring
- (2) COAE-9564-A valve
- (1) 78-9576 valve
- (2) B9A-9586-A screw
- (8) EDB-99598-C screw
- (1) PB8M-9503-A diaph.
- (2) EBR-9533-A jet-sec.
- (2) EDB-9541-A needle
- (1) COAE-9A565-A econ.
- (1) COAE-9B559-C diaph.
- (1) PB8M-99511-A spring
- (2) 371350-S ball-3/16"

★ Use with carburetor EDG-9510-B only

- Consists of the following -
- (1) MJK-9502-A gasket kit
- (2) 5GA-9533-A jet-prim.
- (2) B8A-9564-C valve and seat
- (1) 78-9576 valve
- (2) EDB-9541-B needle
- (2) B9A-9586-A screw
- (1) EDJ-9904-A econ.
- (2) 5750145 clamp
- (1) 351826-S washer
- (2) 353610-S retainer
- (1) 78-9576 valve
- (1) EDJ-9503-A diaph.
- (1) EDB-99876-D diaph.
- (2) 5750145 clamp
- (2) 5752245 valve and seat
- (1) EDJ-9577-A nozzle
- (8) EDB-99598-D screw
- (1) EDJ-9607-A ret.
- (1) EDB-99876-D diaph.
- (1) 351825-S washer
- (2) 352200-S pin
- (1) 359528-S7 ret.

- Consists of the following -
- (1) 58MK-9502-A gasket kit
- (2) 40-9586 screw
- (8) EDB-99598-D screw
- (2) EDB-9541-B needle
- (2) 5752245 valve and seat
- (1) EDJ-9577-A nozzle
- (2) 5GA-9533-A jet-prim.
- (1) EDJ-9904-A econ.
- (1) 78-9576 valve
- (1) EDJ-9503-A diaph.
- (1) EDB-99876-D diaph.
- (2) 5750145 clamp
- (2) 5752245 valve and seat
- (1) EDJ-9577-A nozzle
- (2) 352200-S pin
- (2) 353610-S8 retainer

CONTINUED ON NEXT PAGE

★Carter †Ford ◊Holley

59	† PB9M 9510-H ⊕ 5752004				
59	▲ B9S 9510-A ⊕ 5752040				
59	† PB9M 9510-B ⊕ 5752005				
58/59	† PB9M 9510-D ⊕ 5752425				
58/59	◊ B9ME 9510-A ◊ B9EM 9510-B				
58	◊ PB9M 9510-G ⊕ 5752553				
58	◊ PB9M 9510-E ⊕ 5752426				
58	◊ PB8M 9510-P ⊕ ED-5750898				
58	◊ PB8M 9510-N ⊕ ED-5750897				
58	◊ PB8M 9510-M ⊕ ED-5750891				
58	† PB8M 9510-K ⊕ 5751683		1		
58	† PB8M 9510-J ⊕ 5751682				
58	◊ PB8M 9510-G ⊕ 5751354				
58	◊ PB8M 9510-F ⊕ 5750898				
58	◊ PB8M 9510-E ⊕ 5750897				1
58	◊ PB8M 9510-D ⊕ 5750891				
58	◊ PB8M 9510-C ⊕ 5750614				
58	◊ PB8M 9510-B ⊕ 5750613				
58	◊ PB8M 9510-A ⊕ 5751095				
58	◊ EDJ 9510-A			1	
58	◊ EDG 9510-D&E				
58	† EDG 9510-A&B		1★		
57/58	◊ B7A 9510-U ⊕ ECZ-9510-AD				
57	▲ B7A 9510-J ⊕ ECZ-9510-AA				
57	◊ B7A 9510-H ⊕ ECZ-9510-V				
57	▲ ECU 9510-F&G				
56	◊ B6A 9510-O ⊕ ECZ-9510-L				
56	◊ B6A 9510-N ⊕ ECZ-9510-G				
56	◊ B6A 9510-M ⊕ ECZ-9510-B				
56	◊ B6A 9510-L ⊕ ECZ-9510-A				
56	▲ ECZ 9510-F				

NUMBER REQUIRED

YEAR	CARBURETOR
------	------------

Carburetor Chart

GROUP AND PART NUMBER DESCRIPTION, SIZE, ETC.

GROUP AND PART NUMBER	DESCRIPTION, SIZE, ETC.	NUMBER REQUIRED
9590	KIT (REPAIR) CONTINUED	
	(1) EBY-99617-A ball (1) EDC-9576-A ball	
◊58MK 9590-L	Consists of the following - (1) 58MK-9502-B gasket kit (8) EDB-99588-D screw (2) 40-9586 screw (2) B9TE-9564-D valve and seat (1) EDJ-9577-A nozzle (1) EDB-99876-D diaph. (2) 5GA-9533-A jet (2) EDB-9541-B needle	1
◊59MK 9590-B	Consists of the following - (1) MJK-9502-E gasket kit (1) 5752241 diaph. (1) EDB-99522-A screen (4) EDB-99598-D screw (2) 78-9533-F jet	1
◊59MK 9590-C	Consists of the following - (1) MJK-9502-F gasket kit (2) IGA-9533-C jet (1) EDJ-9577-A nozzle (2) 40-9586 screw (2) EDB-9541-B needle (1) 5752245 valve (1) 78-9576 valve (1) EDJ-9607-A retainer	1
◊B8MY 9590-B	Consists of the following - (1) MJK-9502-A gasket kit (2) 8MB-9533-A jet-sec. (2) EDB-9541-B needle (1) 78-9576 valve (1) EDJ-9577-A nozzle (1) EDJ-9607-A retainer (8) EDB-99598-B screw (1) 351825-S washer (2) 352200-S pin (1) 359528-S retainer	1*

* Use with carburetor EDG-9510-D only

CONTINUED ON NEXT PAGE

▲Carter †Ford ◊Holley

Carburetor Chart

DESCRIPTION, SIZE, ETC.

GROUP AND PART NUMBER	DESCRIPTION, SIZE, ETC.	KIT (REPAIR) CONTINUED	NUMBER REQUIRED			
9590						
♦B8MY 9590-C	<p>Consists of the following - (1) MJK-9502-A gasket kit (2) 5GA-9533-D jet-sec. (2) EDB-9541-B needle and seat (1) 78-9576 valve (1) EDJ-9577-A nozzle (1) EDJ-9607-A retainer (1) EDB-99876-D diaph. (1) 351825-S washer (2) 352200-S pin (1) 359528-S7 retainer</p> <p>★ Use with carburetor EDG-9510-E only</p>					
†59MK 9590-G	<p>Consists of the following - (1) B8A-9502-B gasket kit (2) 26-9533 jet-prim. (2) EDB-9541-A needle (1) COAE-9A565-A econ. (1) 78-9576 valve (1) EDB-9636-A spring (1) PB8M-99511-A spring (2) 371350-S ball - 3/16"</p>	<p>Consists of the following - (1) PB8M-9503-A diaph. (2) 8MB-9533-B jet-sec. (1) COAE-9B559-B diaph (2) COAE-9564-A valve and seat (2) 40-9586 screw (2) EDB-9795-C ret. (8) EDB-99598-C screw (2) 371350-S ball - 3/16"</p>	1		1	
†59MK 9590-H	<p>Consists of the following - (1) 59MK-9502-E gasket kit (2) EDB-9541-A needle (2) 40-9586 screw (1) EDB-9795-C retainer (1) EDB-99526-A screen (1) EDC-99876-A diaph. (2) 371350-S ball - 3/16"</p>	<p>Consists of the following - (2) 78-9533-F jet and seat (1) EDC-9564-C valve and seat (1) EDC-9636-A spring (1) EDB-9904-C econ. (4) EDB-99598-C screw (2) 359555-S washer (2) 371350-S ball - 3/16"</p>			1	
†B9MY 9590-A	<p>Consists of the following - (1) COMY-9502-A gasket (2) 1GA-9533-C jet (1) COAE-9B559-B diaph. (1) COAE-9A565-A econ. (1) EDC-9636-A spring (4) EDB-99598-C screw</p> <p>% Use with standard transmission only ★ Use with automatic transmission only</p>	<p>Consists of the following - (2) 78-9533-F jet and seat (2) EDB-9541-A needle and seat (1) COAE-9564-A valve and seat (2) B9A-9586-A screw (1) EDB-9795-C ret. (2) 371350-S ball - 3/16"</p>			1	

CONTINUED ON NEXT PAGE

♦Carter †Ford ◇Holley

Carburetor Chart

GROUP AND PART NUMBER DESCRIPTION, SIZE, ETC.

GROUP AND PART NUMBER	DESCRIPTION, SIZE, ETC.	NUMBER REQUIRED		YEAR	
KIT (REPAIR) CONTINUED					
9590	Consists of the following -				
● B9S 9590-A	(1) B9SE-9447-A gasket (1) B9ME-9A529-A jet (2) B9ME-9A536-A gskt. (1) B9ME-9871-A gskt. and seat (1) B9ME-9580-A gskt. (2) ECZ-99723-A gskt. (1) ECZ-99926-A plunger		1		
†59MK 9590-J	Consists of the following - (1) 59MK-9502-E gasket kit (2) EDB-9541-A needle and seat (2) 40-9586 screw (1) EDB-9795-C retainer (1) EDB-99526-A screen (1) EDC-99876-A diaphn. (2) 371350-S ball - 3/16"		1		
9592	GASKET (FLOAT BOWL SCREW)				
◇ B7A 9592-A	Also serviced in 9502 and 9590 kits				
359747-S	Screw-special hd. -No. 12-24 x 2-1/2" float bowl to main body				
9A592	SHAFT (THROTTLE) SECONDARY				
◇ B6AZ 9A592-A	With lever - ⊕ECZ-99503-B, BB6A-9581-A				
● B7MY 9A592-A	⊕ECZ-99508-A				
● B7AZ 9A592-B	⊕ECZ-99503-E, BB7A-9582-A				
● B7LY 9A592-A	⊕ECU-99503-A				
◇ B7AZ 9A592-C	⊕ECZ-99503-F, BB7A-9582-B * Use with EDG-9510-E carburetor only				
◇ B8AZ 9A592-A	⊕EDJ-99503-A, BB8A-9582-A * Use with EDG-9510-D carburetor only				
◇ B8MY 9A592-A	With lever - ⊕5752538, BPB8M-99503-A				
	CONTINUED ON NEXT PAGE				
	●Carter †Ford ◇Holley				

Carburetor Chart

GROUP AND PART NUMBER	DESCRIPTION, SIZE, ETC.	NUMBER REQUIRED											
9A592	SHAFT (THROTTLE) SECONDARY CONTINUED												
◇B7AZ	9A592-A With lever - Ⓢ5752539												
†B8AZ	9A592-B With lever - ⓈEDC-99503-A, ⓈB8A-9582-B												
◆B9SZ	9A592-A ⓈB9ME-99503-A and B9S-9582-A												
359709-S	Screw and lockwasher assy. - truss hd. - No. 10-32 x 5/16"												
359727-S7	Washer-rectangular hole-9/32" I. D. x 3/8" I. D. x 15/32" O. D. -secondary throttle shaft to throttle body												
9594	VALVE (POWER JET)												
◇ B4T	9594-A Stamped "28" - also serviced in 9590 kit - ⓈECZ-9594-A												
9596	ROD (SECONDARY DIAPHRAGM CONTROL)												
† B8A	9596-A ⓈEDC-99803-A												
370456-S8B	Retainer-spring-rod to lever												
9597	CAM (FAST IDLE)												
◇ B6A	9597-B Use on carburetors with boss - ⓈECZ-9597-A ★ When this part is replaced by B6A-9597-C the following parts must also be used - (1) B6A-9849-C choke housing and plugs (1) B6AZ-9A753-A choke shaft and lever (1) B6A-9644-A fast idle cam bearing (1) 359113-S washer - flat - No. 8 (1) 359013-S screw - flat head shoulder - No. 6-32												
◇ B6A	9597-C ⓈECZ-9597-C												
◆ ECZ	9597-B Cam and spring												
◆ B7A	9597-C ⓈECZ-9597-D												
	CONTINUED ON NEXT PAGE ◆Carter †Ford ◇Holley												

Carburetor Chart

DESCRIPTION, SIZE, ETC.

GROUP AND PART NUMBER

CAM (FAST IDLE) CONTINUED

9597	ECU 9597-A	
	◇ B8S 9597-A	⊕5750142
	† B8A 9597-A	⊕EDC-9597-A
	◇ B8A 9597-B	⊕EDC-9597-B
	† B9AE 9597-A	
	◆ B9ME 9597-A	
359723-S7	Screw-flat hd. -No. 8-32 x 5/16"-fast idle adjusting screw	
359717-S5	Screw-shoulder-1/4"-28 x 9/16"-with 3/8" dia. shank-attach idle cam and spring to main body	
370008-S7	Screw-flat hd. -1/4"-20 x 11/32"-fast idle cam to main body	
351825-S	Washer-"C" type	
359733-S	Washer-flat-3/8" I. D. x 9/16" O. D. x .095" thick-fast idle cam and spring to main body	
9598	ROD (CHOKE CONNECTOR)	
	See basic part number 9A766	
9598	ROD (FAST IDLE)	
◆ B7A 9598-B	⊕ECZ-9598-A	
† B8A 9598-A	⊕EDC-9598-A	
74271-S	Retainer-spring-3/32"	
370456-S8B	Retainer-spring-rod to choke housing lever	
351107-S	Washer-flat-13/64" I. D. x 3/8" O. D.	
353862-S8	Washer "C"	
	◆Carter	†Ford ◇Holley

NUMBER REQUIRED

59	† PB9M 9510-H ⊕ 5752004
59	◆ B9S 9510-A ⊕ 5752040
59	† PB9M 9510-B ⊕ 5752005
58/59	† PB9M 9510-D ⊕ 5752425
58/59	◇ B9ME 9510-A ◇ B9EM 9510-B
58	◇ PB9M 9510-G ⊕ 5752553
58	◇ PB9M 9510-E ⊕ 5752426
58	◇ PB8M 9510-P ⊕ ED-5750898
58	◇ PB8M 9510-N ⊕ ED-5750897
58	◇ PB8M 9510-M ⊕ ED-5750891
58	† PB8M 9510-K ⊕ 5751683
58	† PB8M 9510-J ⊕ 5751682
58	◇ PB8M 9510-G ⊕ 5751354
58	◇ PB8M 9510-F ⊕ 5750898
58	◇ PB8M 9510-E ⊕ 5750897
58	◇ PB8M 9510-D ⊕ 5750891
58	◇ PB8M 9510-C ⊕ 5750614
58	◇ PB8M 9510-B ⊕ 5750613
58	◇ PB8M 9510-A ⊕ 5751095
58	◇ EDJ 9510-A
58	◇ EDG 9510-D&E
58	† EDG 9510-A&B
57/58	◇ B7A 9510-U ⊕ ECZ-9510-AD
57	◆ B7A 9510-J ⊕ ECZ-9510-AA
57	◇ B7A 9510-H ⊕ ECZ-9510-V
57	◆ ECU 9510-F&G
56	◇ B6A 9510-O ⊕ ECZ-9510-L
56	◇ B6A 9510-N ⊕ ECZ-9510-G
56	◇ B6A 9510-M ⊕ ECZ-9510-B
56	◇ B6A 9510-L ⊕ ECZ-9510-A
56	◆ ECZ 9510-F
YEAR	CARBURETOR

Carburetor Chart

GROUP AND PART NUMBER	DESCRIPTION, SIZE, ETC.	NUMBER REQUIRED											
9598	ROD (CHOKE SHAFT)												
◆ B8A	9598-B ⓄEDT-99799-A											1	1
359734-S	Retainer-spring-1/8"												
9A598	VALVE (SECONDARY THROTTLE)												
◇ B6A	9585-A ⓄECZ-99585-B												
◆ B6MY	9A598-A ⓄECZ-99585-A												
◆ B7A	9585-B ⓄECZ-99585-D												
◆ B6LY	9A598-A ⓄECU-99585-A												
◇ B8A	9585-B ⓄEDG-99585-A * Use with EDG-9510-A carburetor only												
† B8A	9585-G ⓄEDC-99585-A											2	2
◇ B8MY	9A598-C Ⓞ5752537, BPB8M-99585-B												
◇ B8MY	9A598-A ⓄEDJ-99585-A												
◇ B8MY	9A598-B Ⓞ5752536, BPB8M-99585-A												
◇ B8A	9585-H Ⓞ5752230												
◆ B9S	9585-B ⓄB9ME-99585-A												
370005-S	Screw-No. 6-32 x 5/16"												
9599	RETAINER (PUMP LINK)												
◇ 1A1	9599-A Also serviced in 9590 kit - ⓄIGA-9599												
9A599	ROD (CHOKE CONTROL)												
◇ B7AZ	9A599-B ⓄEDB-9758-A, BB7A-9869-B												
353610-S	Retainer-spring ◆Carter †Ford ◇Holley												

Carburetor Chart

DESCRIPTION, SIZE, ETC.

GROUP AND PART NUMBER

NUMBER REQUIRED

GROUP AND PART NUMBER	DESCRIPTION, SIZE, ETC.	NUMBER REQUIRED											
9607	RETAINER (POWER JET NEEDLE VALVE)												
◇ B8A 9607-A	Also serviced in 9590 kit - ⊕EDJ-9607-A												
9607	RETAINER (SECONDARY DIAPHRAGM BALL CHECK VALVE)												
◇ B2A 9607-A	Also serviced in 9590 kit - ⊕ECZ-99517-B												
9607	RETAINER (VACUUM DISTRIBUTOR BALL CHECK VALVE)												
◇ B5A 9607-A	Screw - round head - slotted - 1/4" x 1/2" - ⊕ECK-99445-A												
9608	GASKET (POWER JET)												
◇ 8CM 9608	Also serviced in 9502 kit												
9608	GASKET (FUEL LEVEL CHECK PLUG)												
◇ 40 9608	Also serviced in 9502 kit												
9608	GASKET (SECONDARY THROTTLE DIAPHRAGM HOUSING)												
◆ ECZ 99510-A	Also serviced in 9502 kit												
◆ B7A 9608-B1	Also serviced in 9502 kit												
◆ ECU 99510-A	Also serviced in 9502 kit												
9609	"O" RING (FUEL VALVE & SEAT)												
◇ B6A 9609-A	Also serviced in 9502 kit - ⊕ECZ-99984-A												
	◆Carter †Ford ◇Holley												

Carburetor Chart

GROUP AND PART NUMBER	DESCRIPTION, SIZE, ETC.	NUMBER REQUIRED									
9609	"O" RING (SECONDARY VENTURI FUEL TUBE)										
◇ B6A 9609-A	Also serviced in 9502 kit - ⊕ECZ-99984-A										
◇ B5A 9609-A	Also serviced in 9502 kit - ⊕ECK-99984-A										
359009-S	Washer-flat-No. 10-tube seal washer										
372239-S	Washer-flat-No. 6-tube seal washer										
9616	TUBE (SECONDARY VENTURI FUEL SUPPLY)										
◇ B6A 9616-A	⊕ECZ-99594-A										
359009-S	Washer-flat-No. 10										
9622	SEAL (ACCELERATOR PUMP PISTON OPERATING ROD)										
◇8MTH 9622	Felt - lower - also serviced in 9502 kit										
359555-S	Washer-flat-No. 8										
9622	SEAL (FAST IDLE ROD)										
	See basic part number 9B501										
9624	SPRING (ACCELERATOR PUMP OVERTRAVEL)										
	See basic part number 9A538										
9627	BEARING (CHOKE SHAFT)										
† B7A 9627-A	⊕EDB-9627-B										
	▲Carter †Ford ◇Holley										

Carburetor Chart

YEAR	CARBURETOR	NUMBER REQUIRED																			
59	† PB9M 9510-H ⊕ 5752004																				
59	◆ B95 9510-A ⊕ 5752040																				1
59	† PB9M 9510-B ⊕ 5752005																				
58/59	† PB9M 9510-D ⊕ 5752425																				
58/59	◇ B9ME 9510-A ◇ B9EM 9510-B												1								1
58	◇ PB9M 9510-G ⊕ 5752553																				
58	◇ PB9M 9510-E ⊕ 5752426																				
58	◇ PB8M 9510-P ⊕ ED-5750898																				
58	◇ PB8M 9510-N ⊕ ED-5750897																				
58	◇ PB8M 9510-M ⊕ ED-5750891																				
58	† PB8M 9510-K ⊕ 5751683																				
58	† PB8M 9510-J ⊕ 5751682																				
58	◇ PB8M 9510-G ⊕ 5751354																				
58	◇ PB8M 9510-F ⊕ 5750898																				
58	◇ PB8M 9510-E ⊕ 5750897																				
58	◇ PB8M 9510-D ⊕ 5750891																				
58	◇ PB8M 9510-C ⊕ 5750614																				
58	◇ PB8M 9510-B ⊕ 5750613																				
58	◇ PB8M 9510-A ⊕ 5751095																				
58	◇ EDJ 9510-A																				
58	◇ EDG 9510-D&E																				
58	† EDG 9510-A&B																				
57/58	◇ B7A 9510-U ⊕ ECZ-9510-AD																				
57	◆ B7A 9510-J ⊕ ECZ-9510-AA																				
57	◇ B7A 9510-H ⊕ ECZ-9510-V																				
57	◆ ECU 9510-F&G																				
56	◇ B6A 9510-O ⊕ ECZ-9510-L																				
56	◇ B6A 9510-N ⊕ ECZ-9510-G																				
56	◇ B6A 9510-M ⊕ ECZ-9510-B																				
56	◇ B6A 9510-L ⊕ ECZ-9510-A																				
56	◆ ECZ 9510-F																				

GROUP AND PART NUMBER	DESCRIPTION, SIZE, ETC.
9633	CLAMP (SECONDARY VENTURI FUEL SUPPLY TUBE)
◇ B6A 9633-A	⊕ ECZ-99553-A
42795-S	Screw and lockwasher-pan hd. - No. 8-32 x 1/4"- clamp to main body
9634	SEAL (IDLE ADJUSTING NEEDLE)
◇ B7A 9634-A	Also serviced in 9502 kit - ⊕ EDB-99898-A
9-9634	SPRING (SECONDARY VACUUM CONTROL VALVE)
† PB8M 99634-A	3/8" free length - ⊕ 5752025
9635	RETAINER (SECONDARY VACUUM CONTROL VALVE SPRING)
† PB8M 9635-B	⊕ 5752024
9635	LINK (CHOKE PLATE)
◇ B5A 9635-C	⊕ ECZ-99632-A
◆ B7A 9635-A	⊕ ECZ-99632-B
359014-S2	Pin-5/16" x 9/16"
354827-S	Washer-flat 9/32"
9-9635	SEAL (AIR HORN)
◆ ECZ 99635-A	Rubber - also serviced in 9502 kit
◇ B5A 9611-A	Also serviced in 9502 kit - ⊕ ECK-99635-A
	◆ Carter † Ford ◇ Holley

Carburetor Chart

DESCRIPTION, SIZE, ETC.

GROUP AND PART NUMBER

GROUP AND PART NUMBER	DESCRIPTION, SIZE, ETC.	NUMBER REQUIRED									
9636	SPRING (ACCELERATOR PUMP LEVER RETURN)										
◇ B7A 9636-B	⊕EDB-9636-B										
† B8A 9636-A	Also serviced in 9590 kit - ⊕EDC-9636-A										
◆ B7A 9636-C2	Also serviced in 9590 kit - ⊕ECZ-9636-C										
9636	SPRING (ACCELERATOR PUMP PISTON OPERATING ROD)										
◇ 8CM 9636-B	Upper - 17/64" I. D. x 3-3/16" long - 22 coils										
9636	SPRING (ACCELERATOR PUMP PISTON RETURN)										
	See basic part number 9B545										
A9636	GASKET (ACCELERATOR PUMP PASSAGE PLUG)										
◆ ECZ A9636-A											
9641	VENTURI (PRIMARY)										
◆ B7A 9641-C	R. H. - ⊕ECZ-99992-C										
◆ B7A 9641-D	L. H. - ⊕ECZ-99993-C										
43408-S	Screw and washer-No. 10-32 x 1"										
9641	VENTURI (SECONDARY)										
◇ B5A 9641-A	⊕ECK-99982-A										
◆ B7A 9641-E	R. H. - ⊕ECZ-99982-A										
◆ B7A 9641-F	L. H. - ⊕EDC-99494-B										
43408-S	Screw and washer-No. 10-32 x 1"										
354826-S	Screw and washer-fill. hd. -No. 10-32 x 7/16"										
	◆Carter †Ford ◇Holley										

Carburetor Chart

GROUP AND PART NUMBER	DESCRIPTION, SIZE, ETC.	NUMBER REQUIRED									
9641	SUPPORT (BOOSTER VENTURI) See basic part number 9-9494										
9642	RETAINER (FLOAT LEVER SHAFT)										
B8A 9642-A	Also serviced in 9590 kit - @5750145										
† B7A 9642-A	Also serviced in 9590 kit - @EDB-9795-C										
◇ 351826-S	Washer - "C" - float retainer										
9643	RETAINER (PUMP ROD SPRING)										
◆ B7A 9643-A	@ECZ-99872-A										
9644	BEARING (FAST IDLE CAM)										
◇ B6A 9644-A	Must be used with the following parts-@ECZ-9674-A (1) B6A-9597-C cam (1) B6AZ-9A753-A shaft and housing (1) B6A-9849-C housing (1) 359013-S screw (1) 359113-S washer										
9647	WASHER (CHOKE ROD SEAL)										
◇ B7A 9647-A	@EDB-99956-A										
9648	TUBE (SECONDARY VENTURI FUEL SUPPLY METERING JET) See basic part number 9A528										
9649	ROD (FAST IDLE CAM)										
†PB8M 9649-A	@5751835										
351825-S	Washer-"C" ◆Carter †Ford ◇Holley										

Carburetor Chart

GROUP AND PART NUMBER	DESCRIPTION, SIZE, ETC.	NUMBER REQUIRED									
9655	SEAL (CHOKE AIR INLET TUBE)										
◇ B5A	9655-A Rubber - also serviced in 9502 kit - ⊕ECK-99639-A										
9682	RETAINER (FAST IDLE ROD SEAL)										
† B8A	9682-A ⊕EDC-99806-A ☆ When using this retainer on carburetors equipped with late type air horn, it is necessary to drill and tap a No. 8-32 hole in order to install part number 37611-S screw and 34802-S7 lock washer										
34802-S7	Lockwasher-No. 8										
37611-S	Screw-No. 8-32 x 1/4"										
9686	SPACER (CHOKE HOUSING TO THROTTLE BODY)										
◇ EDB	9686-A Used on carburetors with boss when B6A-9849-C choke housing is used										
9-9695	CAP (PIN & VALVE)										
● ECZ	99695-A										
9-9697	COVER (DUST)										
● ECZ	99697-A										
359712-S8	Screw and washer-fill. hd. -No. 8-32 x 1/2"										
9-9701	ARM (VENT)										
● ECZ	99701-A Also serviced in 9590 kit										
359713-S100	Screw and washer-No. 6-32 x 1/4"										
	●Carter †Ford ◇Holley										
YEAR	CARBURETOR										

Carburetor Chart

DESCRIPTION, SIZE, ETC.

GROUP AND PART NUMBER

GROUP AND PART NUMBER	DESCRIPTION, SIZE, ETC.	NUMBER REQUIRED											
9-9703	GASKET (DUST COVER)												
◆ ECZ 99703-A	Also serviced in 9502 kit												
9-9704	RETAINER (BOWL VENT SPRING)												
◆ ECZ 99704-A													
9-9710	ARM & SCREW (METERING ROD)												
◆ ECZ 99710-A													
9-9718	GASKET (PUMP RELIEF PLUG)												
◆ ECZ 99718-A	Also serviced in 9502 kit												
9-9722	GASKET (FUEL INLET STRAINER PLUG)												
◆ ECZ 99722-A	Also serviced in 9502 kit												
9A753	SHAFT & LEVER (THERMOSTATIC CHOKE)												
◇B6AZ 9A753-A	⊕ECZ-99557-B, EB6A-9857-B ☆ Use with B6A-9849-C housing, 359013-S screw and 359113-S washer. Also use B6A-9597-B cam and EDB-9686-A spacer on carburetors with boss on throttle body. On carburetors with boss on throttle body also use B6A-9597-C cam and B6A-9644-A bearing.												
◆B7AZ 9A753-C	⊕ECZ-99557-C, EB7A-9857-C												
◇B7AZ 9A753-B	⊕EDB-99557-D, EB7A-9857-B												
†B8AZ 9A753-A	⊕EDC-99557-A, EB8A-9857-A												
◆B8AZ 9A753-B	⊕EDT-99557-A, EB8A-9857-B												
	◆Carter †Ford ◇Holley												

Carburetor Chart

GROUP AND PART NUMBER	DESCRIPTION, SIZE, ETC.	NUMBER REQUIRED											
		YEAR	CARBURETOR										
9A766	ROD (CHOKE CONNECTOR)												
•B6MY 9A766-A	⊕ECZ-99799-A	1											
• B7A 9598-C	⊕ECZ-99799-B		1										
359734-S	Retainer-spring-1/8"		2										
9A767	SCREW (CHOKE VALVE ATTACHING)												
•B6MY 9A767-A	⊕ECZ-99549-A		2										
• B7A 9586-B	⊕ECZ-99549-B												
†B9A 9586-A	⊕5751839												
9B768	PIN (CHOKE PISTON)												
•B7MY 9B768-A	⊕ECG-99854-A												1
9A796	KIT (CHOKE, PISTON, LINK & PIN)												
•B9AZ 9A796-A	Consists of the following - (1) ECG-9838-A lever & link (1) ECG-9840-A piston (1) ECG-99854-A pin												1
9800	DASHPOT												
	See basic part number 9B549												
9800	PLUNGER (DASHPOT)												
• B7A 9800-B	⊕ECZ-99926-A												1
9805	LEVER (CAM TRIP)												
	Also see basic part number 9551												
• ECZ 9551-B													1
	CONTINUED ON NEXT PAGE												
	•Carter †Ford ◊Holley												

Carburetor Chart

GROUP AND PART NUMBER	DESCRIPTION, SIZE, ETC.	NUMBER REQUIRED											
		59	59	59	58/59	58/59	58	58	58	58	58	58	58
9805	LEVER (CAM TRIP) CONTINUED												
• B7A 9805-A	⊕ECZ-9551-D												
359733-S	Washer-flat-25/64" I. D. x 19/32" O. D. x 3/32" thick												
9806	LEVER (CHOKE COUNTERSHAFT OPERATING)												
• B7A 9806-A	⊕ECZ-99941-A												
• B8A 9806-A	⊕EDT-99941-A												
34126-S	Nut-square-No. 8-32												
359719-S7	Screw-fill. hd. -washer-No. 8-32 x 3/4"												
9815	BRACKET (DASHPOT MOUNTING)												
	See basic part number 9B550												
9829	GASKET (FUEL INLET SEAT SCREW)												
◊ B2A 9829-A	Also serviced in 9502 kit - ⊕EAA-99571-A												
9835	LEVER (DASHPOT OUTER)												
• B7A 9835-A	⊕ECZ-9932-A												
• B8A 9835-A	⊕EDT-9933-A												
9836	LEVER (DASHPOT INNER)												
• B7A 9836-A	⊕ECZ-9933-A												
• B8A 9836-A	⊕EDT-9932-A												
353651-S	Retainer-spring-1/4"												
370012-S7	Washer-flat-15/64" I. D. x 13/32" O. D.												
	•Carter †Ford ◊Holley												

Carburetor Chart

GROUP AND PART NUMBER	DESCRIPTION, SIZE, ETC.	NUMBER REQUIRED											
		59	59	59	58/59	58	58	58	58	58	58	58	58
9840	PISTON (THERMOSTATIC CHOKE) Also see basic part number 9A796 kit												
◆ ECZ 9840-A		1											
◇ B6A 9840-C	Link and lever attached - ⊕ECZ-99523-B												
◇ B7A 9840-B	Link and lever attached - ⊕EDB-99523-D												
◇ B8E 9840-A	Link and lever attached - ⊕5750143												
◇ B8S 9840-A	Link and lever attached - ⊕EDJ-99523-A												
◆ B9ME 9840-B	Identification - "Brown" stain in groove in bottom of piston - CODE tag FKL-9BB												
354827-S	Brass-. 280"/. 286" I. D. x . 420"												
355829-S7	Nut-hex. -No. 8-36												
359729-S7	Pin-straight-3/32" dia. x 9/32" long-piston to choke shaft lever												1
355027-S	Screw-flat hd. -slotted-No. 6-32 x 1/4"												
359013-S	Screw-slotted hd. -with shoulder-No. 6-32												
34802-S7	Washer-spring lock-No. 8												
359113-S	Washer-brass-5/32" I. D. x 5/16" O. D. x . 015" thick												
370014-S	Washer-. 199" x . 253" I. D. x 15/32" O. D.												
9842	CLAMP (THERMOSTATIC CHOKE HOUSING)												
◆ B7A 9842-B	⊕ECZ-9842-A												3
†◇B6A 9842-A	⊕ECG-9842-A												
31061-S	Screw-fill. hd. -No. 8-32 x 1/2"												
37611-S	Screw-fill. hd. -pointed-No. 8-32 x 1/4"												
355067-S	Screw and washer assy. -No. 8-32 x 5/16"												3
	CONTINUED ON NEXT PAGE												
	◆Carter †Ford ◇Holley												

Carburetor Chart

DESCRIPTION, SIZE, ETC.

GROUP AND PART NUMBER

9842 CLAMP (THERMOSTATIC CHOKE HOUSING)
CONTINUED

359706S8 Stud-No. 8-32 x 51/64"

34802S7 Washer-spring lock-No. 8

9844 PLATE (THERMOSTATIC CHOKE HOUSING)

◇ B6A 9844-A @ECZ-9844-A

◆ ECZ 9844-B

◆ ECU 9844-A

†PB8M 9844-A @5751833

◆ B9S 9844-A @B9ME-9A599-A

9-9844 SPRING (THROTTLE TENSION)

See basic part number 9A538

9848 COVER & SPRING (THERMOSTATIC CHOKE)

◇ B6A 9848-C @ECZ-9848-C

◆ ECZ 9848-B

◆ ECU 9848-C

◆ B7A 9848C1 @ECZ-9848-D

◇ B8A 9848-E @5752416

◇ B8A 9848A2 Marked "58L-1" - @5752417

◇ EDG 9848-B Marked "58L-2"

† B8A 9848-B @EDC-9848-A

†B9ME 9848-A "TE" embossed on cover

◆ B9ME 9848-B

◆ Carter †Ford ◇ Holley

NUMBER REQUIRED

YEAR	CARBURETOR																				
59	† PB9M 9510-H ⊕ 5752004																				
59	◆ B9S 9510-A ⊕ 5752040																				
59	† PB9M 9510-B ⊕ 5752005																				
58/59	† PB9M 9510-D ⊕ 5752425																				
58/59	◇ B9ME 9510-A ◇ B9EM 9510-B																				
58	◇ PB9M 9510-G ⊕ 5752553																				
58	◇ PB9M 9510-E ⊕ 5752426																				
58	◇ PB8M 9510-P ⊕ ED-5750898																				
58	◇ PB8M 9510-N ⊕ ED-5750897																				
58	◇ PB8M 9510-M ⊕ ED-5750891																				
58	† PB8M 9510-K ⊕ 5751683																				
58	† PB8M 9510-J ⊕ 5751682																				
58	◇ PB8M 9510-G ⊕ 5751354																				
58	◇ PB8M 9510-F ⊕ 5750898																				
58	◇ PB8M 9510-E ⊕ 5750897																				
58	◇ PB8M 9510-D ⊕ 5750891																				
58	◇ PB8M 9510-C ⊕ 5750614																				
58	◇ PB8M 9510-B ⊕ 5750613																				
58	◇ PB8M 9510-A ⊕ 5751095																				
58	◇ EDJ 9510-A																				
58	◇ EDG 9510-D&E																				
58	† EDG 9510-A&B																				
57/58	◇ B7A 9510-U ⊕ ECZ-9510-AD																				
57	◆ B7A 9510-J ⊕ ECZ-9510-AA																				
57	◇ B7A 9510-H ⊕ ECZ-9510-V																				
57	◆ ECU 9510-F&G																				
56	◇ B6A 9510-O ⊕ ECZ-9510-L																				
56	◇ B6A 9510-N ⊕ ECZ-9510-G																				
56	◇ B6A 9510-M ⊕ ECZ-9510-B																				
56	◇ B6A 9510-L ⊕ ECZ-9510-A																				
56	◆ ECZ 9510 F																				

Carburetor Chart

GROUP AND PART NUMBER	DESCRIPTION, SIZE, ETC.	NUMBER REQUIRED											
		59	59	59	58/59	58	58	58	58	58	58	58	58
9849	HOUSING & PLUGS (CHOKE)												
◇ B6A 9849-C	⊕ECZ-9849-C - use with the following - (1) B6AZ-9A753-A shaft and lever (1) 359013-S screw (1) 359113-S washer												
◆ ECZ 9849-B	Mounted on right side of lower body - use with early model carburetor along with ECZ-99862-A gasket in basic part number 9853												
◆ ECU 9849-E	Use with late model carburetor along with ECU-99862-A in basic part number 9853 ☆ Use with carburetor ECU-9510-F only												
◆ ECU 9849-D	☆ Use with carburetor ECU-9510-G only												
◆ B7A 9849-C	⊕ECZ-9849-D												
◇ B7A 9849-B	⊕EDB-9849-D												
◇ PB8M 9849-A	⊕5750141												
◇ EDG 9849-A													
† B8A 9849-B	⊕EDC-9849-A												
† B9AE 9849-A													
◆ B8A 9849-A	⊕EDT-9849-A												
31165-S8	Screw-fill. hd. -No. 8-32 x 1-5/8"												
352256-S8	Screw and washer-fill. hd. -No. 8-32 x 1/2"												
359369-S8	Screw and lockwasher-fill. hd. -No. 8-32 x 1-1/8"												
359720-S100	Screw-fill. hd. -tapping-No. 8-32 x 5/8"												
359737-S	Screw and washer-fill. hd. -No. 8-32 x 1-1/4"												
370015-S	Screw-fill. hd. -No. 8-32 x 1/2"												
34903-S7	Washer-internal tooth lock-No. 10												
	◆Carter †Ford ◇Holley												

Carburetor Chart

GROUP AND PART NUMBER	DESCRIPTION, SIZE, ETC.	NUMBER REQUIRED											
9850	CONTROL ASSEMBLY (CHOKE THERMOSTATIC)												
◇ B6A	9850-A ⊕ECZ-9850-A												
◇ B7A	9850-A ⊕ECG-9850-B												
◆ B7A	9850-B ⊕ECG-9850-A												
† B8A	9850-A ⊕EDC-9850-A												
◆ B9LE	9850-A												
† B9ME	9850-B												
31165-S8	Screw-fill. hd. -No. 8-32 x 1-5/8"												
352256-S8	Screw and washer-fill. hd. -No. 8-32 x 1/2"												
359369-S8	Screw and lockwasher-fill. hd. -No. 8-32 x 1-1/8"												
359720-S100	Screw-fill. hd. tapping-No. 8-32 x 5/8"												
359737-S	Screw and washer-fill. hd. -No. 8-32 x 1-1/4"												
370015-S	Screw-fill. hd. -No. 8-32 x 1/2"												
34903-S7	Washer-internal tooth lock-No. 10												
9852	SPACER (THERMOSTATIC CHOKE SHAFT)												
◇ B5A	9852-A ⊕EAD-99505-A												
† B7A	9852-A ⊕EDB-9714-B												
34079-S	Nut-hex. -No. 10-32												
34938-S	Washer-internal tooth-No. 8												
9853	GASKET (CHOKE HOUSING & PLUGS TO MAIN BODY)												
◇ B6A	9853-C Also serviced in 9502 kit - ⊕ECZ-99856-A												
◆ ECZ	99862-A Also serviced in 9502 kit * Use with housing and plugs assembly ECZ-9849-B												
◆ ECU	99862-A Also serviced in 9502 kit												
	CONTINUED ON NEXT PAGE												
	◆Carter †Ford ◇Holley												

Carburetor Chart

GROUP AND PART NUMBER	DESCRIPTION, SIZE, ETC.	NUMBER REQUIRED											
		59	59	59	58/59	58	58	58	58	58	58	58	58
9853	GASKET (CHOKE HOUSING & PLUGS TO MAIN BODY) CONTINUED												
	☆ Use with housing and plugs assembly ECU-9849-E only ☆ Use with carburetor ECU-9510-F only												
◆ ECU 98862-B	Also serviced in 9502 kit												
◆ B7A 9853-C	☆ Use with carburetor ECU-9510-G only												
◇ B7A 9853-B	Also serviced in 9502 kit - @ECZ-99862-B ☆ (2) Used for choke housing ☆ (1) Used for secondary diaphragm												
† B8A 9853-A	Also serviced in 9502 kit - @EDC-9853-A												
9861	SHIELD (THERMOSTATIC CHOKE)												
◇ B6A 9861-A	@ECZ-99861-A												
◆ ECZ 9803-A	Baffle												
† B8A 9861-A	@EDC-99861-A												
43245S8	Screw and washer-fill. hd. -No. 8-32 x 1/4"												
355067S7	Screw and washer-fill. hd. -No. 8-32 x 5/16"												
359706S7	Stud-No. 8-32 x 51/64"												
9-9865	LINK (VACUUMETER PISTON)												
◆ ECZ 99865-A													
9871	GASKET (CHOKE THERMOSTATIC HOUSING TO CHOKE HOUSING & PLUGS)												
◇ B6A 9871-A	Also serviced in 9502 kit - @ECZ-99863-A												
◆ B7A 9871-C	Also serviced in 9502 kit - @ECZ-9871-A												
◇ B7A 9871-B	Also serviced in 9502 kit - @EDB-9871-B												
	CONTINUED ON NEXT PAGE												
	◆Carter †Ford ◇Holley												

Carburetor Chart

GROUP AND PART NUMBER	DESCRIPTION, SIZE, ETC.	NUMBER REQUIRED											
9871	GASKET (CHOKE THERMOSTATIC HOUSING TO CHOKE HOUSING & PLUGS) CONTINUED												
◆ B8A 9871-B	Also serviced in 9502 kit - ⊕5751334												
† B8A 9871-A	Also serviced in 9502 kit - ⊕EDC-9871-A												
9879	LEVER (THERMOSTATIC CHOKE HOUSING)												
† B8A 9879-A	⊕EDC-9879-A												
9905	VALVE (SPARK CONTROL) See basic part number 9B572												
9-9918	SCREEN (PRIMARY NEEDLE SEAT)												
◆ ECZ 99918-A													
9919	LEVER (ACCELERATOR PUMP OVERTRAVEL)												
† B8A 9919-A	⊕EDC-A9998-A												
74271-S	Retainer-spring-3/32"												
9-9919	SCREEN (SECONDARY FUEL INLET)												
◆ ECZ 99919-A	Also serviced in 9590 kit												
9928	COVER (VACUUM PISTON)												
◆ B7A 9928-A	⊕ECZ-99864-A												
370016-S	Screw and washer-fill. hd. -No. 6-32 x 5/16"												
	◆Carter †Ford ◇Holley												

Carburetor Chart

GROUP AND PART NUMBER	DESCRIPTION, SIZE, ETC.	NUMBER REQUIRED			
		59	58/59	58	56
9930	COVER (ECONOMIZER VALVE)				
† B7A 9930-A	⊕EDB-99906-B				
31061-S8	Screw-fill. hd. -No. 8-32 x 1/2"				
34802-S8	Washer-No. 8				
9-9931	GASKET (SECONDARY DIAPHRAGM)				
◆ ECU 99931-A	Fibre - also serviced in 9590 kit				
9937	SPRING (FILTER SCREEN RETAINER)				
◆ A8Q 9937-A	⊕8CM-99527				
9-9937	HORN (AIR HORN) LESS SHAFT				
	See basic part number 9524				
9938	SCREEN & RETAINER (FILTER)				
◆ A8Q 9938-A	Also serviced in 9590 kit - ⊕1CM-99522				
◆ ECZ 99526-A	Also serviced in 9590 kit				
◆ B7A 9938-C	Also serviced in 9590 kit - ⊕ECZ-99526-B				
◆ B7A 9938-B	Also serviced in 9590 kit - ⊕EDB-99522-A				
◆ B8A 9938-A	Also serviced in 9590 kit - ⊕EDC-99526-A				
† B7A 9938-A	Also serviced in 9590 kit - ⊕EDB-99526-A				
9944	PLUG (FLOAT NEEDLE SEAT)				
◆ 8CM 9944	5/8"-24 thread - use with B6A-9512-C body and plugs assembly				
	◆Carter †Ford ◆Holley				

Carburetor Chart

GROUP AND PART NUMBER	DESCRIPTION, SIZE, ETC.	NUMBER REQUIRED											
9-9955	GASKET (MAIN BODY PLATE) SECONDARY)												
◇PB8M 99955-A													
9959	SPRING (FUEL INLET SEAT RETAINER)												
◇ B6A 9959-A	Use with B6A-9512-F body and plugs and B6A-9564-B valve and seat - also serviced in 9590 kit - ⊕ECZ-9959-A												
9973	JET (GOVERNOR BY-PASS)												
◇ B6A 9973-A	Stamped ".38" - ⊕ECZ-9973-A												
9-9975	PLUG (PUMP DISCHARGE)												
◆ ECZ 99719-A													
◆ ECU 99975-A													
9976	SPRING (VACUUM PISTON)												
	See basic part number 9B548												
9976	SPRING (ACCELERATOR PUMP OPERATING ROD)												
◇ B2Q 9976-A	⊕EAM-99628-A												
9984	COVER & PLUGS (MAIN BODY)												
◇ B6A 9984-D	Stamped ".58" - vent holes in small towers - use with B6A-9531-C rod - ⊕ECZ-99983-D see basic part number 9526												
3480458	Lockwasher-No. 12												
3170957	Screw-fill. hd. -No. 12-24 x 5/8"-bowl cover to main body												
	◆Carter †Ford ◇Holley												

Carburetor Chart

DESCRIPTION, SIZE, ETC.

GROUP AND PART NUMBER

GROUP AND PART NUMBER	DESCRIPTION, SIZE, ETC.	NUMBER REQUIRED											
9385	GASKET (MAIN BODY COVER PLATE) See basic part number 9A529												
9-9991	LEVER & COUNTERWEIGHT (PUMP OPERATING)												
● ECZ 99991-A													
9996	TUBE (VACUUM TRANSFER)												
† EDC 9996-A													
9997	TUBE (SECONDARY THROTTLE CONTROL VACUUM)												
† B8A 9997-A	⊕EDC-99805-A												
	●Carter †Ford ◊Holley												

Fuel Tank

GROUP AND PART NUMBER	DESCRIPTION, SIZE, ETC.	NO. REQ'D	MODEL OR ENGINE CUBIC INCH DISPLACEMENT	YEAR 19____
9002 TANK (FUEL)				
MC 9002-C		1	All except 79	56
B5A 9002-H	⊕AB-9002-H	(a) 1	79	56
MG 9002-B		(a) 1	All except 56, 77	57
MK 9002-E	When this part is used to replace MG-9002-C on 1957 models 56, 77 - the following parts must be used - (2) B5A-2344-A clamps (1) MK-9092-B strap - R. H. (6) AJ-9240-A insulators (1) MK-9327-B hose (1) MK-99085-B strap - L. H. AJ-9240-A is a NS item - rubber - 2-13/32" x 1-1/4" x 5/16" thick	1	56, 77	57/58
MH 9002-C		1	57C, 63C, 76C	58
MK 9002-D		1	57A, B, 58A, B, 63A, B, 64A, 65A, 75A, 76A, B	58
B9MM 9002-A	20 gallon capacity	(a) 1	56, 77	59
PB9M 9002-D	⊕4847876	(a) 1	All except 56, 77	59
353055-S7	Pipe plug-extended hd. -1/4"-18-use as drain plug	1	a	
9A010 BOLT (FUEL TANK STRAP)				
B5MY 9A010-A	⊕MC-99052-B ☆ 1956 - use on all models except 79 ☆ 1957-58 - use on all models	2	All ☆	56/58
B9MY 9A010-A	3/8"-16 x 3-7/16" - "J" shaped - ⊕B9M-99052-A	2	All	59
9024 GROMMET (FUEL TANK VENT TUBE)				
PB9M 9024-A	Rubber - 15/32" I. D. x 3/4" O. D. - ⊕4848375	1	56, 77	59
9030 CAP (FUEL TANK FILLER)				
AB 9030-C	☆ 1956 - used with all models except 79 ☆ 1957-58 - used with all models except 56 and 77	1	All ☆	56/58
MG 9030-B	Locking type - accessory ☆ 1956 - used with all models except 79 ☆ 1957-58 - used with all models except 56 and 77	1	All ☆	56/58
BOA 9030-A	⊕1M-9030-A ☆ 1956 - used with 79 models ☆ 1957-58 - used with 56 and 77 models	1	56☆, 77☆, 79☆	56/58
CONTINUED ON NEXT PAGE				

Fuel Tank

GROUP AND PART NUMBER	DESCRIPTION, SIZE, ETC.	NO. REQ'D	MODEL OR ENGINE CUBIC INCH DISPLACEMENT	YEAR 19__
9030 CAP (FUEL TANK FILLER) CONTINUED				
B9A 9030-C	⊕B9AA-9030-A or B * 1956 - used with 79 models * 1957-58 - used with 56 and 77 models	1	56☆, 77☆, 79☆	56/58
B9M 9030-A	Alternate with PB9M-9030-A	1	All	59
B9KK 9030-B	Locking type - accessory use with 2" filler pipe	1	All	59
PB9M 9030-A	Alternate with B9M-9030-A - ⊕4847872	1	All	59
9034 PIPE (FUEL TANK FILLER)				
B5A 9034-A	⊕BN-9034-A	1	79	56
MG 9034-C	With vent	(a) 1	56, 77	57/58
MK 9034-A	Pipe assy.	1	57C, 63C, 76C	58
PB9M 9034-B	⊕4848332	(b) 1	56, 77	59
	33883-S7 Screw-self-tap. -5/16"-18 x 1/2"	1	b	
	51754-S8 Screw-pan hd. -No. 6-32 x 3/8" long-pipe and vent assy. to body	2	a	
9046 BRACKET (FUEL TANK REAR SUPPORT)				
MC 9046-A		(a) 1	79	56
	20348-S7 Bolt-hex-hd. -3/8"-16 x 3/4"-rear support bracket to rear cross member	2	a	
	20389-S8 Bolt-hex. hd. -3/8"-24 x 1" (4) fuel tank front support bracket to rear cross member (2) rear support bracket to cross member	AR	a	
	34807-S7 Lockwasher-3/8" (4) front and rear support bracket to rear cross member (2) rear support bracket to fuel tank	AR	a	
9047 HOSE (FUEL TANK FILLER)				
1M 9047	2-9/64" x 3-21/32" long - use in place of MG-9047-A by cutting to 3" length	1	79	56
		1	56, 77	57
		1	56, 57C, 63C, 75B, 76C, 77	58
		1	All except 56, 77	59
MK 9047-A	Filler vent hose - 7/16" I.D. x 5/8" O.D. x 6" long	1	57C, 63C, 75B, 76C	58
MG 9047-A	NS-3" long cut from 1M-9047	1	56, 77	59
PB9M 9047-A	2-5/16" O.D. x 2-3/4" long - ⊕4848355	1	56, 77	59
9-9048 TUBE (FUEL TANK VENT) UPPER				
	See basic part number 9A086			

Fuel Tank

GROUP AND PART NUMBER	DESCRIPTION, SIZE, ETC.	NO. REQ'D	MODEL OR ENGINE CUBIC INCH DISPLACEMENT	YEAR 19__
9068 BRACKET (FUEL TANK SUPPORT)				
B5A 9068-A	Front - ⊕AF-9068-A (a)	2	79	56
20389-S8	Bolt-hex. hd. -3/8"-24 x 1"-fuel tank front support bracket to cross member and fuel tank	8	a	
33800-S8	Nut-hex-3/8"-24-fuel tank front support bracket to cross member and fuel tank	8	a	
34807-S7	Lockwasher-3/8"	8	a	
9069 GROMMET (FUEL TANK VENT PIPE)				
B2A 9244-B	Rubber-vent tube cap - ⊕AB-99244-C	1	79	56
B5A 9069-A	Rubber - ⊕LA-99068-A ☆ 1956 - use on all models except 79 ☆ 1957-58-59 - use on all models except 56 and 77	1	All☆	56/59
9077 PLUG (FUEL TANK DRAIN)				
OA 9077	7/8"-20 thread	1	79	56
9080 GROMMET & "O" RING (FUEL TANK FILLER)				
B7A 9080-A	Rubber - ⊕BAC-9080-A ☆ 1956 - use on model 79 ☆ 1957-58 - use on models 56 and 77	1	56☆, 77☆, 79☆	56/58
PB9E 9080-A	Rubber - ⊕1018778	1	56, 77	59
9A086 TUBE (FUEL TANK VENT) UPPER				
MC 99048-B	NS-5/16" diameter steel tubing x 68-1/2" (a) long - cut from 8C-2269-A - 25 ft. roll	1	All except 79	56
MG 99048-B	NS-5/16" diameter steel tubing x 66-1/2" long - cut from 8C-2269-A - 25 ft. roll ☆ 1957 - use on all models except 56 and 77 ☆ 1958 - use on models 57A, B, 58A, B, 63A, B, 64A, 65A, 75A, 76A, B	1	All☆	57/58
MH 99048-A	NS-5/16" O. D. steel tubing x 67" long - cut from 8C-2269-A - 25 ft. roll	1	57C, 63C, 75B, 76C	58
B9MY 9A086-A	⊕4848356, ⊕PB9M-99048-C	1	56, 77	59
B9MM 99048-A	NS-5/16" O. D. steel tubing x approximately 82-3/4" long - cut from 8C-2269-A - 25 ft. roll	1	All except 56, 77	59
33797-S7	Nut-hex-5/16"-18-fuel tank upper vent tube to floor pan to quarter panel ext. -L. H.	2	a	
34826-S7	Washer-spring-5/16"-fuel tank upper vent tube to floor pan to quarter panel ext. -L. H.	2	a	

Fuel Tank

GROUP AND PART NUMBER	DESCRIPTION, SIZE, ETC.	NO. REQ'D	MODEL OR ENGINE CUBIC INCH DISPLACEMENT	YEAR 19__
9092 STRAP (FUEL TANK SUPPORT)				
B6A 9092-A	⊕AH-9092	(a) 2	All except 79	56
MG 9092-B	L. H.	(a) 1	56, 77	57
MG 9092-C	R. H.	(a) 1	56, 77	57
MG 9092-D		(a) 2	All except 56, 77	57
MK 9092-B	R. H. ☆ 1957 - use with MK-9502-E fuel tank when installed on models 56 and 77	1	56☆, 77☆	57/58
MK 99085-B	L. H. ☆ 1957 - use with MK-9002-E when installing on vehicles	1	56☆, 77☆	57/58
MG 9092-D		2	57A, B, 58A, B, 63A, B, 64A, B, 65A, 75A, 76A, B	58
MH 9092-A		2	57C, 63C, 76C	58
MK 9092-A	R. H.	1	56, 77	58
MK 99085-A	L. H.	1	56, 77	58
PB9M 9092-A	⊕4846950	2	All	59
34444-S8	Locknut-hex. -3/8"-16-fuel tank support strap to body	2	a	
44726-S8	Washer-flat-3/8"-fuel tank support strap to body	2	a	
9101 TUBE (FUEL TANK VENT) LOWER				
PB9M 9101-A	Steel tubing - 5/16" dia. x 16-1/2" long - ⊕4747004	1	All except 56, 77	59
9125 RING (FUEL TANK FILLER CAP RETAINING CHAIN)				
B9MM 9125-A	Spring steel	1	All	59
9133 CHAIN (FUEL TANK FILLER CAP RETAINER)				
B9MM 9133-A	10" long	1	All	59
9136 SEAL (FUEL TANK FILLER NECK TO REAR FLOOR PAN)				
B9MB 9136-B	Rubber - 1/4" thick x 5-1/2" wide x 8" long with 1/2" x 1-1/16" slot	1	All except 56, 77	59

Fuel Tank

GROUP AND PART NUMBER	DESCRIPTION, SIZE, ETC.	NO. REQ'D	MODEL OR ENGINE CUBIC INCH DISPLACEMENT	YEAR 19__
9155 FILTER (FUEL)				
φ EDJ 9155-A	(a)	1	383(mod.), 383, 430	58
φ B8S 9155-A	Magnetic type - ⊕5751827 (a, b)	1	383(mod.), 383, 430	58/59
◆PB8M 9155-A	Magnetic type - ⊕5751828 (a)	1	383(mod.), 383, 430	58/59
87972-S	Connector-1/8"male pipe thread x 1/2"-20 female thread-fuel filter to carburetor tube	1	a	
352473-S	Nipple-1/8" fuel filter to fuel pump	1	b	
9160 GASKET (FUEL FILTER SEDIMENT BOWL)				
ECR 9160-A		1	430-6V	58
9-9162 COVER (FUEL FILTER)				
◆PB8M 99162-A	⊕5752378	1	383(mod.), 383, 430	58
9170 HOSE (FUEL TANK VENT TUBE)				
BN 9170-A	1/2" I. D. x 25/32" O. D. x 1-3/4" long	1	79	56
MG 9170-A	9/32" I. D. x 9/16" O. D. x 21" long ☆ 1956 - use on all models except 79 by cutting to proper length ☆ 1957-58 - use with models 56 and 77 ☆ 1959 - use on all models	1	All ☆	56/59
PB9M 9170-A	NS-9/32" I. D. x 9/16" O. D. x 3" long cut from MG-9170-A	2	All except 56, 77	59
PB9M 9170-B	15/32" I. D. x 49/64" O. D. x 15" long - ⊕4848357	1	56, 77	59
9171 CLAMP (FUEL TANK VENT PIPE HOSE)				
BN 9171-B	NS-self compressing spring wire-use 1C-18572-A	2	79	56
1C 18572-A	57/64" I. D. x 1/2" wide adjustable	2	79	56
9212 TERMINAL (WIRE)				
FAA 9212-A	Fuel gage	1	All	56
◆ Carter φ A. C.				

Fuel Tank

GROUP AND PART NUMBER	DESCRIPTION, SIZE, ETC.	NO. REQ'D	MODEL OR ENGINE CUBIC INCH DISPLACEMENT	YEAR 19__
9240 INSULATOR (FUEL TANK)				
LA 9240-A	NS-1-3/8" wide x 4" long x 5/16" thick - make locally	4	79	56
MC 9240-A	NS-1-1/2" wide x 2-1/2" long x 7/32" thick - make locally	7	All except 79	56
AJ 9240-A	NS-Rubber - 2-13/32" x 1-1/4" x 5/16" thick - made locally	5	56, 77	57/58
MG 9240-A	NS-Rubber - 23-3/8" x 29" x 1/32" thick - made locally	1	All except 56, 77	57/58
B9MM 9240-B	NS-Rubber - 27" x 23-3/4" x 1/32" thick - improvise locally	1	All	59
9242 FERRULE (FUEL LINE)				
B 9242-A	For 1/4" tubing - fuel pump pipe to carburetor	(a) 1	312, 368, 383(mod.), 383, 430	56/59
357980-S	Nut-hex-7/16"-24-choke control outlet tube to carburetor	1	a	
9272 WIRING (INSTRUMENT CLUSTER)				
PB9M 9272-A	⊕2703835	1	All	59
9273 INDICATOR (OIL PRESSURE)				
FDT 9273-A		1	All	56
9275 SENDER (FUEL TANK)				
B6A 9275-A	5-5/8" O.D. mounting plate - ⊕FDR-9275-A	(a) 1	All except 79	56
B6A 9275-B	4" O.D. mounting plate - ⊕FDR-9275-B	(a) 1	79	56
B7A 9275-E	⊕FEG-9275-E	1	All except 56, 77	57/58
B7A 9275-F	⊕FEG-9275-F	1	All except 56, 77	57/58
B7A 9275-G	⊕FEG-9275-G	1	56, 77	57/58
PB9M 9275-A	⊕2701542	1	All	59
34903-S8	Lockwasher-No. 10 gage to tank assy.	6	a	
50930-S8	Screw-cr. rec. fill hd. -No. 10-32 x 1/2"- gage to tank assy.	6	a	

Fuel Tank

GROUP AND PART NUMBER	DESCRIPTION, SIZE, ETC.	NO. REQ'D	MODEL OR ENGINE CUBIC INCH DISPLACEMENT	YEAR 19__
9275 KIT (SENDER ASSEMBLY) FUEL TANK				
B6AF 9275-A	12 Volt - consists of the following - (1) FAA-9212-A (1) B9AF-9B279-A (1) FDU-9276-A (1) 42795-S8 (1) B6AF-9A054-A (1) 373475-S8 (1) IS-399 Instruction Sheet	1	All	56
9276 GASKET (FUEL TANK SENDER)				
B6A 9276-A	2" I.D. x 3-5/32" O.D. - ⊕FDU-9276-A	1	All	56
B7A 9276-A	2-15/64" I.D. x 2-21/64" O.D. - ⊕FEG-9276-A	1	All	57/58
B9AF 9276-A	Rubber - 2-1/8" I.D. x 2-19/16" O.D. x 5/32" thick	1	All	59
9277 RING (FUEL TANK SENDER RETAINING LOCKING)				
B7A 9277-A	1-1/2" I.D. x 2-11/16" O.D. - ⊕FEG-99275-A	1	All	57/59
9278 SWITCH (OIL PRESSURE SENDER)				
B6A 9278-A	⊕FDT-9278-A	1	All	56
B6A 9278-B	⊕FDA-9278-A	1	312, 383(mod.), 383, 430	57/59
9280 INDICATOR (FUEL LEVEL)				
FDT 9280-A		1	All	56
FEK 9280-D		1	65A, 75A	57
FEK 9280-E		1	All except 65, 75	57
FEW 9280-A		1	All	58
PB9M 9280-A	⊕2703325	1	All	59
9282 TUBE (FUEL) REAR				
MC 9282-D		(a, b) 1	79	56
MC 9282-E		(a) 1	All except 79	56
MG 9282-J		(a, b, c) 1	All except 56, 77	57
MG 9282-K		(a, b) 1	56, 77	57
MK 9282-C		1	All except 58C, 64B	58
MK 9282-D		1	58C, 64B	58
B9M 9282-A	3/8" dia. steel tubing x 198" long	1	All	59
87944-S8	Nut-tube fitting-1/2"-20 (1) rear fuel tube to union (1) rear fuel tube to fuel tank	2	c	
95806-S32	Clip-rear fuel tube assy. to frame	1	a	
356626-S32	Clip-tube-3/16" x 5/16"-rear fuel tube assy. to frame	4	a, b	
9A282 WIRE (OIL PRESSURE GAUGE CONNECTOR)				
B6LY 9A282-A	19-1/4" long - ⊕FDV-14322-A	1	All	56
B8MY 9A282-A	28-1/2" long - ⊕FEF-14322-A	1	312, 368	57/59
9288 HOSE (FUEL PUMP TO FUEL LINE)				
1A 9288-A	Flexible - rubber and fabric (a)	1	312, 368	56/57
MK 9288-A	Flexible - rubber and fabric - 7-5/8" approx. o/all length	1	312, 383(mod.), 383, 430	58
87936-S8	Elbow-fuel pump to fuel line hose - 1/8" x 45°	1	a	
9288 HOSE (FUEL PUMP TO REAR SECONDARY CARBURETOR)				
PB8L 9288-A	NS-Cut from MK-9327-B - 21-1/4" long - ⊕5750629	1	430-6V	58

Fuel Tank

GROUP AND PART NUMBER	DESCRIPTION, SIZE, ETC.	NO. REQ'D	MODEL OR ENGINE CUBIC INCH DISPLACEMENT	YEAR 19____
9289 TUBE (FUEL) FRONT				
MC 9289-B	(a, b)	1		56
MG 9289-B	Use with 312 C.I.D. engine only	(a) 1	All except 57C, 63C, 76C	57
MJ 9289-A	Use with 368 C.I.D. engine only	(a) 1	All	57
MK 9289-D		1	All except 58C, 64B	58
MK 9289-E		1	58C, 64B	58
B9M 9289-A	3/8" dia. steel tubing x 27-1/2" long ☆Use with all models equipped with 312-2V engine	1	All☆	59
PB9M 9289-C	3/8" dia. steel tubing - approximately 23" long - Ⓢ4848303 ☆Use with all models equipped with 383 and 430 engines	1	All☆	59
40156-S8	Bolt-hex. washer hd. tap. -5/16"-18 x 5/8"- front fuel tube to frame	1	a	
40921-S8	Screw-hex-washer hd. -tap-No. 14-20	2	b	
87944-S8	Nut-tube fitting-1/2"-20 (1) front fuel tube to fuel pump hose (1) front fuel tube to union	2	a	
358283-S	Union-inverted flared tube-5/16"-fuel front tube to rear tube	1	a	
358361-S32	Clip-front fuel tube to frame	1	a	
9296 CLIP (FUEL LINE TO DASH)				
8A 9296	NS-front fuel tube to frame-procure locally	2	All	56

Fuel Pump

9299 ANTI-SQUEAK (FUEL TANK TO HANGER)				
8M 9299	1-1/4" wide x 2" long x 3/64"thick-use with rear support bracket only	1	79	56
9302 SEAT (VACUUM PUMP DIAPHRAGM SPRING)				
A8T 9302-A	Ⓢ7RA-99359-A	1	312	56/58
		1	312-2V	59
9306 DIAL (FUEL LEVEL INDICATOR)				
FEK 9306-C	Acrylic resin - 13/16" wide x 2-5/16" long	1	All except 65,75	57
FEK 9306-D	Acrylic resin - 13/16" wide x 2-5/16" long	1	65,75	57
9308 GASKET (VACUUM PUMP VALVE TO BODY)				
B1A 9308-A	Also serviced in 9349 kit - Ⓢ1BA-99367-A (1) used in fuel section (2) used in vacuum section	3	312	56/58
9308 TUBE (FUEL) INTERMEDIATE				
PB8M 9308-A	NS-Cut from B7Q-2269-A - 39" long	1	All except 58C, 64B	58
9310 LINK (VACUUM PUMP ROCKER ARM)				
B5A 9310-A	Also serviced in 9349 kit - ⓈECG-99380-A	1	312	56/58
9315 SPRING (VACUUM PUMP DIAPHRAGM)				
B5A 9315-A	Also serviced in 9349 kit - ⓈECG-99396-A	1	312	56/58
9A323 TUBE ASSEMBLY (FUEL TANK TO PUMP) PUMP END				
B8MY 9A323-A	3/8" dia. tubing x 6-3/8" long with (1) inverted nut on flared end - ⓈEDG-99249-F	(a) 1	383(mod.), 383, 430	58/59
87525-S8	Connector-tube-3/8"-14 tapered thd.-5/8"-18 female thread-fuel tank tube to fuel pump	1	a	

Fuel Pump

GROUP AND PART NUMBER	DESCRIPTION, SIZE, ETC.	NO. REQ'D	MODEL OR ENGINE CUBIC INCH DISPLACEMENT	YEAR 19____
9324 HOSE (FUEL TUBE) FRONT				
MK 9324-B	NS-Cut from MK-9327-B - 8" long	AR	All	58
9327 HOSE (FUEL TUBE) REAR				
MK 9327-B	49" long ☆ 1957 - use on all models except 56, 77 ☆ 1958 - use on all models	AR	All☆	57/58
MK 9327-B	Rubber - 49" long - 5/16" I. D. x 9/16" O. D. for various fuel tube hoses cut to proper length from MK-9327-B	AR	All	59
PB9M 9327-A	NS-5/16" I. D. x 9/16" O. D. x 16-1/2" long - cut from MK-9327-B - Ⓢ4846693 ☆ (1) used on models 56, 57A, B, 58A, B, 63A, B, 64A, 76A, 77 ☆ (2) used on models 57C, 63C, 76C	1-2	383☆, 430☆	59
PB9M 9327-B	NS-5/16" I. D. x 9/16" O. D. x 14" long - cut from MK-9327-B ☆(1) used on models 57A, 58A, 63A, 64A, 76A, equipped with 312-2V engine ☆(2) used on models 57A, 58A, 63A, 64A, 76A, - not equipped with 312-2V engine	1-2	312-2V☆, 383☆, 430☆	59
9328 VALVE (VACUUM PUMP CHECK)				
B7A 9328-A	ⓈEDG-99328-A	1	383, 430	58
9-9329 HOSE (FUEL TUBE) INTERMEDIATE				
MK 99329-A	NS-Cut from MK-9327-B - 18" long	1	All	58
9-9330 HOSE (FUEL TUBE) REAR INTERMEDIATE				
MK 99330-A	Includes spring hose guard	1	All except 58C, 64B	58
9-9332 HOSE (FUEL TUBE REAR INTERMEDIATE)				
PB9M 99332-A	NS-5/16" I. D. x 9/16" O. D. x 6" long cut from MK-9327-B	1	All	59
9-9334 CLAMP (FUEL TUBE HOSE)				
MK 99334-A	NS-Use B5A-2344-A	4	All	58
9342 SPRING (FUEL FILTER RETAINING)				
ECU 9342-A		1	368	57
♣PB8M 9342-A	Ⓢ5752376	1	383(mod.), 383, 430	58/59
9343 BODY & PLUGS (FUEL PUMP UPPER)				
ECU 9343-A	NS-Serviced in 9350	(a) 1	368	57
50998-S8	Screw and washer assy.-pan hd.-10-32 x 5/8" fuel pump body upper to main body	8	a	
9A343 KIT (FUEL FILTER BOWL STRAINER)				
B8MY 9A343-A	Consists of the following - (1) ECJ-9364-B gasket (1) ECJ-9365-B strainer (1) ECJ-99365-B gasket	1	383(mod.), 383, 430	58/59
9A344 KIT (FUEL PUMP FILTER BOWL STRAINER)				
B7MY 9A344-A	Consists of the following - (1) PB7M-9364-A gasket (1) B7A-9365-A strainer (1) ECZ-99365-A gasket	1 1	312 312-2V	57/58 59
	♣ Carter			

Fuel Pump

GROUP AND PART NUMBER	DESCRIPTION, SIZE, ETC.	NO. REQ'D	MODEL OR ENGINE CUBIC INCH DISPLACEMENT	YEAR 19__
9349 KIT (FUEL PUMP)				
MJK 9349-A	Consists of the following - (2) B7A-9352-A valve (1) EDG-9378-A pin (1) PB8M-9380-A spring (1) EDG-9381-A link (1) EDG-9389-A bushing (1) EDG-9396-A spring (1) EDG-9398-A diaphragm (2) 49B-9408 gasket (1) B5A-9417-A gasket (1) 49B-9418 washer (1) EDB-9468-A retainer (1) 1BA-9469-A seal (1) EDB-99378-A diaphragm	1	383(mod.), 383, 430	58/59
COMY 9349-A	Use with fuel pump only - Consists of the following - (2) EDB-9352-A valve \$(1) 59A-9364 gskt. # (1) ECZ-9364-A or (1) ECG-9378-A pin 5751842 gskt. (1) ECG-9380-A or (1) ECG-9381-A link 5751144 spring (1) EDC-9396-A spring (1) ECG-9398-A diaph. (2) 49B-9408 gskt. (1) ECG-9417-A gskt. *(1) 5750185 gasket (1) EDB-9468-A retr. (1) 1BA-9469-A seal (1) ECZ-99365-A gskt (1) ECG-99377-A plug (1) ECG-99378-Adiaph.	1	312-2V	59
*Not used with 1959 Mercury \$Use on models equipped with In-Line filter #Use on models not equipped with In-Line filter				
9349 KIT (FUEL & VACUUM PUMP REPAIR)				
B5A 9349-D	Consists of the following - (4) ECZ-9352-A valve (1) 7RA-9382 spacer (1) 59A-9364 gskt. (1) B5A-9396-A sprg. (1) 7RA-9378 pin (2) 49B-9408 gskt. (1) 7RA-9381 link (1) 49B-9418 washer (2) EDB-9352-A valve (2) 1BA-9469-A seal (1) 7RA-9389 bush. (1) ECG-99378-A diaph. (1) B5A-9398-C diaph. (3) 1BA-99367-A gskt. (1) B5A-9417-A gskt. (1) ECG-99380-A link (2) 1BA-9468-A retr. (1) ECG-99390-A diaph. (1) 1BA-9380-B sprg. (1) ECG-99396-A spg. (2) 352896-S washer	1 1	312 All except 65A, 75A	56 57
MHK 9349-B	Consists of the following - (4) ECZ-9352-A valve (2) EDB-9352-A valve (1) ECZ-9364-A gskt. (1) ECZ-9365-A strn. (1) 7RA-9378 pin (1) 1BA-9380-B sprg. (1) 1BA-9381-B link (1) 7RA-9382 spacer (1) 7RA-9389 bshg. (1) ECG-9396-B sprg. (1) ECG-9389-A diaph. (2) 49B-9408 gskt. (1) B5A-9417-A gskt. (1) 49B-9418 wshr. (2) 1BA-9468-A ret. (2) 1BA-9469-A seal (1) ECZ-99365-A gskt. (2) 1BA-99367-A gskt. (1) ECG-99378-A diaph. (1) ECG-99380-A link (1) ECG-99390-A diaph. (1) ECG-99396-A sprg. (2) 352896-S wshr.	1	312	57/58
CONTINUED ON NEXT PAGE				

Fuel Pump

GROUP AND PART NUMBER	DESCRIPTION, SIZE, ETC.	NO. REQ'D	MODEL OR ENGINE CUBIC INCH DISPLACEMENT	YEAR 19_____
9349 KIT (FUEL & VACUUM PUMP REPAIR) CONTINUED				
MHK 9349-A	Consists of the following - (1) ECU-9364-A gskt. (1) ECU-9378-A pin (1) ECU-9398-A diaph. (1) ECG-9417-A gskt. (1) ECU-9469-A seal (1) ECU-99378-A diaph. (1) ECU-99390-A diaph. (1) 370013-S plug	1	368	57
57MK 9349-A	Consists of the following - (4) ECZ-9352-A valve (2) EDB-9352-A valve (1) ECZ-9364-A gskt. (1) ECZ-9365-A strn. (1) 7RA-9378 pin (1) 1BA-9380-B sprng. (1) 7RA-9381 link (1) 7RA-9382 spacer (1) 7RA-9389 bushing (1) ECG-9398-A diaph. (2) 49B-9408 gskt. (1) ECG-9417-A gskt. (2) 1BA-9468-A retr. (2) 1BA-9469-A seal (1) ECZ-99365-A gskt. (2) 1BA-99367-A gskt. (2) ECG-99378-A diaph. (1) ECG-99380-A link (1) ECG-99390-A diaph. (1) ECG-99396-A sprng (2) 353896 washer (1) AC#5621571	1	312-2V	59
9350 PUMP (FUEL)				
EDG 9350-B	Fuel pump only - includes (1) (a) B5A-9417-A gasket - alternate with B9EM-9350-A pump ☆When used on 430-6V it is necessary to remove the cover and pulsator diaphragm	1	383(mod.), 383, 430☆	58/59
B9AE 9350-C	Fuel pump only - fuel pump body must be rotated at 35° counter-clockwise - viewing from the bottom - before installation	1	312-2V	59
COME 9350-A	Fuel pump only - includes - (1) B5A-9417-A gasket ☆(1) B8A-9417-A gasket ☆ Not used with 1959 Mercury ☆ Before installing - remove ECR-9365-A screen and install (1) B8A-9360-A magnet and retainer and (1) B7A-9366-A gasket	1	312-2V☆	59
20388-S	Bolt-hex. hd. -3/8"-16 x 1"-pump to block	2	a	
34807-S	Lockwasher-3/8" pump to cover	1	a	
352473-S	Nipple-1/8" pipe thread both ends x 3/4" long-fuel pump to filter	3	a	
371471-S	Nipple-hose-5/16"-use as fuel pump outlet fitting	3	a	
9350 PUMP & FILTER (FUEL)				
PB8M 9350-A	Includes (1) B5A-9417-A gasket (a)	1	430-6V	58
371471-S	Nipple-hose-5/16"-used as pump outlet fittings	3	a	
9350 PUMP (FUEL & VACUUM)				
B7A 9350-E	Includes ECG-9417-A gasket - ⊕ECG-9350-J	1	312	56
ECU 9350-D	With (2) vacuum pipes - use with (b) ECU-9369-E - tube and includes ECG-9417-A gasket	1	368	57
PB7M 9350-A	Includes (1) B5A-9417-A gasket - (a) ⊕5751823	1	312	57/58
20468-S8	Bolt-hex. hd. -3/8"-16 x 1-1/2"-pump to cylinder front cover	2	312-2V a	59
CONTINUED ON NEXT PAGE				

Fuel Pump

GROUP AND PART NUMBER	DESCRIPTION. SIZE. ETC.	NO. REQ'D	MODEL OR ENGINE CUBIC INCH DISPLACEMENT	YEAR 19_____
9350 PUMP (FUEL & VACUUM) CONTINUED				
31628-S7	Screw-fill hd. -No. 10-32 x 5/8"	14	a	
34782-S7	Lockwasher-spec. -3/8"-pump to cylinder front cover	2	a	
34803-S7	Lockwasher-No. 10	14	a	
34807-S7	Lockwasher-3/8"-pump to cylinder block	2	a, b	
44726-S8	Washer-flat-3/8"pump to cylinder block	2	b	
9352 VALVE (FUEL PUMP)				
B6Q 9352-A	Also serviced in 9349 kit - ⊕ECZ-9352-A	2	312	56/58
B7A 9352-A	Also serviced in 9349 kit - ⊕EDB-9352-A	2	368, 383(mod.), 383, 430	57/58
	Also serviced in 9349 kit - ⊕EDB-9352-A	2	383, 430	59
9355 BOWL (FUEL PUMP FILTER)				
φ B5A 9355-A	Glass - ⊕ECG-9355-A	1	312, 383(mod.), 383, 430	56/58
		1	312-2V, 383, 430	59
♣ ECU 9355-A	Steel	1	368	57
♣PB8M 9355-A	⊕5752375	1	383(mod.), 383, 430	58/59
ECT 9162-A		1	430-6V	58
9A358 DIAPHRAGM (FUEL PUMP PULSATOR)				
B5A 9370-A	Also serviced in 9349 kit - ⊕ ECG-99378-A	1	312	56/58
		1	312-2V	59
B7LY 9A358-A	Also serviced in 9349 kit - ⊕ECU-99378-A	1	368	57
B7A 9370-A	Also serviced in 9349 kit - ⊕EDB-99378-A	1	383(mod.), 383, 430	58/59
9360 MAGNET & RETAINER (FUEL FILTER)				
φ B8A 9360-A	⊕5751954	1	312, 383(mod.), 383, 430	58
		1	312-2V, 383, 430	59
♣PB8M 9360-A	⊕5752377	1	383(mod.), 383, 430	58/59
9364 GASKET (FUEL PUMP FILTER BOWL)				
59A 9364	Also serviced in 9349 kit	1	312	56
B7A 9364-A	Also serviced in 9349 kit - ⊕ECZ-9364-A	1	312	57/58
		1	312-2V	59
PB7M 9364-A	Rubber - 1-43/64" I. D. x 2-5/64" O. D. x 3/32" thick - also serviced in 9A344 and 9349 kits - ⊕5751842	1	312-2V	59
♣ ECU 9364-A	Rubber - also serviced in 9349 kit	1	368, 383(mod.), 383, 430	57/59
φ B7S 9364-A	Rubber - also serviced in 9A343 kit - ⊕ECJ-9364-B	1	383(mod.), 383, 430	58/59
B6T 9364-A	Fuel filter cover gasket - ⊕ECT-99178-A	1	430-6V	58
9365 STRAINER (FUEL PUMP FILTER BOWL)				
φ B7A 9365-A	NS-serviced in 9A344 and 9349 kits - ⊕ECZ-9365-A	1	312	56/58
		1	312-2V	59
♣ ECU 9365-A		1	368, 383(mod.), 383, 430	57/59
φ B7S 9365-A	Also serviced in 9A343 kit - ⊕ECJ-9365-B	1	383(mod.), 383, 430	58/59
9365 ELEMENT (FUEL FILTER)				
B6T 9365-A	⊕ECT-9176-A	1	430-6V	58
9366 GASKET (FUEL PUMP FILTER BOWL STRAINER)				
B7A 9366-A	Also serviced in 9349 kit - ⊕ECZ-99365-A	1	312	57/58
		1	312-2V	59
B7S 9366-A	⊕ECJ-99365-B	1	383(mod.), 383, 430	58/59
	♣ Carter φ A.C.			

Fuel Pump

GROUP AND PART NUMBER	DESCRIPTION, SIZE, ETC.	NO. REQ'D	MODEL OR ENGINE CUBIC INCH DISPLACEMENT	YEAR 19__
9369 TUBE (FUEL PUMP TO CARBURETOR)				
ECK 9369-D	Used with Carter carburetor - 28" long (a)	1	312	56
ECZ 9369-D	34" approx. length - equipped with Carter carburetor (a)	1	312	57
PB7M 9369-A	27.45" approx. length - equipped with Holley carburetor - Ⓢ57514032 (a)	1	312-2V, 312-4V	57/58
PB8M 9369-B	Used with PB8M-9510-G - Ⓢ5751404	1	312-2V	58
	Used with B9ME-9510-A carburetor	1	312-2V	59
ECU 9369-F	5/16" O. D. x 39-1/2" approx. length (a, b)	1	368	57
†EDG 9369-C	5/16" O. D. x 18.95" approx. length - Ⓢ5751638 (a)	1	383(mod.), 383, 430	58
PB8M 9369-C	Used with PB8M-9510-D, E, F - Ⓢ5751405	1	383(mod.), 383, 430	58
PB9M 9369-C	5/16" O. D. x 13-1/2" approx. length - Ⓢ5751638 (a)	1	383(mod.), 383	58
		1	383-4V	59
PB9M 9369-B	Ⓢ5752558	1	383-2V	59
PB9M 9369-A	Ⓢ5751781	1	430	59
87944-S8	Nut-inverted-1/2"-20 x 5/16"-use with 368 engine	2	b	
87972-S	Connector-inverted flared tube-1/8" male pipe thread x 1/2"-20 female thread - tube to fuel and vacuum pump	1	a	
352972-S8	Clip-for 1/4" and 5/16" dia. pipe-fuel pump to carb. pipe and fuel pump to w/shield wiper hose tube	2	a	
9370 DIAPHRAGM (FUEL PUMP PULSATOR)				
	See basic part number 9A358			
9371 RETAINER (FUEL PUMP DIAPHRAGM SPRING)				
7RA 9371		1	312	56/58
9372 BODY (FUEL PUMP PULSATOR)				
B5A 9372-A	ⓈECG-99376-A (a)	1	312	56/58
		1	312-2V	59
ECU 99376-A	NS-Serviced in 9350	1	368	57
354659-S	Bolt and lockwasher assy. -clutch rec. hd. - 1/4"-28 x 7/16"	AR	a	
9376 ARM (FUEL PUMP ROCKER)				
B5A 9376-C	ⓈECG-9376-A	1	312	56/58
B5A 9376-D	Also serviced in 9349 kit - ⓈECG-9376-B	1	312-2V	59
ECU 9376-A		1	368	57
B8S 9376-A	ⓈEDG-9376-A	1	383(mod.), 383, 430	58/59
9378 PIN (FUEL & VACUUM PUMP ROCKER ARM)				
7RA 9378	Also serviced in 9349 kit	1	312	56/58
B5A 9378-A	ⓈECG-9378-A	1	312-2V	59
ECU 9378-A	Also serviced in 9349 kit (a)	1	368	57
B8S 9378-A	Also serviced in 9349 kit - ⓈEDG-9378-A	1	383(mod.), 383, 430	58/59
74273-S7	Retainer-spring-5/32"	1	a	
370013-S	Plug-1/4" x 5/32"	1	a	
9379 PLUG (FUEL PUMP ROCKER ARM PIN HOLES)				
B5A 9379-A	Also serviced in 9349 kit - ⓈECG-99377-A	2	312-2V	59
♦ Carter Ⓢ A.C. ◇ Holley † Ford				

Fuel Pump

GROUP AND PART NUMBER	DESCRIPTION. SIZE. ETC.	NO. REQ'D	MODEL OR ENGINE CUBIC INCH DISPLACEMENT	YEAR 19__
9-9379 COVER (FUEL PUMP DIAPHRAGM PULSATOR)				
B7A 9372-A	⊕EDB-99379-A (a)	1	383(mod.), 383, 430	58/59
31628-S8	Screw-No.10-32 x 5/8"-upper valve body to lower body	10	a	
31644-S8	Screw-No.10-32 x 3/4"-cover to valve body	2	a	
34803-S7	Washer-spring lock-No.10-cover to valve body	2	a	
34803-S7	Washer-spring lock-No.10-upper valve body to lower valve body	10	a	
9380 SPRING (FUEL & VACUUM ROCKER ARM)				
1BA 9380-B	Also serviced in 9349 kit	1	312	56/58
B5A 9380-A	Also serviced in 9349 kit - ⊕ECG-9380-A	1	312-2V	59
ECU 9380-A		1	368	57
B8S 9380-A	Also serviced in 9349 kit - ⊕5751144	1	383(mod.), 383, 430	58
		1	383, 430	59
9381 LINK (FUEL PUMP ROCKER ARM)				
7RA 9381	Also serviced in 9349 kit	1	312	56/58
B5A 9381-A	Also serviced in 9349 kit - ⊕ECG-9381-A	1	312-2V	59
8EL 9381		1	368	57
B8S 9381-A	Also serviced in 9349 kit - ⊕EDG-9381-A	1	383(mod.), 383, 430	58/59
9382 SPACER (FUEL PUMP LINK & SPRING RETAINER)				
7RA 9382	Also serviced in 9349 kit	1	312	56/58
		1	312-2V	59
9-9385 BODY (VACUUM PUMP)				
ECU 99385-A	NS-Serviced in 9350 (a)	1	368	57
50998-S8	Screw and washer-pan hd. -No.10-32 x 5/8"-vacuum pump body to main body	10	a	
9387 BAIL (FUEL PUMP GAS STRAINER)				
⊕ EAA 9387-A		1	312, 383(mod.), 383, 430	56/58
		1	312-2V, 383, 430	59
⊕ ECU 9387-A		1	368, 383(mod.), 383, 430	57/59
9388 GASKET (FUEL TANK DRAIN PLUG)				
OA 9388		1	79	56
9389 BUSHING (FUEL & VACUUM PUMP ROCKER ARM)				
7RA 9389	Also serviced in 9349 kit (a)	1	312	56/58
B8S 9389-A	Also serviced in 9349 kit - ⊕EDG-9389-A	1	383(mod.), 383, 430	58/59
352896-S	Washer-fuel and vacuum pump rocker arm link spacer-flat 3/8" I.D. x 5/8" O.D. x .010" thick - also serviced in 9349 kit	2	a	
352897-S	Washer-fuel and vacuum pump rocker arm bar-flat-3/8" I.D. x 11/16" O.D. x 3/32" thick	2	a	
9396 SPRING (FUEL PUMP DIAPHRAGM)				
B5A 9396-A	Also serviced in 9349 kit - ⊕ECG-9396-A	1	312	56
B7T 9396-A	Also serviced in 9349 kit - ⊕ECG-9396-B	1	312	57/58
B8A 9396-A	Also serviced in 9349 kit - ⊕EDC-9396-A	1	312-2V	59
B8S 9396-A	Also serviced in 9349 kit - ⊕B9ME-9396-A	1	383(mod.), 383, 430	58
		1	383, 430	59
9398 DIAPHRAGM (VACUUM PUMP)				
B5A 9314-B	Also serviced in 9349 kit - ⊕ECG-99390-A	1	312	56/58
ECU 99390-A	Also serviced in 9349 kit	1	368	57
	⊕ Carter ⊕ A.C.			

Fuel Pump

GROUP AND PART NUMBER	DESCRIPTION, SIZE, ETC.	NO. REQ'D	MODEL OR ENGINE CUBIC INCH DISPLACEMENT	YEAR 19__
9398 DIAPHRAGM (FUEL PUMP)				
B5A 9398-C	Also serviced in 9349 kit - ⊕ECG-9398-A	1	312	56/58
		1	312-2V	59
ECU 9398-A	Fuel pump - also serviced in 9349 kit	1	368	57
B8S 9398-A	Also serviced in 9349 kit - ⊕EDG-9398-A	1	383(mod.), 383, 430	58/59
9400 ROD (FUEL PUMP PUSH)				
EAD 9400-A		1	368	57
B8S 9400-A	Bronze on one end - 3/8" dia. with groove near plain end - ⊕5750261	1	383(mod.), 383, 430	58/59
9408 GASKET (FUEL PUMP PULL ROD OIL SEAL)				
49B 9408	Also serviced in 9349 kit ☆ 1958 - use with fuel pump valves on models 383(mod.), 383 and 430 Use with fuel pump valves	2	312, 368, 383(mod.)☆, 383☆, 430☆	56/58
		2	312-2V, 383, 430	59
9413 PIPE (VACUUM PUMP TO INTAKE MANIFOLD)				
ECK 9413-C	With (1) inverted flared tube nut (a)	1	312	56
ECZ 9413-B	With (1) inverted flared tube nut - 19-3/4" approx. formed length (a)	1	312-4V	57/58
EDB 9413-C	With (1) inverted flared tube nut - 19-61/64" approx. formed length (a)	1	312-2V	58
ECU 9413-A	With (1) inverted flared tube nut - 11-3/4" approx. formed length (b)	1	368	57
EDG 9413-A	1/4" O.D. x 10.66"	1	383, 430-4V	58
87943-S8	Nut-inverted flared tube-7/16"-24	1	a	
353281-S	Elbow-brass-90-3/8"male pipe thread x 7/16"-24-female thread-attach tube to intake manifold	1	a	
357597-S	Elbow-brass-1/2"male pipe thread x 7/16"-24 female thread	1	b	
357655-S	Clip-for 1/4" and 5/16" dia. pipes (1) tube to vacuum pump (1) windshield wiper hose tube	2	a	
357763-S	Elbow-1/4" pipe thread	1	a	
9417 GASKET (FUEL PUMP MOUNTING)				
B5A 9417-A	Fibre - also serviced in 6008, 6014, 6675 and 9349 kits - ⊕ECG-9417-A	1	312, 368, 383(mod.), 383, 430	56/58
		1	312-2V, 383, 430	59
9418 WASHER (FUEL & VACUUM PUMP ROCKER ARM PIN)				
49B 9418	Also serviced in 9349 kit	1	312, 368, 383(mod.)383, 430	56/58
		1	383, 430	59
9423 RETAINER (FUEL PUMP PUSH ROD)				
EAD 9423-A		1	368	57
Manifold				
9424 MANIFOLD (INTAKE)				
P6ME 9424-A	⊕ECZ-9424-A	1	312	56
B7A 9424-B	⊕ECZ-9424-B	1	312-4V	57/58
B7A 9424-A	⊕ECG-9424-E (c)	1	312-2V	58
B9A 9424-B	⊕B9EA-9424-B (b)	1	312-2V	59
ECU 9424-E		1	368	57

CONTINUED ON NEXT PAGE

Manifold

GROUP AND PART NUMBER	DESCRIPTION, SIZE, ETC.	NO. REQ'D	MODEL OR ENGINE CUBIC INCH DISPLACEMENT	YEAR 19__
9424 MANIFOLD (INTAKE) CONTINUED				
B8S 9424-A	Includes water by-pass tube - ⊕EDG-9424-A	(a) 1	383-4V, 430-4V	58/59
PB9M 9424-A	⊕5752089	1	383-2V	59
PB8M 9424-A	⊕5750620 - super	1	430-6V	58
20408-S7	Bolt-3/8"-16 x 1-1/8"-to attach intake manifold to cylinder heads	AR	a, b	
20428-S8	Bolt-3/8"-16 x 1-1/4"-to attach intake manifold at L. H. rear corner to cylinder hd.	1	a	
20468-S8	Bolt-3/8"-16 x 1-1/2"-to attach intake manifold to cylinder head thru coil bracket	1	a	
20506-S7	Bolt-3/8"-16 x 1-3/4"-to attach intake manifold to cylinder heads	AR	a, b	
33800-S8	Nut-hex. -3/8"-24-intake manifold to cylinder head	4	b	
34807-S8	Washer-3/8"	AR	a, b	
45534-S8	Bolt-3/8"-16 x 3" intake manifold to cylinder head	2	b	
88492-S	Stud-3/8"-16 x 24 x 2-3/4"-intake manifold to cylinder head	4	b	
351385-S8	Washer-flat-3/8"	6	b	
370912-S	Plug-1/4"-14-used on intake manifold heater connecting hole when hot water heater is not used	1	a	
371907-S	Tee for back of manifold 1/2" x 1/4" x 3/16"	AR	a, c	
372296-S	Stud-3/8"-16 x 16 x 2-1/8"-right hand rear intake manifold boss to cylinder head	1	a	
372412-S	Plug-expansion cup-1.243"/1.239"-1.263"/1.259" O. D. x .260"-to plug holes in intake manifold	AR	a, c	
9428 MANIFOLD ASSEMBLY (EXHAUST)				
	See basic part number 9430-1			
9430-1 MANIFOLD (EXHAUST)				
B7A 9430-A	R. H. - ⊕EDB-9430-A	(b) 1	312	56/58
B7A 9431-A	L. H. - ⊕EDB-9431-B	(b) 1	312	56/58
B7S 9431-A	L. H. - ⊕ECJ-9431-C	(b) 1	312	59
B9AE 9428-A	R. H. - includes retainer, thermostatic choke control and insert	(b) 1	312	59
ECU 9430-A	R. H.	(a) 1	368	57
ECU 9431-A	L. H.	(a) 1	368	57
EDG 9430-A	R. H.	(c) 1	383, 430	58
EDG 9431-A	L. H.	(c) 1	383, 430	58
B9ME 9430-A	R. H.	(d) 1	383, 430	59
B9ME 9431-A	L. H.	(d) 1	383, 430	59
20408-S7	Bolt-hex. hd. -3/8"-16 x 1-1/8"	AR	a, b	
20428-S8	Bolt-3/8"-16 x 1-1/4"-manifold to cyl. head	AR	d	
20540-S8	Bolt-hex. hd. -3/8"-16 x 2-3/8"-manifold to cylinder head	8	c	
33799-S7	Nut-3/8"-16-to attach exhaust manifold to cylinder head	16	d	
34369-S8	Nut-hex. hd. -3/8"-16 to manifold studs	8	c	
351385-S8	Washer-flat-3/8"-manifold to cylinder head at (3) center port attaching bolts only	AR	a, b, c	
370383-S	Washer-lock-3/8"-manifold to cylinder head	AR	b, d	
372404-S100	Stud-3/8"-16 x 16 x 1-11/16"-to attach exhaust manifold to cylinder hd.	8	c, d	
372542-S	Stud-7/16"-14 x 14 x 1-13/16"-muffler inlet pipe to exhaust manifold	4	c, d	

Manifold

GROUP AND PART NUMBER	TYPE	DESCRIPTION, SIZE, ETC.	NO. REQ'D	MODEL OR ENGINE CUBIC INCH DISPLACEMENT	YEAR 19__
9439-41 GASKET (INTAKE MANIFOLD TO CYLINDER HEAD)					
B7A 9439-B		R.H. - also serviced in 6008, 6014 and 6079 kits - ⊕EDB-9439-B ☆(1) req'd. - for domestic vehicles ☆(2) req'd. - for export vehicles with low octane fuel adaptor kit	AR☆	312	56/59
B7A 9441-B		L.H. - also serviced in 6008, 6014 and 6079 kits - ⊕EDB-9441-B ☆(1) req'd. - for domestic vehicles ☆(2) req'd. - for export vehicles with low octane fuel adaptor kit	AR☆	312	56/59
ECU 9441-A		Also serviced in 6008 kit ☆(2) req'd. - for domestic vehicles ☆(4) req'd. - for export vehicles with low octane fuel adaptor kit -	AR☆	368	57
B8S 9441-A		Also serviced in 6008, 6014 and 6079 kits - ⊕5750186 ☆(2) req'd. - for domestic vehicles ☆(4) req'd. - for export vehicles with low octane fuel adaptor kit	AR☆	383, 430	58/59
9444-5 SPACER (EXPORT INTAKE MANIFOLD TO CYLINDER HEAD)					
B5S 9444-A		R.H. - use for export with low octane fuel adaptor kit only - ⊕ECL-99441-B	1	312	57
B5S 9445-A		L.H. - use for export with low octane fuel adaptor kit only - ⊕ECL-99443-B	1	312	57
B8S 9444-A		Use for export with low octane fuel adaptor kit only - ⊕5750963	2	383, 430	58/59
9446 CLAMP (INTAKE MANIFOLD TO CYLINDER HEAD)					
B5A 9446-A		⊕ECB-9446-A	4	312, 368	56/59
B8E 9446-A		⊕5750782	6	383, 430	58/59
9-9446 TUBE (INTAKE MANIFOLD TO STARTER CUT-OUT SWITCH)					
ECZ 99446-B	A/T	3/16" O.D. x 10-19/32" approx. formed length	1	312	57
ECU 99446-A			1	368	57
EDG 9413-A	A/T	Tubing - 1/4" O.D. x 10-1/2" approx. formed length - with (2) inverted nuts	1	383, 430	58
EDJ 99448-A			1	430	58
9447 GASKET (CARBURETOR TO INTAKE MANIFOLD)					
◆B6A 9447-A		Also serviced in 9502 and 9590 kits - ⊕ECK-9447-A	1	312-4V	56
◆B7A 9447-B		Also serviced in 9502 and 9590 kits - ⊕ECZ-9447-B	2	312-4V	57/58
◆†B8A 9447-B		Also serviced in 9502 and 9590 kits - ⊕EDC-9447-C	2	312-4V, 383(mod.)4V, 383-4V, 430-4V	57/58
◆ B8A 9447-A		Also serviced in 9502 kit - ⊕EDB-9447-C	2	383-4V	59
◆ EBJ 9447-A		Also serviced 9502 and 9590 kits	2	312-2V	58/59
†B9AE 9447-A		Also serviced in 9502 kit	2	368-4V	57
◆PB8M 9447-A		⊕5750616 ☆ (2) used with each of the 2V carburetors	2	383-2V	59
◆B9SE 9447-A		Also serviced in 9502 kit	6	430-6V☆	58
		CONTINUED ON NEXT PAGE	2	430	59
		◆ Carter † Ford ◆ Holley			

Manifold

GROUP AND PART NUMBER	DESCRIPTION, SIZE, ETC.	NO. REQ'D	MODEL OR ENGINE CUBIC INCH DISPLACEMENT	YEAR 19__
9448 GASKET (EXHAUST MANIFOLD)				
B8S 9448-A	R. H. - steel - also serviced in 6008, 6014 and 6079 kits - ⊕EDG-9448-A	1	383,430	58/59
EDG 99449-A	L. H. - steel - also serviced in 6008, 6014 and 6079 kits	1	383,430	58
B9S 9448-A	L. H. - steel - also serviced in 6014 kit - ⊕B9ME-99449-A	1	383,430	59
9449 SPRING (EXHAUST CONTROL VALVE) ANTI-RATTLE				
B5A 9449-A	⊕ECG-99688-A	1	312,368	56/59
9450 GASKET (MANIFOLD OUTLET)				
1GA 9450	Also serviced in 6008, 6014 and 6079 kits	3	312,368	56/59
9453 GASKET (EXHAUST MANIFOLD TO MUFFLER INLET PIPE)				
KC 9453-A	(3) used with single exhaust - (4) used with dual exhaust - also serviced in 6008, 6014 and 6079 kits	AR	383,430	58
9467 SPRING (EXHAUST CONTROL VALVE)				
B7A 9467-A	⊕EDB-9449-A	1	312	57/59
9468 RETAINER (FUEL & VACUUM PUMP OIL SEAL)				
B7A 9468-A	Also serviced in 9349 kit - ⊕EDB-9468-A (1) used in fuel pump side (1) used in vacuum side (1) used with fuel pump (2) used with fuel and vacuum pump	AR 1-2	312,368,383(mod.),383,430 312-2V,383,430	56/58 59
9469 OIL SEAL (FUEL & VACUUM PUMP DIAPHRAGM)				
1BA 9469-A	Rubber - also serviced in 9349 kit	2 1-2	312,383(mod.),383,430 312-2V,383-4V,430-4V	56/58 59
ECU 9469-A	Also serviced in 9349 kit	1	368	57
9-9483 DUCT & VALVE (CARBURETOR AIR CLEANER AIR)				
	See basic part number 9A626			
9492 DEFLECTOR (THERMOSTATIC CHOKE CONTROL) AIR INTAKE				
B7A 9492-A	Mushroom shaped with (6) 9/64" dia. holes equally spaced in spherical head - ⊕ECG-99492-A	1 1	312 312-2V	57/58 59
9B532 COMPENSATOR (CARBURETOR HOT IDLE)				
†♣B8LE 9B532-A	Located in intake manifold used with all Ford carburetors and with Carter carburetor B9S-9510-A only - includes instruction sheet	1	383,430	59
♣COLE 9B532-B	Used with carburetor COLE-9510-A only	1	430	59
9A589 SPACER (CARBURETOR TO INTAKE MANIFOLD)				
♠B7A 9603-B	Asbestos - ⊕EDB-9603-C	1	312-4V	57/58
♠B7A 9603-A	⊕EDB-9603-B	1	312-2V	58
♠B8MY 9A589-A	Used with PB8M-9510-G - ⊕5752363, EB9A-9603-A	1	312-2V	58/59
♠B7LY 9A589-A	⊕ECU-9603-A	1	368-4V	57
♠†B9AZ 9A589-A	Asbestos - ⊕EDJ-9603-A - ⊕5752438, EB9A-9603-C	1 1	383-4V(mod.),383-4V,430-4V 383-4V	58 59
†B9AZ 9A589-B	⊕B9AE-9603-A	1	383-2V	59
♠B8MY 9A589-A	⊕5750615, EPB8M-9603-A	3	430-6V	58
♠B9MY 9A589-A	⊕5752362, EPB9M-9603-A	1	430	59
	♣ Carter † Ford ◊ Holley			

Carburetor

GROUP AND PART NUMBER	DESCRIPTION, SIZE, ETC.	NO. REQ'D	MODEL OR ENGINE CUBIC INCH DISPLACEMENT	YEAR 19__
9591 ROD (CARBURETOR THROTTLE SYNCHRONIZER)				
PB8M 9591-A	Front - Ⓢ5750631	1	430-6V	58
PB8M 9591-B	Rear - Ⓢ5750632	1	430-6V	58
9600 AIR CLEANER (CARBURETOR)				
◇ ECZ 9600-A	Painted red (a)	1	312	56
● ECZ 9600-D	Painted dark blue (b)	1	312	56
EDJ 9600-F	Less element - with (3) 5-1/16" holes in bottom tray and (3) 9/32" holes in cover - marked 400 H. P. on (1) end and "Super Marauder" on the other (b)	1	430-6V	58
354535-S8B	Wing screw-1/4"-20 x 2-13/32"- air cleaner to carburetor	1	a	
358871-S8B	Wing nut-1/4"-20 with (2) tangs-air cleaner to carburetor	1	b	
358873-S8B	Stud-1/4"-20 x 7-3/4"-air cleaner to carb.	1	b	
359595-S8	Screw-wing-1/4"-20 x 23/64"-312 engine for 1958	1		
359596-S8B	Stud-1/4"-20 x 5-7/16"-use with Holly carb.	1		
371489-S13	Nut-wing-1/4"-20-to attach air cleaner to carburetors	3	b	
9601 ELEMENT (CARBURETOR AIR CLEANER)				
B7A 9601-D	Heavy duty - ⓈEDB-9601-B	1	312-4V	57
B7A 9601-C	Standard - ⓈEDB-9601-A	1	312-4V	57/58
ECU 9601-B		1	368, 430-4V	57/58
B8A 9601-A	ⓈB9AE-9601-A or ⓈEDC-9601-B	1	383(mod.), 383, 430	58
		1	312-2V, 383, 430	59
EDJ 9601-A	Oval shaped - circular development - 16-45/64" - 1-3/4" thick	1	430-6V	58
9603 SPACER (CARBURETOR TO INTAKE MANIFOLD)				
	See basic part number 9A589			
9607 RETAINER (CARBURETOR POWER JET NEEDLE VALVE)				
◇ B8A 9607-A	Also serviced in 9590 kit - ⓈEDJ-9607-A	1	312, 383(mod.), 383, 430	58
9B608 SEAT (CARBURETOR AIR CLEANER ELEMENT)				
B7MY 9B608-A	Neoprene rubber - ⓈECZ-9610-A	1	312	57/58
	Rubber - 6-31/64" I. D. x 9-1/8" O. D. x 1/16" thick	1	312-2V, 383, 430	59
9609 BODY (CARBURETOR AIR CLEANER)				
ECZ 9609-E		(c) 1	312	57
ECZ 9609-G	Also used on 65-75 models equipped with 312 engines in place of ECZ-9609-F which is painted "Red" (c)	1	312	57
PB8M 9609-A	Ⓢ5751476 (c)	1	312	58
B9ME 9609-D	Painted - alternate with COME-9609-G (b)	1	312-2V	59
COME 9609-G	Painted - alternate with B9ME-9609-D	1	312-2V	59
EDG 9609-C	Painted "Red" (c)	1	383(mod.), 383, 430	58
B9LE 9609-A	Painted "Black" (a)	1	383, 430	59
358871-S8	Nut-wing-1/4"-20	1	a	
359130-S	Stud-1/4"-20 x 4-9/16"	1	c	
359966-S8	Screw-wing-No. 10-32 x 3/8"-duct to air cleaner body	1	c	
	CONTINUED ON NEXT PAGE			
	● Carter † Ford ◇ Holley			

Carburetor

GROUP AND PART NUMBER	DESCRIPTION, SIZE, ETC.	NO. REQ'D	MODEL OR ENGINE CUBIC INCH DISPLACEMENT	YEAR 19__
9609 BODY (CARBURETOR AIR CLEANER) CONTINUED				
370971-S8	Stud-1/4"-20 x 5/16"-18 x 3-13/16"- air cleaner to carburetor	1	a	
372286-S8	Stud-1/4"-20-20 x 1-13/32"-to attach air cleaner to carburetor when 9A621 adaptor is used	1	b	
9A620 GASKET (CARBURETOR AIR CLEANER TO CARBURETOR ADAPTOR)				
◇B9ME 9A620-A	Asbestos - 5" I. D. x 5-1/2" O. D. x 1/16" thick	1	312-2V	59
9A621 ADAPTOR (CARBURETOR AIR CLEANER TO CARBURETOR)				
◇B9ME 9A621-A	Aluminum - offset - upper dia. 5" I. D. (a) x 5-1/2" O. D. - lower diameters 5-1/32" I. D. x 5-1/2" O. D. x 2-9/16" overall height - 1/4"-20 x 3/4" tapped hole	1	312-2V	59
43365-S	Screw and washer assy. -fill. hd. -No. 12-24 x 3/4"-to attach adaptor to carburetor	4	a	
9B625 BRACKET (CARBURETOR AIR CLEANER AIR DUCT SUPPORT)				
B7MY 9B625-A	13/32" dia. hole x 1/8" thick x 5-1/2" approx. formed length - ⊕ECZ-99675-A	1	312	57
B7LY 9B625-A	13/32" dia. hole x 1/8" thick x 5-13/32" approx. formed length - ⊕ECU-99675-C	1	368	57
9A626 DUCT & VALVE (CARBURETOR AIR CLEANER AIR)				
B6MY 9A626-A	⊕ECZ-99642-C (a)	1	312	57
B6MY 9A626-B	⊕ECZ-99642-D (a)	1	312	57
B6LY 9A626-A	⊕ECU-99642-E (a)	1	368	57
B8MY 9A626-B	⊕5751146, ⊕PB8M-99642-B (a)	1	383(mod.), 383, 430	58
B9MY 9A626-A	Less shroud - ⊕5752466, ⊕PB9M-99642-B	1	383, 430	59
B8MY 9A626-A	Black - ⊕5752092, ⊕PB8M-99642-A	1	430-6V	58
EDJ 99483-B	Includes tube assy.	1	430-6V	58
33795-S8	Nut-hex. -1/4"-20	1	a	
34825-S8	Washer-lock-1/4" x 31/64"	1	a	
44720-S8	Washer-flat-1/4"	1	a	
358787-S	Screw-wing	1	a	
371574-S13	Bolt-socket hd. -1/4"-20 x 3/8"-to attach duct and valve assy. to air cleaner	1	a	
9B630 WRAP (CARBURETOR AIR CLEANER ELEMENT)				
B8ME 9B630-A	To provide heavy duty or increased filtering capacity of dry type air cleaner element - 30-3/4" long	1	312, 383(mod.), 383, 430	56/58
		1	312-2V, 383, 430	59
9-9648 SHROUD (CARBURETOR AIR CLEANER DUCT)				
PB9M 99648-B	⊕5752472	1	383-4V, 430	59
PB9M 99648-C	⊕5752474	1	383-2V	59
9-9653 SPRING (CARBURETOR AIR CLEANER AIR DUCT INTAKE VALVE PLATE)				
ECZ 99653-A		1	312, 368	57
PB9M 99653-A	⊕5752470	1	383(mod.), 383, 430	58/59
9654 GASKET (AIR CLEANER TO CARBURETOR) BOTTOM				
◆B7MY 9654-A	⊕EDB-99922-A	1	312-4V	57/58
B8A 9654-A	⊕EDC-99922-A	1	312, 383, 383(mod.), 430-4V	58/59
B8LY 9654-A	⊕EDJ-99922-A	1	430-6V	58
	◇ Holley ◆ Carter			

Carburetor

GROUP AND PART NUMBER	DESCRIPTION, SIZE, ETC.	NO. REQ'D	MODEL OR ENGINE CUBIC INCH DISPLACEMENT	YEAR 19_____
9660	GASKET (CARBURETOR AIR CLEANER ELEMENT & FLANGE)			
	See basic part number 9673			
9661	COVER (CARBURETOR AIR CLEANER)			
ECZ 9661-E	(a)	1	312	57/58
PB8M 9661-A	Turquoise - ⊕5751161	1	312, 383(mod.), 383, 430☆	58
	☆Used with EDJ-9797-A on 430	1	312-2V, 383, 430	59
EDJ 9797-A	With chamber - painted "Gold Metallic" - (a)	1	430	58
	used on models equipped with EDG-9609-C			
358871-S8B	Nut-wing-1/4"-20	1	a	
9661	GASKET (CARBURETOR AIR CLEANER ELEMENT)			
	See basic part number 9673			
9662	GASKET (AIR CLEANER LOWER FLANGE)			
	See basic part number 9673			
9662	THERMOSTAT (CARBURETOR AIR CLEANER AIR DUCT)			
B8S 9667-A	⊕EDG-99666-B	1	430-4V	58
PB8M 9662-A	Identification - 90°-112° - ⊕5752093	1	430-6V	58
PB8M 99666-A	Identification - 90°-110° - ⊕5751936	1	430-6V	58
9662	SPRING & RETAINER (CARBURETOR AIR CLEANER AIR DUCT THERMOSTAT)			
ECZ 9662-C		1	312, 368	57
9-9666	THERMOSTAT (CARBURETOR AIR CLEANER AIR DUCT)			
PB8M 99666-A	Alternate with B8S-9667-A - ⊕5751936	1	383, 430	59
B8S 9667-A	Alternate with PB8M-99666-A-⊕EDG-99666-B	1	383, 430	59
9-9667	SCREEN (CARBURETOR AIR CLEANER AIR DUCT)			
BAF 99667-A	NS-Heavy gauge aluminum wire - (4) mesh wire cloth - wire dia. 1/32" x 4-7/16" wide x 7-13/32" long - improvise locally	1	383(mod.), 383, 430	58
9670	SPRING & SHAFT (CARBURETOR AIR CLEANER AIR DUCT)			
EDG 9670-A	Consists of the following - (1) EDG-99669-A rod (1) EDG-99668-A pin (1) EDG-99662-A spring	1	383(mod.), 383, 430	58
PB9M 9670-A	⊕5752480	1	383, 430	59
9673	GASKET (CARBURETOR AIR CLEANER ELEMENT & FLANGE)			
◇B5AZ 9673-A	Upper element - rubber and cork - 3/16" x 3/16" x 37-5/16" - ⊕ECG-99650-A, EB5A-9660-A	1	312	56
◇B9AZ 9673-B	Lower element - rubber - 5-13/32" I.D. x 5-29/32" O.D. x 1/8" thick - ⊕ECG-99651-A, EB5A-9661-A	1	312	56
◇B5AZ 9673-C	Lower flange - rubber - 7-5/8" I.D. x 8" O.D. x 1/8" thick - ⊕ECG-99657-A, EB5A-9662-A	1	312	56
♣ B6A 9660-A	Upper element - rubber and cork - 1/4" x 1/4" x 38-5/32" long - ⊕EDB-99650-A	1	312	56
♣ B6A 9661-A	Lower element - rubber - 6-19/32" O.D. x 3/32" thick - ⊕EDB-99651-A	1	312	56
♣ B6A 9662-A	Lower flange - rubber - 7-5/8" O.D. x 1/8" thick - ⊕EDB-99657-A	1	312	56
♣B7LY 9673-A	⊕ECZ-99654-A	1	312, 368	56/57
	♣ Carter ◇ Holley			

Carburetor

GROUP AND PART NUMBER	TYPE	DESCRIPTION, SIZE, ETC.	NO. REQ'D	MODEL OR ENGINE CUBIC INCH DISPLACEMENT	YEAR 19__
9-9673		TUBE & FLANGE (CARBURETOR AIR CLEANER AIR INTAKE)			
		See basic part number 9A690			
9B674		BAFFLE (CARBURETOR AIR INLET DUCT)			
B8MY 9B674-A		7-3/4" long x 1/32" thick - "U" shaped - steel - bevelled at (1) end - ⊕BAF-99636-A	1	383, 430-4V	58
9-9674		CLAMP (CARBURETOR AIR CLEANER AIR DUCT)			
EDG 99674-A		Steel-1/2" wide x 4-11/16" dia. -with 10-24 hex. hd. screw	1	383(mod.), 383, 430	58
9A677		DUCT (CARBURETOR AIR CLEANER AIR)			
B8MY 9A677-A		⊕BAF-99647-A	1	383(mod.), 383, 430	58
9685		VALVE (EXHAUST CONTROL)			
B5A 9685-E		⊕ECG-9685-C	1	312	56
B7A 9685-C		⊕5751332	1	312	57/59
9A690		TUBE & FLANGE (CARBURETOR AIR CLEANER AIR INTAKE)			
B6MY 9A690-A		⊕ECZ-99558-A (a)	1	312	57/58
B6LY 9A690-A		⊕ECU-99558-A (a)	1	368	57
EDG 99673-A		Tube only - rubber and steel - extended length 10-1/2"	1	383(mod.), 383, 430	58
32916-S8		Screw-pan hd. tapp. -No. 8-18 x 3/8"	3	a	
9A705		COVER (THERMOSTATIC CHOKE HEAT SUPPLY)			
PB8M 9899-A		⊕5751311	1	383(mod.), 383, 430	58
COME 9A705-A		Use with COME-9903-A	1	383, 430	59
9A707		CAP (ACCELERATOR PEDAL ROD SEAL)			
B9MM 9A707-C		Steel - black finish - dish shaped - 2-23/64" O. D. with 1-1/4" diameter hole in center	1	312-2V, 383, 430	59
9725		SHAFT (ACCELERATOR)			
MC 9725-D	S/T	& O/drive (b)	1	312	56
MC 9725-E	A/T	(b)	1	312	56
MG 9725-C	S/T	& O/drive (a)	1	312	57/58
MG 9725-D	A/T	(a)	1	312	57/58
PB9M 9725-D	ALL	⊕4848418 (c)	1	312-2V, 383, 430	59
MJ 9725-C	A/T	(a)	1	368	57
MK 9725-C	S/T	& O/drive (a)	1	383(mod.), 383	58
MK 9725-D	A/T	(a)	1	383(mod.), 383, 430	58
MK 9725-E	A/T	(a)	1	430-6V	58
20309-S8		Bolt-hex. hd. -1/4"-28 x 1/2"-accelerator shaft to dash panel	2	a	
20325-S8		Bolt-hex-hd. -1/4"-28 x 1/2"-accelerator shaft to dash panel	2	b	
20326-S8		Bolt-hex. hd. -5/16"-18 x 5/8" accelerator shaft to engine	1	b	
34780-S7		Lockwasher-1/4"-accelerator shaft to dash panel	2	a	
34805-S8		Lockwasher-1/4"-accelerator shaft to dash panel	2	b	
42904-S8		Screw-hex. washer hd. -1/4"-28 x 11/16"-accelerator shaft to dash panel	4	c	
357624-S7		Lockwasher-spec. -5/16"-accelerator shaft to engine	2	b	

Carburetor

GROUP AND PART NUMBER	TYPE	DESCRIPTION, SIZE, ETC.	NO. REQ'D	MODEL OR ENGINE CUBIC INCH DISPLACEMENT	YEAR 19__
9727 ROD (ACCELERATOR PEDAL TO SHAFT)					
MB 9727-A			1	312	56
MG 9727-A		5-1/4" approx. length	1	312, 368, 383(mod.), 383, 430	57/58
PB9M 9727-B	ALL	⊕4848432	1	312-2V, 383, 430	59
9735 PEDAL (ACCELERATOR)					
MG 9735-A			(a) 1	312, 368, 383(mod.), 383, 430	56/58
PB9M 9735-A		⊕4846538	(a) 1	312-2V, 383, 430	59
		39894-S Bolt-hex. washer hd. self tapping-pedal to floor pan	2	a	
9737 SPRING (ACCELERATOR SHAFT RETRACTING)					
MC 9737-B	A/T		(a) 1	312	56
MC 9737-D	S/T	& O/drive	(a) 1	312	56
MG 9737-D	S/T	& O/drive trans. - 61/64" O.D. x 3-7/16" approx. free length	1	312	57/58
MG 9737-E	A/T		1	312	57/58
PB9M 9737-C		⊕4848428	1	312-2V, 383, 430	59
MJ 9737-B	A/T		1	368	57
MK 9737-B	S/T	& O/drive	1	383(mod.), 383	58
MK 9737-D	A/T		1	383(mod.), 383, 430	58
		354302-S8 Bolt-hex-hd. -7/8"-14 x 3"-with slot at threaded end for retracting spring - attached to frame side member	1	a	
9747 ROD (CARBURETOR TO TRANSMISSION CONTROL SHAFT)					
MC 9747-C	S/T	& O/drive	1	312	56
MC 9747-D	A/T		1	312	56
MG 9747-B	A/T		(a) 1	312-4V	57/58
MG 9747-C	S/T	& O/drive trans.	(a) 1	312-4V	57/58
MK 9747-D	S/T	& O/drive accel. shaft to carburetor rod - 9-7/8" o/all length	1	312-2V	58
MK 9747-F	A/T	Carburetor to control shaft rod - 7-1/8" o/all length			
B9MM 9747-D	S/R	Effective date 3-9-59	1	312-2V	59
MJ 9747-A	A/T		(a) 1	368	57
MK 9747-A	A/T		1	383(mod.), 383, 430	58
MK 9747-B	S/T	& O/drive	1	383(mod.), 383	58
PB9M 9747-E	A/T	⊕4848010	1	383-2V	59
PB9M 9747-F	A/T	⊕4848430	1	383-4V, 430	59
MK 9747-C	A/T	7-5/32" O/all length	1	430-6V	58
		34054-S8 Nut-hex. -No. 12-24-standard and O/drive	1	a	
		72015-S Cotter pin-1/6" x 3/4"-accelerator shaft to carburetor rod ball joint	1	a	
9747 ROD (ACCELERATOR SHAFT TO CARBURETOR)					
B9M 9747-B	S/T		1	312-2V	59
B9M 9747-A	S/T		1	383-2V	59
9A761 KIT (THERMOSTATIC HEAT CHAMBER)					
B6AZ 9A761-A		Consists of the following - (1) B-9242-A ferrule (1) B8AE-9820-A tube (1) B8AE-9A742-A plug (1) B8AE-9865-A insulator (1) B8AE-9A743-A plug (1) B8AE-9890-A chamber (1) B8AE-9A744-A gskt. (1) 357980-S nut (1) B8AE-9A745-A shld. (1) instruction sheet	1	312	56/58

Carburetor

GROUP AND PART NUMBER	TYPE	DESCRIPTION, SIZE, ETC.	NO. REQ'D	MODEL OR ENGINE CUBIC INCH DISPLACEMENT	YEAR 19__
9762 BEARING (ACCELERATOR SHAFT)					
MK 9762-A		Nylon 29/64" I. D. x 3/4" O. D. x 9/32" wide with tab	1	383(mod.), 383, 430	58
9766 ADAPTOR (CARBURETOR SECONDARY THROTTLE DIAPHRAGM HOUSING)					
VPB8M 9766-B		⊕5752248	2	430-6V	58
9767 END. (CARBURETOR THROTTLE SYNCHRONIZER ROD)					
PB8M 9767-B		⊕5752242	2	430-6V	58
9768 BUSHING (CARBURETOR THROTTLE SYNCHRONIZER ROD END)					
PB8M 9768-B		⊕5752247	1	430-6V	58
9-9781 RETAINER (ACCELERATOR PEDAL DUST SHIELD)					
B9MM 99781-C			1	312-2V, 383, 430	59
9784 ROD (ACCELERATOR SHAFT TO TRANSMISSION CONTROL SHAFT)					
MC 9784-C	A/T		1	312	56
MG 9784-B	A/T		1	312	57/58
PB9M 9784-B	A/T	⊕4848429	1	312-2V, 383, 430	59
MJ 9784-A	A/T		1	368	57
MK 9784-C	A/T		1	383(mod.)	58
MK 9784-B	A/T		1	383, 430	58
9793 SEAL (ACCELERATOR PEDAL ROD)					
B9MM 9793-A		Felt - 1-1/2" O. D. x 7/32" I. D. x 3/16" thick - used prior to 2-16-59	1	312-2V, 383, 430	59
B9MM 9793-B		Felt - 1-1/2" O. D. x 1/4" I. D. x 3/16" thick - effective date 2-16-59	1	312-2V, 383, 430	59
9-9802 TUBE (CARBURETOR SECONDARY THROTTLE BALANCE)					
VPB8M 99802-A		⊕5750625	1	430-6V	58
9813 SCREW (CARBURETOR AIR CLEANER ANCHOR)					
B6A 9813-A		⊕ECZ-99575-A (a)	1	312	56
34805-S8		Lockwasher -1/4"	2	a	
9819 TUBE (THERMOSTATIC CHOKE CONTROL) OUTLET					
B6A 9819-A		⊕ECK-9819-A	1	312	56
♣ ECK 9819-B		1/4" O. D. x 8-1/2" long	1	312	56
♣ B7A 9819-B		1/4" O. D. x 7-1/4" long - ⊕ECZ-9819-B (a)	1	312	57
◇ B7A 9819-A		1/4" O. D. x 5.08" long - ⊕ECZ-9819-A (a)	1	312	57/58
◇ B7A 9819-D		"J" shaped - 1/4" dia. tubing - 5-5/8" developed length - ECG-9819-E	1	312-2V	58
◇ PB9M 9819-A		⊕5752555 (a)	1	312-2V	59
♣ ECU 9819-B		1/4" O. D. x 10-1/2" long (a)	1	368	57
◇ EDG 9819-A		1/4" O. D. x 15-3/4" long (a)	1	383(mod.), 383, 430, 4V	58
† EDG 9819-B		1/4" O. D. x 16-3/4" long (a)	1	383(mod.), 383	58/59
◇ PB8M 9819-A		14-19/64" long	1	430-6V	58
♣ B9ME 9819-A		Also use for export	1	430	59
357980-S		Nut-hex. -7/16"-24-tube to carburetor	1	a	
		♣ Carter † Ford ◇ Holley			

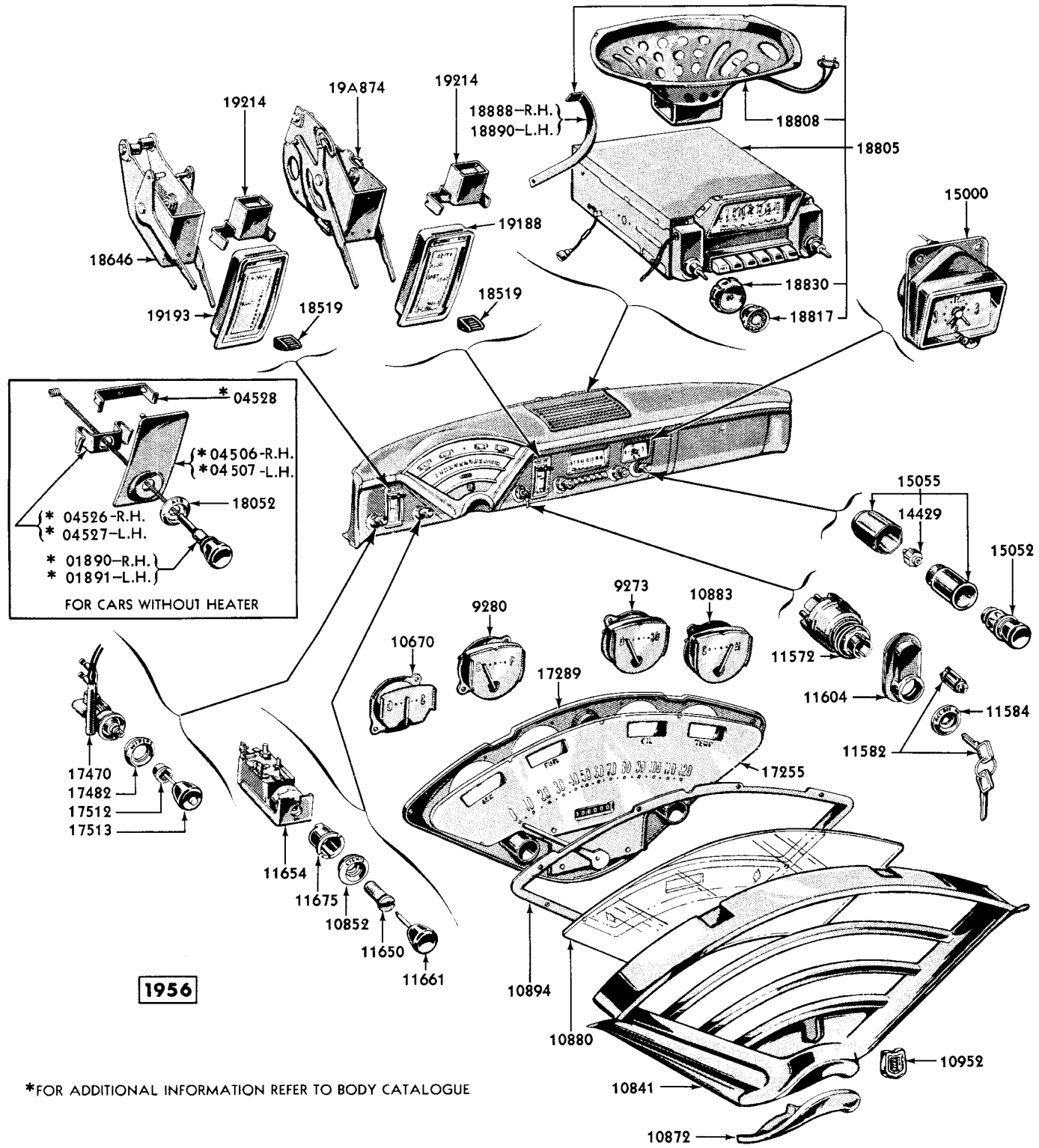
Carburetor

GROUP AND PART NUMBER	TYPE	DESCRIPTION, SIZE, ETC.	NO. REQ'D	MODEL OR ENGINE CUBIC INCH DISPLACEMENT	YEAR 19__
9820 TUBE (THERMOSTATIC CHOKE CONTROL) INLET					
◇ B6A 9820-A		⊕ECK-9820-B	1	312	56
♣ ECK 9820-C			1	312	56
◇ ECZ 9820-A		Use with air conditioning prior to 4-1-56	1	312	56
♣ ECU 9820-B			1	368	57
9-9822 HANGER & BRACKET (ENGINE TO ACCELERATOR SHAFT)					
MG 99822-B		(a)	1	312	57/58
B9MM 99822-D			1	312-2V	59
MJ 99822-A		(a)	1	368	57
MK 99822-B		(a)	1	383(mod.), 383, 430	58
B9MM 99822-B		Used on models equipped with A/cond. (b)	1	383, 430	59
B9MM 99822-C		Used on models not equipped with A/cond. (b)	1	383, 430	59
	42719-S	Bolt and lockwasher-hex. hd. -5/16"-18 x 5/8"-hanger and bracket to engine	2	a, b	
	47218-S	Screw and lockwasher-hex. hd. -5/16"-18 x 1/2"	AR	a	
9-9824 RETAINER (ACCELERATOR RETRACTING SPRING)					
MG 99824-B	S/T	& O/drive	1	312	57/58
9825 CLIP (ROD END CLEVIS) R. H.					
59A 9825-A		(1) Pedal shaft rod to accelerator shaft (1) Control shaft rod to carburetor (1) Carburetor to trans. control shaft rod to trans. control to accelerator shaft - A/T	3	312, 368, 383(Mod.), 383, 430	56/58
B9MM 9825-A		☆(1) used with accelerator shaft to ☆(2) used with carburetor to transmission control shaft rod on models with A/T carburetor rod on models with S/T	1-2	312-2V☆, 383☆, 430☆	59
9826 CLIP (ROD END CLEVIS) L. H.					
59A 9826-A		(1) carburetor to control shaft rod to transmission control to accelerator shaft - automatic transmission	1	312, 368, 383(mod.), 383, 430	57/58
9865 INSULATOR (THERMOSTATIC CHOKE CONTROL OUTLET TUBE)					
◇♣B8A 9865-B		Cut to proper length and dip ends in fast drying lacquer to prevent fraying - ⊕EDC-9865-B	1 1	312, 368, 383(mod.), 430 312-2V, 383, 430	57/58 59
9877 ELBOW (THERMOSTATIC CHOKE CONTROL TUBE)					
ECU 9877-A		Inlet - 7/16" square x 19/64" dia. - for intake manifold connection to heater pipe ♣ Carter ◇ Holley	1	312, 368	56/57

Carburetor

GROUP AND PART NUMBER	DESCRIPTION, SIZE, ETC.	NO. REQ'D	MODEL OR ENGINE CUBIC INCH DISPLACEMENT	YEAR 19__
9884 ELBOW (THERMOSTATIC CHOKE CONTROL TUBE)				
ECU 9884-A	Outlet - 7/16" square x 1/4" rd. dia. for connection to outlet pipe	1	312, 368	56/58
9890 TUBE (THERMOSTATIC CHOKE CONTROL HEAT)				
B6A 9890-A	19/64" approx. O.D. one end x 11/32" the other x 7-5/8" long - thru intake manifold - ⊕ECG-9890-B	1	312	56/58
♣ ECU 9890-B	19/64" approx. O.D. one end x 11/32" approx. O.D. the other x 6-1/2" long - thru intake manifold	1	368	57
9903 GASKET (THERMOSTATIC CHOKE HEAT SUPPLY COVER)				
B8S 9903-A	Use with B9S-9891-A cover - ⊕5751312	1	383(mod.), 383, 430	58/59
COME 9903-A	Use with COME-9A705-A cover	1	383, 430	59
	♣ Carter			

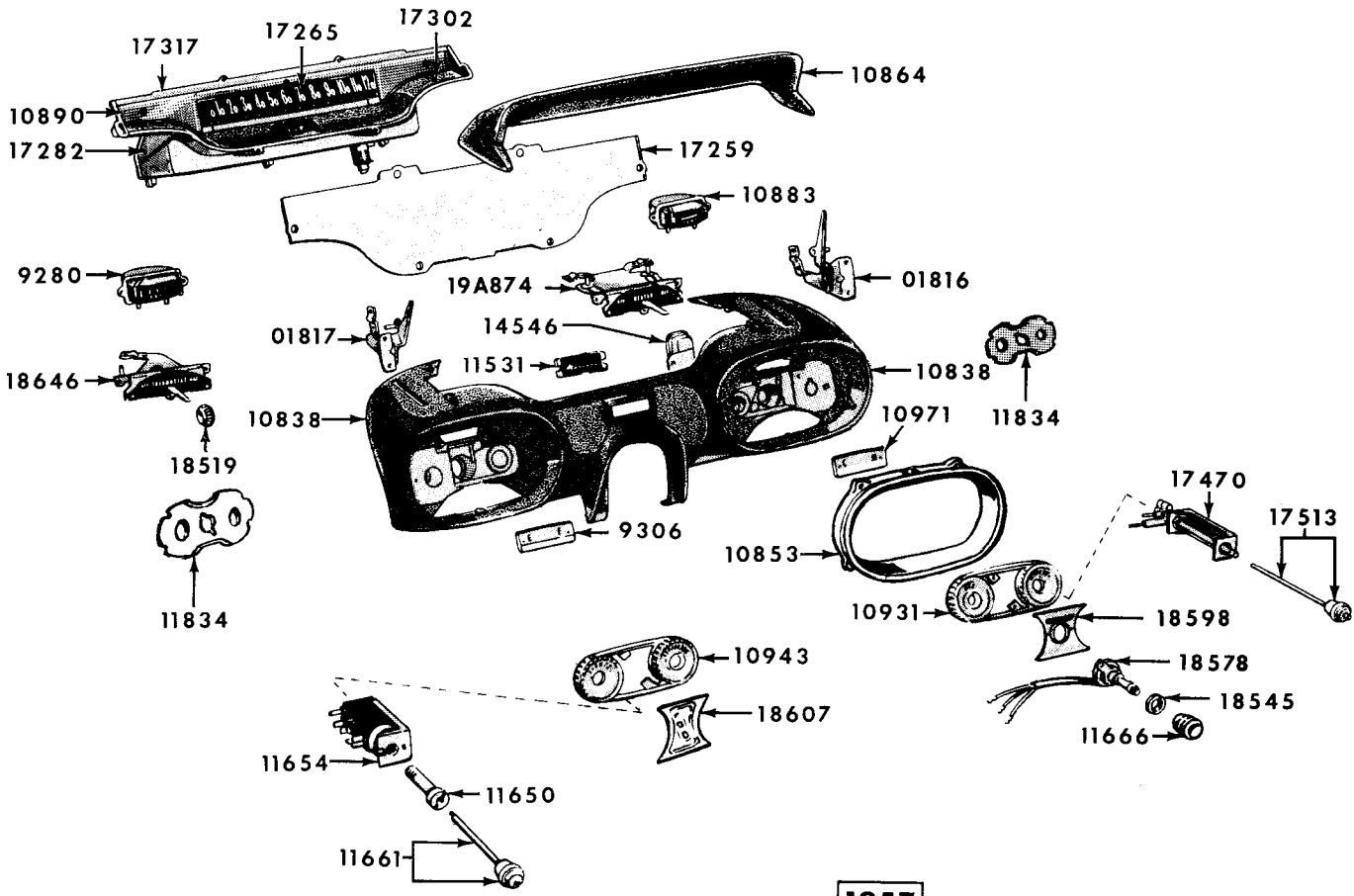
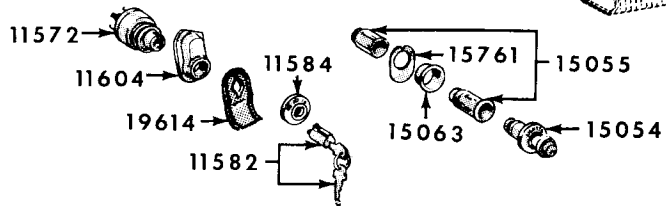
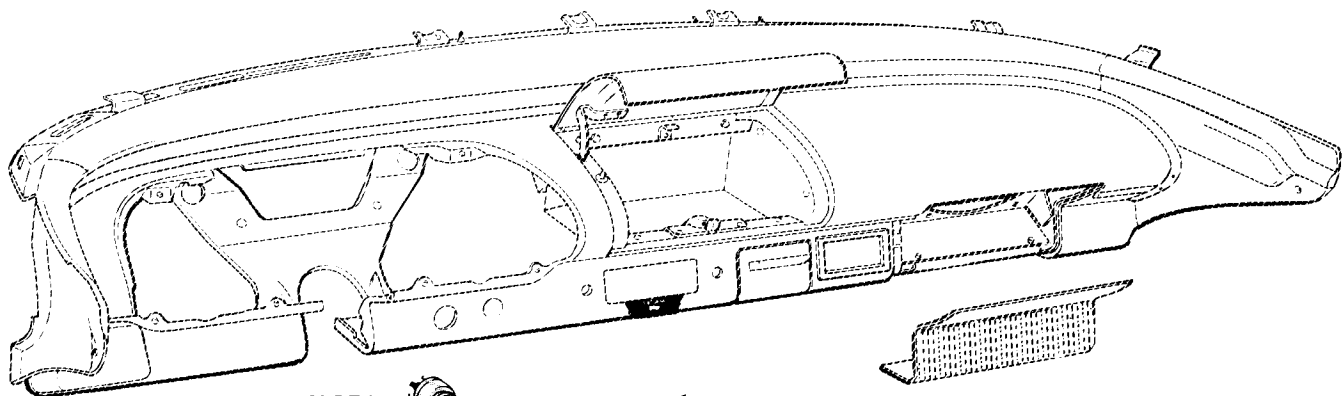
MEMO



*FOR ADDITIONAL INFORMATION REFER TO BODY CATALOGUE

PMC-107

INSTRUMENT PANEL

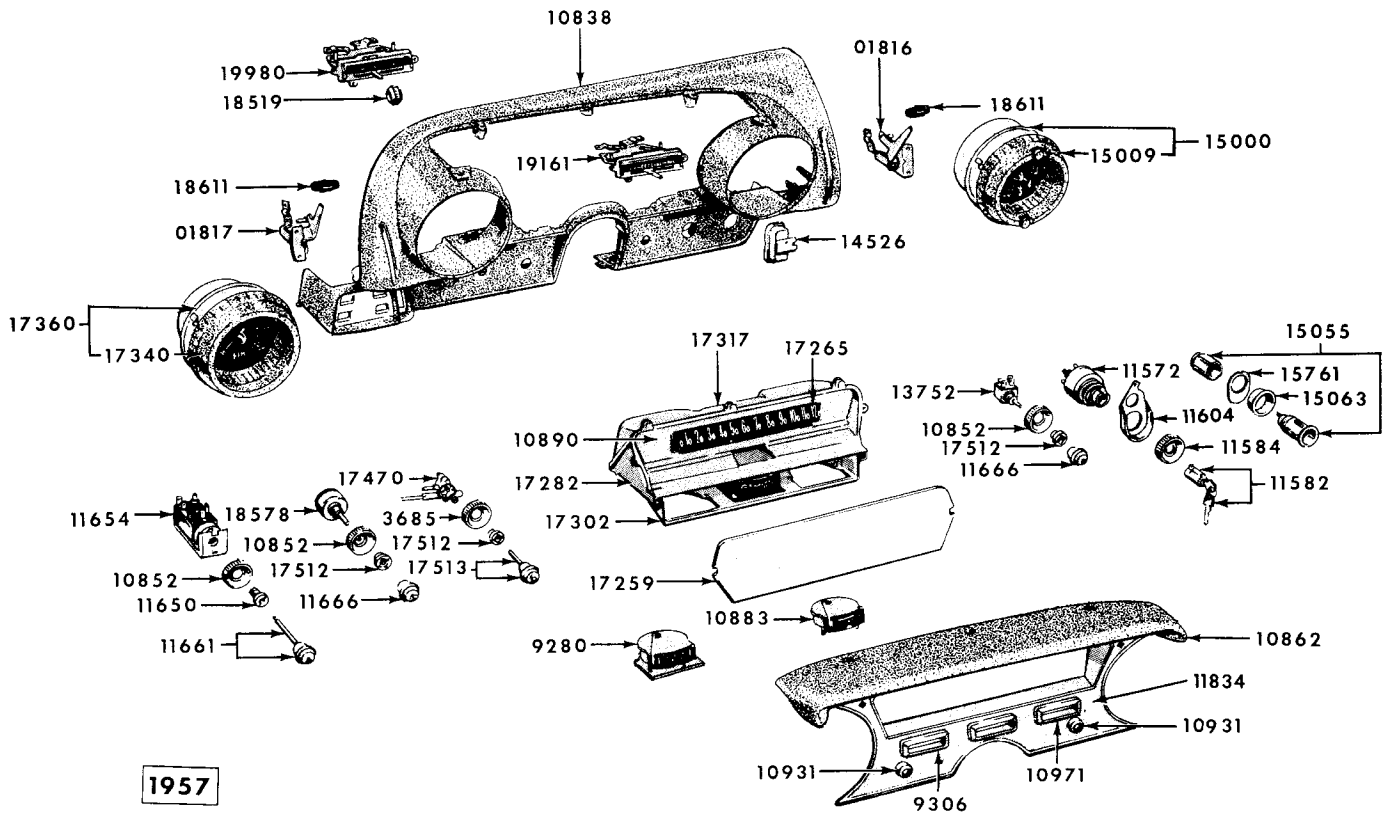
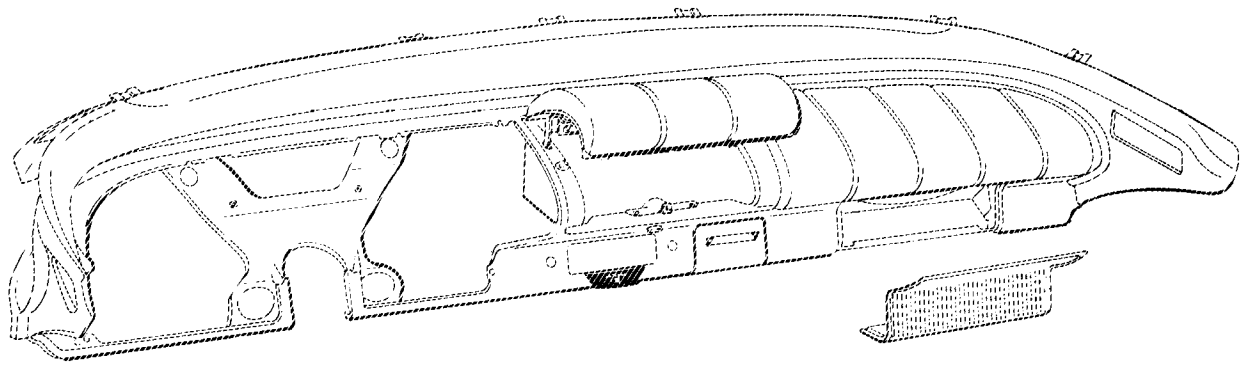


1957

PMC-378

EXCEPT 65-75 MODELS

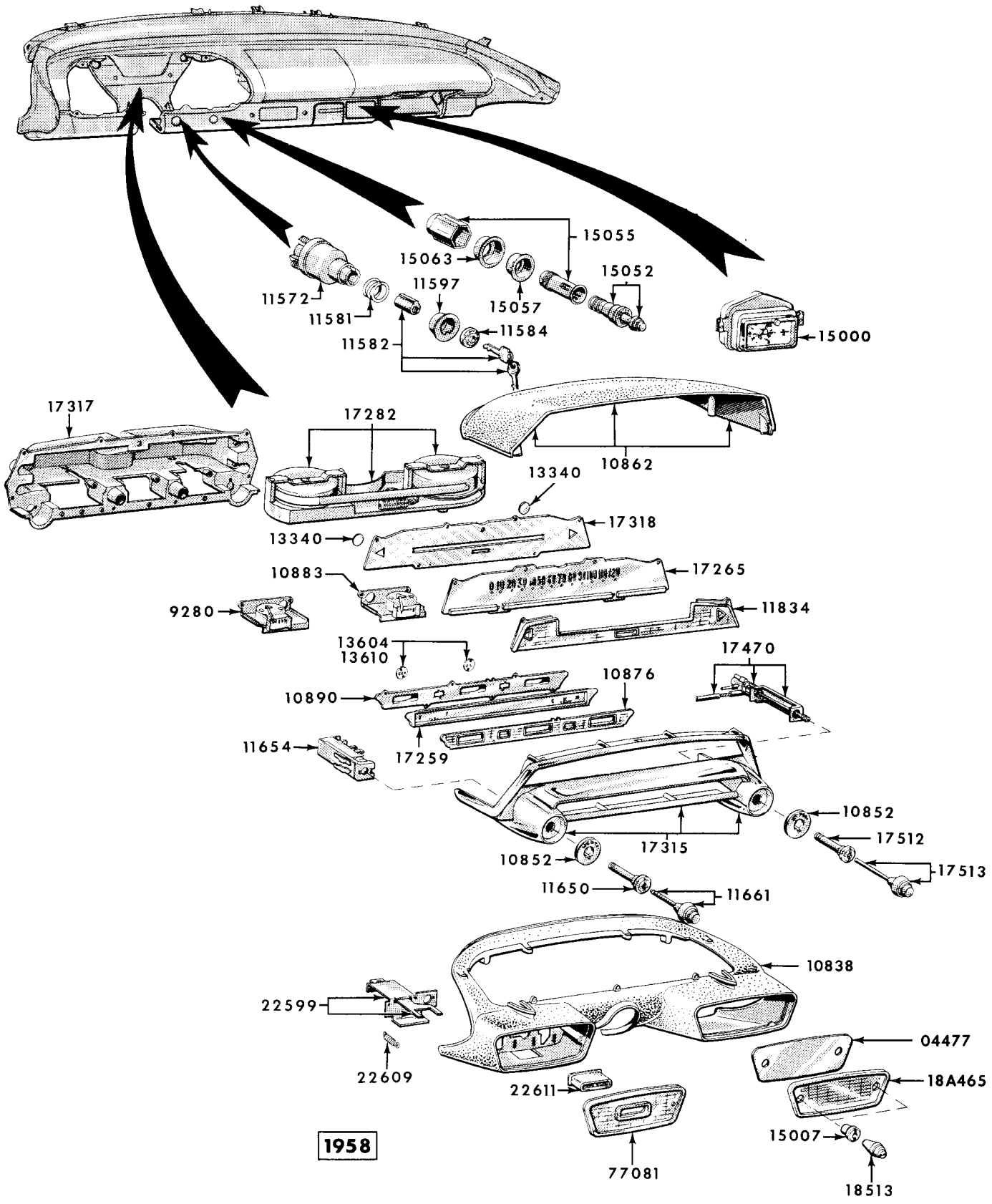
INSTRUMENT PANEL



PMC-379

65-75 MODELS

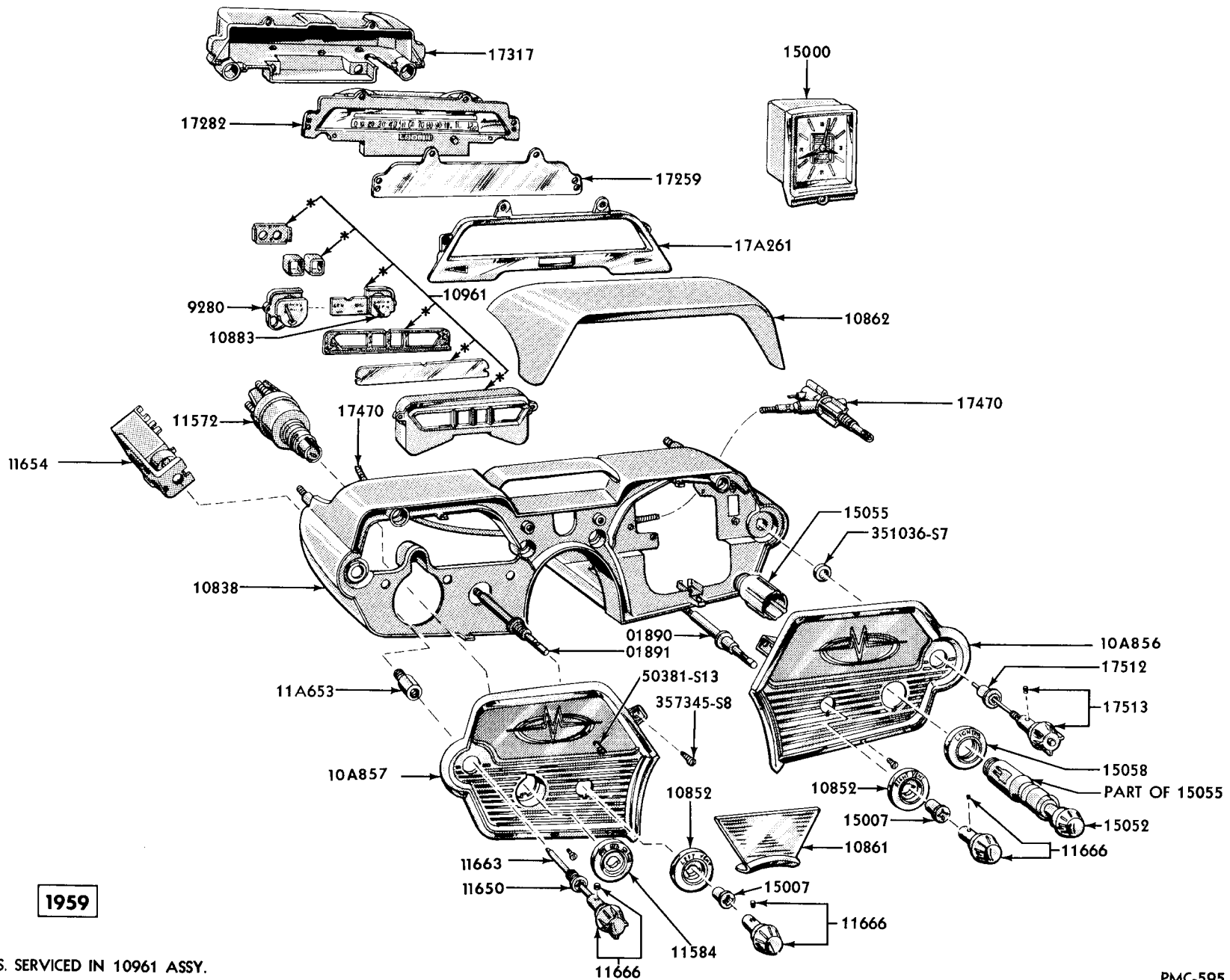
INSTRUMENT PANEL



1958

INSTRUMENT PANEL

PMC-451

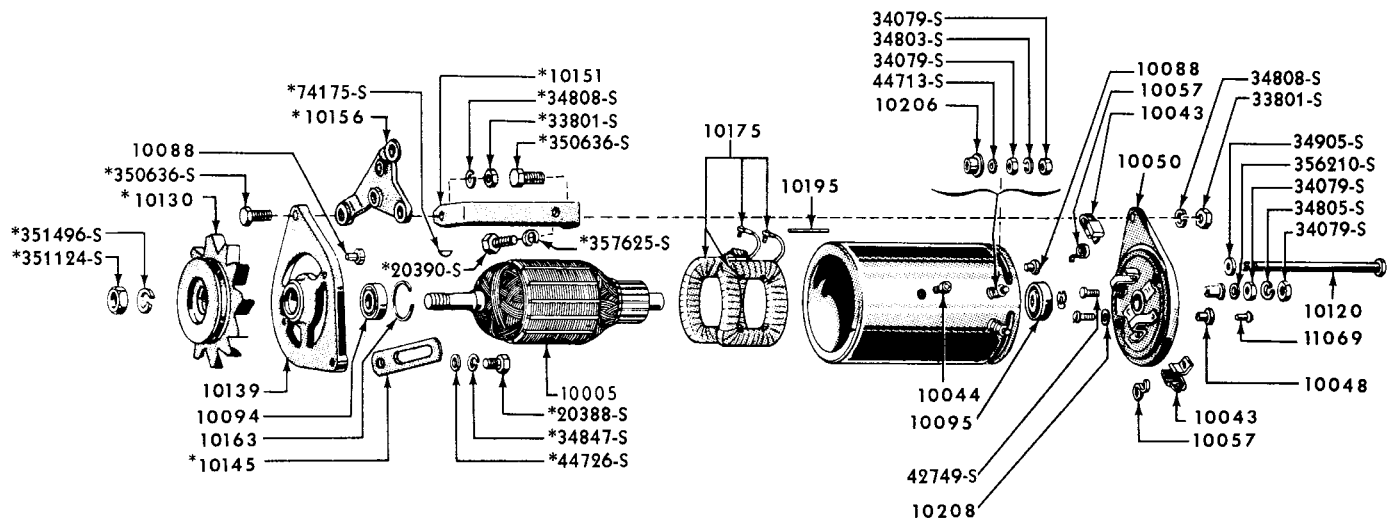


1959

*NS. SERVICED IN 10961 ASSY.

PMC-595

INSTRUMENT PANEL

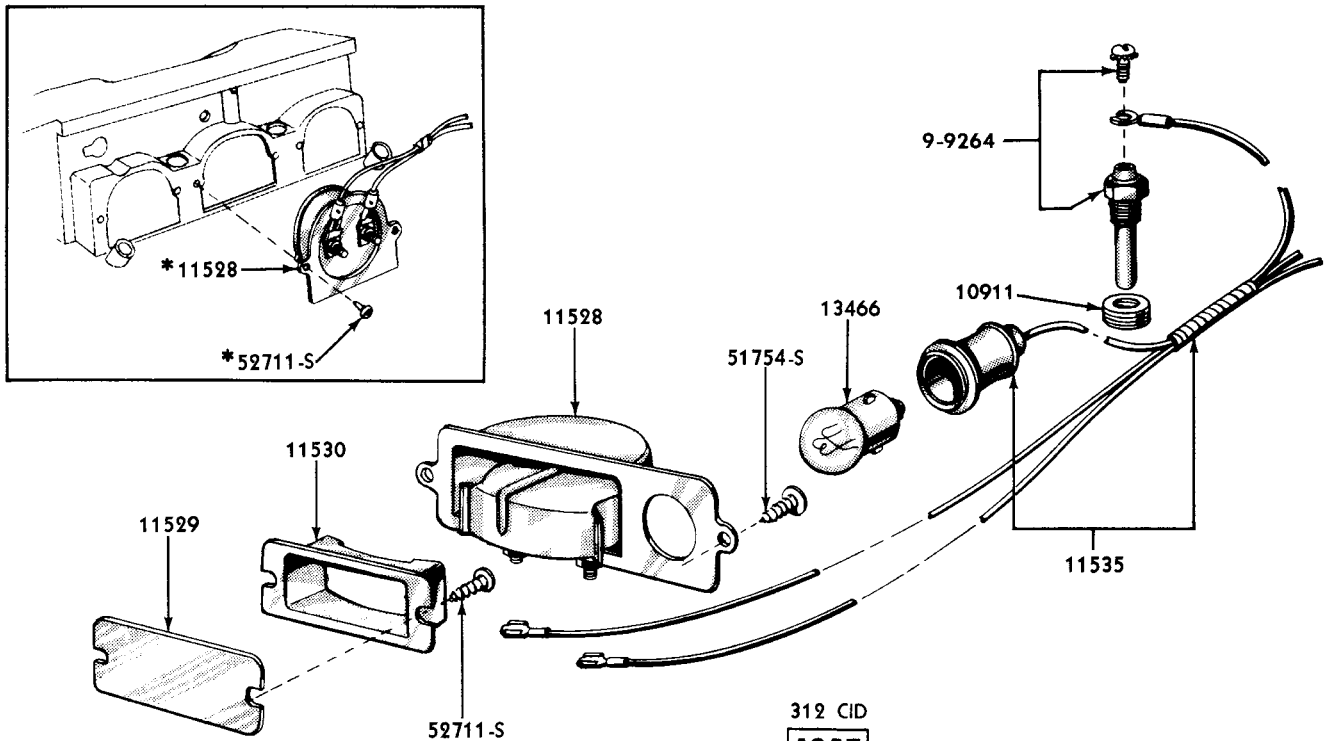


*NOT INCLUDED IN BASIC NO. 10002
TYPICAL

1956-59

PMC-88

GENERATOR

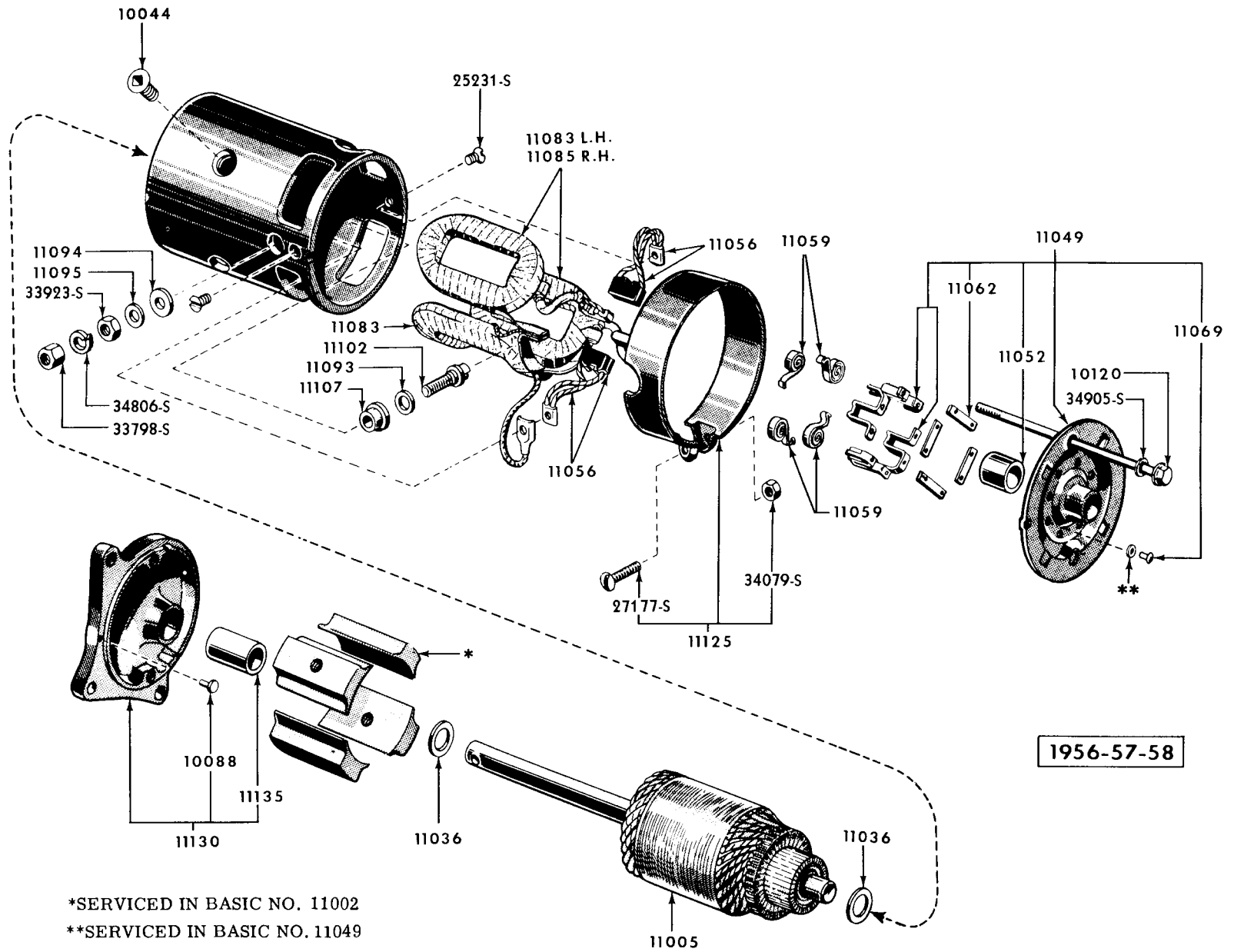


*USE WITH 65-75 MODELS ONLY

1957

PMC-362

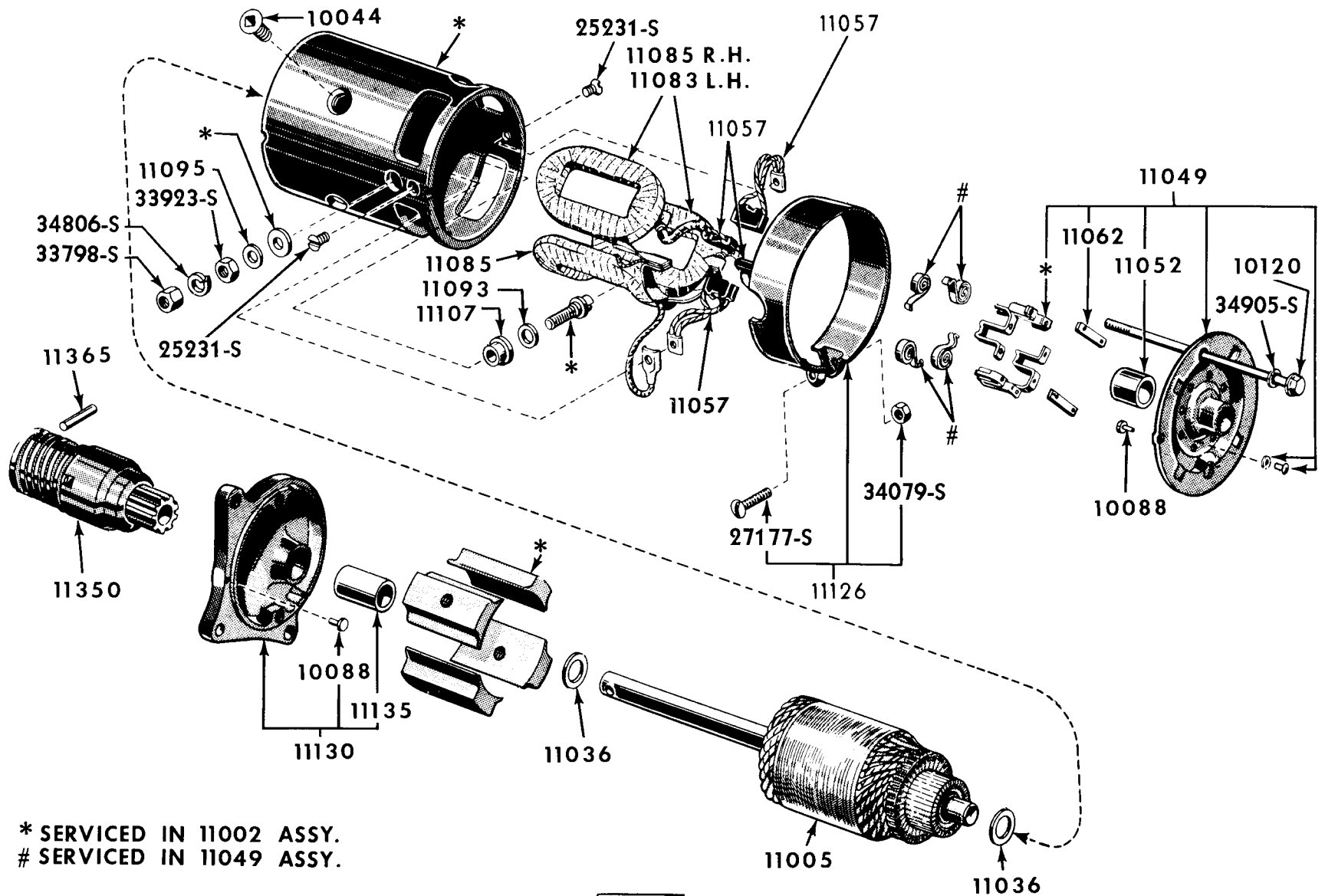
POWER BOOSTER FAN INDICATOR



1956-57-58

*SERVICED IN BASIC NO. 11002
 **SERVICED IN BASIC NO. 11049

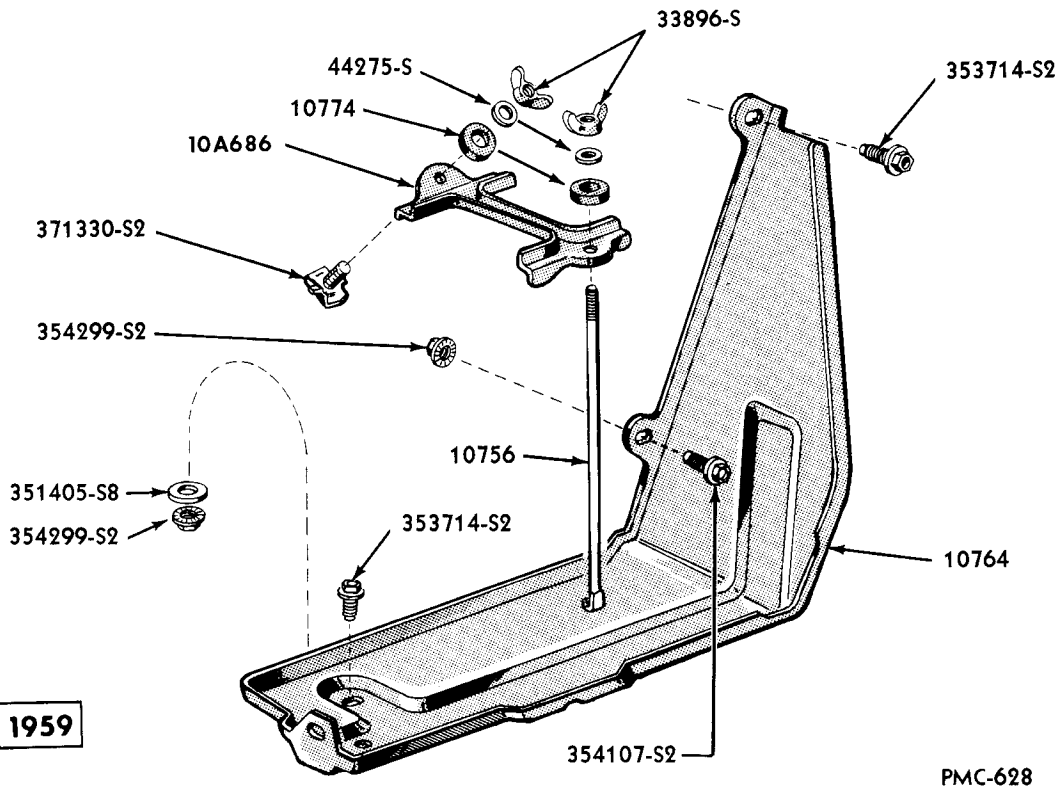
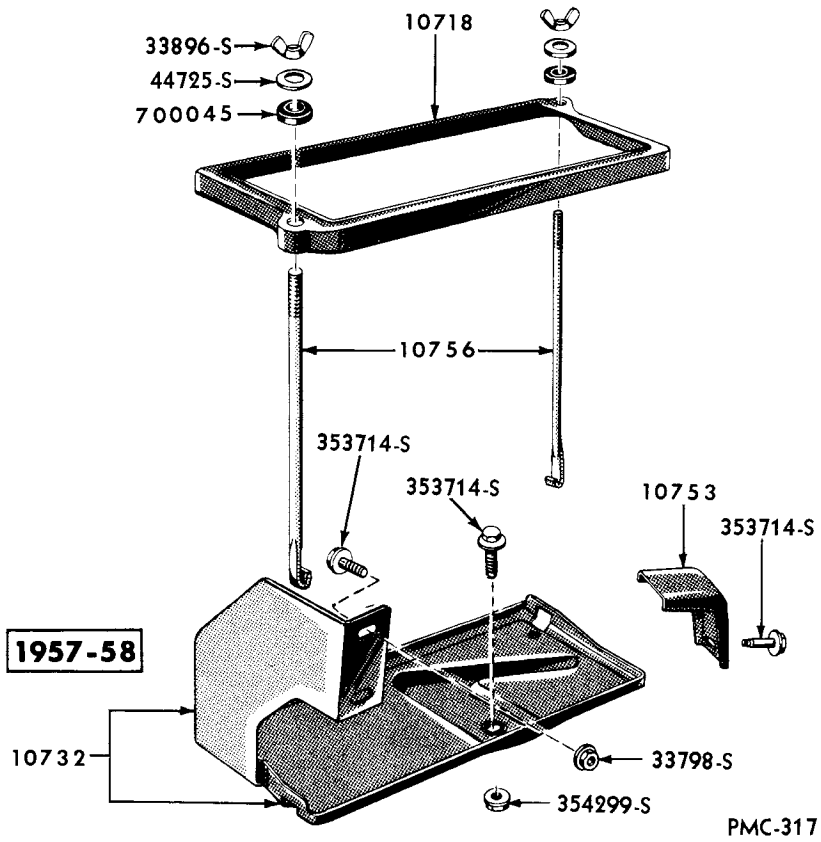
STARTER



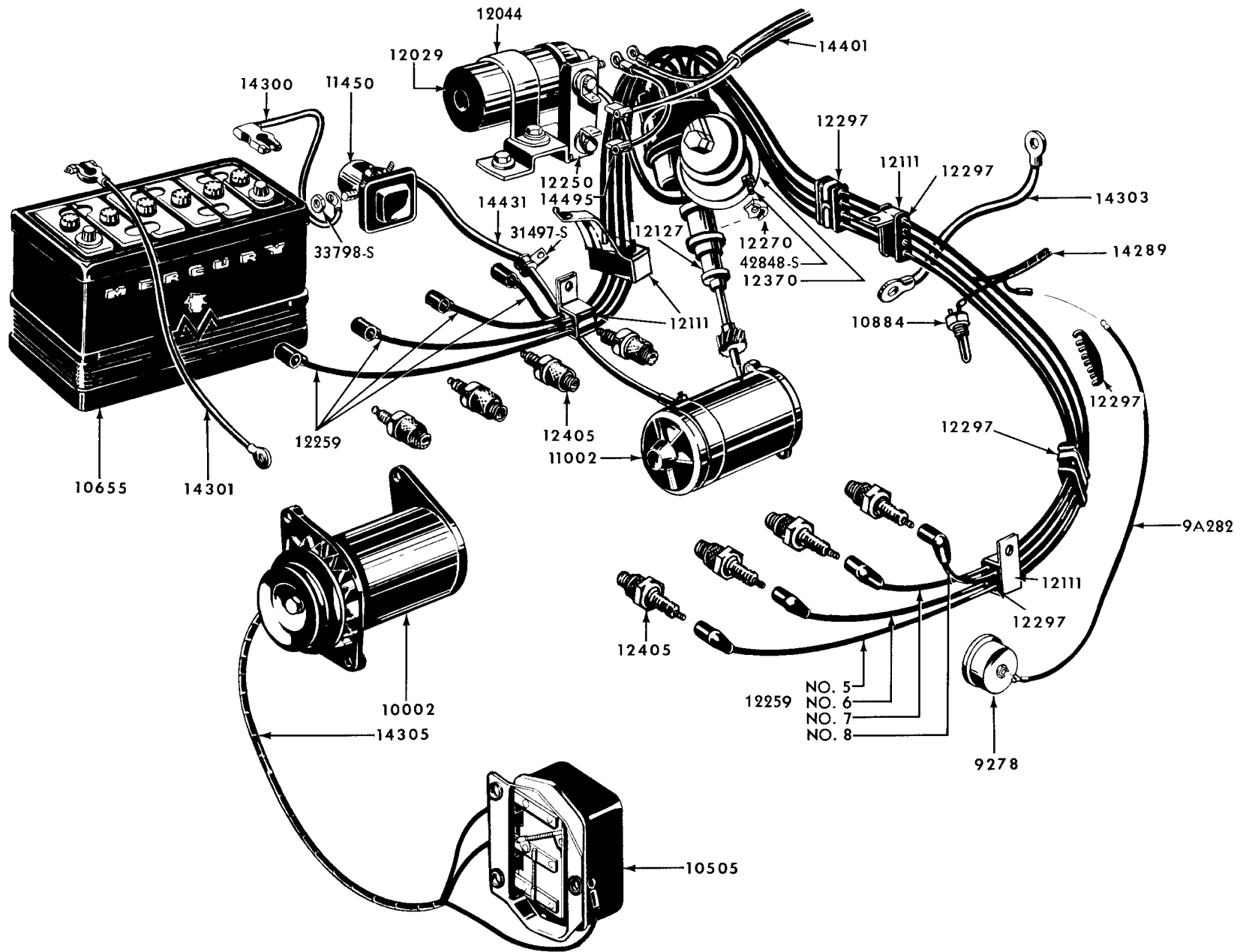
* SERVICED IN 11002 ASSY.
 # SERVICED IN 11049 ASSY.

1959

STARTER



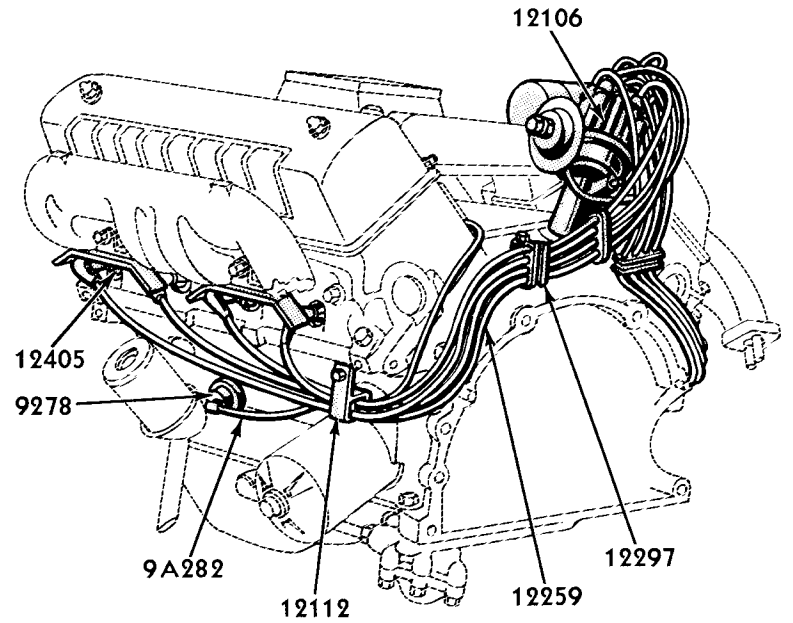
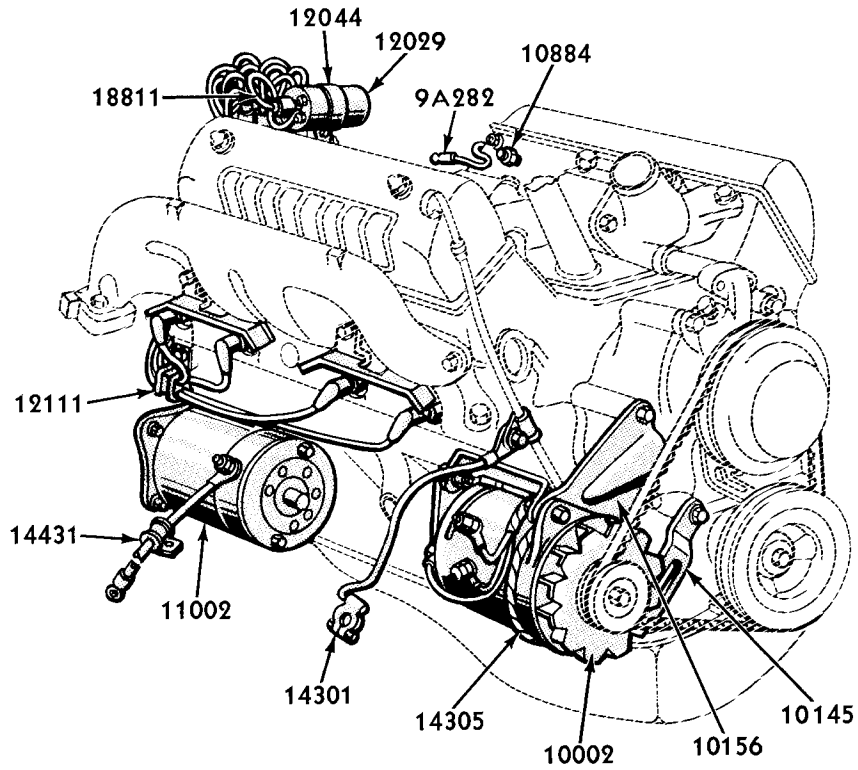
BATTERY SUPPORT



1957-58

PMC-354

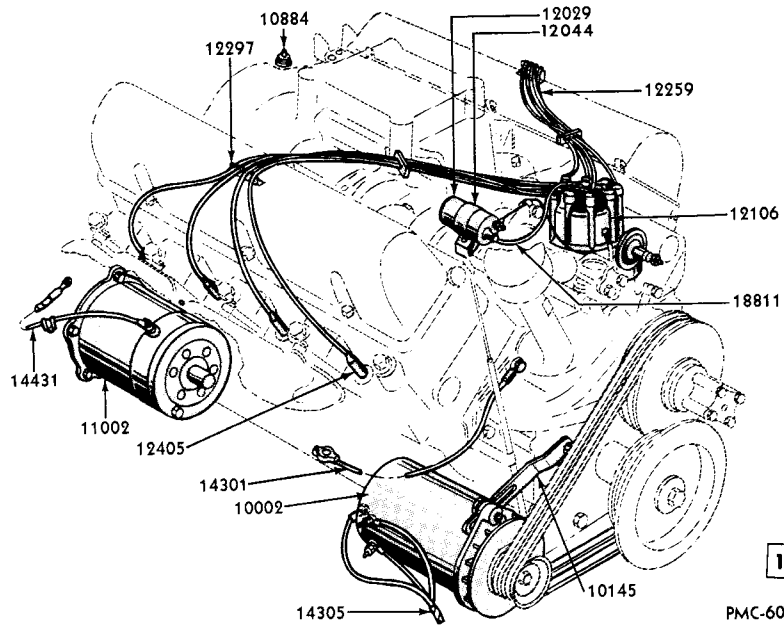
ENGINE - WIRING



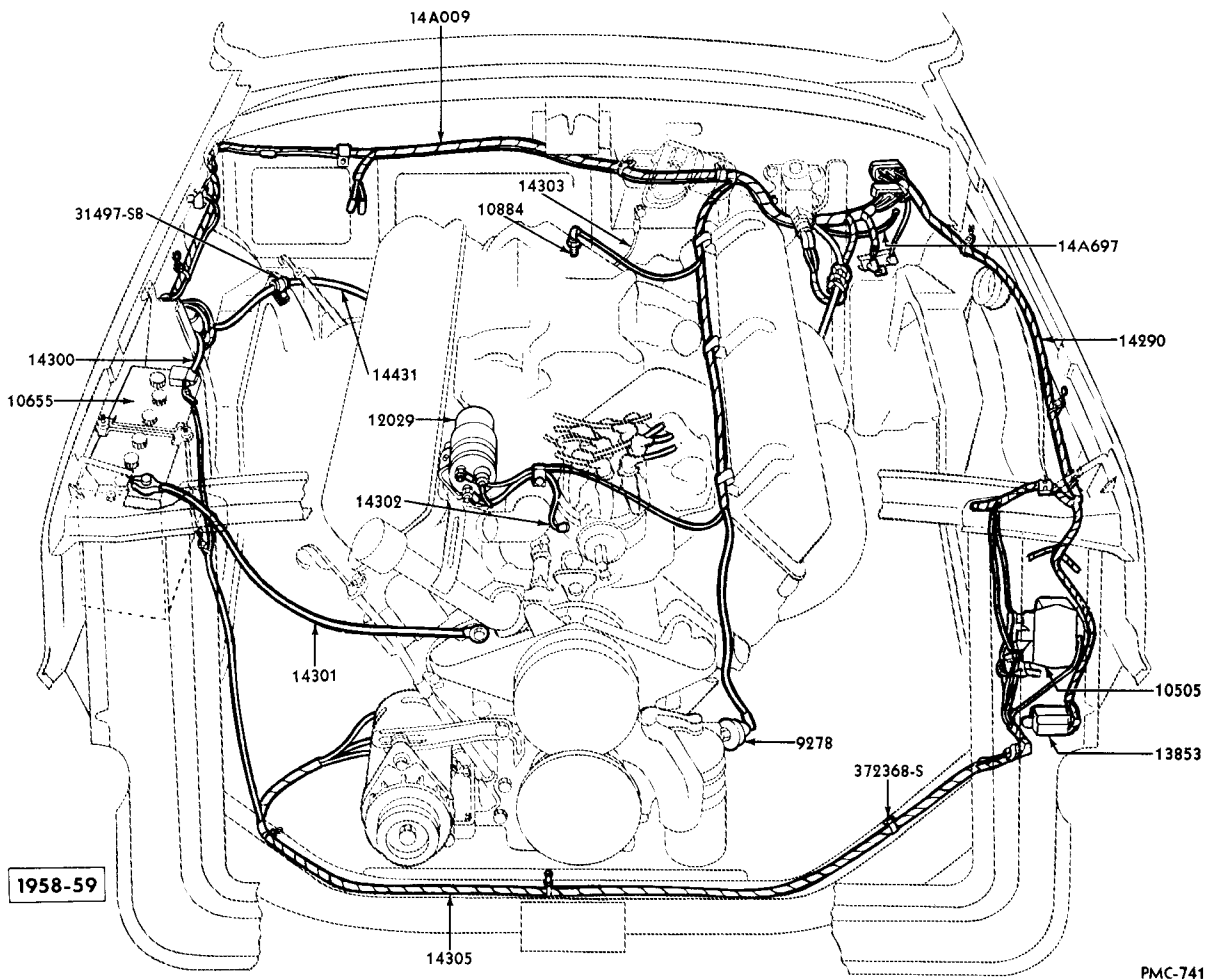
1959

PMC-602

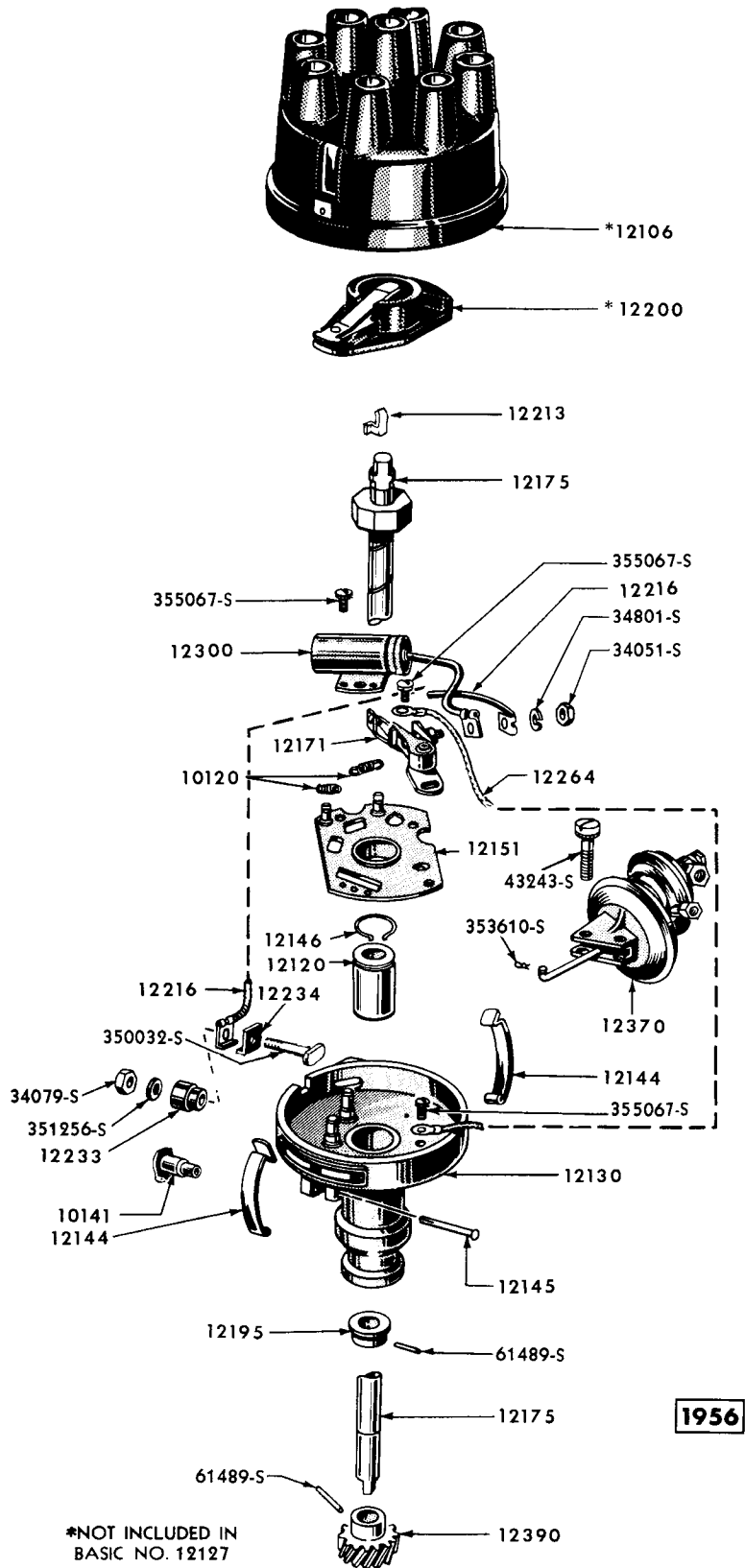
ENGINE WIRING - 312 C.I.D.



ENGINE WIRING - 383 & 430 C.I.D.

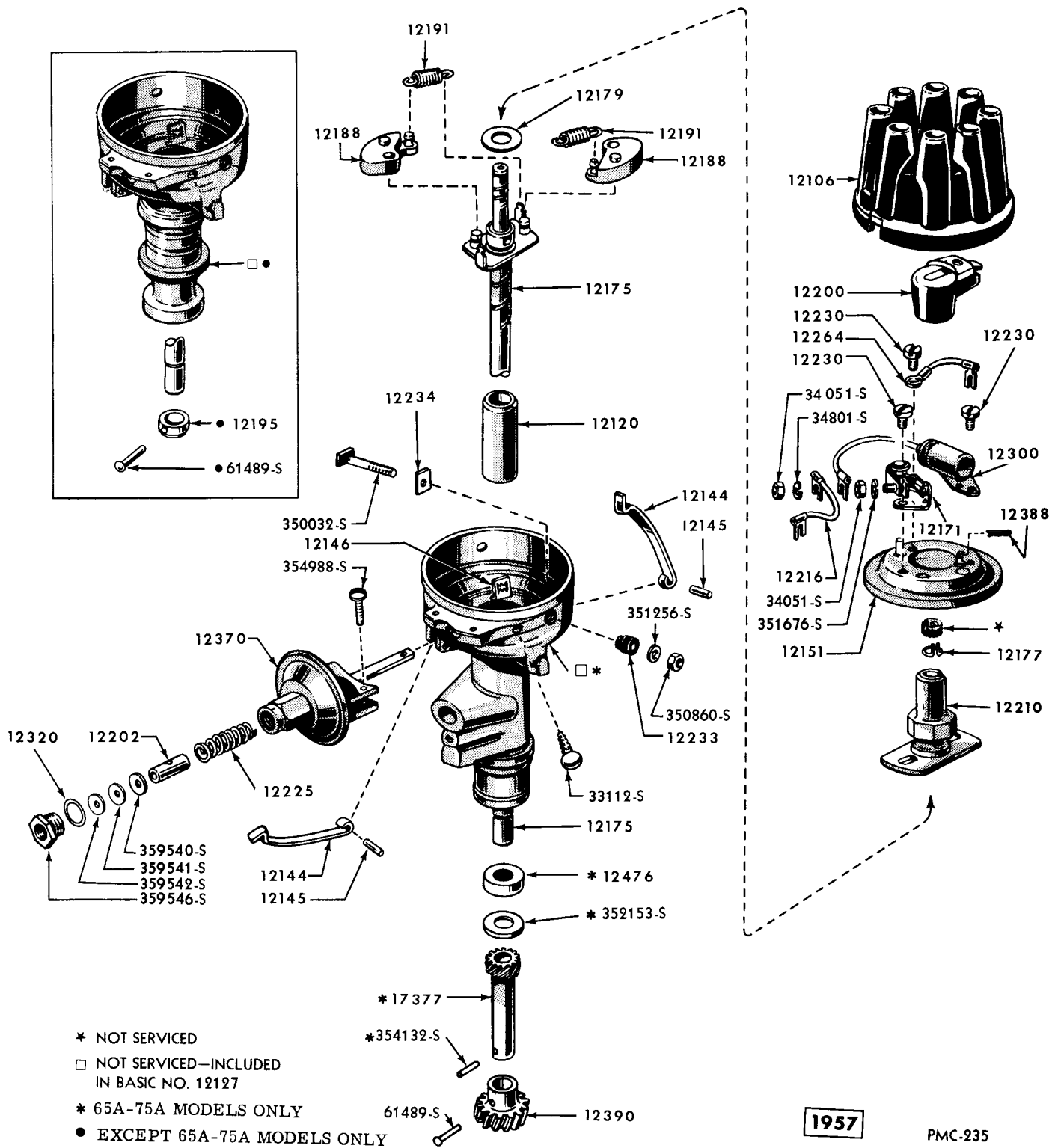


ENGINE COMPARTMENT WIRING

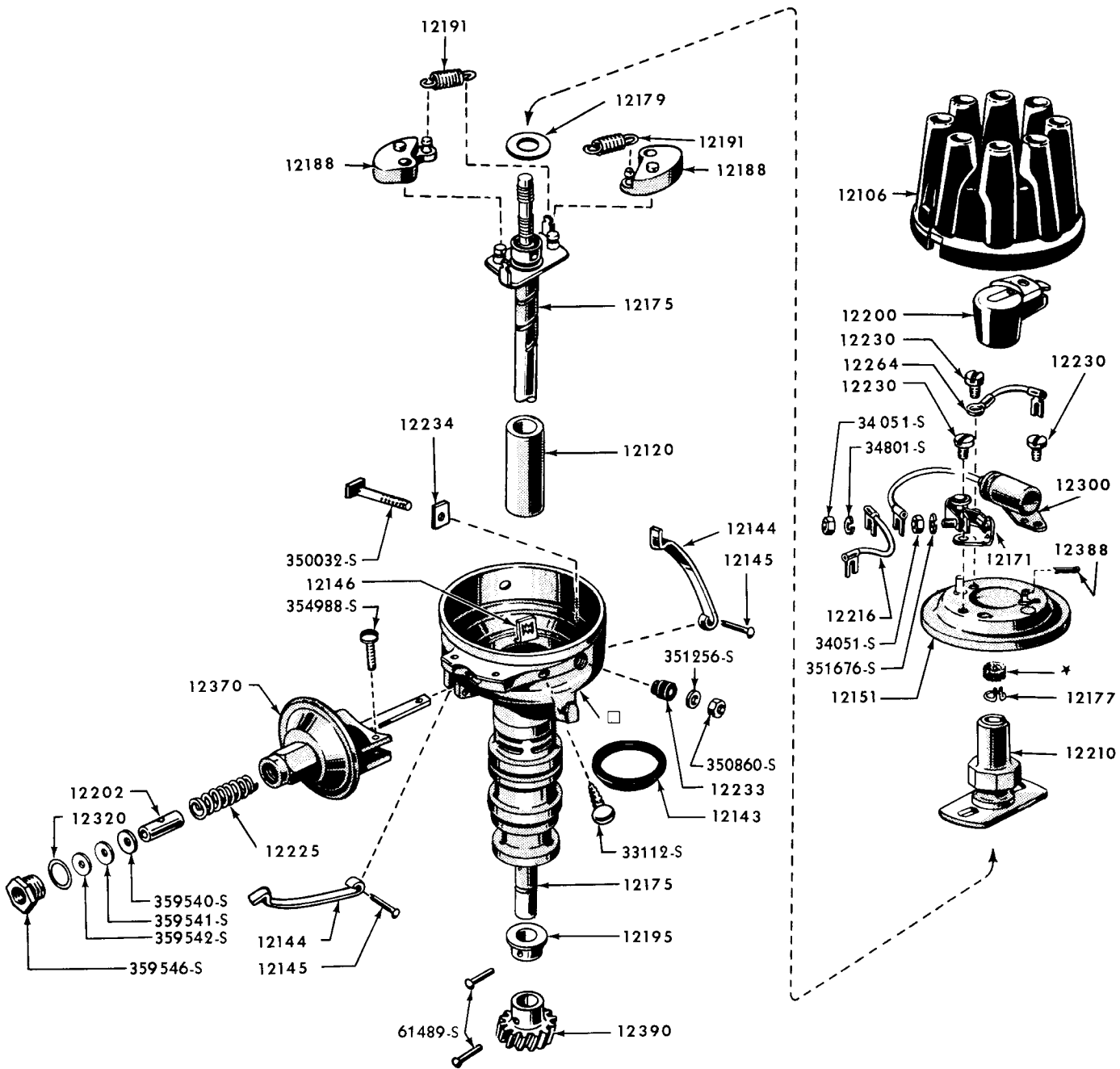


PMC-97

DISTRIBUTOR



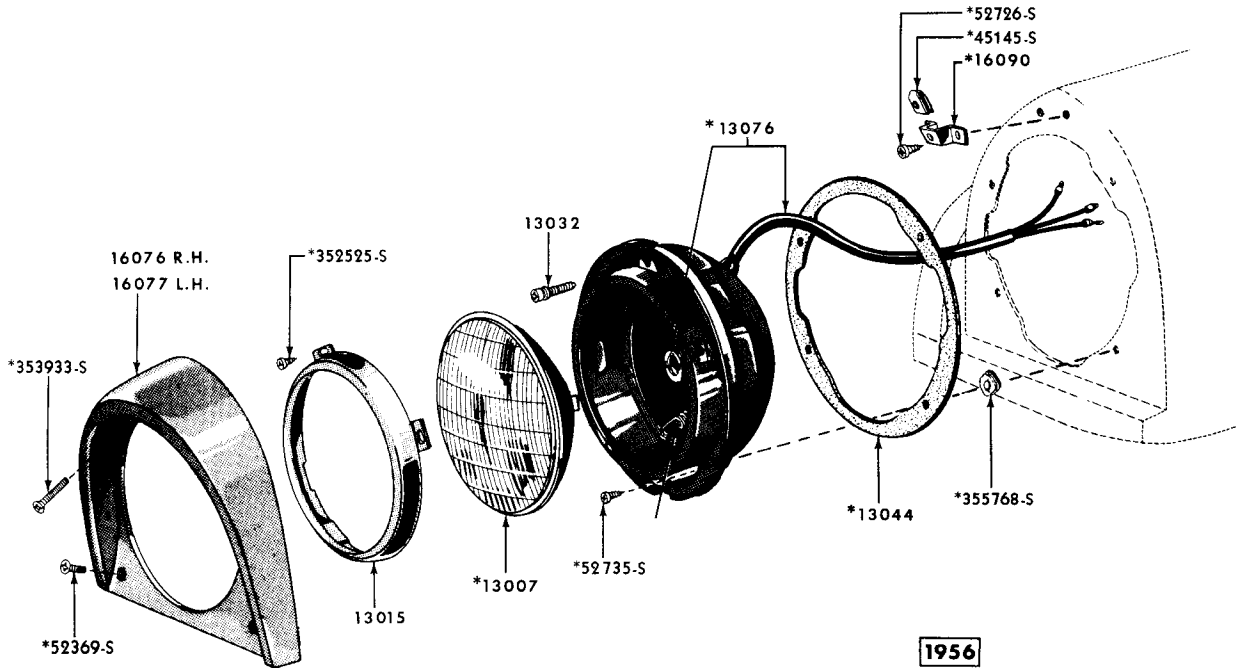
DISTRIBUTOR



1958-59

- * NOT SERVICED
- NOT SERVICED—INCLUDED IN BASIC NO. 12127

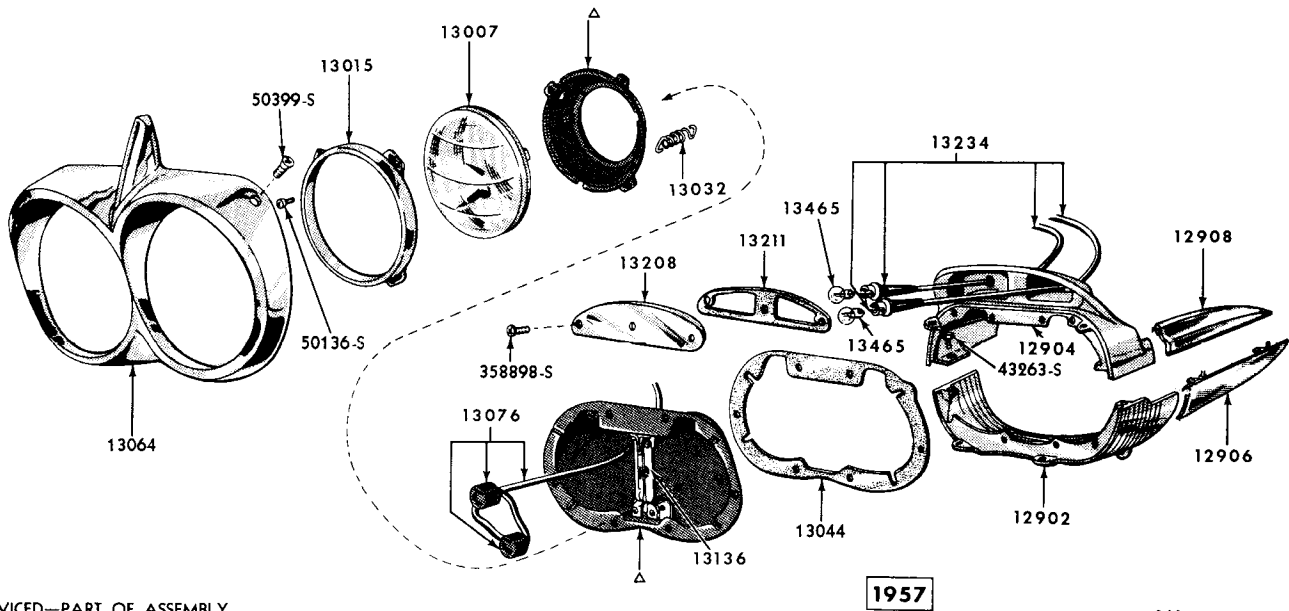
DISTRIBUTOR



*NOT PART OF HEADLAMP ASS'Y.

PMC-108

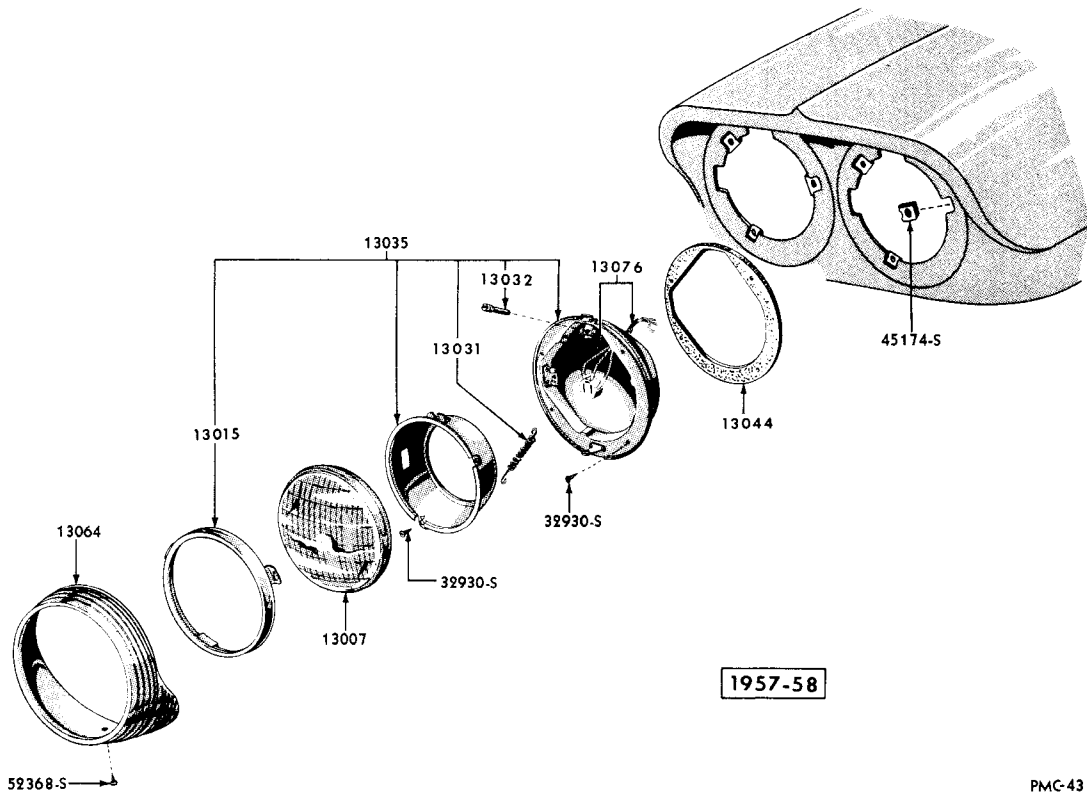
HEAD LAMP



△NOT SERVICED—PART OF ASSEMBLY

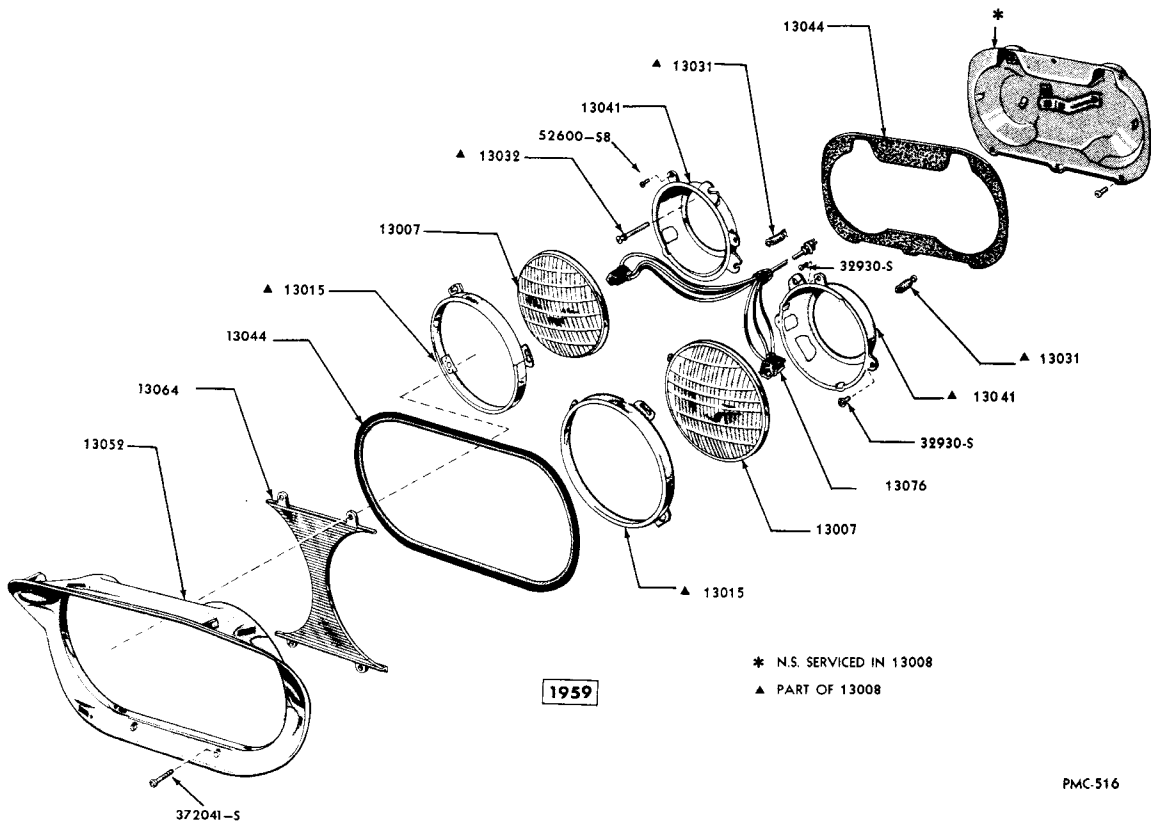
PMC-363

HEADLAMP, TURNPIKE CRUISER



1957-58

PMC-432

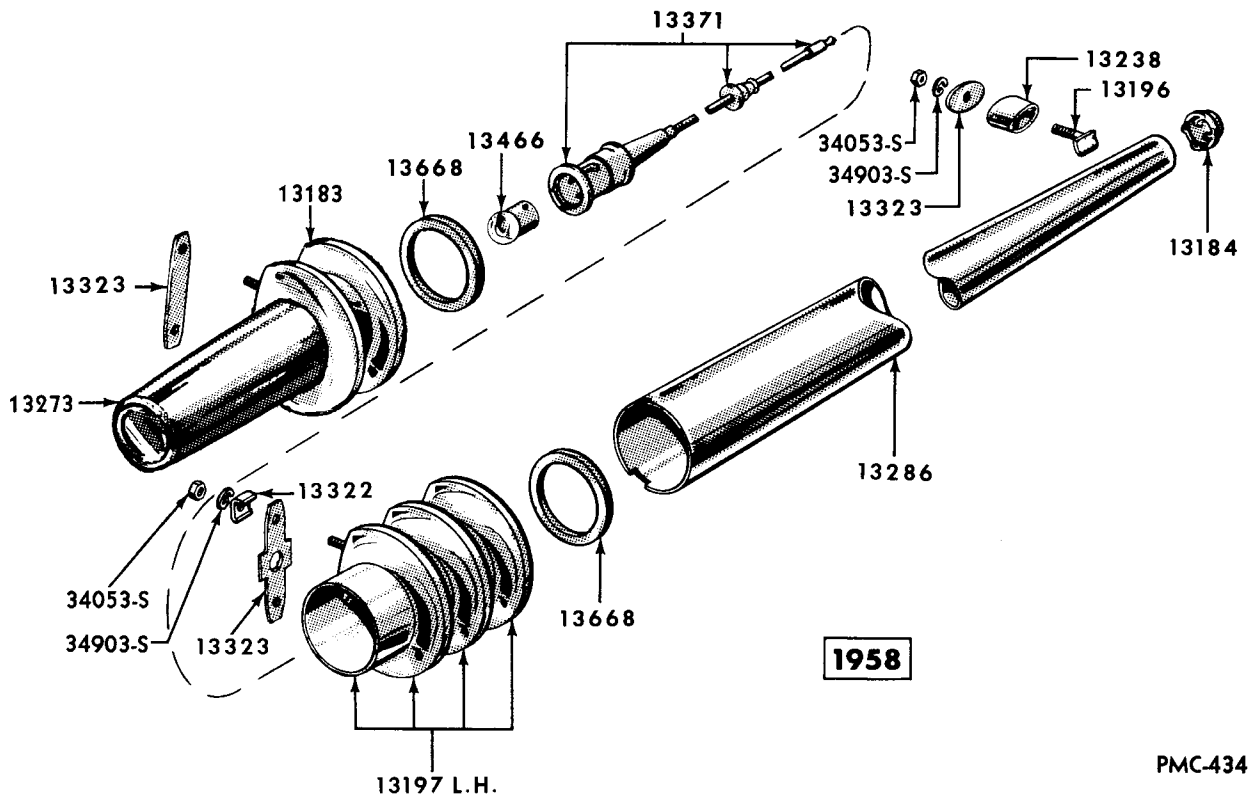


1959

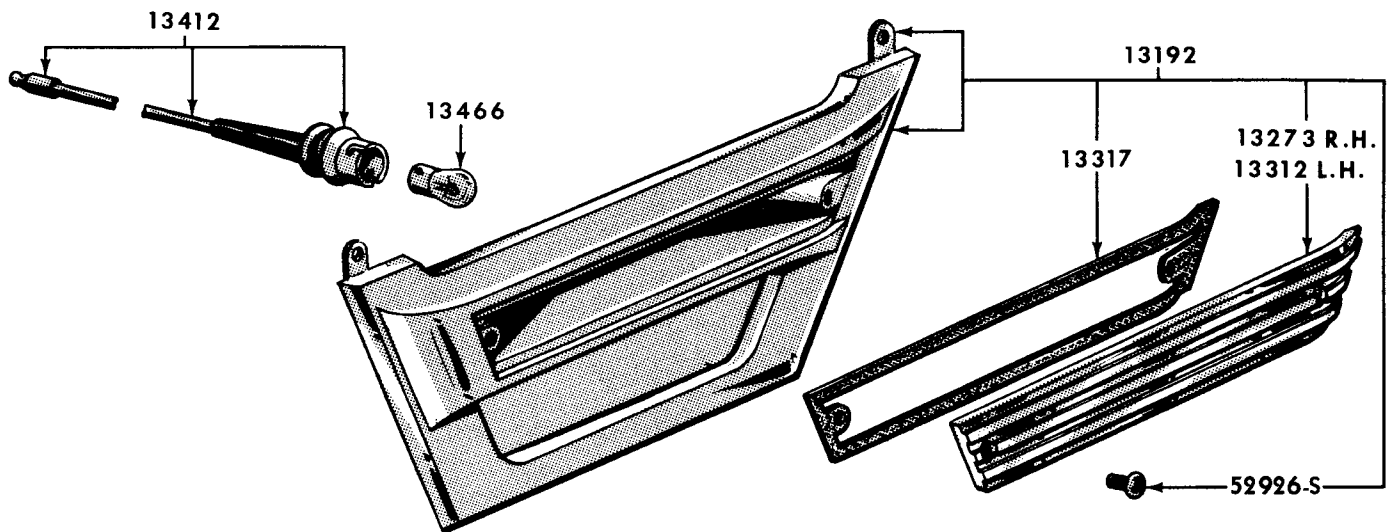
* N.S. SERVICED IN 13008
▲ PART OF 13008

PMC-516

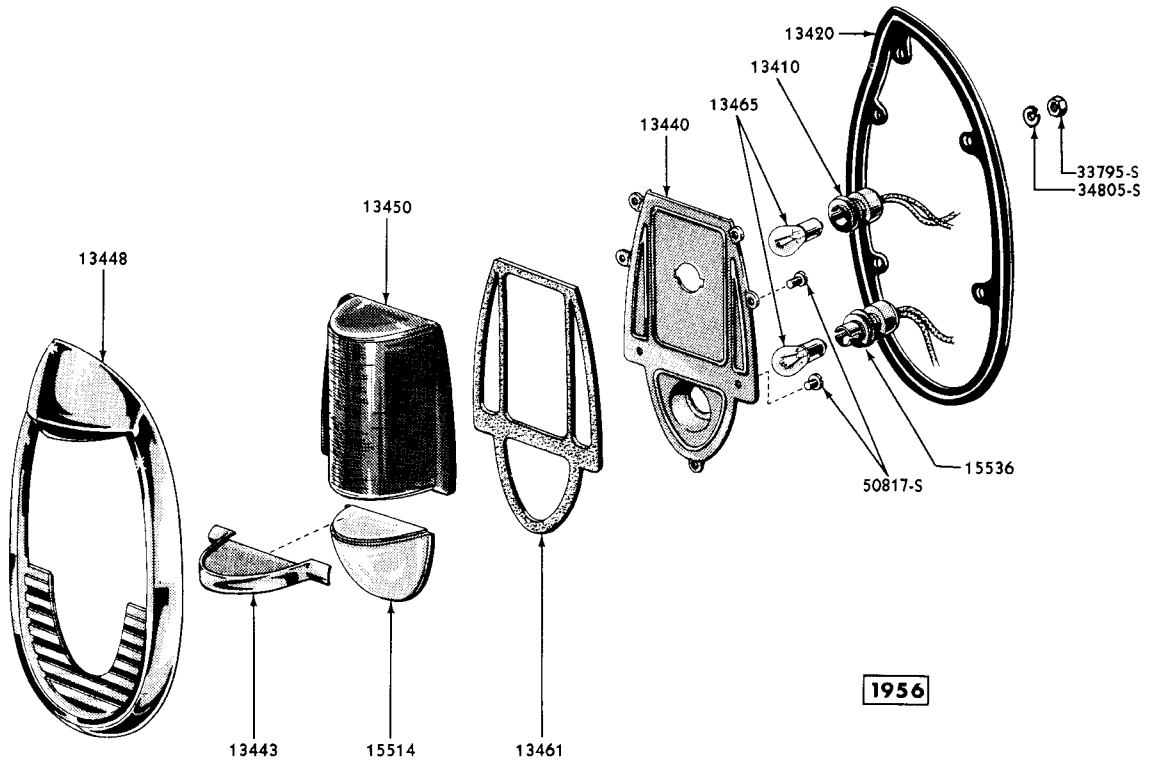
HEAD LAMP



RUNNING LAMP - QUARTER PANEL

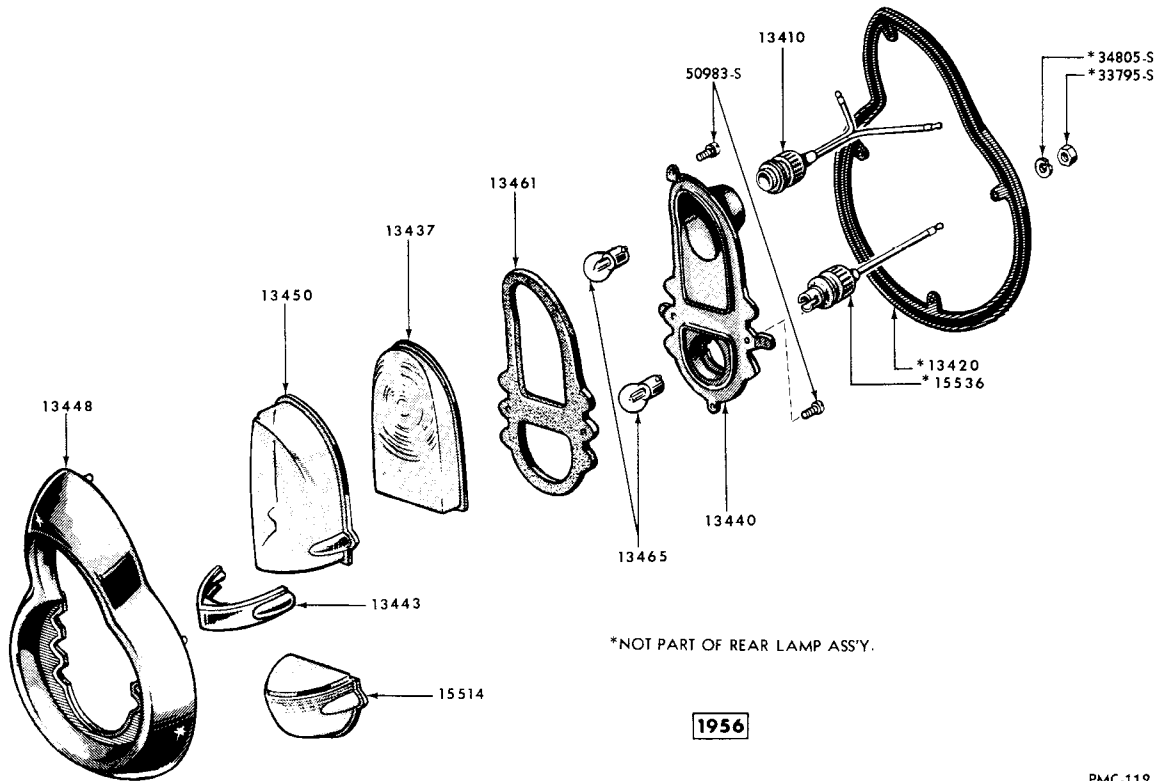


RUNNING LAMP - ROOF PANEL



PMC-111

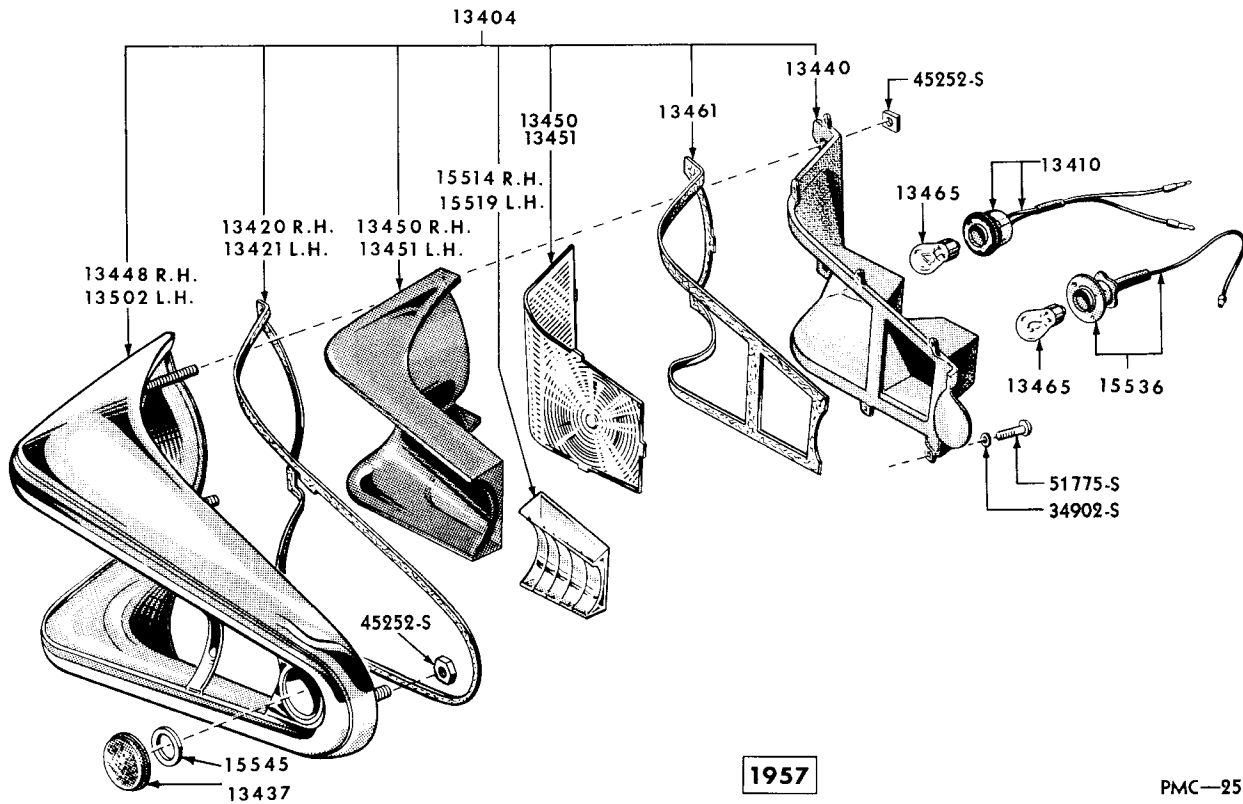
REAR LAMP, PASSENGER



*NOT PART OF REAR LAMP ASS'Y.

PMC-112

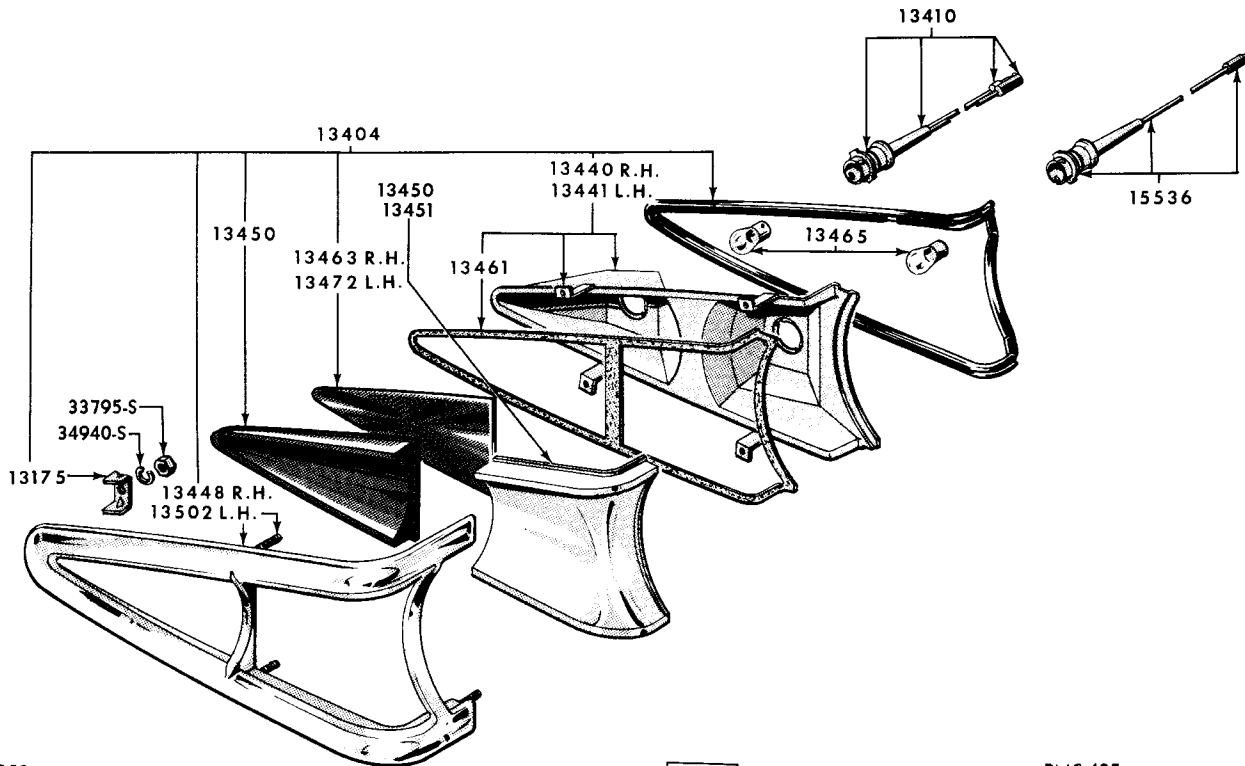
REAR LAMP, STATION WAGON



1957

PMC-252

REAR LAMP , EXCEPT TURNPIKE CRUISER



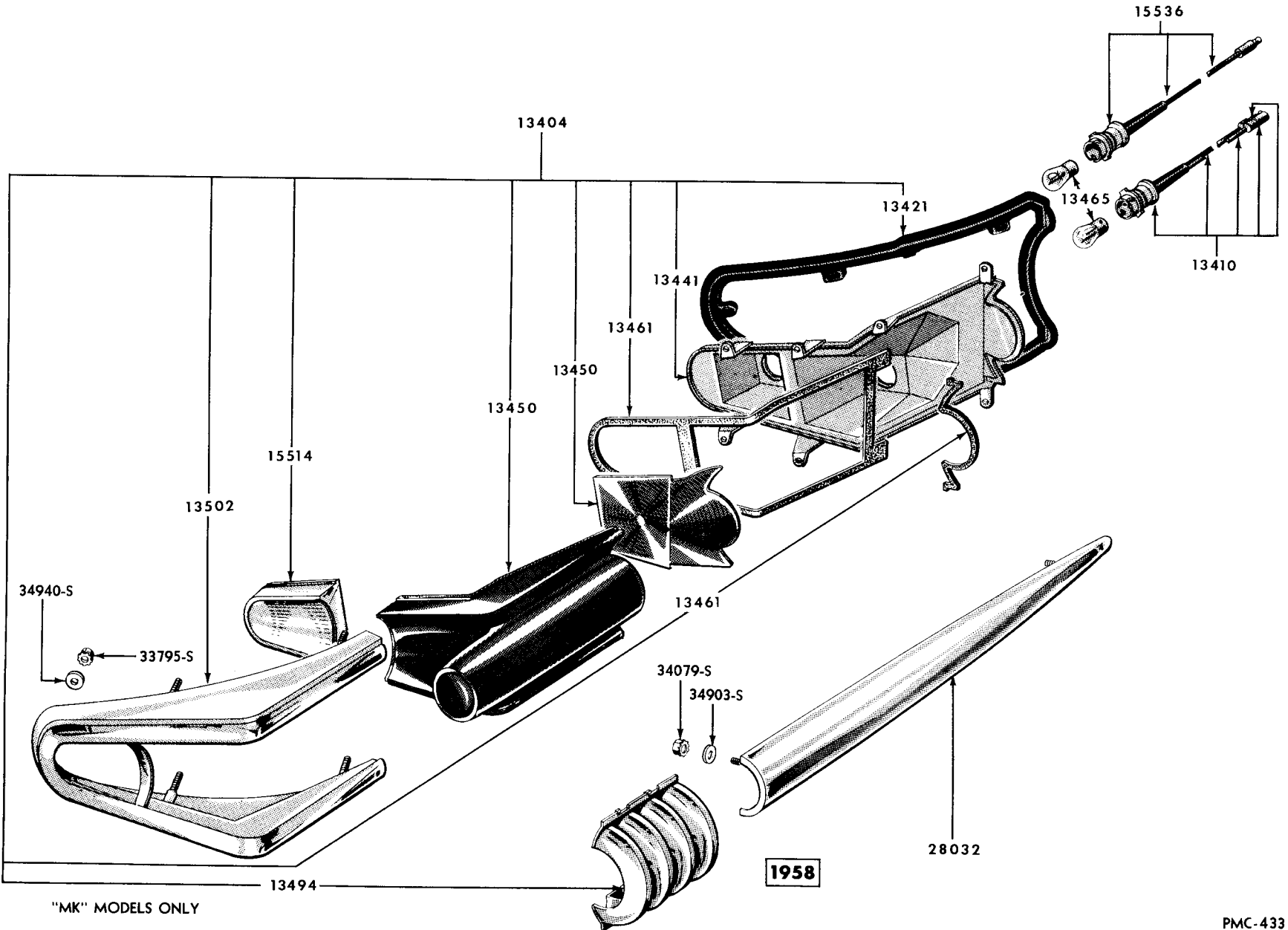
1958

PMC-435

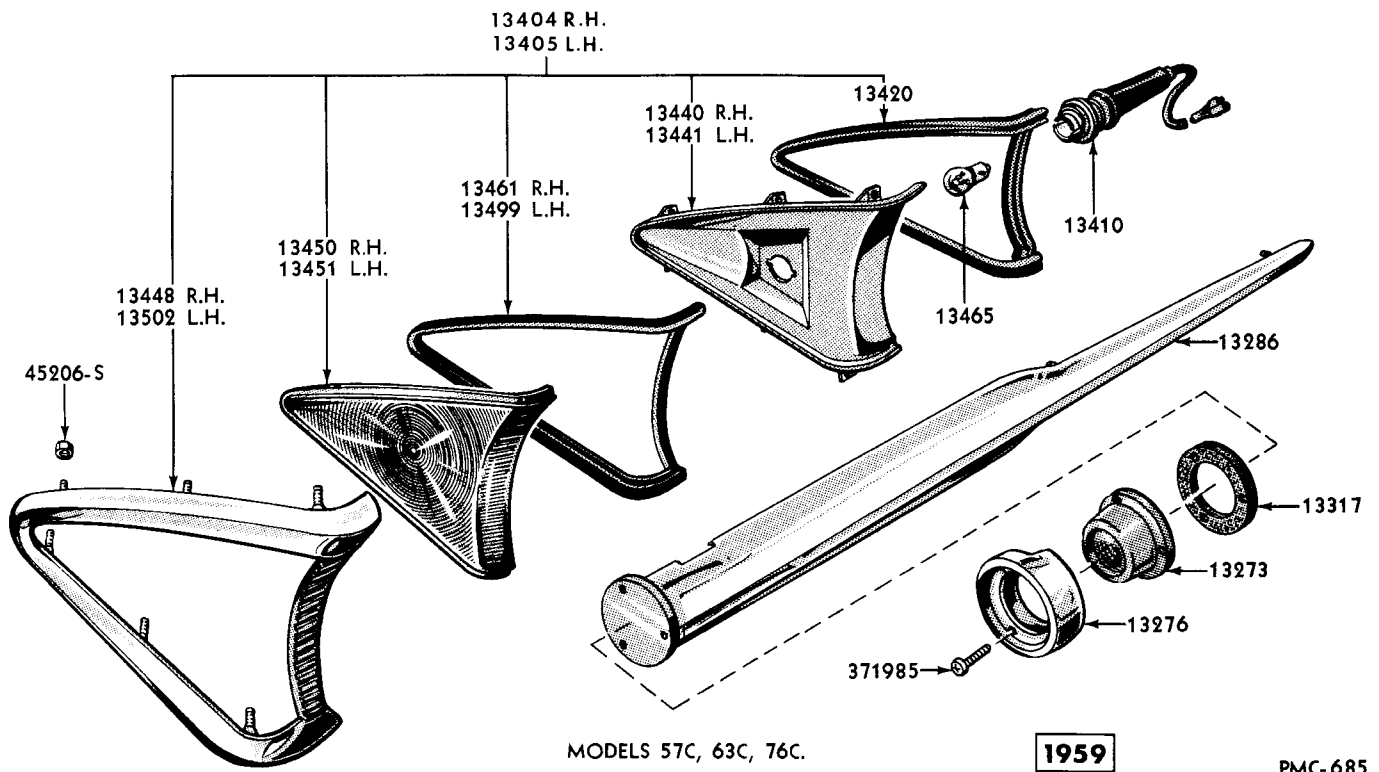
REAR LAMP, TURNPIKE CRUISER

"MH" MODELS ONLY

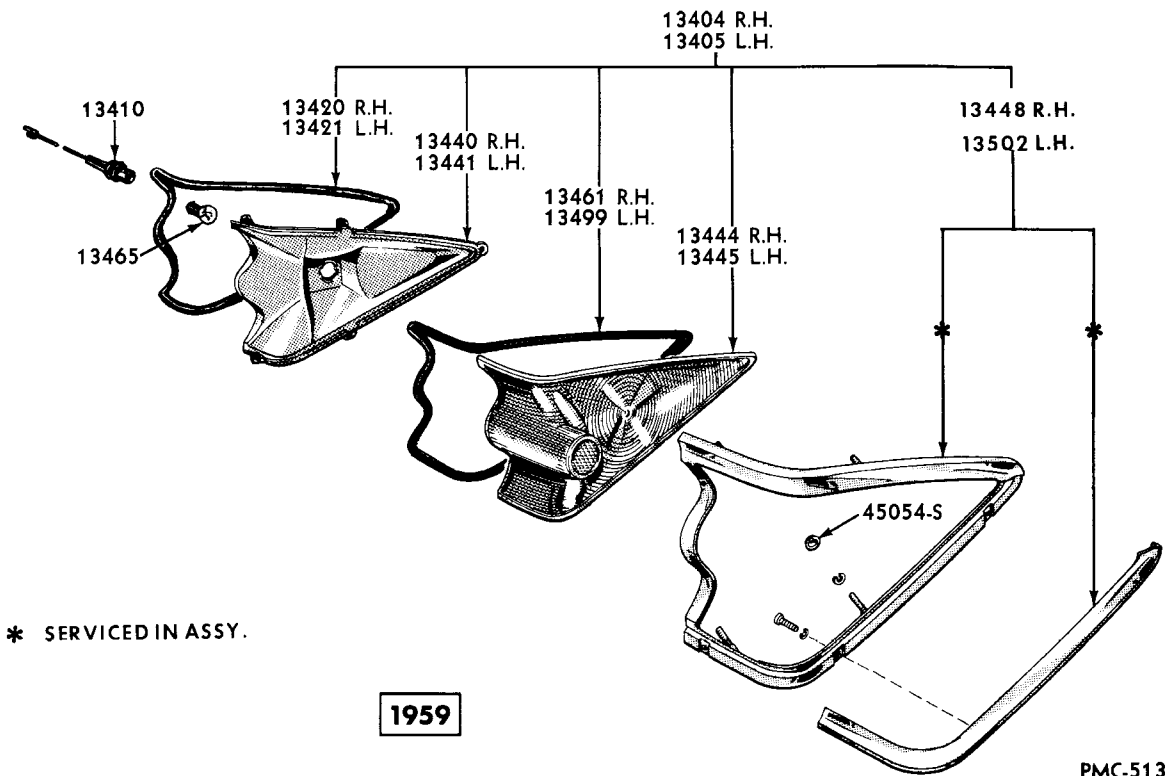
500



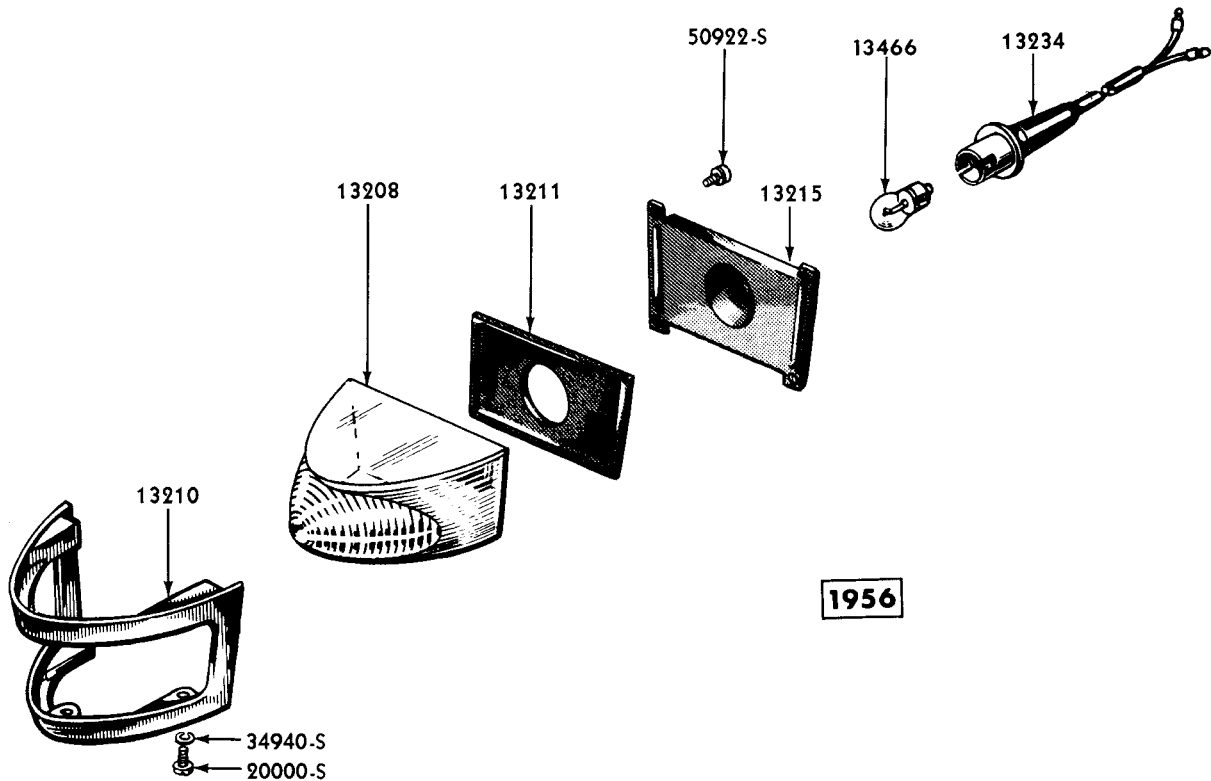
REAR LAMP, EXCEPT TURNPIKE CRUISER



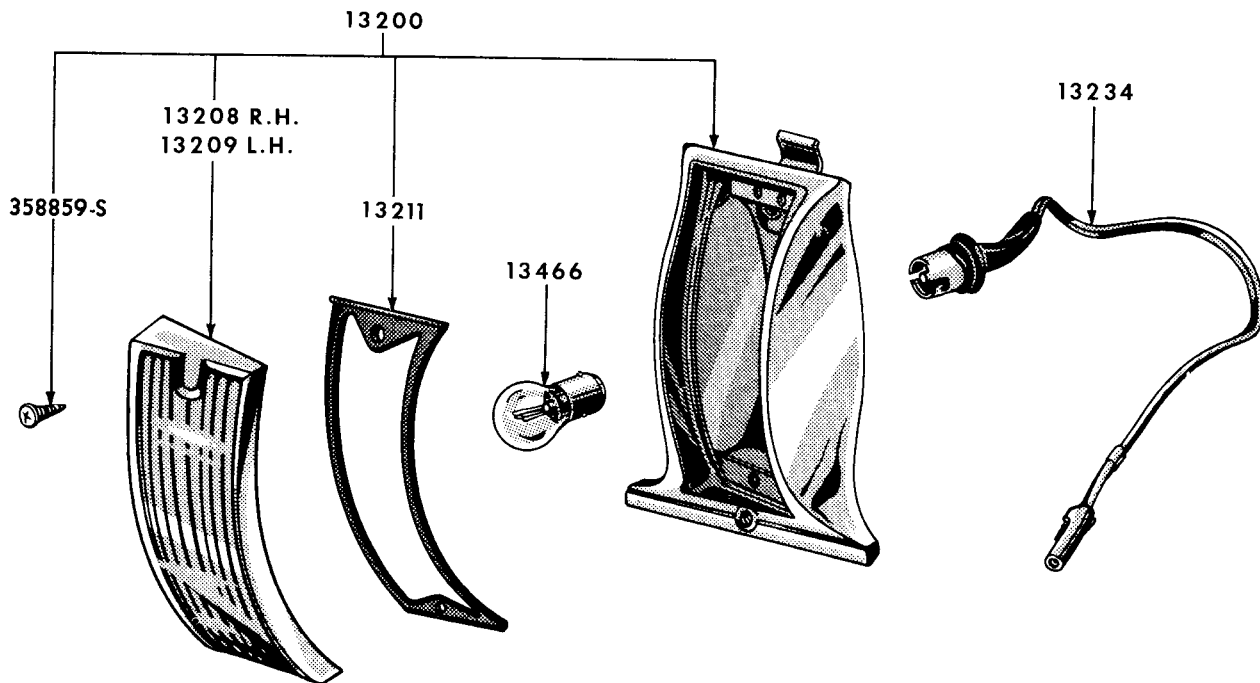
REAR LAMP, PARKLANE



REAR LAMP, EXCEPT PARKLANE

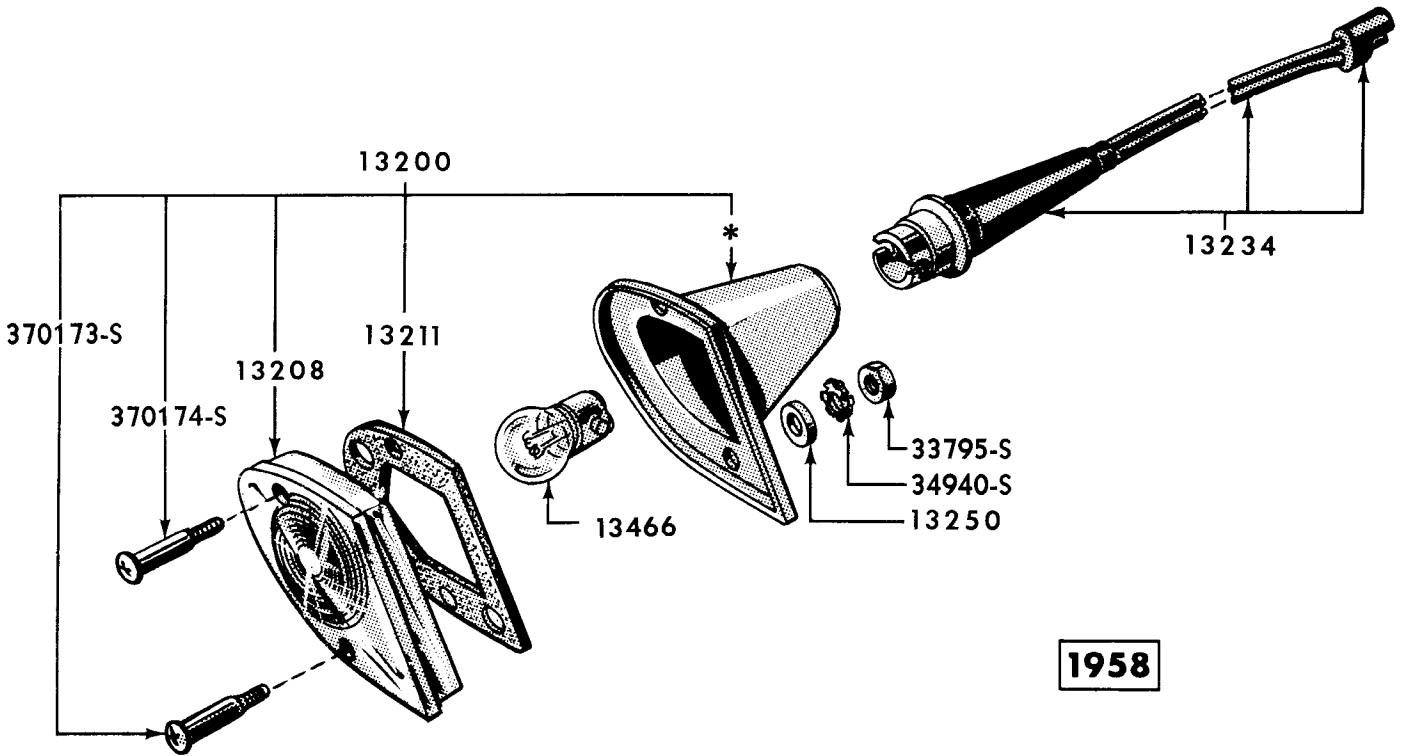


PMC-109



PMC-325

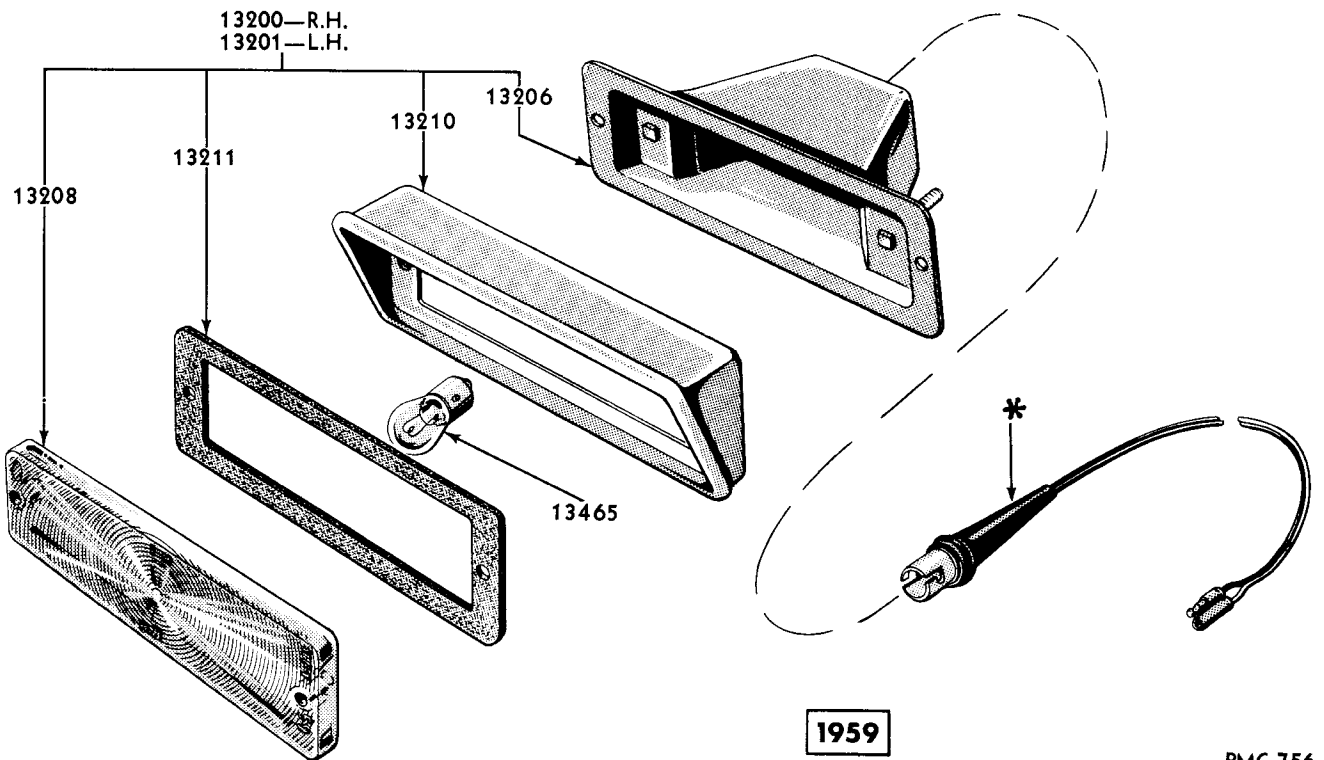
PARKING LAMP



1958

*SERVICED IN 13200 ASSY.

PMC-431

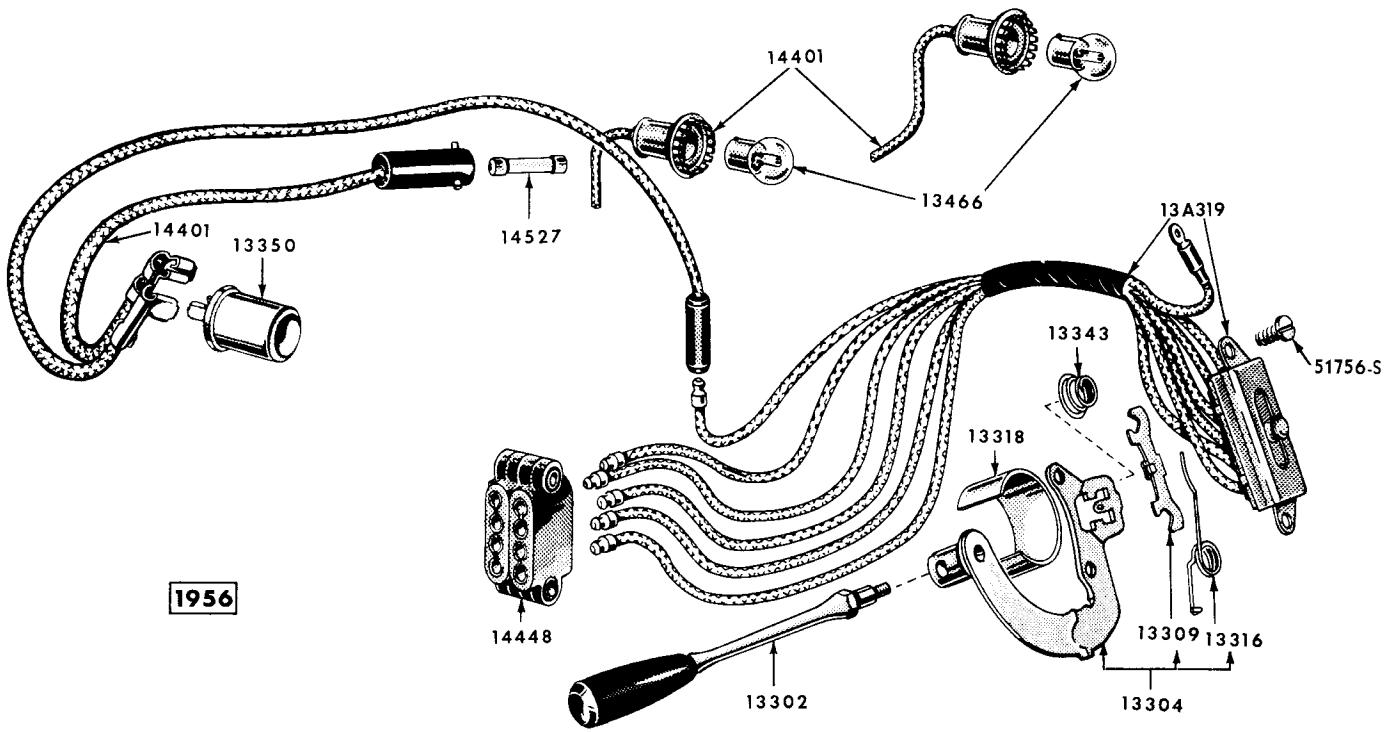


1959

* SERVICED IN 13206 ASSY.

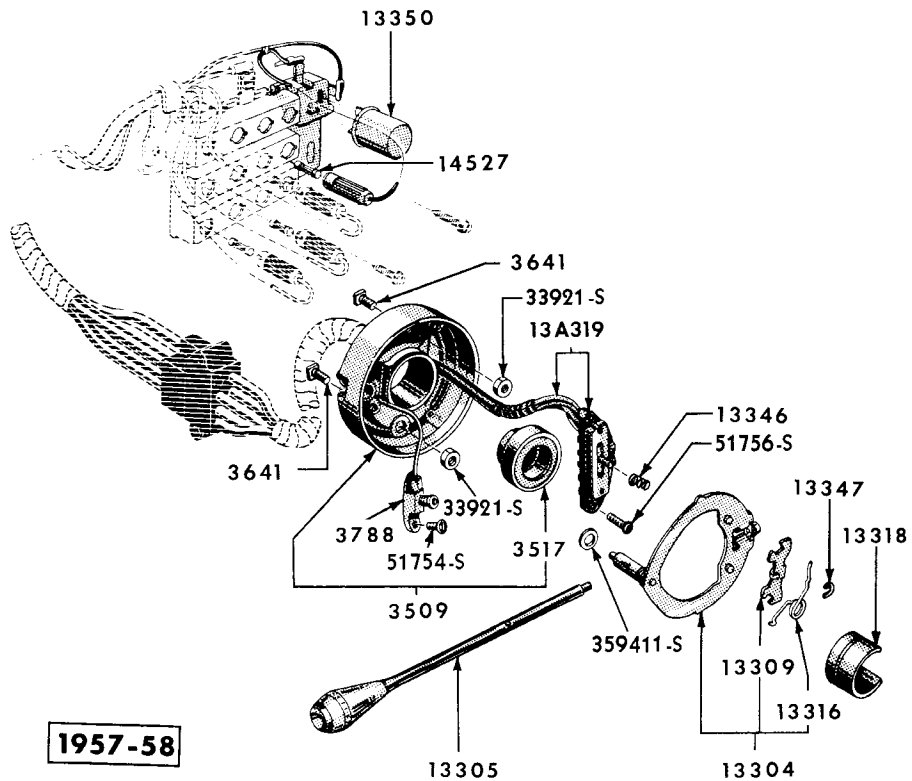
PMC-756

PARKING LAMP



1956

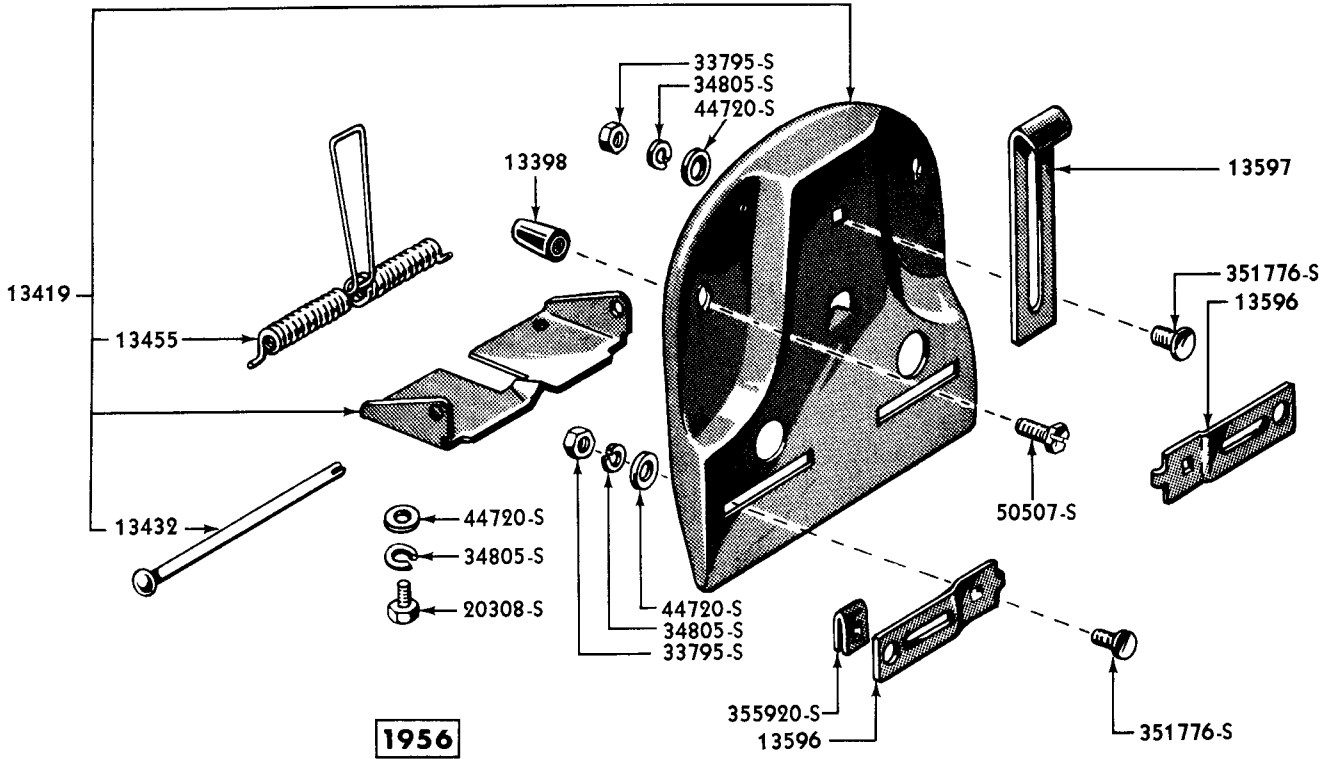
PMC-110



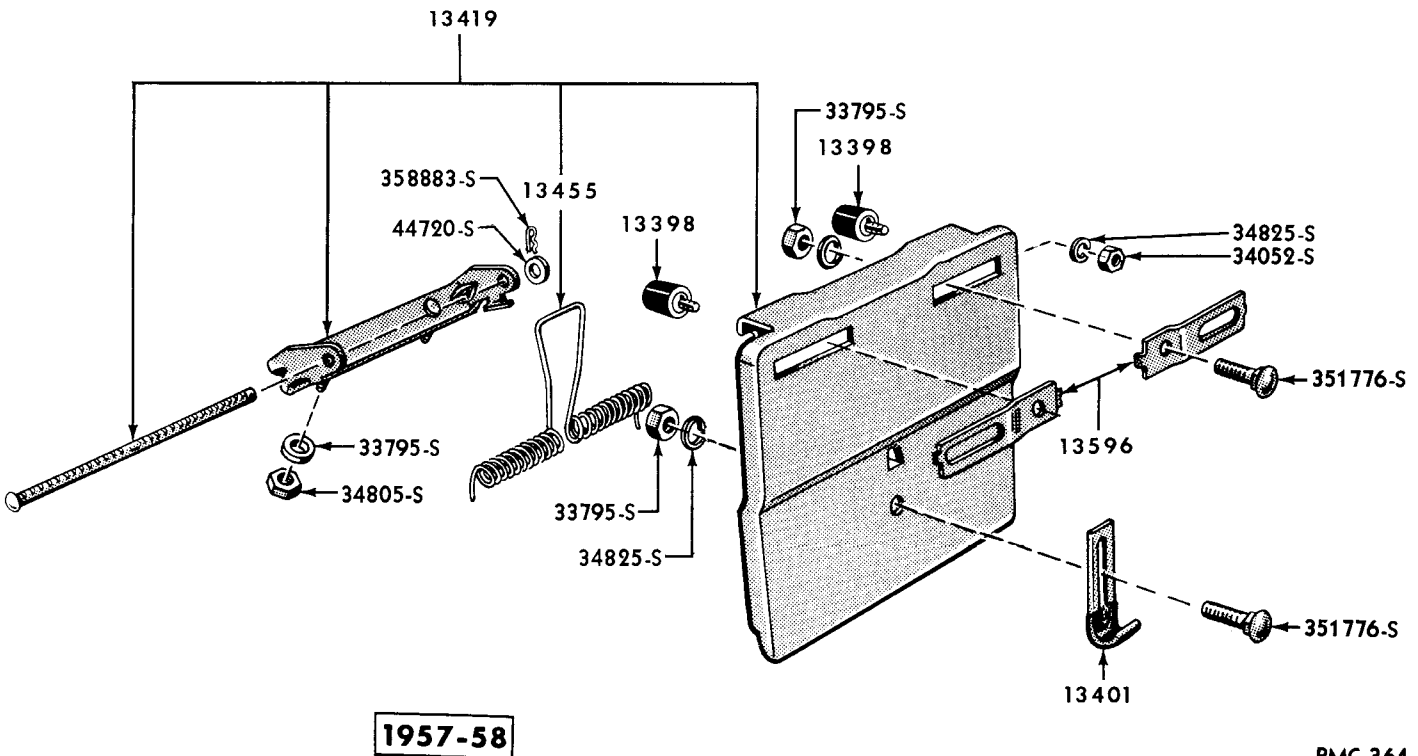
1957-58

PMC-324

DIRECTIONAL TURN SIGNAL

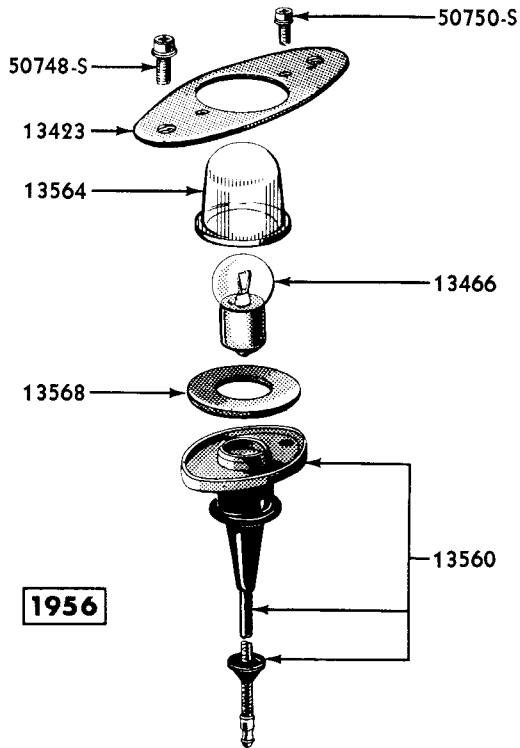


PMC-122



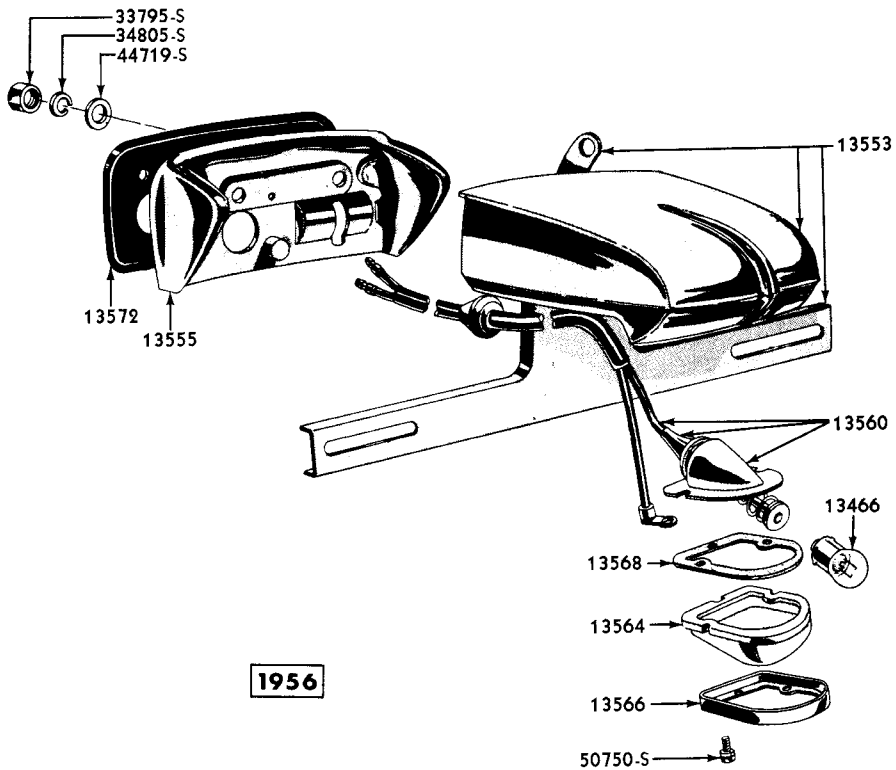
PMC-364

REAR LICENSE PLATE SUPPORT



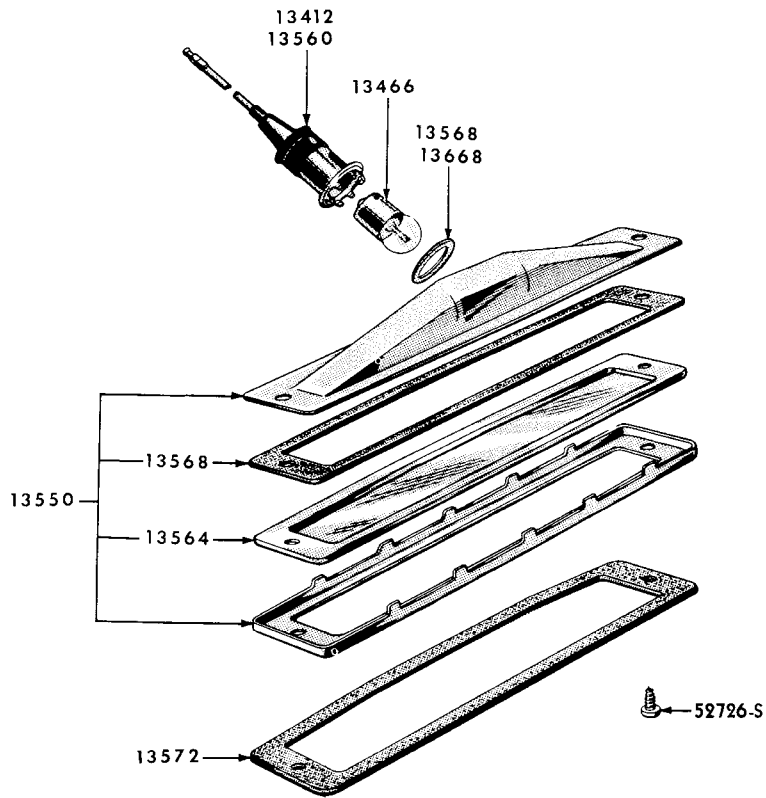
PMC-113

REAR LICENSE PLATE LAMP, PASSENGER



PMC-114

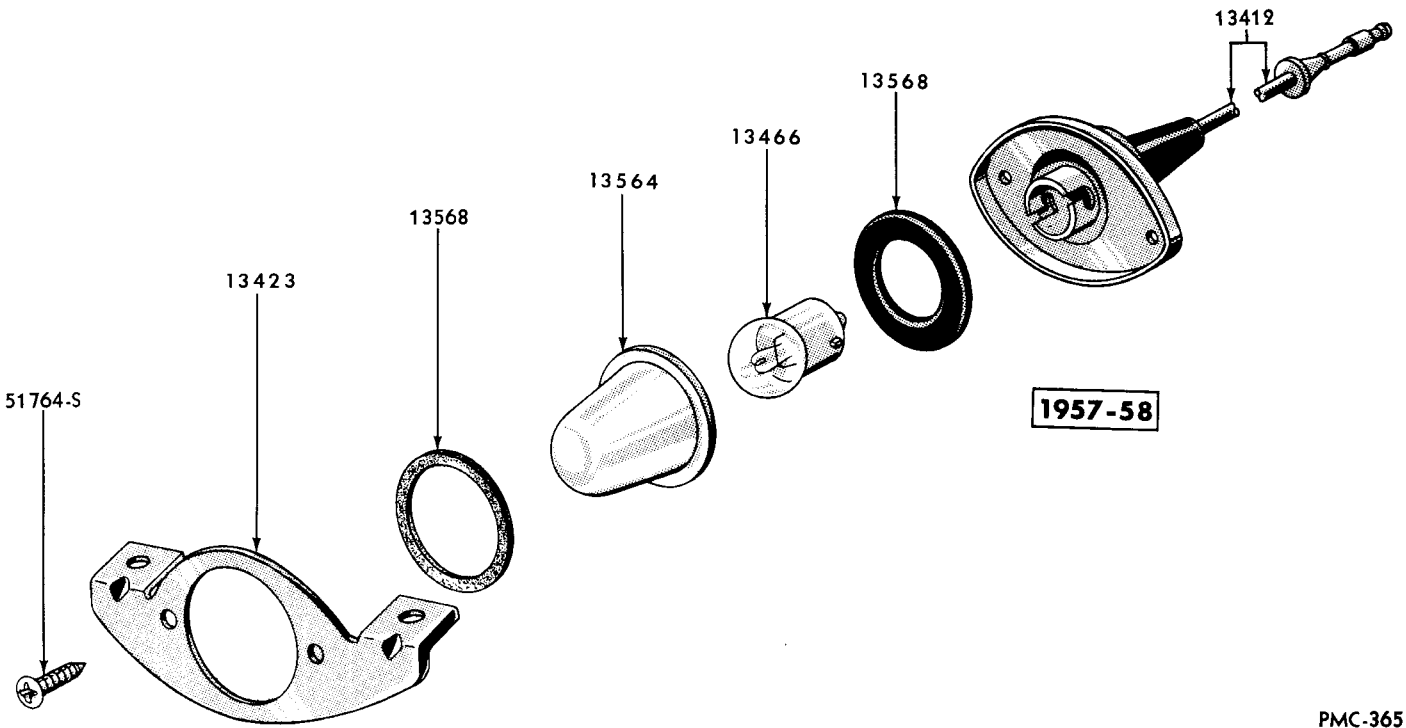
REAR LICENSE PLATE LAMP, STATION WAGON



1957-58

PMC-319

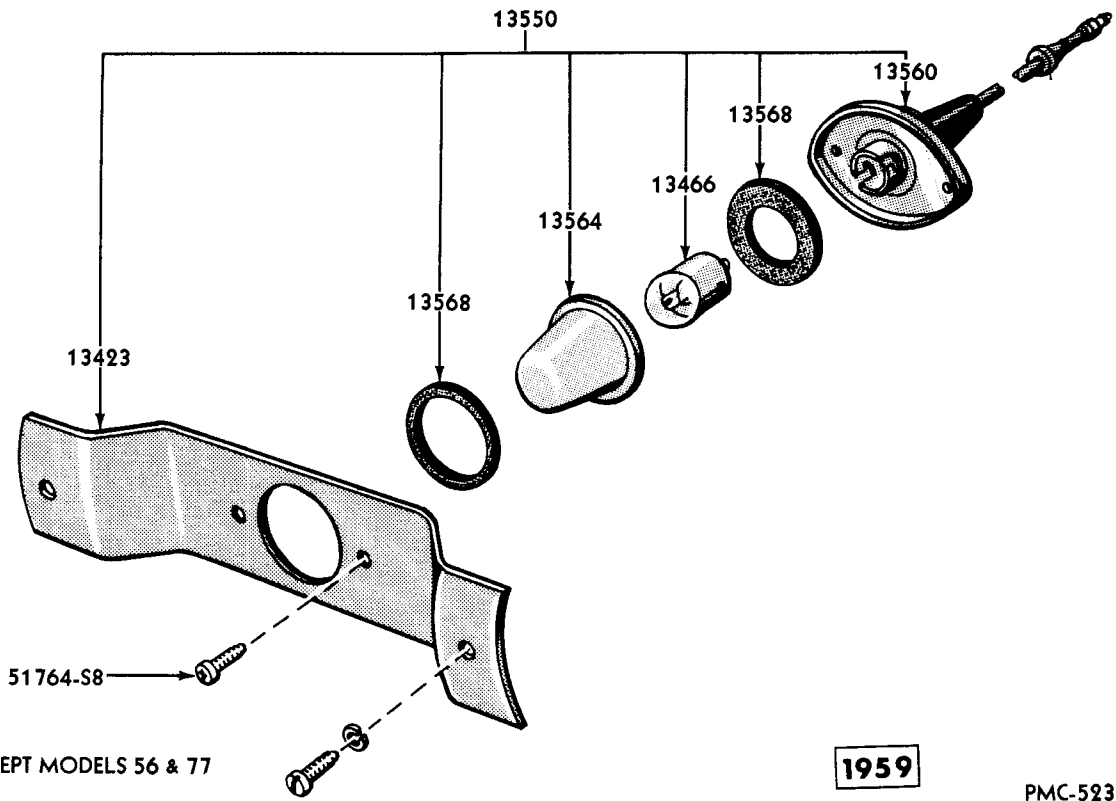
REAR LICENSE PLATE LAMP, PASSENGER



1957-58

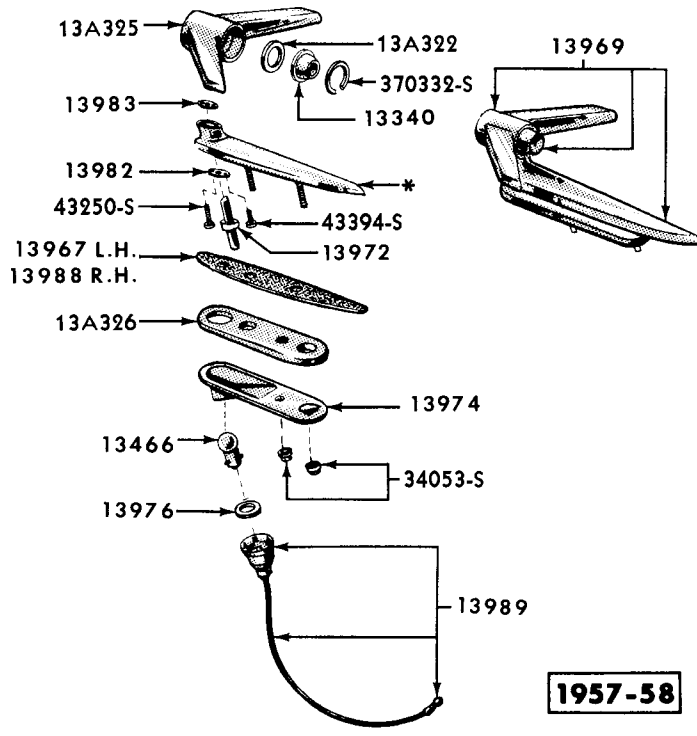
PMC-365

REAR LICENSE PLATE LAMP, STATION WAGON



PMC-523

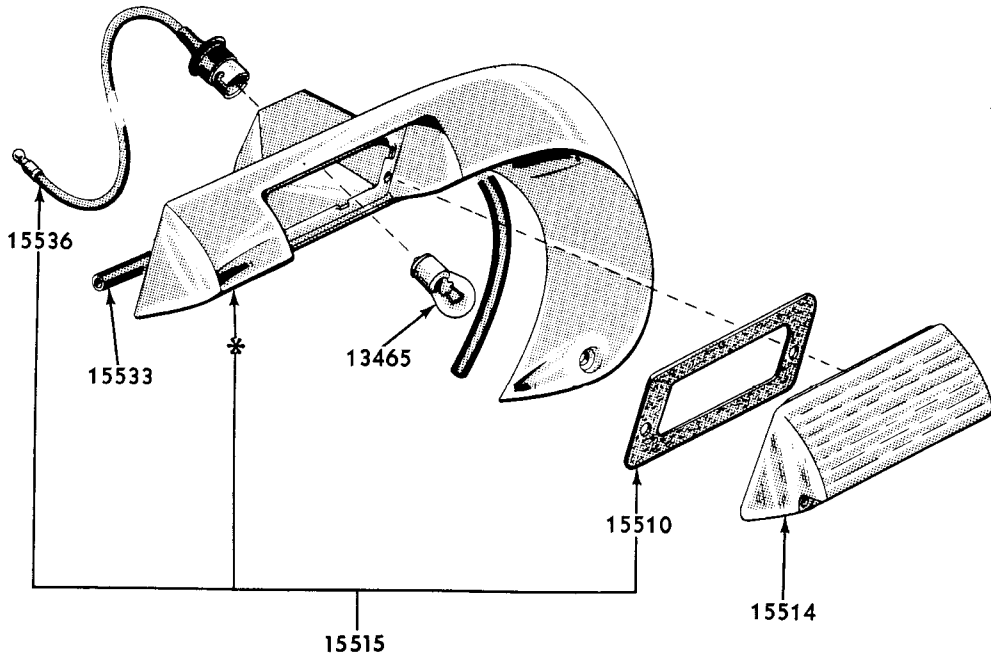
REAR LICENSE PLATE LAMP



*SERVICED IN 13969 ASSY

PMC-430

DIRECTIONAL TURN SIGNAL INDICATOR, TURNPIKE CRUISER

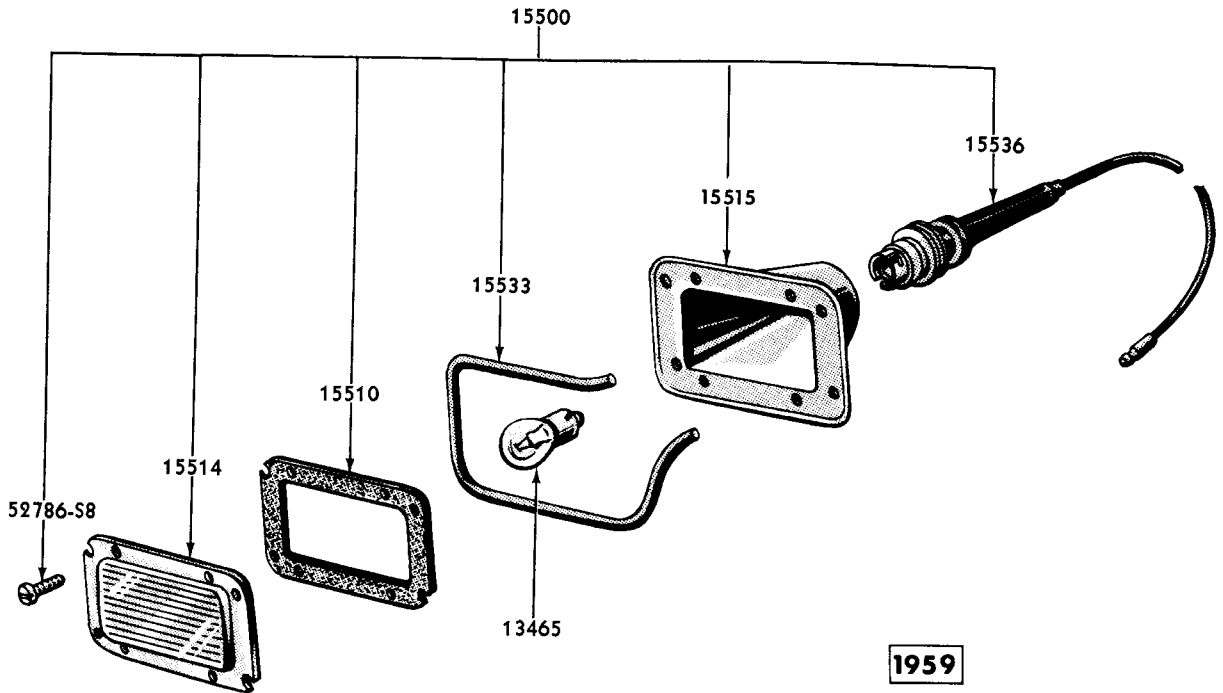


* NS—SERVICED IN ASS'Y.

1959

PMC-627

BACK-UP LAMP, STATION WAGON

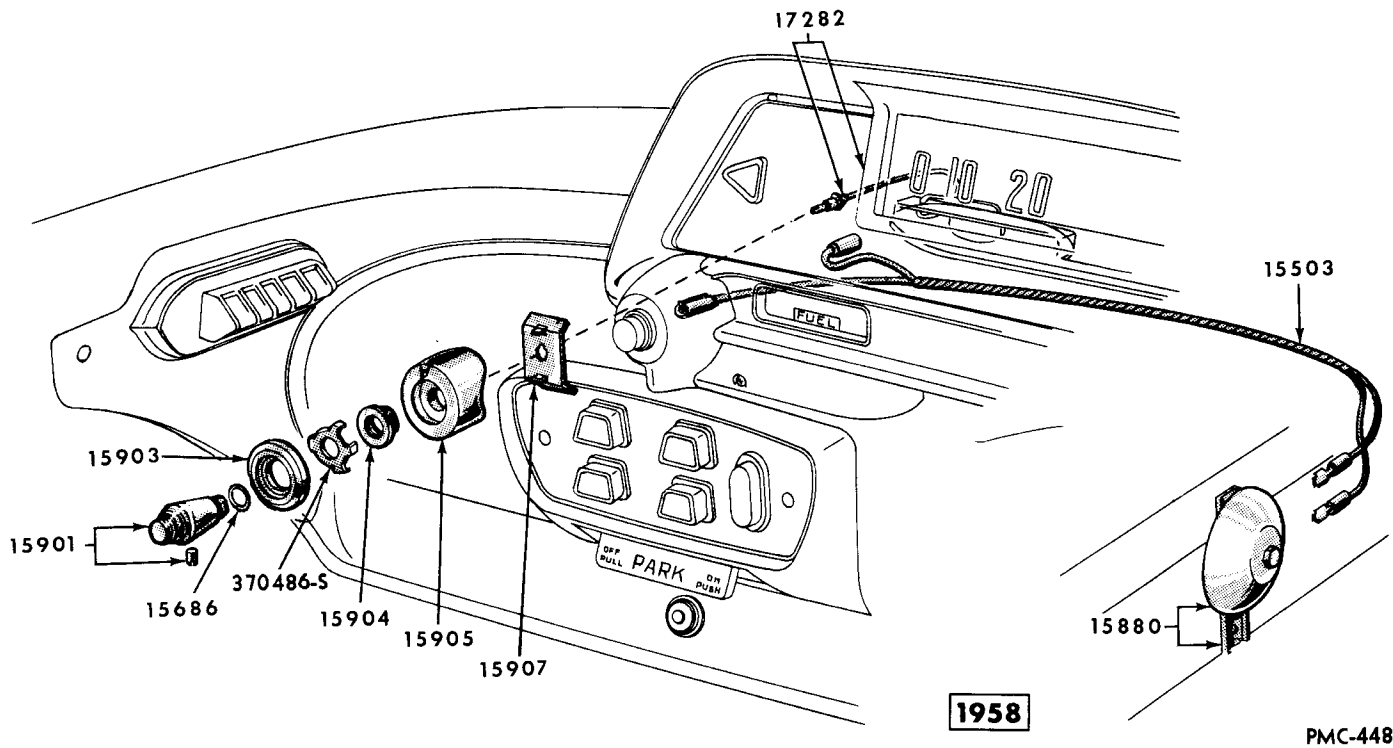


EXCEPT 56,77

1959

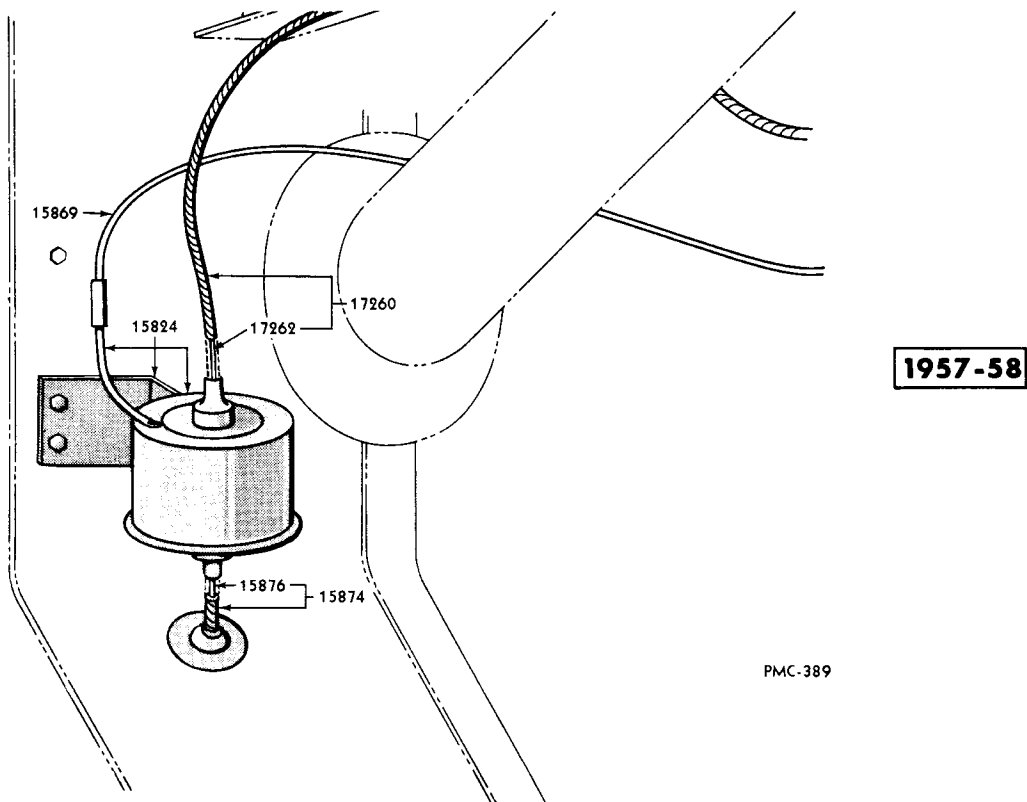
PMC-539

BACK-UP LAMP, PASSENGER



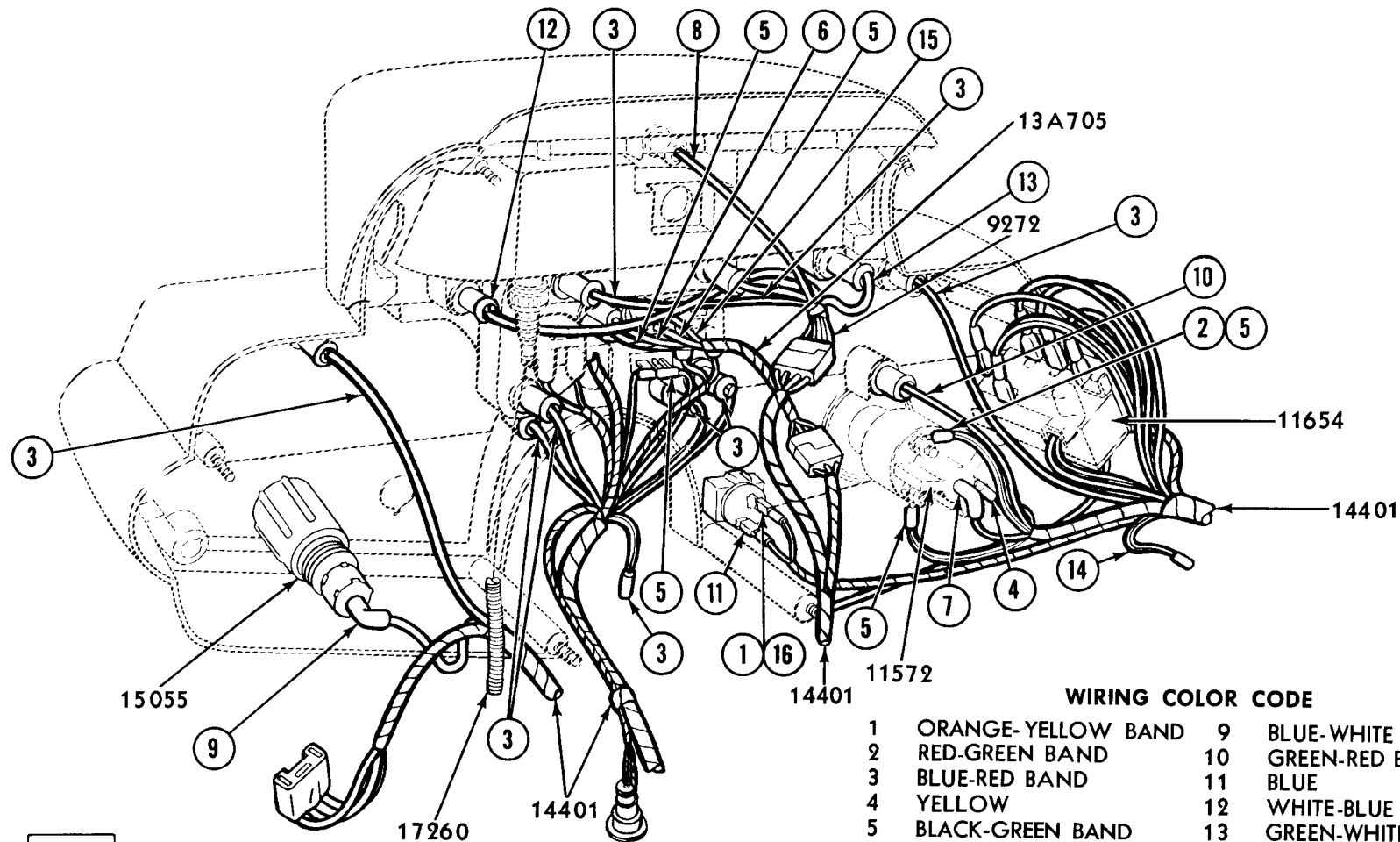
PMC-448

SPEED WARNING CONTROL



PMC-389

SWITCH - REVERSE and PARK INHIBITOR



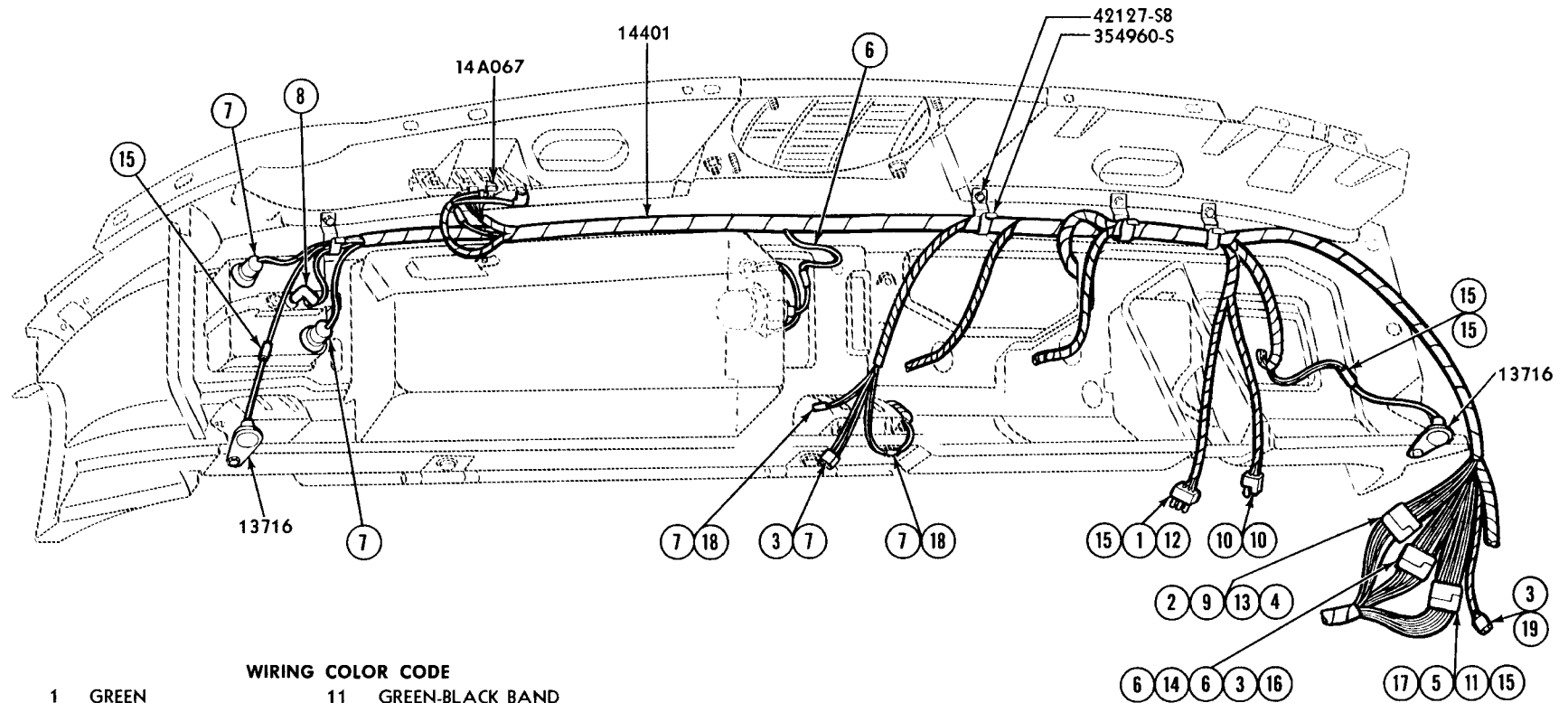
1959

WIRING COLOR CODE

- | | | | |
|---|--------------------|----|-------------------|
| 1 | ORANGE-YELLOW BAND | 9 | BLUE-WHITE BAND |
| 2 | RED-GREEN BAND | 10 | GREEN-RED BAND |
| 3 | BLUE-RED BAND | 11 | BLUE |
| 4 | YELLOW | 12 | WHITE-BLUE BAND |
| 5 | BLACK-GREEN BAND | 13 | GREEN-WHITE BAND |
| 6 | WHITE-RED BAND | 14 | BLACK-BLUE BAND |
| 7 | RED-BLUE BAND | 15 | YELLOW-BLACK BAND |
| 8 | GREEN-BLACK BAND | 16 | BLACK-RED BAND |

PMC-739

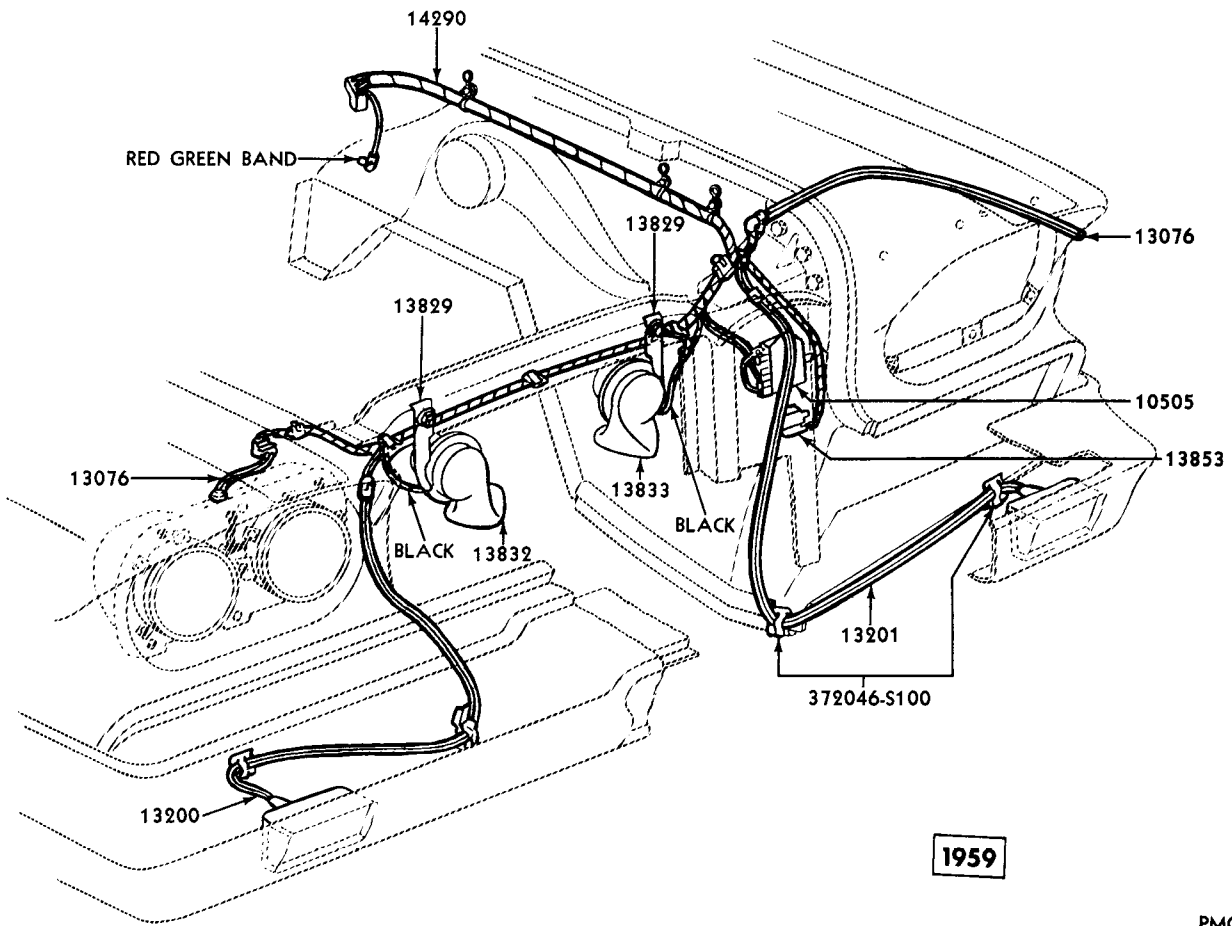
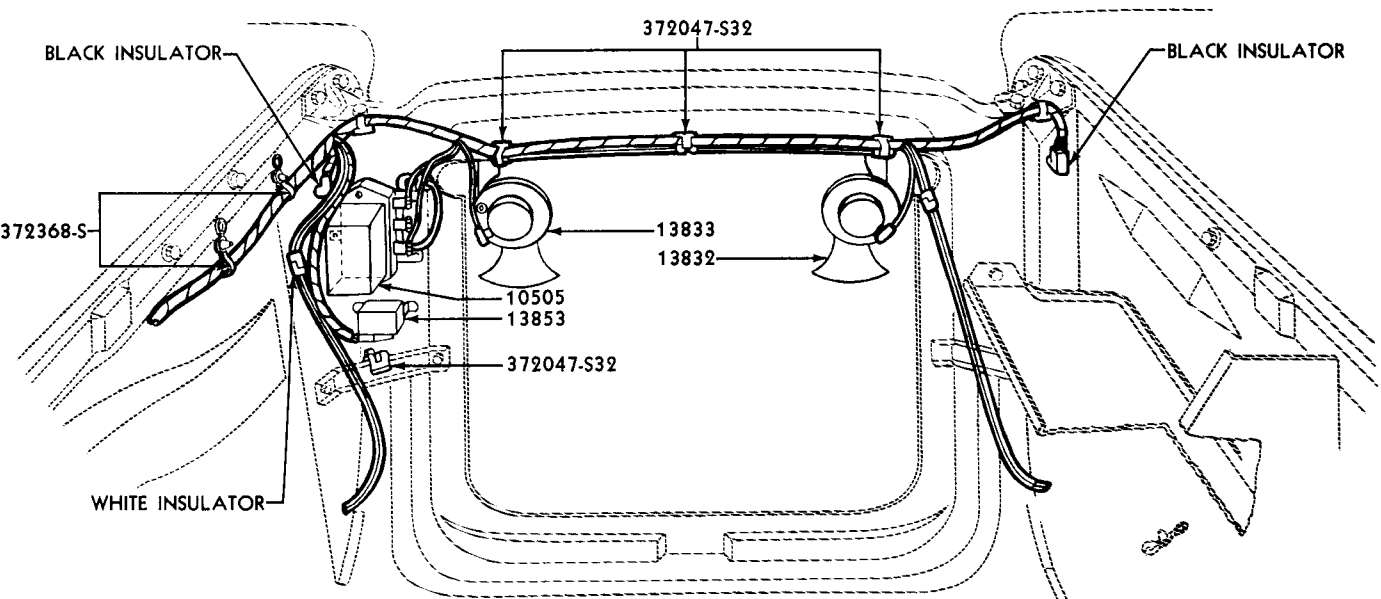
INSTRUMENT CLUSTER WIRING



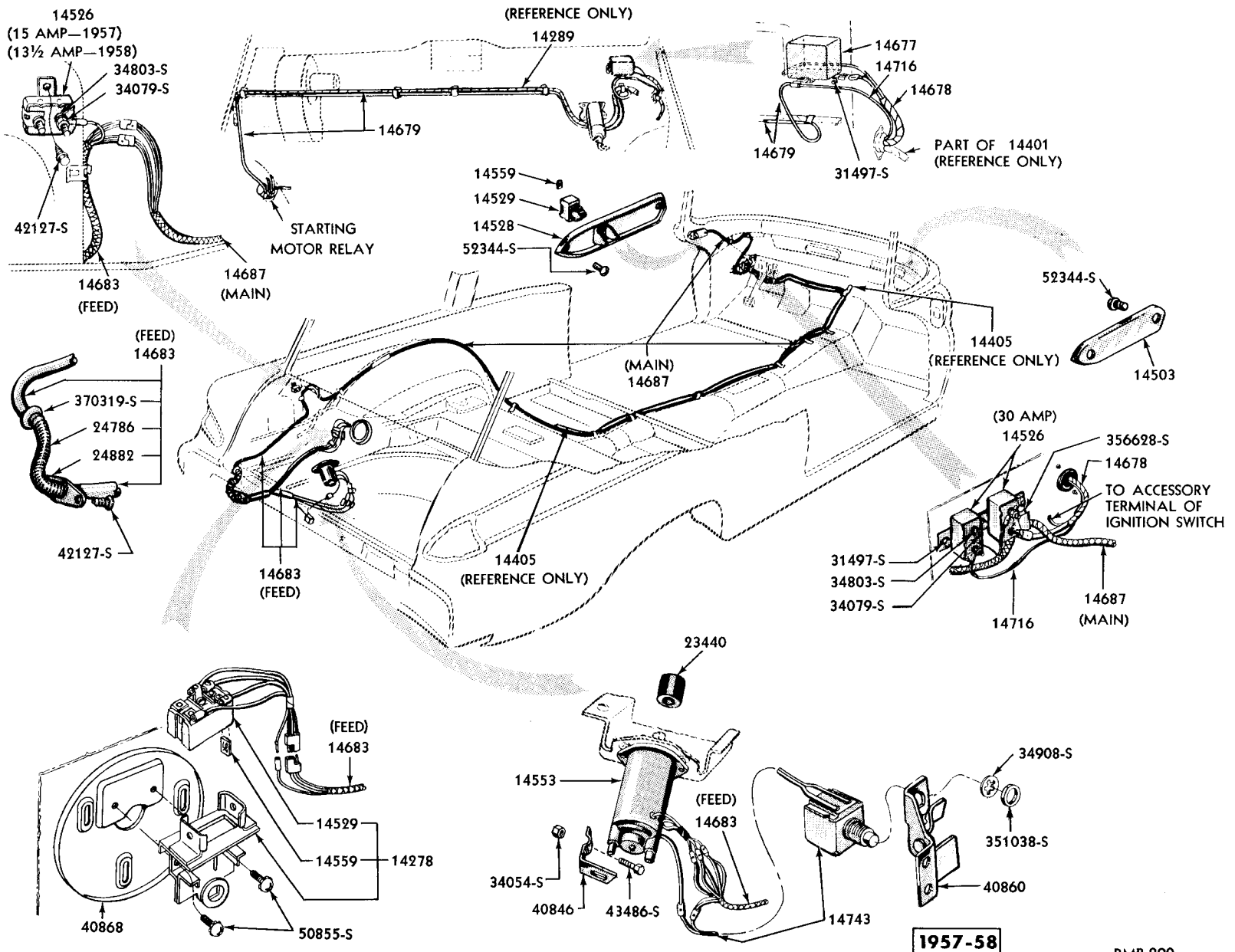
WIRING COLOR CODE

1 GREEN	11 GREEN-BLACK BAND
2 BLACK-YELLOW BAND	12 BLUE
3 BLACK	13 WHITE-BLUE BAND
4 RED-YELLOW BAND	14 GREEN-WHITE BAND
5 RED-GREEN BAND	15 BLACK-BLUE BAND
6 GREEN-YELLOW BAND	16 YELLOW-BLACK BAND
7 BLUE-RED BAND	17 BLACK-RED BAND
8 BLUE-BLACK BAND	18 BLACK-WHITE BAND
9 YELLOW	19 RED
10 RED-BLUE BAND	

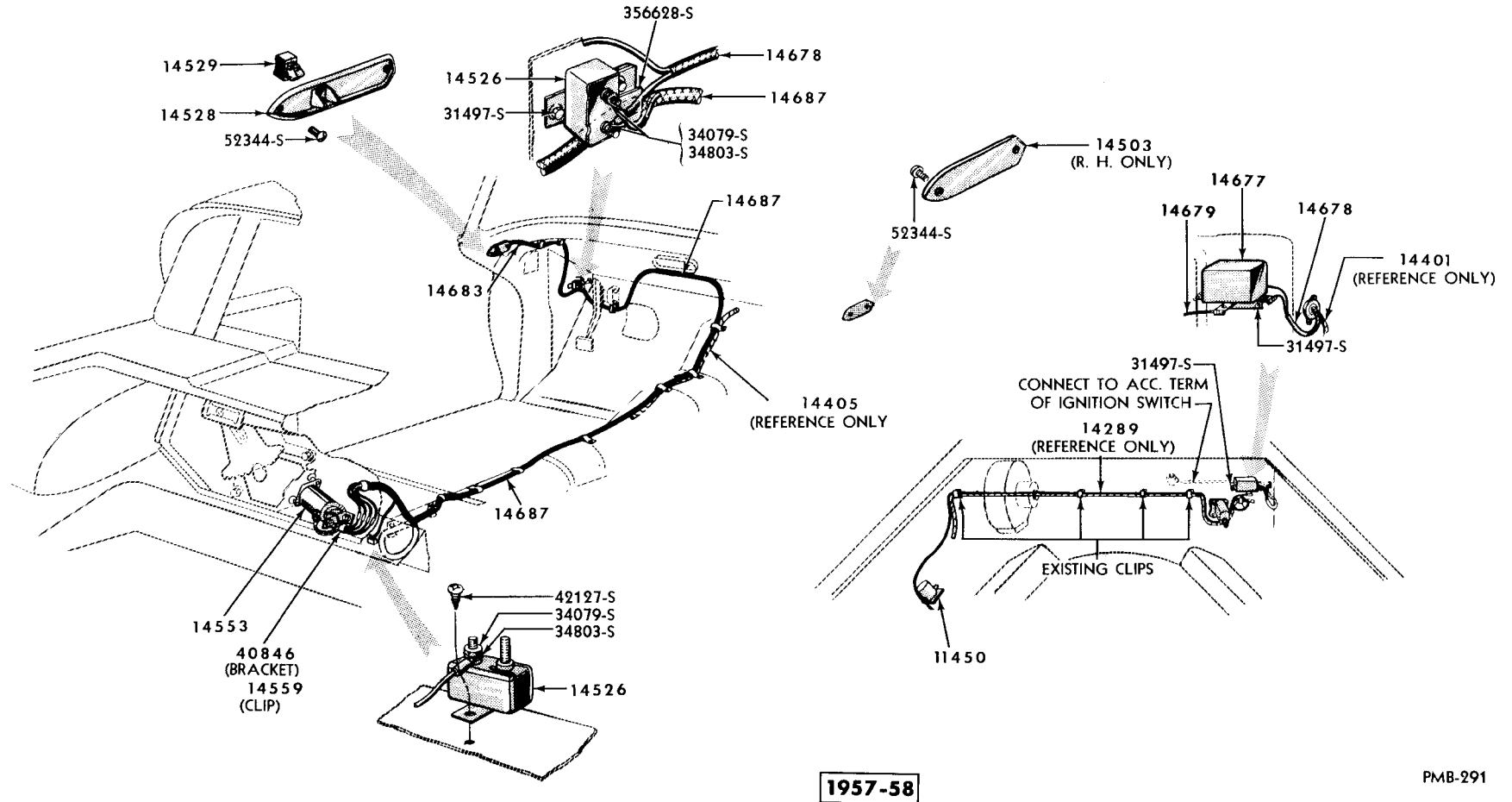
1959



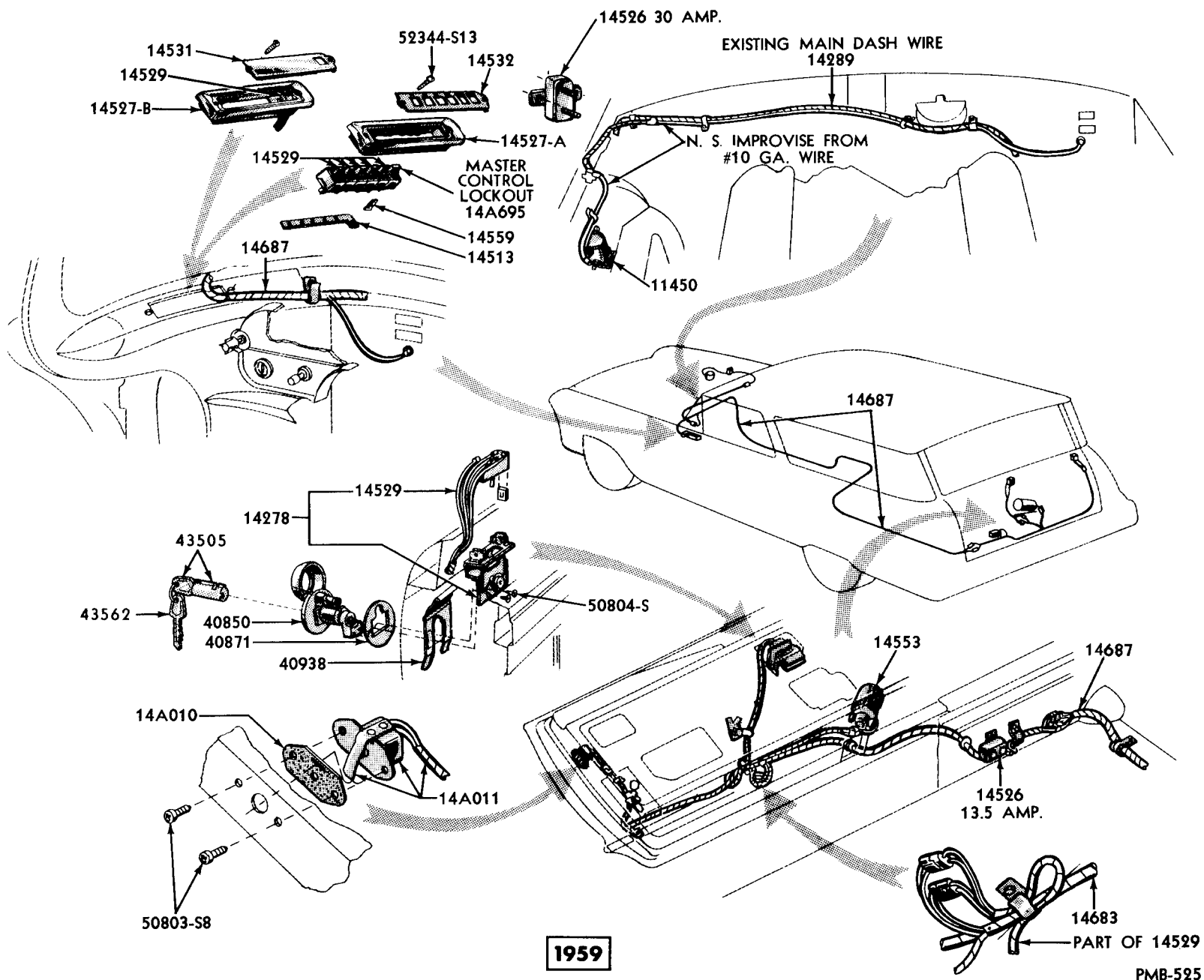
HEADLAMP & HORN WIRING



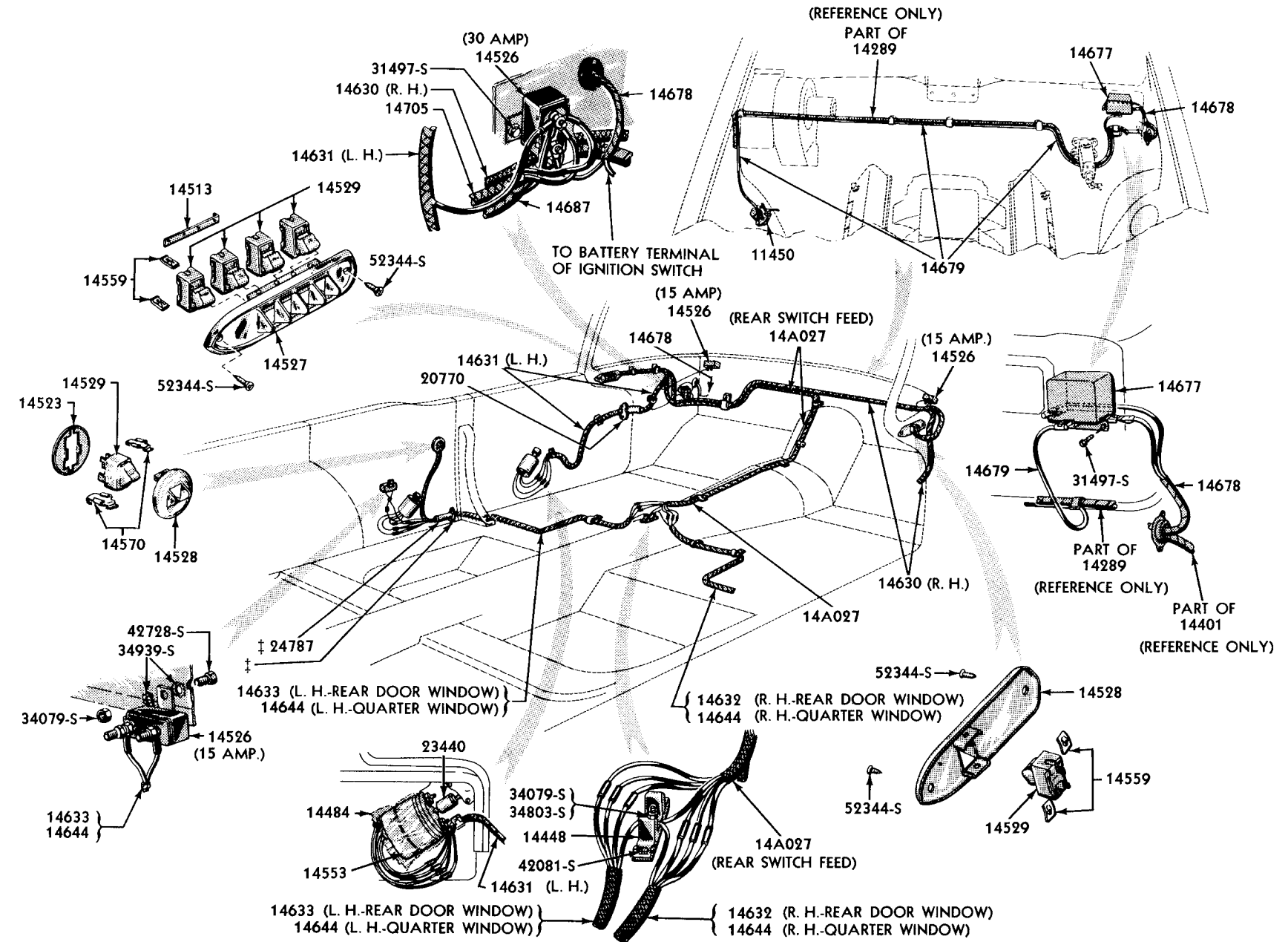
BACK WINDOW ELECTRICAL - STATION WAGON



BACK WINDOW ELECTRICAL - PASSENGER



BACK WINDOW-ELECTRICAL, STATION WAGON



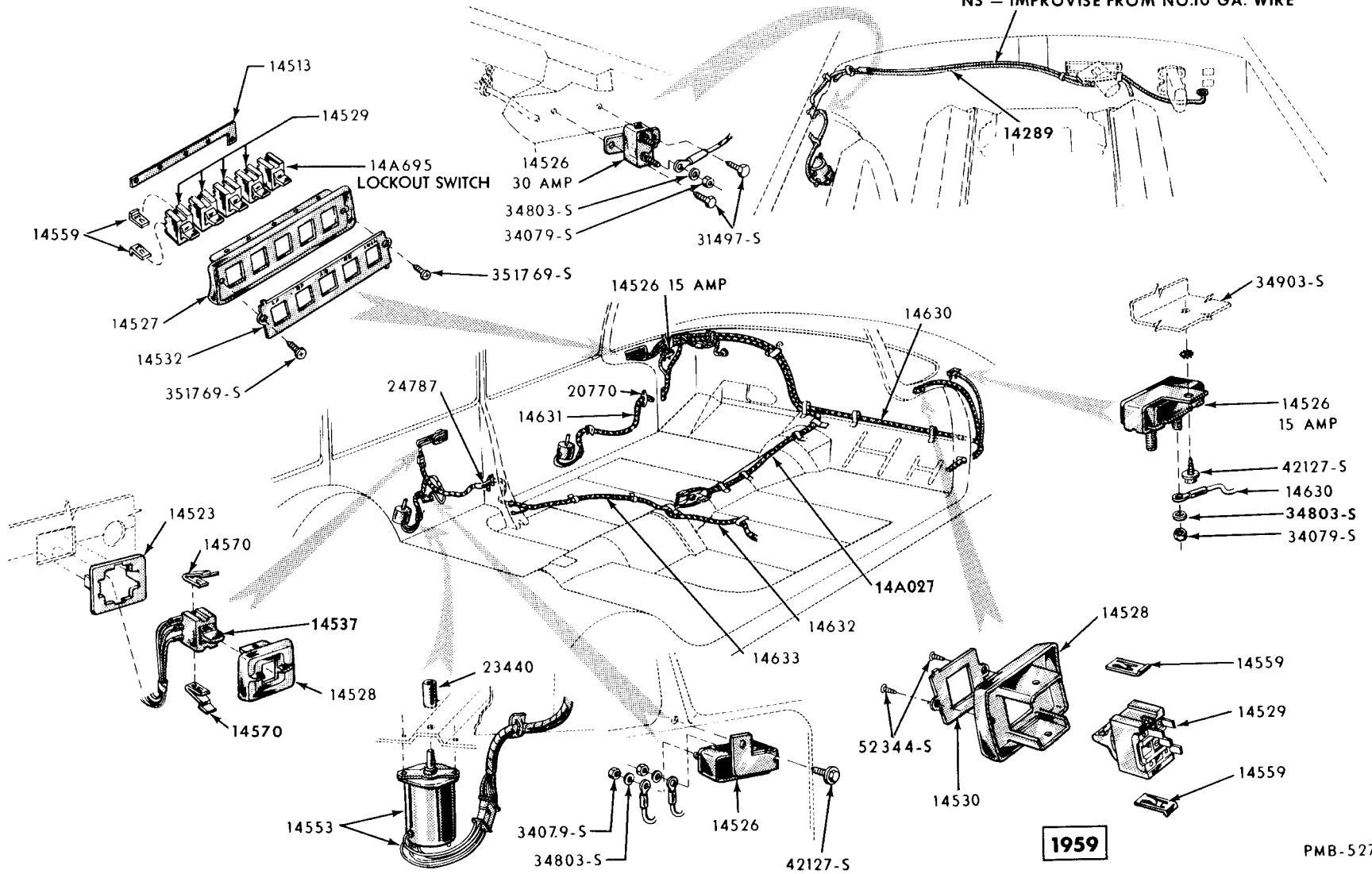
‡ USED ON MODELS 57-58-75-77 ONLY

1957-58

PMB-293

DOOR and QUARTER WINDOW-ELECTRICAL

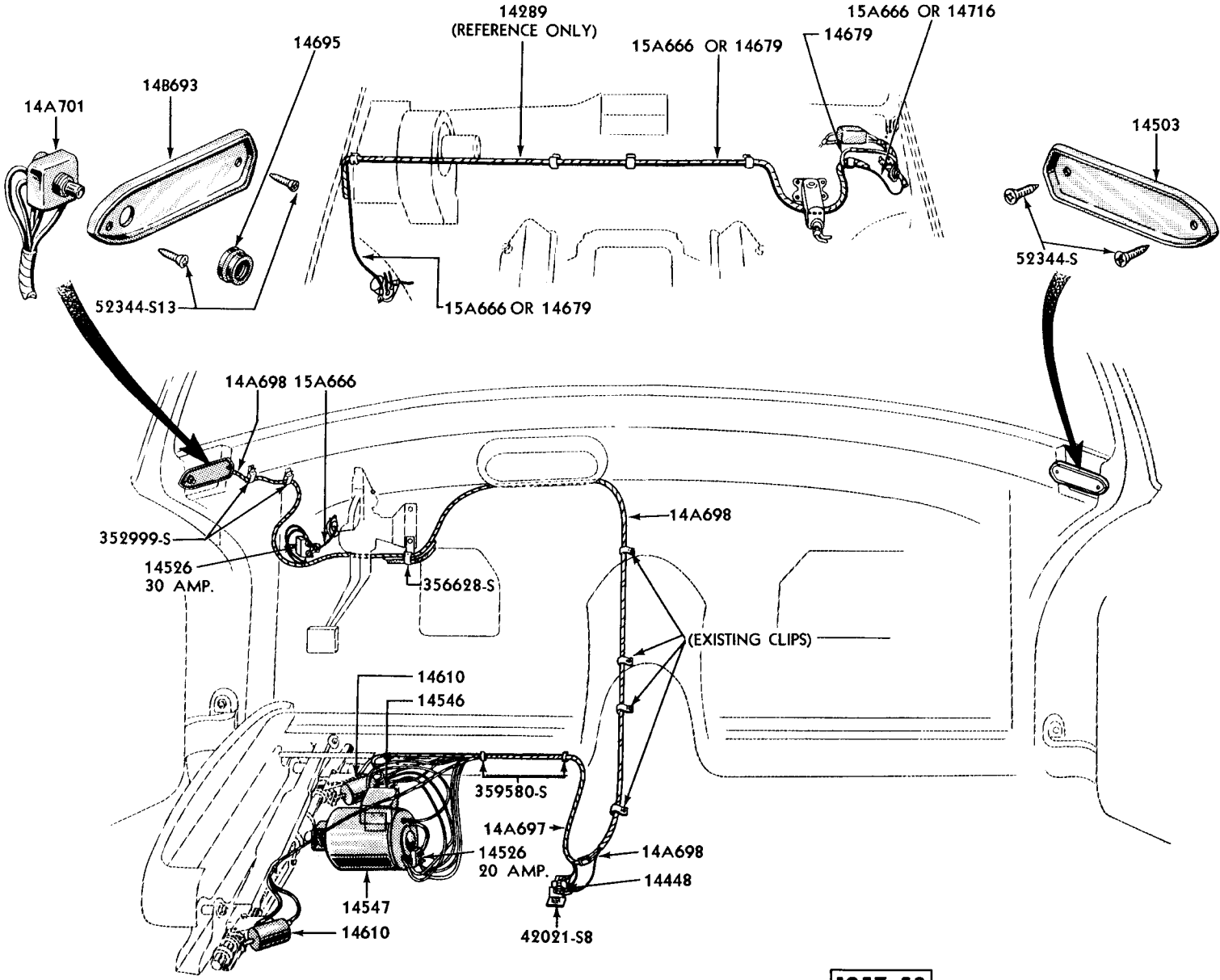
NS — IMPROVISE FROM NO.10 GA. WIRE



DOOR & QUARTER WINDOW-ELECTRICAL

1959

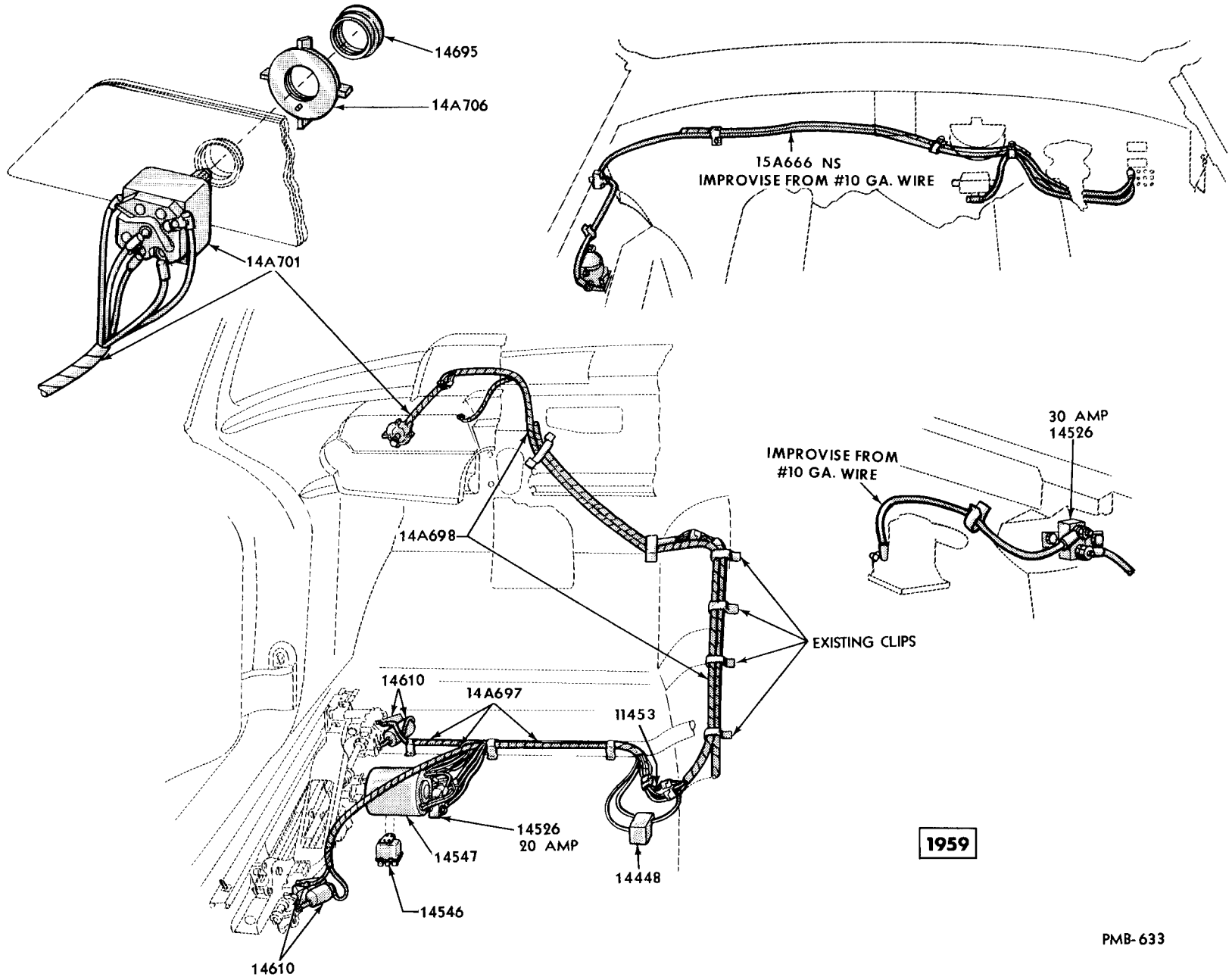
PMB-527



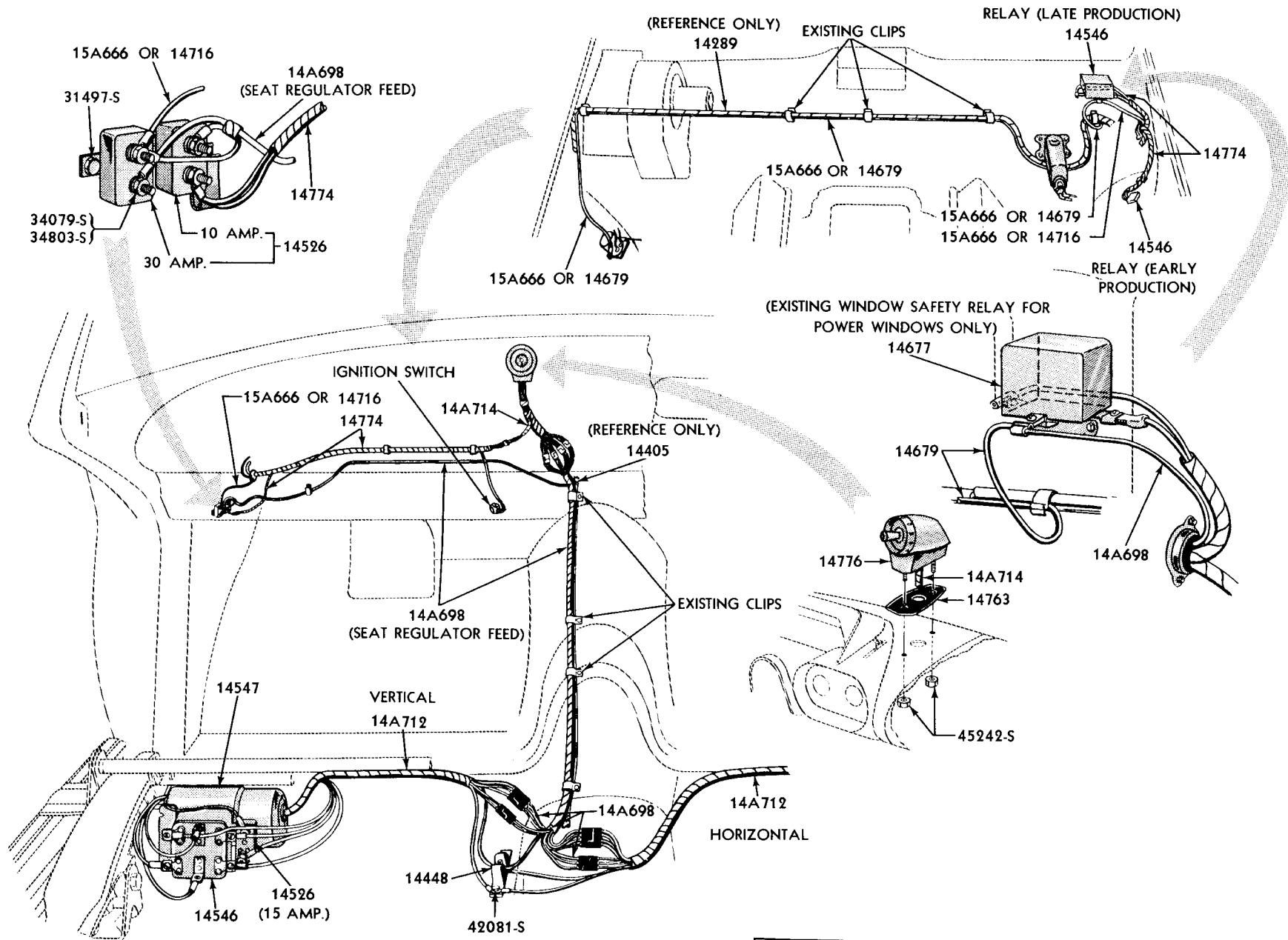
1957-58

PMB-309

POWER SEAT ELECTRICAL - 4 WAY

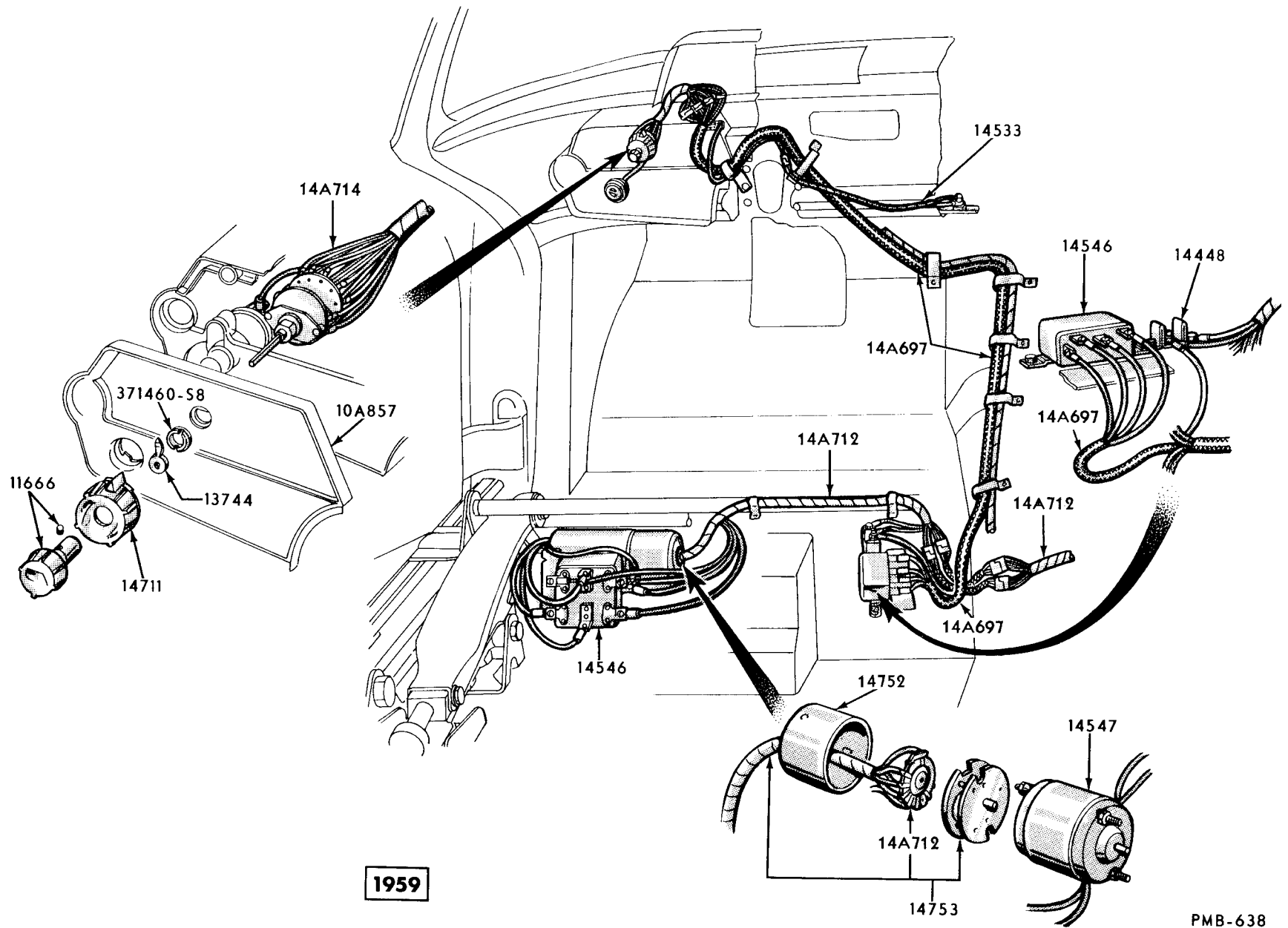


POWER SEAT ELECTRICAL - 4 WAY



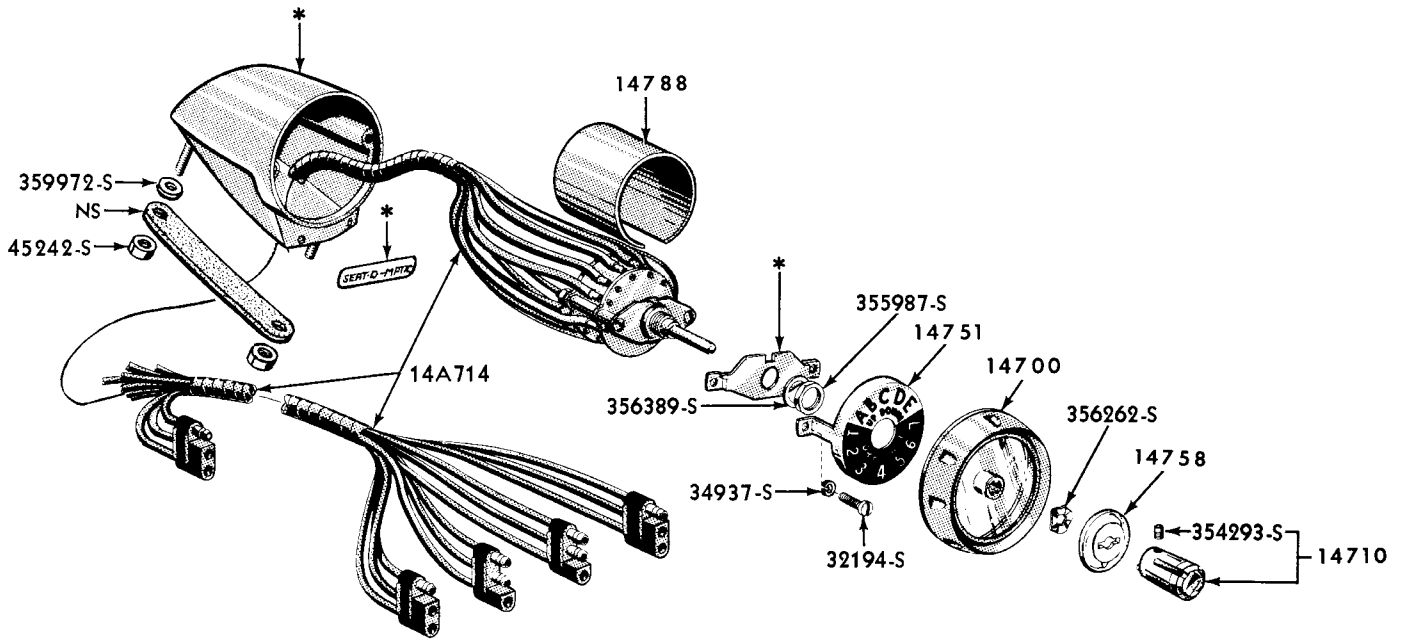
1957-58

POWER SEAT ELECTRICAL - SEAT-O-MATIC



1959

POWER SEAT ELECTRICAL - SEAT-O-MATIC

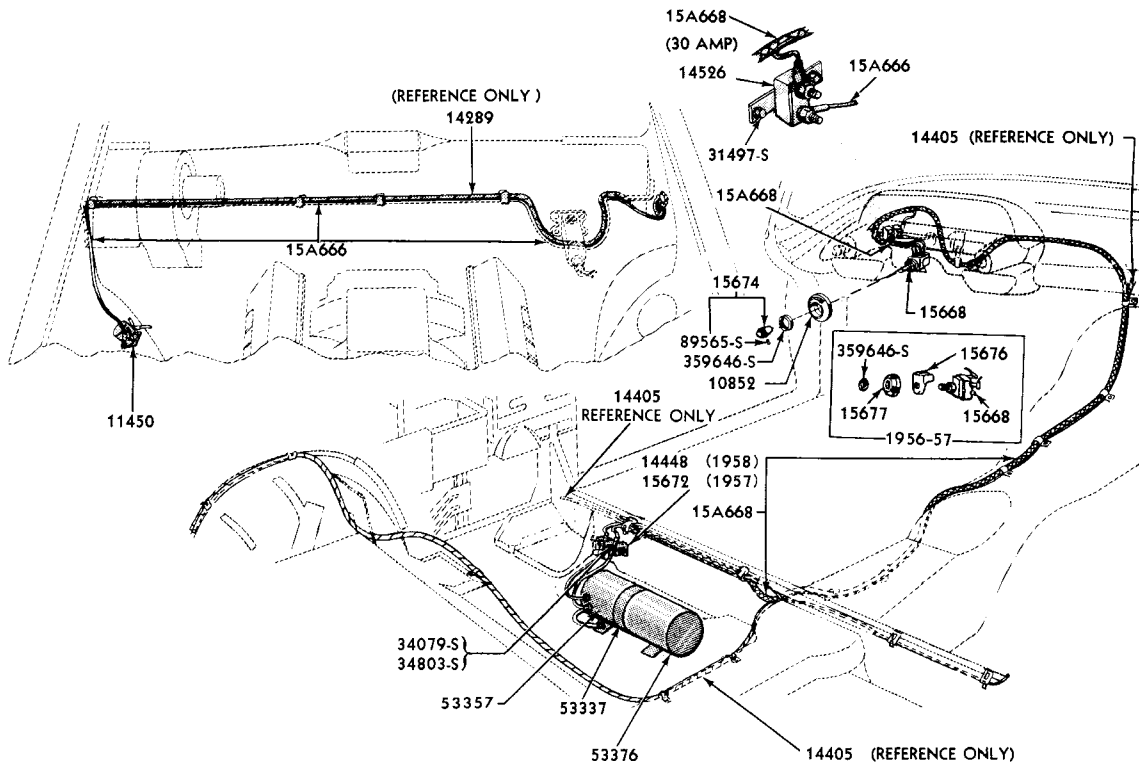


*NS—SERVICED ONLY IN ASS'Y GROUP 14776

1957-58

PMB-324

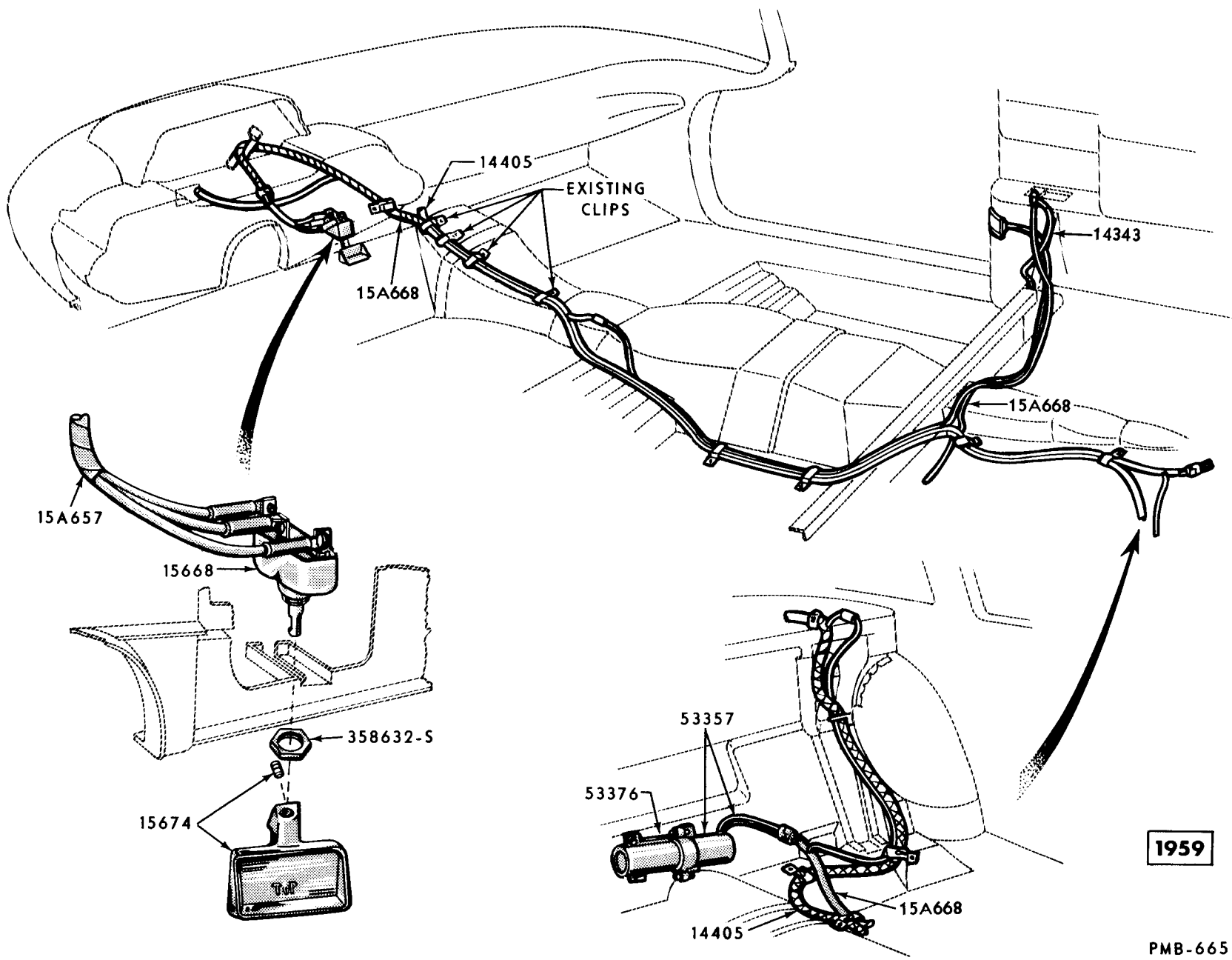
SEAT REGULATOR CONTROL - SEAT-O-MATIC



1956-58

PMB-311

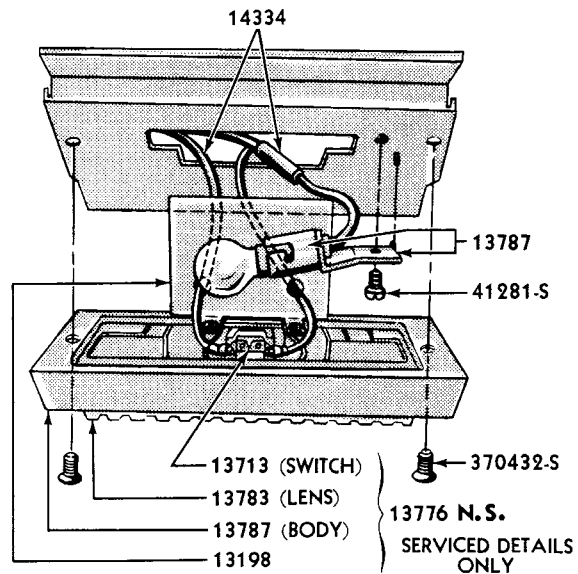
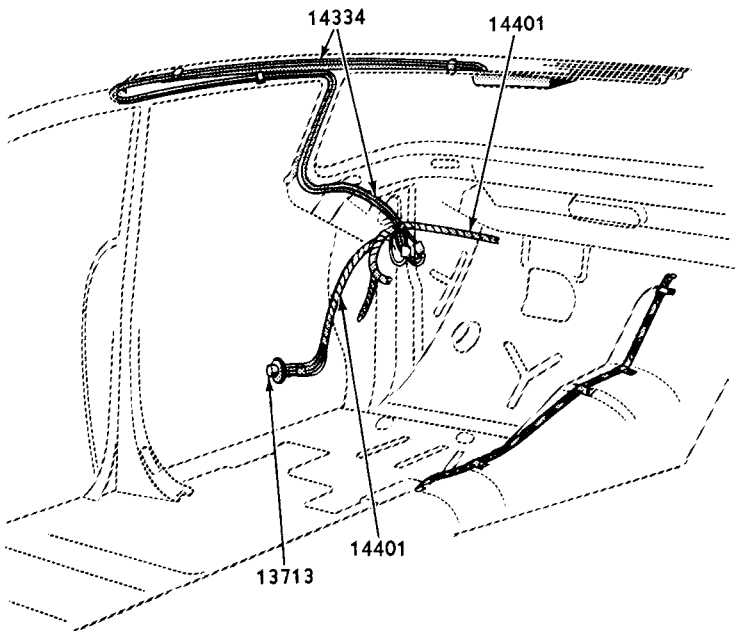
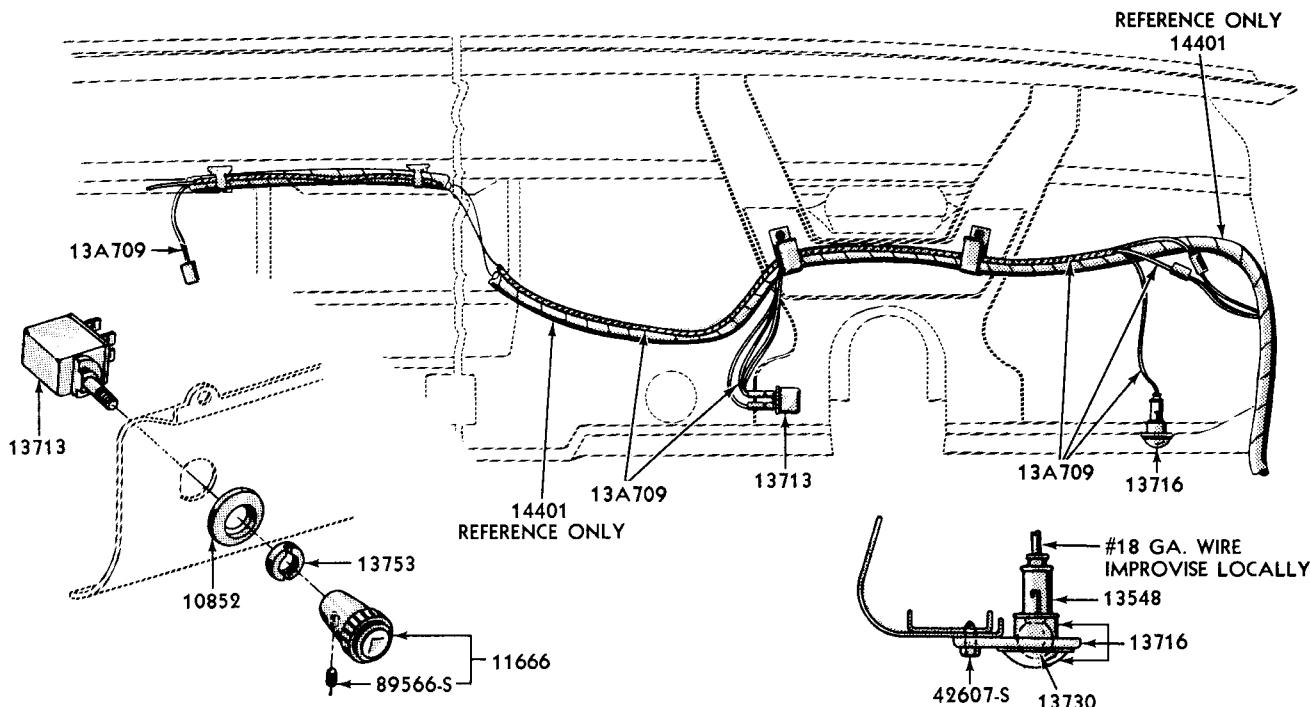
CONVERTIBLE TOP CONTROL ELECTRICAL



1959

PMB-665

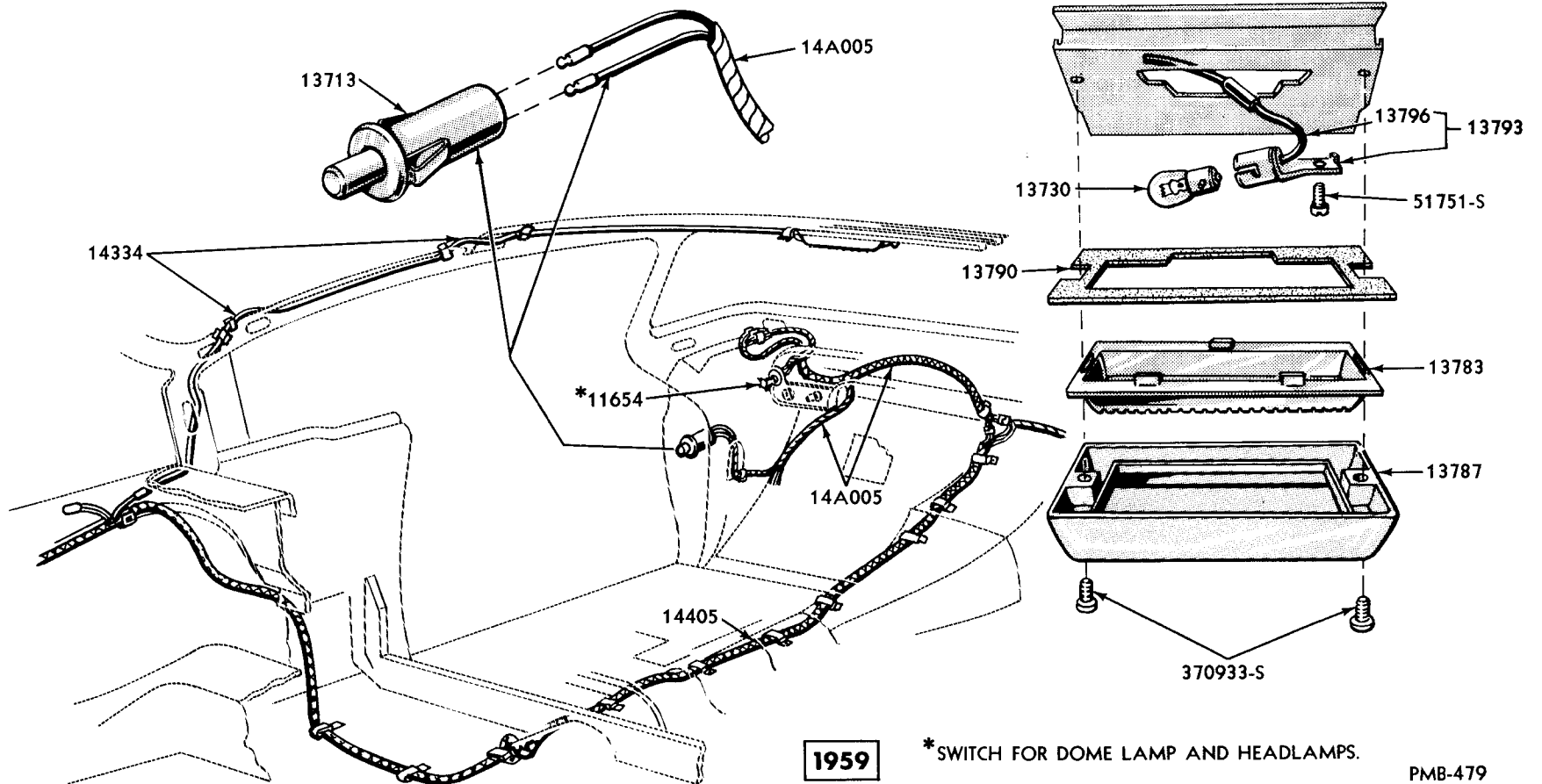
CONVERTIBLE TOP CONTROL ELECTRICAL



1957-58

PMB-312

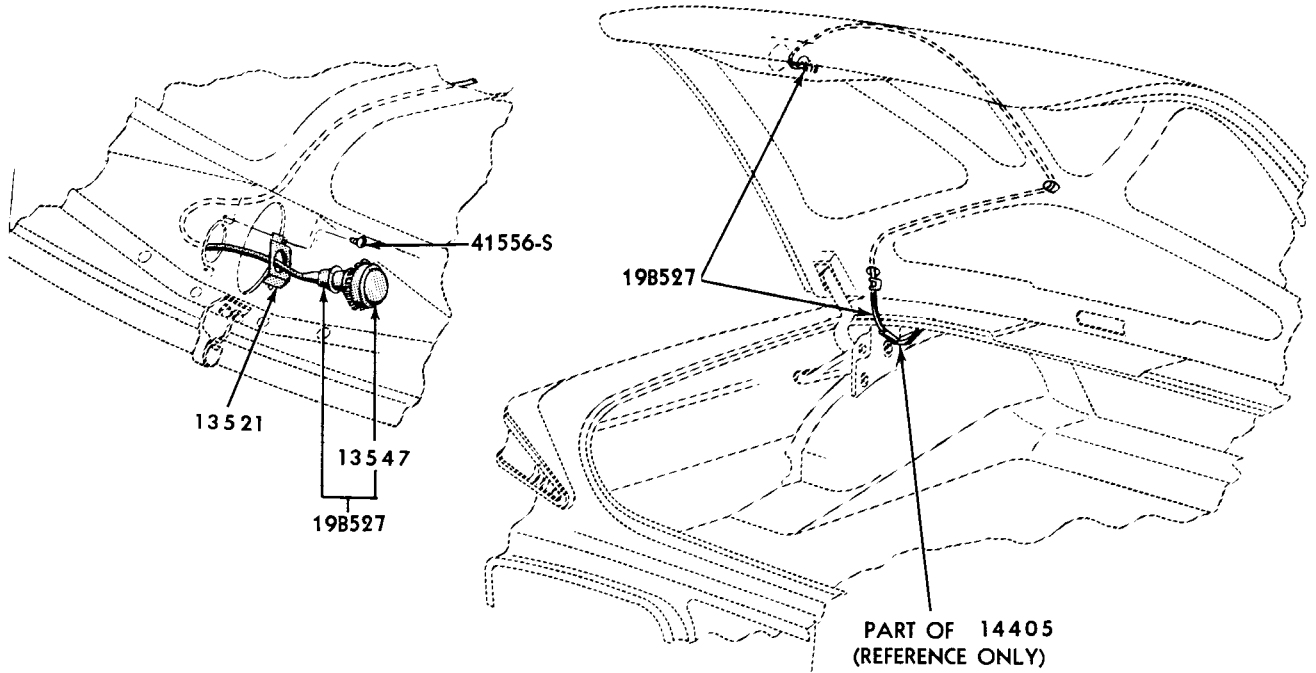
COURTESY and DOME LAMPS



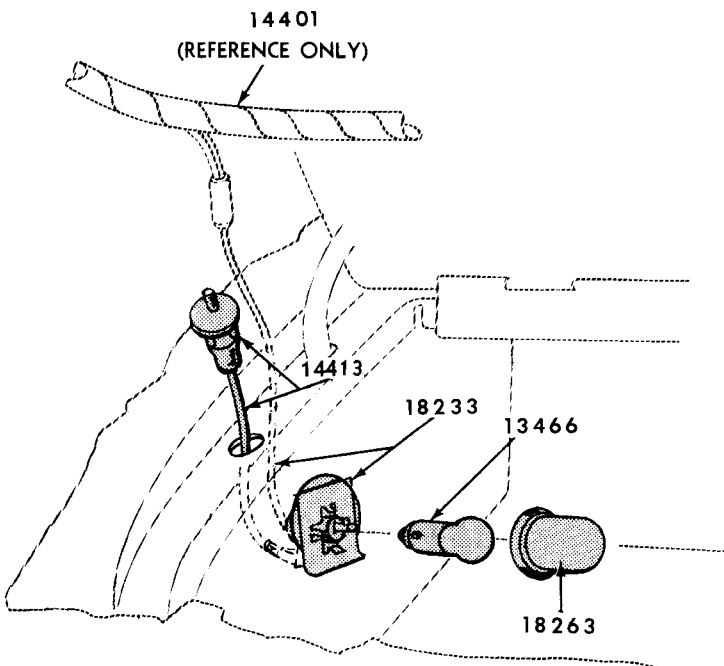
1959

* SWITCH FOR DOME LAMP AND HEADLAMPS.

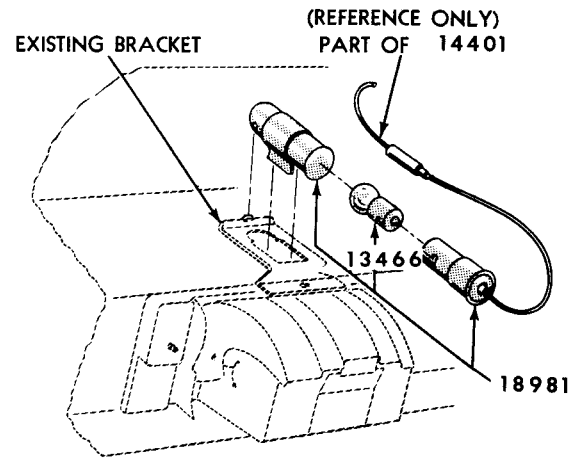
PMB-479



LAMP ASSEMBLY (LUGGAGE COMPARTMENT)



LAMP AND WIRING ASSEMBLY (VANITY MIRROR)

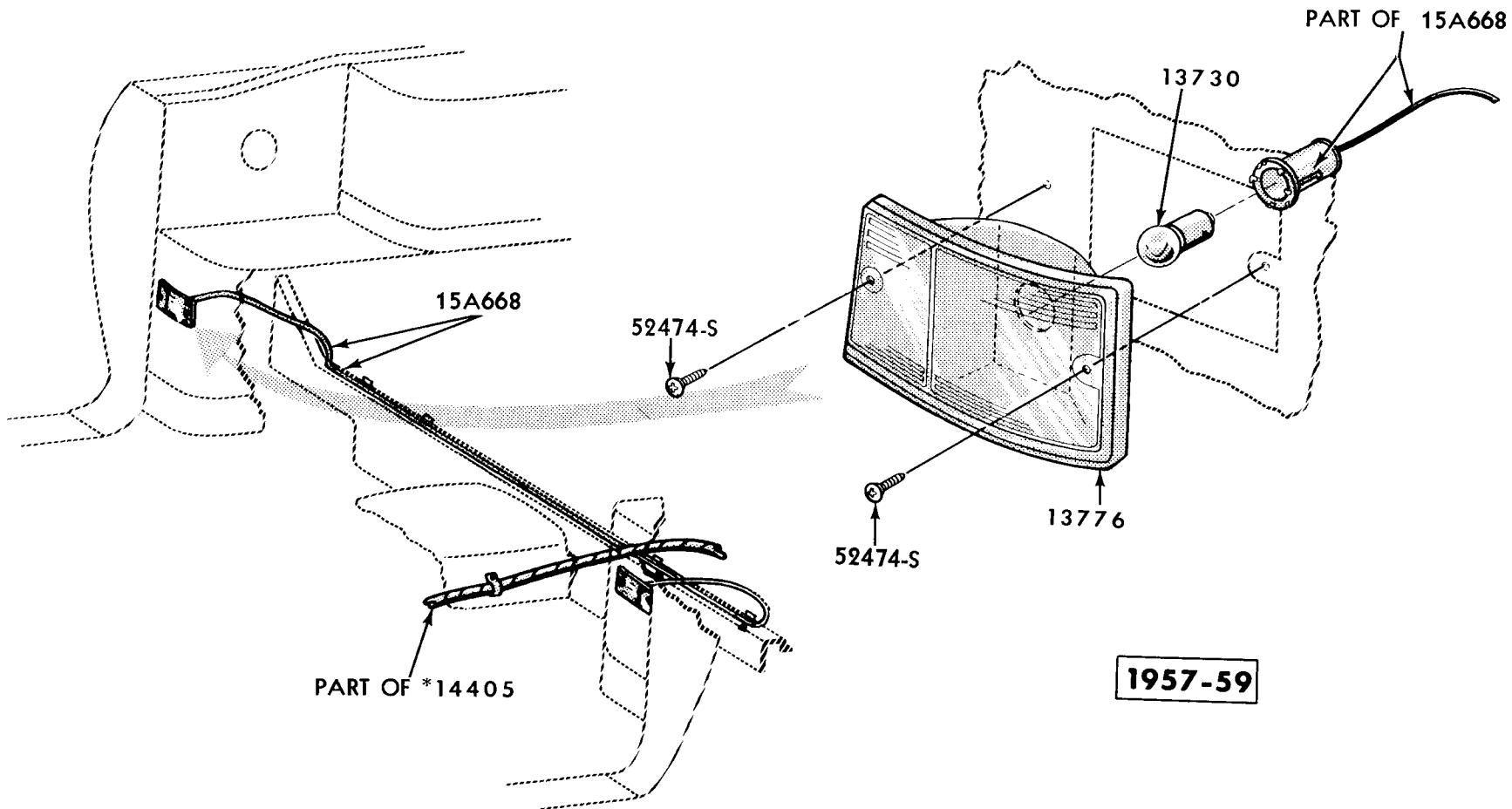


WIRING AND SOCKET ASSEMBLY
(INSTRUMENT PANEL ASH RECEPTACLE LAMP)

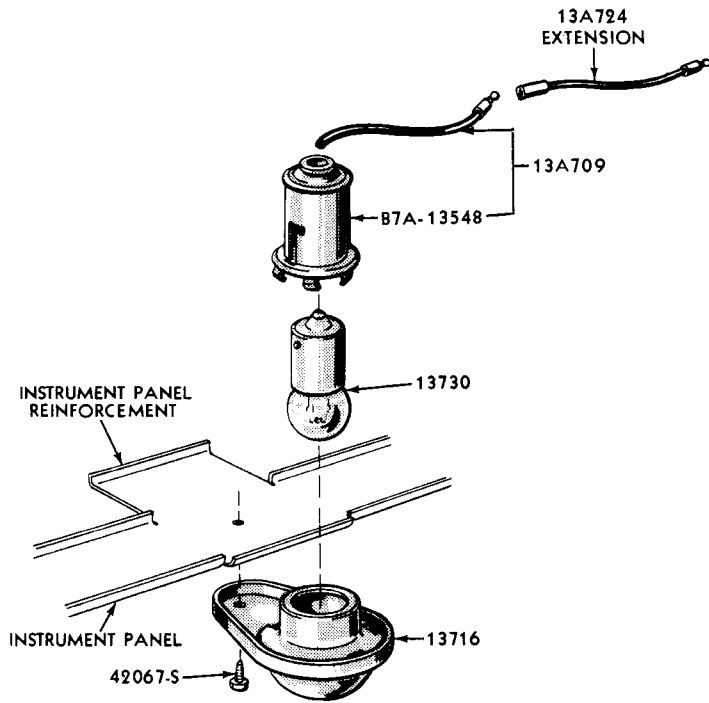
1957-59

PMB-313

BODY ACCESSORY LAMPS



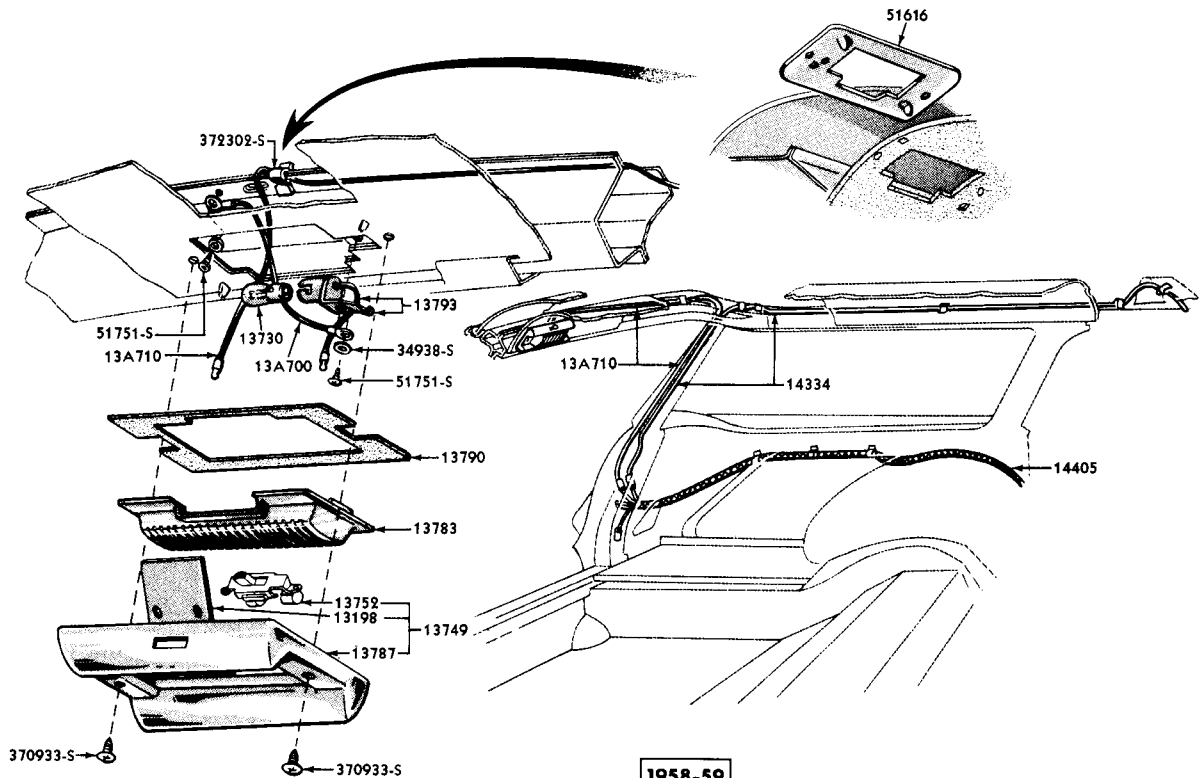
COURTESY LAMP - INTERIOR QUARTER PANEL



1958-59

PMB-522

COURTESY LAMP - DASH



1958-59

PMB-667

LUGGAGE COMPARTMENT LAMP

Generator

GROUP AND PART NUMBER	DESCRIPTION, SIZE, ETC.	NO. REQ'D	MODEL OR ENGINE CUBIC INCH DISPLACEMENT	YEAR 19__
10002 ALTERNATOR (LESS PULLEY)				
B8C 10002-C	100 amp. - 15V - Ⓢ2701944	1	All	58
B8C 10002-F	50 amp. - 15V - Ⓢ2701941	1	All	58
10002 GENERATOR (LESS PULLEY)				
B9A 10002-A	15 Volt - 30 amp. - Ⓢ2900650	1	312	56/58
B8QH 10002-A	15 Volt - 40 amp. (a)	1	312,368	57
B8S 10002-A	15 Volt - 30 amp. - use with standard and O/drive trans. - ⓈFGZ-10002-A (a)	1	383,430	58
PB8M 10002-A	15 Volt - 50 amp. - heavy duty - Ⓢ2702152	1	383,430	58
FGV 10002-A	15 Volt - 40 amp. - use with air conditioning Use on models built prior to 3-2-59 (a)	1	All	58/59
B9FM 10002-A	15 Volt - 35 amp. - automatic trans. or standard trans.	1	All except 58C, 64B	58
		1	383,430	59
PB8M 10002-B	15 Volt - 30 amp. - standard and O/drive trans. - Ⓢ2900648	1	312	58/59
B6A 10002-D	15V - 50 amp. - heavy duty - ⓈFCG-10002-A	1	All	59
B8A 10002-A	15V - 35 amp. - with automatic trans. - Ⓢ2900500	1	312	59
B8C 10002-C	Alternator - 15V - 60 amp. - for 50 amp. 50 amp. heavy duty and 60 amp. alternators - Ⓢ2701944	1	All	59
B8C 10002-F	Alternator - 15V - 50 amp. - Ⓢ2701941	1	All	59
B9LF 10002-A	15V - 40 amp. - with a/cond. on models built built after 3-2-59	1	All	59
20470-S8	Bolt-spec. hex. hd. -7/16"-14 x 1-1/2" (2) generator to front and rear bracket (1) generator to air conditioner	3	a	
33801-S8	Nut-hex. -7/16"-14-generator to front and rear brackets	2	a	
34783-S7	Lockwasher-spring-7/16"-generator to front and rear brackets	2	a	
10005 ROTOR (ALTERNATOR)				
B7A 10005-A	Use with 50 amp. alternator - Ⓢ2700053	1	All	58/59
B8C 10005-A	Use with 50 amp. - heavy duty - 60 amps. and 100 amp. alternators - Ⓢ2701898	1	All	58/59
10005 ARMATURE (GENERATOR)				
B6C 10005-A	American Bosch 15 volt - 50 amp. generator - ⓈFCB-10005-A	1	All	58/59
B8A 10005-A	For 35 amp. generator and automatic transmission - Ⓢ2900199	1	All	59
10006 RING (ALTERNATOR ROTOR SLIP)				
B8C 10006-A	Use with 50 amp. alternator - Ⓢ2701902	1	All	58/59
B8C 10006-B	Use with 50 amp. H.D. - 60 amp. & 100 amp. alternator - Ⓢ2701903	2	All	58/59
10007 SHAFT (ALTERNATOR)				
B8C 10007-A	For 50 amp. H.D. - 60 amp. & 100 amp. alternators - Ⓢ2701905	1	All	58/59
10008 CLIP (ALTERNATOR ROTOR)				
B8C 10008-A	For 50 amp. H.D. - 60 amp. & 100 amp. alternators - Ⓢ2701924	1	All	58/59
10009 COIL (ALTERNATOR ROTOR)				
B8C 10009-A	For 50 amp. H.D. - 60 amp. & 100 amp. alternators - Ⓢ2701923	1	All	58/59

Generator

GROUP AND PART NUMBER	DESCRIPTION, SIZE, ETC.	NO. REQ'D	MODEL OR ENGINE CUBIC INCH DISPLACEMENT	YEAR 19__
10027 ARMATURE & BEARING (GENERATOR)				
FGP 10027-A	Includes rear bearing assy. - 15 volt - 40 amp.	1	All	57/59
FGT 10027-A	Includes rear bearing assy. - 15 volt - 30 amp.	1	All	57/59
10039 BRACKET (ALTERNATOR MOUNTING)				
B9ME 10039-B	For 50 or 60 amp. alternator	1	312	59
10042 KIT (ALTERNATOR)				
FEW 10042-A	50 amp. - 14 volts	1	All	58
FEW 10042-B	60 amp. - 14 volts - heavy duty	1	All	58
FEW 10042-C	100 amp. - 14 volts - heavy duty	1	All	58
FEW 10042-D	50 amp. - 14 volts - heavy duty	1	All	58
10043 KIT (GENERATOR BRUSH)				
B6A 10043-B	Consists of the following - (2) 2900333 brush assy. - use with 15 volt - 30 amp. and 40 amp. generator	1	All	56/59
B8C 10043-A	For 50 amp. H.D. - 60 amp. & 100 amp. alternators - Ⓢ2701918	2	All	58/59
B8E 10043-A	Consists of the following - (2) 2900345 brush assy. - use with 2900278 generator - 15 volt - 35 amp.	1	All	58/59
B9TZ 10043-A	Use with 50 amp. American Bosch generator - Consists of the following - (4) COAF-10069-B brush	AR	All	58/59
10044 SCREW (POLE PIECE)				
68 10044	7/16"-14 x 23/32" (2) for generator (4) for starter motor	AR	All	56/59
10048 INSULATOR (GENERATOR BRUSH HOLDER RIVET)				
8BA 10048-B	(2) for generator (4) for starter motor	AR	All	57/59
10050 PLATE (GENERATOR)				
B5A 10050-A	Rear - ⓈFCV-10050-A	1	312	56
B6A 10050-C	Rear - use with 15 volt - 30 amp. and 40 amp. generators - ⓈFCU-10050-A	1	All	57/59
B6C 10050-A	Rear - American Bosch 50 amp. - ⓈFCB-10050-A	1	All	58/59
PB8M 10050-A	Rear - less spacer - 15 volt - 35 amp. - use with 2900278 generator - Ⓢ2900344	1	All	58/59
10050 HOUSING (ALTERNATOR)				
	See basic part number 10334			
10051 BRUSH - HOLDER & BRACKET (ALTERNATOR)				
B8C 10051-A	For 50 amp. alternator - Ⓢ2701901	2	All	58/59
10052 HOLDER & STUD (ALTERNATOR BRUSH)				
B8C 10052-A	For 50 amp. H.D. - 60 amp. & 100 amp. alternators - Ⓢ2701931	2	All	58/59
10057 SPRING (GENERATOR BRUSH)				
91A 10057		2	All	56/59
B6C 10057-A	American Bosch 50 amp. - ⓈFCB-10057-A	4	All	58/59

Generator

GROUP AND PART NUMBER	DESCRIPTION, SIZE, ETC.	NO. REQ'D	MODEL OR ENGINE CUBIC INCH DISPLACEMENT	YEAR 19__
10088 RIVET (GENERATOR FRAME LOCKING)				
18 10088	1/8" x 5/32"	AR	All	56/59
10094 BEARING (GENERATOR)				
7RA 10094-A	Use with 50 amp. alternator - rear bearing and all generators - also use with P/S	1	All	56/59
B6C 10094-A	American Bosch 50 amp. - ⊕FCB-10094-A (1) req'd. for front (1) req'd. for rear	AR	All	58/59
B9AF 10A303-A	Front - use with 50 amp. alternator	1	All	58/59
10095 BEARING (GENERATOR - REAR)				
B6A 10095-B	Rear - ⊕FGP-10095-A	1	All	57/59
B8C 10095-A	For 50 amp. H.D. - 60 amp. & 100 amp. alternator - ⊕2701921	1	All	58/59
10098 PLATE (GENERATOR FRONT BEARING RETAINER)				
B6C 10098-A	American Bosch 50 amp. - ⊕FCB-10098-A	1	All	58/59
10104 BUSHING (GENERATOR ARMATURE)				
B6C 10104-A	American Bosch 50 amp. - ⊕FCB-10104-A	1	All	58
10118 CAP (ALTERNATOR DUST)				
B8C 10118-A	⊕2701922	1	All	58/59
10120 BOLT (GENERATOR THRU)				
8EL 10120	Use with 35 amp. and 40 amp. generator (a)	2	All	57/58
8A 10120	Use with 30 amp. generator (a) (2) req'd. for 30 amp. generator (2) req'd. for starting motors	AR	All	57/59
34905-S7	Lockwasher-internal tooth-1/4"	2	a	
10124 RETAINER (ALTERNATOR BEARING)				
B8C 10124-A	For 50 amp. alternators - ⊕2701899	1	All	58/59
B8C 10124-B	For 50 amp. H.D. - 60 amp. & 100 amp. alternators - ⊕2701900	1	All	58/59
10130 PULLEY (GENERATOR)				
B5A 10130-C	1/2" width groove - ⊕FBA-10130-B	1	All	56
FAP 10130-B	Air conditioning	1	All except 76, 79	56
B7A 10130-D	(2) sheave - air conditioning and/or quadra-lites (a) and/or 40 amp. generator - marked "FGS-A" between vanes - ⊕FGS-10130-A	1	312	57
FBB 10130-D	(2) sheave (a)	1	368	57
B7A 10130-A	Use with A/T - ⊕FGT-10130-A (a)	1	312	57/59
B8S 10130-A	(2) sheave - marked "FGV-A" between vanes except 58C and 64B with standard and/or O/drive 312 C.I.D. with S/T - all 383 or 430 C.I.D. engines - ⊕FGV-10130-A	1	383, 430	58
B8MF 10130-A	Use with 50 amp. heavy duty generator	1	All	58/59
B9MF 10130-A	Use with A/C hang-on	1	312	59
B9MF 10344-A	Use with alternator	1	383, 430	59
COMF 10344-A	Use with 60 amp. alternator	1	312	59
74175-S	Key-Woodruff-5/32" x 5/8"-pulley to arm shaft	1	a	
351124-S	Nut-hex. -1-1/16"-20-pulley to shaft	1	a	
351496-S	Lockwasher-11/16"	1	a	

Generator

GROUP AND PART NUMBER	DESCRIPTION, SIZE, ETC.	NO. REQ'D	MODEL OR ENGINE CUBIC INCH DISPLACEMENT	YEAR 19__
10131 FAN (ALTERNATOR)				
B7A 10131-A	⊕2700074	1	All	58/59
10138 HOUSING (ALTERNATOR - DRIVE END)				
B8C 10138-B	For 50 amp. H. D. - 60 amp. & 100 amp. alternators - ⊕2701930	1	All	58/59
B8C 10138-C	For 50 amp. alternator - ⊕2701929	1	All	58/59
10139 PLATE (GENERATOR FRONT) DRIVE END				
B6A 10139-B	Drive end - models 58C and 64B with standard and O/drive trans. - ⊕FAS-10139-B Use with A/T	1	312, 368	56/58
		1	312	59
B6C 10139-A	American Bosch 50 amp. - ⊕FCB-10139-A	1	All	58/59
FGV 10139-A	Drive end except on 58C and 64B with standard and O/drive trans. Use with A/T	1	383, 430	58
		1	383, 430	59
10141 CUP (GENERATOR OIL)				
B 10141-A		1	All	56/59
10142 BAND (GENERATOR)				
B6C 10142-A	American Bosch 50 amp. - ⊕FCB-10142-A	1	All	58/59
10145 ARM (GENERATOR BELT ADJUSTMENT)				
B6A 10145-B	⊕ECG-10145-B	(a) 1	312	56/59
ECU 10145-A		(a) 1	368	57
ECU 10145-B	Air conditioning	(a) 1	368	57
EDG 10145-A	Use with 30, 35 and 40 amp. generators	(a) 1	383, 430	58/59
PB9M 10145-A	Use with 30 amp. - low cut in - 50 and 60 amp. generators - ⊕5751470 - also serviced in 19A611 kit	1	383, 430	58/59
B9ME 10145-A	6.88" long - use with 50 or 60 amp. alternators	1	312	59
20388-S8	Bolt-hex. hd. -3/8"-16 x 1"-generator belt adjustment arm to generator	1	a	
34782-S7	Lockwasher-spec. -3/8"-generator belt adjustment arm to generator	1	a	
34807-S8	Lockwasher-3/8"-generator belt adjustment arm to front cover	1	a	
44726-S8	Washer-flat-3/8"-generator belt adjustment to front cover	1	a	
10148 SPACER (ALTERNATOR FAN)				
B8A 10148-A	Use with B8A-10002-A generator with A/T - ⊕FEK-10148-A	(a) 1	312	57/59
PB8M 10148-A	Use with PB8M-10156-A or EDG-10156-B brackets -⊕5750163	(a) 2	383, 430	58
B8C 10148-B	For 50 amp. H. D. - 60 amp. & 100 amp. alternator - ⊕2701908	1	All	58/59
B8C 10148-C	For 50 amp. alternator - ⊕2701909	1	All	58/59
34783-S7	Lockwasher - 7/16"	1	a	

Generator

GROUP AND PART NUMBER	DESCRIPTION, SIZE, ETC.	NO. REQ'D	MODEL OR ENGINE CUBIC INCH DISPLACEMENT	YEAR 19____
10151 BRACKET (GENERATOR REAR)				
B5A 10151-B	Rear - equipped with 30, 35 and 40 amp. generators - ⓈECE-10151-A	(a) 1	312	56/59
ECM 10151-A	Rear	(a) 1	368	57
ECU 10151-G	Rear - equipped with 40 amp. generator and quadra-lites	(a) 1	368	57
ECZ 10151-C	Rear - equipped with 40 amp. generator and quadra-lites	(a) 1	312	57
PB8L 10151-A	Use with 30 amp. - low cut in - 50 and 60 amp. generator and a/cond. conversion kit - Ⓢ5751469	1	383, 430	58/59
20348-S8	Bolt-hex. -hd. -3/8"-16 x 3/4"-generator rear bracket to cylinder head-use with ECU engine only	1	a	
20390-S8	Bolt-hex. -hd. -7/16"-14 x 1"-generator rear bracket to cylinder head	1	a	
34807-S7	Lockwasher - 3/8"	1	a	
10156 BRACKET (GENERATOR FRONT)				
B5A 10156-A	Front - ⓈECE-10156-A	1	312	56/59
ECU 10156-A	Front	1	368	57
B8S 10156-B	Front - standard and O/drive - Ⓢ5750168	1	383	58
EDG 10156-B	Use with 35 and 40 amp. generators only	1	383, 430	58/59
B9ME 10156-A	Use with 50 or 60 amp. alternators	1	312	59
PB8M 10156-A	Use with 30 amp. generator - Ⓢ5750168	1	383	59
10159 BRACKET (ALTERNATOR ADJUSTING)				
B9ME 10159-A	Use with 50 amp. alternator	1	383, 430	59
10163 RING (GENERATOR BEARING STOP)				
O1A 10163	1-43/64" O.D. x 3/64" thick	1	All	56/59
B6C 10163-A	American Bosch 50 amp. - ⓈFCB-10163-A	1	All	58/59
10170 SHIELD (GENERATOR SPLASH)				
B9MM 10170-A	Plastic	1	All	58/59
10175 COIL (GENERATOR FIELD) COMPLETE				
B6A 10175-B	Use with B6A-10002-E generator only - 15 volt - 30 amp. - ⓈFAS-10175-B	1	All	56/58
B9A 10175-A	15V - 30 amp. - use only with PB8M-10002-B generator - Ⓢ2900619	1	All	56/58
B8QH 10175-A	(2) coils - use with 40 amp. generator	1	312, 368	57
FGZ 10175-A	15 Volt - 30 amp. - use with FGZ-10002-A generator	1	383, 430	58
PB8M 10175-A	15 Volt - 35 amp. - use with 2900278 generator and automatic trans. - Ⓢ2900281	1	383, 430	58
B6C 10175-A	American Bosch 50 amp. - ⓈFCB-10175-A	1	All	58/59
B9FM 10175-A	Use on generator B9FM-10002-A only	1	All	58/59
B9LF 10175-A	15 Volt - 40 amp. - use with B9LF-10002-A generator	1	All	58/59
PB8M 10175-B	15 Volt - 30 amp. - use with 2900641 generator - Ⓢ2900655	1	All	58/59
PB9M 10175-A	15 Volt - 35 amp. - with A/T - Ⓢ2900472	1	312	59
10175 STATOR (ALTERNATOR)				
B8C 10175-A	For 50 amp. H. D. - 60 amp. & 100 amp. alternator - Ⓢ2701904	1	All	58/59
B8C 10175-B	For 50 amp. alternator	1	All	58/59
10195 TUBE (GENERATOR FIELD COIL LEAD INSULATING)				
7RA 10195-A	1-1/2" long	1	312, 368	56/57
PB6M 10195-A	4" long - Ⓢ2900556	1	All	58/59

Generator

GROUP AND PART NUMBER	DESCRIPTION, SIZE, ETC.	NO. REQ'D	MODEL OR ENGINE CUBIC INCH DISPLACEMENT	YEAR 19__
10202 INSULATOR (GENERATOR TERMINAL)				
01A 10202		1	All	56
B6A 10202-A	⊕FCU-10202-A	1	All	57/59
10202 BUSHING (ALTERNATOR INSULATOR)				
B8C 10202-A	For 50 amp. alternator - ⊕2701919	2	All	58/59
B8C 10202-B	For 50 amp. H.D. - 60 amp. & 100 amp. alternator - ⊕2701920	3	All	58/59
10206 INSULATOR (GENERATOR)				
81A 10206		1	All	56/59
B6C 10206-A	American Bosch 50 amp. - ⊕FCB-10206-A	1	All	58/59
B8C 10206-A	For 50 amp. H.D. - 60 amp. & 100 amp. alternator - ⊕2701932	2	All	58/59
B8C 10206-B	For 50 amp. alternator - ⊕2701933	2	All	58/59
10208 INSULATOR (GENERATOR END PLATE)				
81A 10208	Inner	1	All	56/59
10211 TERMINAL (GENERATOR SCREW)				
01A 10211		1	All	57/59
B8C 10211-A	For 50 amp. alternator - ⊕2701912	3	All	58/59
10215 JUMPER (ALTERNATOR STATOR TERMINAL)				
B6C 10215-A	American Bosch 50 amp. - ⊕FCB-10215-A	1	All	58/59
B8C 10215-A	For 50 amp. H.D. - 60 amp. & 100 amp. alternator - 3" long - ⊕2701934	1	All	58/59
B8C 10215-B	For 50 Amp H.D. - 60 amp. & 100 amp. alternator - 3-1/4" long - ⊕2701935	1	All	58/59
B8C 10215-C	For 50 amp. H.D. - 60 amp. & 100 amp. alternator - 6" long - ⊕2701936	1	All	58/59
10300 ALTERNATOR				
B9MF 10300-E	50 amp.	1	All	59
B9MF 10300-F	100 amp.	1	All	59
10A303 BEARING (ALTERNATOR FRONT)				
	See basic part number 10094			
10304 RECTIFIER (ALTERNATOR)				
B8AZ 10304-A	For 100 amp. alternator - ⊕2702395, ⊕B8A-10500-A	1	All	58/59
PB8M 10304-A	For 50 amp. - 50 amp. H.D. & 60 amp. alternators - ⊕2702396	1	All	58/59
10334 HOUSING (ALTERNATOR)				
B8TZ 10334-B	Brush end for 50 amp. alternator - ⊕2702500, ⊕B8Q-10050-A	1	All	58/59
B8C 10050-E	For 50 amp. H.D. - 60 amp. & 100 amp. alternators - ⊕2701926	1	All	58/59
10344 PULLEY (ALTERNATOR)				
	See basic part number 10130			

Generator

GROUP AND PART NUMBER	DESCRIPTION, SIZE, ETC.	NO. REQ'D	MODEL OR ENGINE CUBIC INCH DISPLACEMENT	YEAR 19__
10505 REGULATOR (GENERATOR)				
B6A 10505-A	15 volt - 30 amp. - ⊕FAP-10505-B	1	All	56/57
PB7M 10505-A	15 volt - 40 amp. - ⊕2900563	1	All	57/59
PB8M 10316-A	For 60 amp. alternator - ⊕2702393	1	All	58/59
B6A 10505-C	15 volt - 50 amp. - heavy duty generator - ⊕FAY-10505-B	1	All	58/59
B7A 10505-B	15 volt - 30 amp. - ⊕2700015 or 2900424	1	All	58/59
B8C 10505-B	For 100 amp. alternator - ⊕2701938	1	All	58/59
B8E 10505-B	15 volt - 35 amp. - ⊕2900305	1	All	58/59
B8Q 10505-A	For 50 amp. alternator - ⊕2700295	1	All	58/59
10540 ARMATURE (GENERATOR REGULATOR CUTOUT)				
B6A 10540-B	⊕2900168	1	All	56/57
10568 PLATE (REGULATOR HINGE SPRING REINFORCEMENT)				
8A 10568-A		3	All	56
10570 RESISTOR (GENERATOR REGULATOR FIELD)				
B6A 10570-A	1-21/32" long - ⊕FAP-10570-B	1	All	56
10594 RESISTOR (GENERATOR REGULATOR ABSORBING)				
B6A 10594-A	⊕FAP-10594-A	1	All	56
Battery And Battery Carrier				
10623 GASKET (REGULATOR COVER)				
51A 10623		1	All	56
10654-5 KIT (BATTERY - CHARGED & DRY)				
FDU 10655-C	78 plate - 65 amp. hour	1	All	56
B9A 10654-F	12 volt - 78 plate - 65 amp. hour - Consists of the following - (1) 2702378 battery and containers of electrolyte ☆ 1956-57 - all heavy duty ☆ 1958 - all automatic transmission	1	All☆	56/58
HJK 10655-A	12 volt - 102 plate - 72 amp. H.D. - Consists of the following - (1) FFC-10657-A battery and containers of electrolyte	1	All	56/59
FDT 10655-C	12 volt - 66 plate - 55 amp. hour - use with ECZ engine only	1	All	57
B9A 10654-D	12V - 66 plate - 55 amp.	1	All	56/59
B9A 10654-F	12V - 66 plate - 70 amp. - use with A/T	1	All	59
10670 INDICATOR (CHARGE)				
B6MY 10670-A	⊕FDT-10850-A	1	All	56
FDM 10850-A	Use with 50 amp. alternator	1	All	58
B9A 10850-A	Use with 100 amp. alternator - ⊕FET-10850-B	1	All	58/59
10677 SHIELD (BATTERY CABLE)				
B9MB 10677-A	NS-cut from BAF-16354-A by cutting 6" long	1	All	59
10A686 CLAMP (BATTERY HOLD DOWN)				
B8MY 10A686-A	7-5/16" long x 4" wide - (2) 7/16" dia. holes (a) 6-3/16" apart - ⊕BAF-10716-B	1	All	58
B9MY 10A686-A	⊕1002199, ⊕PB9M-10716-A	1	All except 65, 75	59
33896-S8	Nut-wing-5/16"-18-clamp to support assy.	2	a	
44725-S8	Washer-5/16" flat-clamp hold down to support assy.	2	a	

Battery And Battery Carrier

GROUP AND PART NUMBER	DESCRIPTION, SIZE, ETC.	NO. REQ'D	MODEL OR ENGINE CUBIC INCH DISPLACEMENT	YEAR 19_____
10718 CLAMP (BATTERY HOLD DOWN)				
B6A 10718-C	⊕BU-10718-A	1	All	56
B7C 10718-A	12-5/8" x 5-5/8" - use with ECZ engine - (a) ⊕BAE-10718-A	1	All	57
B7C 10718-B	Use with ECU engine and with ECZ engine with heavy duty battery - ⊕BAE-10718-B (a)	1	All	57
33896-S8	Nut-wing-5/16"-18 clamp to support assy.	2	a	
44725-S8	Washer-5/16"flat-clamp hold down to support assy.	2	a	
10732 SUPPORT (BATTERY)				
BU 10732-A		1	All	56
BAE 10732-A	Use with ECZ engine only (a)	1	All	57
BAE 10732-B	Use with ECU engine only as standard equipment and for heavy duty with ECZ engine	1	All	57
BAF 10732-A		1	All	58
33798-S8	Nut-No. 10-24 hex. lock-support to apron and to bracket	4	a	
44722-S8	Nut-No. 10-lockwasher-support to apron and to bracket	4	a	
353714-S2	Screw and washer-hex. hd. -5/16"-24 x 1"-to bracket	4	a	
10741 BRACE (BATTERY HOLD DOWN CLAMP TO FENDER APRON)				
BU 10741-A		1	All	56
10753 BRACKET (BATTERY SUPPORT FRONT)				
BAE 10753-A		1	All	57
BAF 10753-A		1	All	58
10756 BOLT (BATTERY CLAMP)				
B5A 10756-B	10-7/64" long - ⊕BN-10756-B	2	All	56/59
10764 TRAY (BATTERY)				
PB9M 10764-A	⊕1003035	1	All	59
10774 INSULATOR (BATTERY HOLD DOWN CLAMP)				
B8E 10774-A	⊕BN-10774-A	2	All	57/59
Instruments				
10804 REGULATOR (INSTRUMENT CLUSTER VOLTAGE)				
B9MF 10804-A	Constant	1	All	57/59
10838 HOUSING (INSTRUMENT CLUSTER)				
FEK 10838-DP		(a) 1	All except 65A, 75A, 76B Cruiser Conv.	57
FEK 10838-HP		(a) 1	65A, 75A, 76B Cruiser Conv.	57
FEW 10838-DP		(a) 1	All	58
B9MF 10838-DP		1	All	59
352419-S4	Stud No. 10-thread screw-24 x 13/16"-attaches instrument cluster to instrument panel	AR	a	
10A840 BEZEL (PARKING BRAKE WARNING LAMP)				
B9FM 10A840-A	Also serviced in B9FM-15848-A kit	1	All	59
10841 HOUSING (INSTRUMENT CLUSTER)				
FDT 10841-AP		1	All	56
10A843 SWITCH (FAN POWER BOOSTER INDICATOR)				
B7MY 10A843-A	⊕FEK-99264-B	1	All	57

Instruments

GROUP AND PART NUMBER	DESCRIPTION, SIZE, ETC.	NO. REQ'D	MODEL OR ENGINE CUBIC INCH DISPLACEMENT	YEAR 19__
10A848 SPRING (PARKING BRAKE WARNING LAMP RETAINER)				
B9FM 10A848-A	Also serviced in B9FM-15848-A kit	1	All	59
10850 INDICATOR (CHARGE)				
	See basic part number 10670			
10852 BEZEL (INSTRUMENT CLUSTER CONTROL) INNER				
FAA 10852-F	45/64" I. D. x 1-1/8" O. D. - with lettering "BLOWER" on surface - used with air conditioning	2	All except 76, 79	56
FDK 10852-B	25/64" I. D. x 1-1/16" O. D. with lettering "AIR" on surface	2	All	56
FDT 10852-A	With lettering "LIGHTS" on surface	1	All	56
FEK 10852-B	With lettering - "EXTERIOR LIGHTS"	1	65A, 75A, 76B Cruiser Conv.	57
FEK 10852-C	With lettering - "WIPER"	1	65A, 75A, 76B Cruiser Conv.	57
FEK 10852-D	With lettering - "INTERIOR LAMPS"- use for courtesy light switch	1	65A, 75A, 76B Cruiser Conv.	57
FEK 10852-F	(1) for O/drive and (1) for hood release	AR	All	57
FEK 10852-G	With lettering - "INTERIOR LIGHTS" used for courtesy light switch	1	All except 65A, 75A, 76B Cruiser Conv.	57
FEK 10852-J	With lettering - "BLOWER"	1	65A, 75A	57
FEW 10852-A	Chrome - O/drive - 1-1/4" O. D. x 1/4" thick with 17/32" dia. hole	1	All	58
FEW 10852-B	Chrome finish - located at instrument panel - use for Top Lift Control Knob NOTE - For 1957 see group 15677	1	76	58
FEW 10852-E	With lettering - "AIR CONTROL" - use with air conditioning manual control	1	All	58
FEW 10852-F	Acrylic resin - lights - 1-41/64" O. D. x 17/64" thick with 9/16" dia. hole	1	All	58
FEW 10852-G	Acrylic resin - wiper - 1-5/8" O. D. x 17/64" thick with 9/16" dia. hole	1	All	58
PB9M 10852-E	Hood catch control cable opening - #1018900	1	All	58/59
COMF 10852-A	Left vent - use when heater and/or A/C is not installed	1	All	59
COMF 10852-B	Right vent - use when heater and/or A/C is not installed	1	All	59
COMF 10852-C	Defrost - use with heater with manual controls	1	All	59
10853 BEZEL (INSTRUMENT CLUSTER CONTROL) OUTER				
FEK 10853-B	Oval shape - 2-31/32" I. D. x 3-38/64" O. D.	2	All except 65, 75	57
10A856-7 BEZEL (INSTRUMENT CLUSTER CONTROL)				
B9MF 10A856-A	R. H. - use when heater and/or A/C is not installed	1	All	59
B9MF 10A856-B	R. H. - use with heater with manual controls	1	All	59
B9MF 10A856-C	R. H. - use with heater with climate dial	1	All	59
B9MF 10A856-D	R. H. - use with A/C with climate dial	1	All	59
B9MF 10A856-E	R. H. - use with heater with manual controls	1	All	59
B9MF 10A857-A	L. H. - use with heater with manual controls	1	All	59
B9MF 10A857-B	L. H. - use with heater and/or A/C with climate dial	1	All	59
B9MF 10A857-C	L. H. - use on models with Seat-O-Matic power seats when A/C and/or heater with climate dial is installed	1	All	59
B9MF 10A857-D	L. H. - use on models with Seat-O-Matic and A/C or heater with climate dial	1	All	59
CONTINUED ON NEXT PAGE				

Instruments

GROUP AND PART NUMBER	DESCRIPTION, SIZE, ETC.	NO. REQ'D	MODEL OR ENGINE CUBIC INCH DISPLACEMENT	YEAR 19__
10A856-7 BEZEL (INSTRUMENT CLUSTER CONTROL) CONTINUED				
B9MF 10A857-E	L. H. - use with 4-way power seats and without heater and/or A/C with climate dial	1	All	59
B9MF 10A857-F	L. H. - use on models with 4-way power seats and with heater and/or A/C with climate dial	1	All	59
10861 COVER (INSTRUMENT CLUSTER OPENING)				
PB9M 10861-A	When parking brake warning lamp is not installed - ⊕2704169	1	All	59
PB9M 10861-B	With parking brake warning lamp - ⊕2704170	1	All	59
10862 HOOD (INSTRUMENT CLUSTER)				
FEK 10862-CP		(a) 1	65A, 75A, 76B Cruiser Conv.	57
FEK 10864-DP		(a) 1	All except 65A, 75A, 76B Cruiser Conv.	57
FEW 10864-CP	Zinc die casting	1	All	58
PB9M 10862-A	Without speed warning control - ⊕2703321(000)	1	All	59
PB9M 10862-B	With speed warning control - ⊕2703320(000)	1	All	59
352419-S34	Stud-No. 10-24 x .81-thread screw-attaches instrument cluster hood to instrument cluster housing	2	a	
10872 MOULDING (INSTRUMENT CLUSTER STEERING COLUMN OPENING)				
FDK 10872-BP		1	57, 58, 64A, 64B, 76B	56
10874 COVER (INSTRUMENT CLUSTER HEATER BLOWER SWITCH OPENING)				
FEK 10874-B	Used when blower is not installed	(a) 1	65A, 75A, 76B Cruiser Conv.	57
41293-S8	Screw-No. 6-32 x 3/8"-fill. hd. tap-not required when fresh air heater or when heater and air conditioning is installed	6	a	
10876 BEZEL (INSTRUMENT CLUSTER)				
FEW 10876-B	Aluminum	1	All	58
10880 GLASS (INSTRUMENT CLUSTER)				
FDK 10880-B		1	All	56
10883 INDICATOR (TEMPERATURE)				
FDT 10883-A		1	All	56
FEK 10883-D		1	65A, 75A	57
FEK 10883-E		1	All except 65, 75	57
FEW 10883-A		1	All	58
PB9M 10883-A	⊕2703326	1	All	59
10884 BULB (ELECTRIC HEAT INDICATOR)				
B6A 10884-A	⊕FDT-10884-A	1	All	56
B7A 10884-A	Use with manifold with 1/4"-18 N. P. S. F. threaded hole - ⊕FEG-10884-B	1	All	57/59
10890 MASK (INSTRUMENT CLUSTER)				
FEK 10890-E	Miles	1	All except 65A, 75A	57
FEK 10890-F	Miles	1	65A, 75A	57
10894 MASK (INSTRUMENT CLUSTER)				
FDT 10894-A		1	All	56
FEW 10894-B		1	All	58
10905 CLIP (INSTRUMENT CLUSTER BEZEL)				
PB9M 10905-A	To attach cover to instrument panel - ⊕2700973	2	All	59

Instruments

GROUP AND PART NUMBER	DESCRIPTION, SIZE, ETC.	NO. REQ'D	MODEL OR ENGINE CUBIC INCH DISPLACEMENT	YEAR 19___
10911 ADAPTOR (HEAT INDICATOR BULB)				
B4A 10911-A	Use with L. H. cylinder head on 1956 Mercury - use with R. H. cylinder head on 1957 Mercury - ⊕EBU-10911-A	1	312	56/57
B7A 10911-A	⊕ECG-10911-A	1	312	57/59
10918 RETAINER SPEED (WARNING INDICATOR BULB)				
PB9M 10918-A	⊕2703303	1	All	59
10931 BEZEL & JEWEL (INSTRUMENT CLUSTER CONTROL)				
FEK 10931-D	R. H. - with lettering "OIL" and "WIPERS"	1	All except 65A, 75A	57
FEK 10943-B	L. H. - with lettering "LIGHTS" and "GENERATOR"	1	All except 65A, 75A	57
FEK 10931-G	With lettering "OIL"	1	65A, 75A	57
FEK 10931-H	With lettering "GENERATOR"	1	65A, 75A	57
10952 MEDALLION (INSTRUMENT CLUSTER)				
FDT 10952-A		1	All	56
10958 WIRING (CHARGE INDICATOR)				
B9MF 10958-A	Use with 50 and 60 amp. alternators	1	All	59
10961 HOUSING (INSTRUMENT CONTROL)				
B9MF 10961-A		1	All	59
10971 DIAL (TEMPERATURE INDICATOR)				
FEK 10971-C	Acrylic resin - 13/16" wide x 2-5/16" long	1	All except 65, 75	57
FEK 10971-D	Acrylic resin - 13/16" wide x 2-5/16" long	1	65, 75	57
Starter				
11002 STARTER (LESS DRIVE & PINION PIN)				
FAY 11002-A	12 volts	(a) 1	All	56/59
34806-S8	Lockwasher-5/16"	3	a	
355476-S2	Bolt-hex. -hd. shoulder-5/16"-18 x 1" starter to flywheel housing	3	a	
11005 ARMATURE (STARTER)				
B6A 11005-B	⊕ FAC-11005-B	1	All	56/59
11036 WASHER (STARTER ARMATURE THRUST)				
18 11036	21/32" I. D. x 1-1/8" O. D.	2	All	56/59
11049 PLATE (STARTER MOTOR BRUSH END)				
B4A 11049-A	Front - ⊕FAA-11049-A	1	All	56/59
11052 BEARING (STARTER BRUSH END PLATE)				
18 11052	Front - 5/8" I. D. x 3/4" O. D. x 9/16" long	1	All	56/59
11055 BRUSH (STARTER)				
18 11055	NS-Serviced in 18-11057 kit	2	All	56/58
11056 BRUSH (STARTER GROUND)				
18 11056	NS-Serviced in 18-11057 kit	(a) 2	All	56/58
25231-S7	Screw-flat-hd. -No. 10-32 x 1/2"-grounded brush to frame	2	a	

Starter

GROUP AND PART NUMBER	DESCRIPTION, SIZE, ETC.	NO. REQ'D	MODEL OR ENGINE CUBIC INCH DISPLACEMENT	YEAR 19__
11057 KIT (STARTER BRUSH)				
18 11057	Consists of the following - (2) 18-11055 brush (2) 18-11056 brush	AR	All	56/59
11059 SPRING (STARTER BRUSH)				
B 11059		4	All	56/59
11062 INSULATOR (STARTER BRUSH HOLDER)				
B 11062		2	All	56/59
11069 RIVET (GENERATOR BRUSH END PLATE)				
18 11069		AR	All	56/58
11083-90 COIL (STARTING MOTOR FIELD)				
70 11083	L. H. - with insulated brush	1	All	56/59
70 11085	R. H.	1	All	56/59
B6A 11090-B	Shunt - upper - L. H. - ⊕FAR-11090-A	1	All	56/59
11093 WASHER (STARTER FIELD TERMINAL)				
B5A 11093-A	45/64" O. D. - ⊕FAA-11093-A	1	All	56/59
11094 WASHER (STARTER FIELD TERMINAL INSULATOR)				
18 11094-B	Fibre - 21/64" I. D. x 25/32" O. D.	1	All	56/59
11095 WASHER (STARTER FIELD TERMINAL)				
B5A 11095-A	Flat - 5/16" - ⊕FAA-11095-A	1	All	56/59
11102 TERMINAL (STARTING MOTOR FIELD)				
B6A 11102-A	⊕FAR-11102-A	(a) 1	All	56/58
B8A 11102-A	⊕70-11102-B	(a) 1	All	59
33798-S8	Nut-hex. -5/16"-24	1	a	
33923-S8	Nut-check-5/16"-24-starter field term. to starter frame	1	a	
34806-S7	Lockwasher - 5/16"	1	a	
11107 BUSHING (STARTER FIELD TERMINAL)				
18 11107-B	Fibre	1	All	56/59
11114 SLINGER (GENERATOR ARMATURE BEARING OIL)				
B6C 11114-A	50 Amp. - American Bosch - ⊕FCB-11114-A	1	All	58/59
11126 BAND (STARTER MOTOR COVER)				
BITZ 11126-A	⊕ICM-11125-A	(a) 1	All	56/59
27177-S8	Screw-rd. hd. -No. 10-32 x 1-1/2"-starter cover band	1	a	
34079-S7	Nut-hex. -No. 10-32-starter cover band	1	a	
11130 PLATE (STARTER REAR END)				
COLF 11130-B		1	All	56/59
11135 BEARING (STARTER REAR END PLATE)				
1CM 11135-A	Sintered copper - 5/8" I. D. x 13/16" O. D. - x 1-5/32" long	1	All	56/59

Starter

GROUP AND PART NUMBER	DESCRIPTION, SIZE, ETC.	NO. REQ'D	MODEL OR ENGINE CUBIC INCH DISPLACEMENT	YEAR 19__
11339 FILLER (DUCT & CONTROL TO INSTRUMENT PANEL)				
MED 11339-A	NS-Cut from BAR-17808-A - use a filler between air conditioner spot cooler duct & control assy. & dash panel to remove excessive vibration	1	All	58
MED 11339-E	Bracket - use between 12926 & 19740 to remove vibration - air conditioner except hang-on	1	All	58
11350 DRIVE (STARTER MOTOR)				
1CM 11350-C	Stamped "D"	1	All	56/59
11365 PIN (STARTER DRIVE PINION)				
52 11365-B		1	All	56/59
11429 TANK & BRACKET (VACUUM RESERVE)				
	See basic part number 19A566			
11450 RELAY (STARTING MOTOR)				
B6A 11450-A	12 Volt - @2701966	1	All	56/59
11453 WIRING (SEAT REGULATOR SWITCH TO RELAY) JUMPER				
MED 11453-A	Use with 4-way seat - 7" long - connects to seat feed wiring 14A698 and seat motor and solenoid wiring 14692	1	All	59
11505 RELAY (AUXILIARY SWITCH)				
FDT 11505-A	Use with air conditioning	1	All	58
11508 KIT (AUXILIARY STARTER)				
FDL 11508-B	See accessory group for list of components	1	All	56
FDL 11508-B	Use with automatic trans. Accessory (a) consists of the following - ‡(1) FDD-11504-A switch ‡(1) FDL-11506-A wire ‡(1) FDT-11506-A wire ‡(1) FDL-11507-A wire ‡(1) FDT-11507-A wire ‡(1) FDL-11515-A filter ‡(1) FDL-11524-A wire ‡(1) 8BA-17543 tube (2) FAA-18954-A clamp (2) 32794-S8 screw (1) 353376-A3-S connector (1) 354333-S32 clip ‡ Detail of kit not serviced loose	1	All	56
32794-S8	Screw-flat hd. tapping-No. 10-12 x 1/2"-switch to dash panel	1	a	
353376-A3-S	Connector-(T)-1-3/16" x 1-15/16"-tube to intake manifold and vacuum pump	1	a	
354333-S32	Clip-wiring to cowl flange	1	a	

Starter

GROUP AND PART NUMBER	DESCRIPTION, SIZE, ETC.	NO. REQ'D	MODEL OR ENGINE CUBIC INCH DISPLACEMENT	YEAR 19__
11516 SWITCH (STARTER CUTOUT)				
FEK 11516-A	Use with automatic transmission (a)	1	312, 368	57
FEW 11516-A	Use with automatic transmission (a)	1	383, 430	58
371298-S	90° elbow with 1/8"-27 male end connects cutout switch to vacuum lines	1	a	
11528 INDICATOR (POWER BOOSTER FAN)				
FEK 11528-A	Used with ECZ engine only (a)	1	All except 65A, 75A	57
FEK 11528-D	Used with ECZ engine only	1	65A, 75A	57
FEW 11528-A	Aluminum bronze with dull white letters and orange pointer - marked "FAN ON - FAN OFF"	1	All	58
51554-S8	Screw-No. 6-fill. hd. tapp-32 x 3/8 attaches power booster indicator to instrument cluster housing	2	a	
11529 DIAL (POWER BOOSTER INDICATOR)				
FEK 11529-C	Plastic - used with ECZ engine only	1	All	57
11530 MASK (POWER BOOSTER)				
FEK 11530-A	Used with power booster fan with ECZ engine	1	All except 65A, 75A	57
FEK 11530-C		3	65A, 75A	57
11531 COVER (INSTRUMENT CLUSTER POWER BOOSTER DIAL OPENING)				
FEK 11531-E	Clear plastic	1	65A, 75A	57
FEK 11531-F	With "MERCURY" lettering in black	1	All except 65A, 75A	57
11532 COVER (INSTRUMENT CLUSTER POWER BOOSTER FAN INDICATOR OPENING)				
FEK 11532-B	"TURNPIKE CRUISER" white letters	1	65A, 75A, 76B Cruiser Conv.	57
FEW 11532-D	Use when power booster fan is not installed - lettered "MERCURY"	1	All	58
11534 PLATE (INSTRUMENT CLUSTER FAN BOOSTER COVER RETAINER)				
FEK 11534-A	Aluminum - gold	1	All except 65A, 75A	57
11535 WIRING (FAN POWER BOOSTER INDICATOR)				
FEK 11535-B	Used with ECZ engine only	1	All	57
FEW 11535-B		1	All	58
11572 SWITCH (IGNITION)				
B5A 11572-A	Standard and O/drive trans. - ⊕FDH-11572-A For automatic transmission	1	All	56/59
		1	All	56 & 59
FEK 11572-A	For automatic transmission	1	All	57/58
11A572 WIRING (IGNITION SWITCH & HEATER SWITCH)				
B5LY 11A572-A	13-1/4" long-ignition switch to heater switch - ⊕FDL-14338-B	1	All	56
11581 SPRING (IGNITION SWITCH RETAINING)				
1A 11581-B	9/16" free length	1	All	56/58
11582 CYLINDER (IGNITION LOCK)				
BAF 11582-A	With keys	1	All	56/58
PB9M 11582-A	⊕1013028	1	All	59
11584 BEZEL (IGNITION SWITCH)				
FDT 11584-A		1	All	
FEK 11584-D	Use with automatic trans.	1	65A, 75A, 76B Cruiser Conv.	56
FEK 11584-A	Use with standard and O/drive trans.	1	All	57
FEK 11584-B	Use with automatic trans.	1	All except 65A, 75A	57/58
		1	All	57
PB9M 11584-A	⊕2703893	1	All	58
		1	All	59

Starter

GROUP AND PART NUMBER	DESCRIPTION, SIZE, ETC.	NO. REQ'D	MODEL OR ENGINE CUBIC INCH DISPLACEMENT	YEAR 19.....
11597 PLATE (INSTRUMENT CLUSTER CONTROLS MOUNTING)				
B7C 11597-A	Cup shaped - 1-9/16" O.D. x 43/64" deep with (2) tongs - ⊕FEM-11597-A	1	All	58
11604 HOUSING (IGNITION SWITCH LAMP)				
FDK 11604-A		1	All	56
FEK 11604-A		1	All except 65A, 75A, 76B Cruiser Conv.	57
FEK 11606-B	Cover	1	65A, 75A, 76B Cruiser Conv.	57
11A645 ROTOR (LIGHTING SWITCH)				
B9AF 11A645-A		1	58C, 64B	58
		1	All	59
11A646 SPRING (LIGHTING SWITCH ROTOR)				
B9AF 11A646-A		1	58C, 64B	58
		1	All	59
11650 NUT (LIGHTING SWITCH)				
FDK 11650-A		1	All	56
B5C 11650-A	⊕FDM-11650-A	1	65A, 75A, 76B Cruiser Conv.	57
FEK 11650-B		1	All except 65A, 75A, 76B Cruiser Conv.	57
FEW 11650-A	Chrome face - 2-7/8" overall length	1	All	58
PB9M 11650-A	⊕2703960	1	All	59
11A653 ADAPTOR (LIGHTING SWITCH TO NUT)				
B9MY 11A653-A	⊕2700457, ⊕PB9M-11696-A	1	All	59
11654 SWITCH (LIGHTING)				
FDT 11654-A	Headlamps and instrument cluster lights - approx. 3-9/16" long	1	All	56
FEK 11654-A	12 Volt - use with single headlamps - includes 12 amp. circuit breaker	1	All	57
FEK 11654-B	12 Volt - use with quadra lites - includes 18 amp. circuit breaker	1	All	57
B8S 11654-A	⊕FEV-11654-A	1	58C, 64B	58
FEW 11654-C		1	All except 58C, 64B	58
		1	All	59
11661 KNOB & INSERT (LIGHTING SWITCH)				
FDT 11661-A		1	All	56
FEK 11661-A		1	All except 65A, 75A, 76B Cruiser Conv.	57
FEK 11661-B		1	65A, 75A, 76B Cruiser Conv.	57
FEW 11661-E		1	All	58
11663 INSERT (LIGHTING SWITCH KNOB)				
B9MF 11663-A		1	All	59
11666 KNOB (LIGHTING SWITCH) INTERIOR				
PB9M 11666-A	(2) req'd. - standard equipment - air controls (1) req'd. - with heater and/or A/C with climate dial - ⊕2700458	AR	All	59
PB9M 11666-B	(1) for standard equipment (1) for seat-o-matic power seats - ⊕2703204	AR	All	59
89566-S8	Screw-headless set-No. 8-30 x 1/4"	1	a	
11675 SPACER (LIGHTING SWITCH)				
FDK 11675-B		1	All	56
11691 RESISTOR (LIGHTING SWITCH RHEOSTAT)				
FDT 11691-A		1	All	56

Starter

GROUP AND PART NUMBER	DESCRIPTION, SIZE, ETC.	NO. REQ'D	MODEL OR ENGINE CUBIC INCH DISPLACEMENT	YEAR 19__
11692 SPRING (LIGHTING SWITCH RHEOSTAT TENSION)				
B5A 11692-A	⊕FDM-11692-A	1	All	56
FEK 11692-A		1	All	57/58
11693 SEAT (LIGHTING SWITCH RHEOSTAT TENSION SPRING)				
B5A 11693-B	⊕FDM-11693-B	1	All	56
FEK 11693-A		1	All	57/58
11834 PLATE (INSTRUMENT CLUSTER TRIM)				
FEK 11834-C	Lower R. H. side	1	65A, 75A	57
FEK 11834-D	Lower L. H. side	1	65A, 75A	57
FEK 11834-E		2	All except 65A, 75A	57
FEK 11834-F	Upper center	1	65A, 75A	57
FEW 11834-B	Center - aluminum - 17-7/64" long with (2) 3/16" dia. holes at the top approx. 14" between centers	1	All	58

MEMO

Distributor

GROUP AND PART NUMBER	DESCRIPTION, SIZE, ETC.	NO. REQ'D	MODEL OR ENGINE CUBIC INCH DISPLACEMENT	YEAR 19__
12000 KIT (DISTRIBUTOR REPAIR)				
B2Q 12000-B	Consists of the following - (1) FAB-12171-B point set (1) FAA-12200-B rotor (1) FAB-12300-A condenser	1	All	56
B7A 12000-A	Consists of the following - (1) B7A-12171-A arm and breaker assy. (1) B7A-12200-A rotor (1) B7A-12300-A condenser Use with ball bearing type breaker plate distributors only	1	All	57/59
12029 COIL (IGNITION)				
B6A 12029-B	12 Volt - must be used with B7A-12250-A - resistor for 1956 and with B8E-12250-A - resistor for 1957 - ⊕FAC-12029-B (a)	1	All	56/59
20310-S8	Bolt-hex. hd. -5/16"-18 x 1/2"-coil to engine	2	a	
34806-S8	Lockwasher-5/16"-coil to engine	2	a	
34906-S8	Lockwasher-internal tooth-5/16"-coil to dash panel	2	a	
50191-S	Bolt-fill hd. -5/16"-24 x 7/8"-coil to dash panel	2	a	
51888-S7	Screw-pan hd. cross recessed tapping-No. 10-32 x 3/4"-coil to ignition strap	1	a	
12043 STRAP (IGNITION COIL)				
	See basic part number 12044			
12044 STRAP (IGNITION COIL)				
B6A 12043-A	⊕FDT-12043-A (a)	1	312	56/57
B5A 12044-A	⊕FDT-12044-A (a)	1	312, 368	57/58
B8S 12043-B	⊕FFC-12043-A	1	383, 430	58
		1	430	59
27177-S8	Screw-round hd. -No. 10-32 x 1-1/2"-to strap to coil	1	a	
34079-S8	Nut-hex. -No. 10-32-strap to coil	1	a	
12106 HOUSING (DISTRIBUTOR TERMINAL)				
FAB 12106-A		1	All	56
B7A 12106-A	⊕FEK-12106-A	1	All	57/59
12111-2 BRACKET (IGNITION CABLE MOUNTING)				
FAC 12111-A	R. H. (a)	AR	312	56/59
FAC 12112-A	L. H. - with (2) round holes and (1) square hole	AR	312	56/59
FAA 12111-A	R. H. (a)	1	368	57
FAA 12112-A	L. H. - with (2) holes	AR	312, 368	56/59
20328-S	Bolt-hex. hd. -3/8"-16 x 5/8"-wires and bracket to cylinder head	1	a	
34807-S8	Lockwasher-3/8"	1	a	
42719-S	Bolt and washer assy. -hex. hd. -5/16"-18 x 5/8"-spark plug wires and bracket to cylinder block	2	a	
42789-S8	Bolt and washer assy. -hex. hd. -5/16"-18 x 3/4"-spark plug wires and bracket to cylinder block	1	a	
12113 INSULATOR (DISTRIBUTOR TO SPARK PLUG WIRES)				
2N 12113		AR	312, 368, 383, 430	57/59
12120 BUSHING (DISTRIBUTOR BASE)				
7RA 12120-A	Upper - 15/32" I. D. x 3/4" O. D. x 1-3/4" long - bronze	1	All	56
B8QH 12120-A	Upper - 15/32" I. D. x 11/16" O. D. x 1-3/4" long - ⊕FFD-12120-B	1	312, 368, 383, 430	57/59

Distributor

GROUP AND PART NUMBER	DESCRIPTION, SIZE, ETC.	NO. REQ'D	MODEL OR ENGINE CUBIC INCH DISPLACEMENT	YEAR 19__
12127 DISTRIBUTOR (LESS TERMINAL HOUSING & ROTOR)				
B6A 12127-D	⊕FDT-12127-B	1	All	56
B7A 12127-D	Use with ECZ engine only - without tachometer - ⊕FEK-12127-A	1	312	57
B7S 12127-D	With tachometer - ⊕FEK-12127-B	1	312	57
FEK 12127-E	With tachometer	1	368	57
MHK 12127-E	Without tachometer	1	368	57
B9S 12127-B	Ball bearing breaker plate - ⊕FEW-12127-H	1	312, 368	57
			383, 430	59
FEW 12127-E	Without tachometer	1	383, 430	58
B9A 12127-B	With ball bearing type breaker plate	1	312	59
B9AF 12127-B	With pivot type breaker plate - also used for export	1	312	59
B9MF 12127-B	With pivot type breaker plate	1	383, 430	59
12127 KIT (DISTRIBUTOR & WIRING)				
MHK 12127-A	Use with tachometer	1	368	57
MHK 12127-C	NS-Service details with tachometer	1	312	57
MHK 12127-D	NS-Service details without tachometer	1	312	57
12130 BASE (DISTRIBUTOR)				
FAB 12130-A		1	All	56
12143 SEAL (DISTRIBUTOR BASE TO CYLINDER BLOCK)				
B8A 12143-A	Rubber - tapered outer edge - 1-37/64" I.D. x 2" O.D. x 7/32" thick - ⊕FEU-12143-A	1	383, 430	58/59
12144 CLAMP (DISTRIBUTOR TERMINAL HOUSING)				
B7A 12144-A	⊕FEK-12144-A	2	312, 383, 430	59
12145 RIVET (DISTRIBUTOR CAP CLAMP)				
B 12145	7/64" x 15/16"	2	312, 368, 383, 430	56/59
12146 RETAINER (BREAKER PLATE)				
B7A 12146-A	Use with ball bearing type breaker plate - ⊕FEK-12146-A	2	312, 368, 383, 430	56/59
12151 PLATE (DISTRIBUTOR BREAKER)				
B6A 12151-A	⊕FDT-12151-A	1	All	56
B7A 12151-A	Use with ball bearing type breaker plate - ⊕FEK-12151-A	(a) 1	312, 368, 383, 430	57/59
B9AF 12151-A	Lower - use with pivot type breaker plate	1	312, 383, 430	59
B9AF 12151-B	Upper - use with pivot type breaker plate	1	312, 383, 430	59
33112-S7	Screw-rd. hd. tapping-No. 10-16 x 3/8"	2	a	
12171 POINT SET (DISTRIBUTOR)				
FAB 12171-B	Consists of the following - (1) breaker arm assy. (1) contact point and bracket assy.	(a) 1	All	56
B7A 12171-A	Consists of the following - ⊕FEK-12171-A (1) breaker arm assy. (1) contact point and bracket assy.	1	312, 368, 383, 430	57/59
34051-S8	Nut-hex. -No. 6-32-breaker arm and spring assy. to contact bracket assy.	1	a	
352456-S8	Washer-flat-3/16"-distributor bracket stud to distributor bracket and control assy. breaker plate	1	a	
355067-S8	Screw & lockwasher assy. -fill hd. tap. - No. 8-32 x 5/16"-distributor breaker arm and bracket assy. and distributor breaker ground wire to distributor	2	a	

Distributor

GROUP AND PART NUMBER	DESCRIPTION, SIZE, ETC.	NO. REQ'D	MODEL OR ENGINE CUBIC INCH DISPLACEMENT	YEAR 19__
12175 SHAFT (DISTRIBUTOR)				
B5A 12175-A	⊕FDJ-12175-A	1	All	56
B7A 12175-A	10-25/32" long without tachometer - ⊕FEK-12175-A	1 1	All except 65A, 75A 312	57 58/59
B8A 12175-A	9-13/16" long - ⊕FEU-12175-A	1	383, 430	58/59
B9AF 12175-B	Alternate with B7A-12175-A	1	312	59
12177 RETAINER (DISTRIBUTOR CAM)				
B7A 12177-A	⊕8EL-12177	1	312, 368, 383, 430	57/59
12179 WASHER (DISTRIBUTOR SHAFT THRUST)				
B7A 12179-A	Upper - 5/16" I.D. x 11/16" O.D. x 1/64" thick - ⊕FEK-12179-A	1	312, 368, 383, 430	57/59
12188 WEIGHT (DISTRIBUTOR)				
B7A 12188-A	⊕FEK-12188-A	2	312, 368, 383, 430	57/59
12191-2 SPRING (DISTRIBUTOR WEIGHT)				
7RA 12192	Primary - away from diaphragm	1	All	56
B7A 12191-B	Secondary - (8) coils - 1" free length - ⊕FEH-12191-C	1	383, 430	57/58
B7A 12191-E	Secondary 9-1/2 coils - 1" free length - ⊕FEK-12191-A	1	312	57/58
B8A 12192-B	Primary - 10-1/2 coils - 25/32" free length - prior to job 8861 on 383 C. I. D. - ⊕FEL-12192-A after job 8860 - ⊕FFA-12192-A	1 1	312, 368, 383 312	57/58 59
B8A 12191-A	Secondary - 9-1/2 coils - 1" free length - ⊕FEW-12191-A	1	383, 430	58/59
B8A 12192-A	Primary - 11-1/2 coils - 27/32" free length	1	383, 430	58/59
B8QH 12192-B	Primary 11-1/2 coils - ⊕FFD-12192-B When distributor FEW-12127-H is used	1 1	383, 430 383, 430	58 59
B8QH 12192-C	Primary 12 coils - ⊕FEU-12192-A- also used for export When distributor FEW-12127-H is used	1 1	383, 430 383, 430	58 59
B7A 12191-A	Secondary - ⊕FEH-12127-B	1	312	59
12195 COLLAR (DISTRIBUTOR SHAFT)				
7HA 12195	Without tachometer (a)	1	312, 368, 383, 430	56/59
61489-S	Rivet-solid button hd. -1/8" x 13/16"-collar to shaft-without tachometer	1	a	
353925-S	Pin-1/8" x 3/4"	AR	a	
12200 ROTOR (DISTRIBUTOR)				
FAA 12200-B		1	All	56
B7A 12200-A	⊕FEK-12200-A	1	312, 368, 383, 430	57/59
12202 STOP (DISTRIBUTOR VACUUM ADVANCE)				
B7A 12202-A	Moulding compound - ⊕FEH-12202-A	1 1	368, 383, 430 312, 383, 430	57/58 59
B7A 12202-B	Moulding compound - 1" long - ⊕FEL-12202-B	1	312	57/58
FEW 12202-A	Moulding compound - 57/64" long	1	383	58
FEW 12202-B	Moulding compound - 29/32" long - use with FEW-12127-E distributor only	1	383, 430	58
FFA 12202-A	Moulding compound - 31/32" long	1	383, 430	58

Distributor

GROUP AND PART NUMBER	DESCRIPTION, SIZE, ETC.	NO. REQ'D	MODEL OR ENGINE CUBIC INCH DISPLACEMENT	YEAR 19__
12210 CAM (DISTRIBUTOR)				
B7A 12210-A	⊕FEK-12210-A With ball bearing type breaker plate	1 1	312, 368, 383, 430 312, 383, 430	57/58 59
B9AF 12210-A	Use with pivot type breaker plate	1	312, 383, 430	59
12213 SPRING (DISTRIBUTOR SHAFT)				
OBA 12213		1 1	All 312	56 58
12216 WIRE (DISTRIBUTOR TERMINAL PRIMARY)				
B6A 12216-A	⊕FDS-12216-A (a)	1	All	56
B7A 12216-B	3-5/8" long - ⊕FEK-12216-B condenser assy. to breaker arm and bracket With ball bearing type breaker plate	(a) 1	312, 368, 383, 430 312, 383, 430	57/58 59
B9AF 12216-A	Use with pivot type breaker plate	1	312	59
B9MF 12216-A	Use with pivot type breaker plate	1	383, 430	59
34051-S8	Nut-hex. -No. 6-32-terminal primary assy. and condenser assy. to breaker arm and bracket	1	a	
34079-S8	Nut-hex. -No. 10-32 distributor primary assy. to distributor base	1	a	
34801-S7	Lockwasher-No. 6-terminal primary and condenser assy. to breaker arm and bracket	1	a	
350032-S	Screw-spec. hd. -No. 10-32 x 27/32"-primary assy. to distributor base	1	a	
351256-S8	Washer-flat-No. 10 distributor primary assy. to distributor base	1	a	
12225 SPRING (DISTRIBUTOR DIAPHRAGM)				
B7A 12225-A	(9)-coils-35/64" O. D. x 1-21/32" long-early models - ⊕FEH-12225-A	1	312	57/58
B7A 12225-B	(9)-coils-35/64" O. D. x 1-11/32" long-late models - ⊕FEL-12225-A	1 1	368, 383, 430 312, 383, 430	57/58 59
B7A 12225-C	(9)-coils-35/64" O. D. x 1-7/16" long - early models - ⊕FEH-12225-B	1	383, 430	58
12225 SPRING (DISTRIBUTOR WEIGHT) SECONDARY				
8EQ 12225	Near diaphragm	1	All	56
12226 TUBE (DISTRIBUTOR VACUUM)				
ECZ 12226-A	Without compression nut - distributor to carburetor (a, c)	1	All	56
ECZ 12364-A	Distributor to elbow - secondary - with nut for flared type seat (c)	1	All	56
MC 22396-B	Connector - brake booster manifold hose to manifold - used with power brakes	1	All	56
B7A 12226-F	Use with Carter carburetor - ⊕ECG-12226-C	1	312	57
ECU 12226-C	Without tachometer	1	368	57
ECV 12226-B	With tachometer	1	368	57
ECZ 12226-C	Use with Holley carburetor	1	312	57
ECZ 12226-D	Use with Holley carburetor	1	312	57
B7A 12226-G	Use with ECZ engine only - with Holley carburetor - ⊕ECG-12226-D (a)	1	312	57/58
PB8M - 12226-A	⊕5750611	1	430	58

CONTINUED ON NEXT PAGE

Distributor

GROUP AND PART NUMBER	DESCRIPTION, SIZE, ETC.	NO. REQ'D	MODEL OR ENGINE CUBIC INCH DISPLACEMENT	YEAR 19__
12226 TUBE (DISTRIBUTOR VACUUM) CONTINUED				
EDG 12226-D	Use with Holley carburetor	1	383, 430	58
EDG 12226-B	NS-use with P. E. M. D. carburetor - cut 27-1/2"(b) from 8C-2269-B and use (2) 351112-S fittings for (4) venturi carburetor	1	383	58/59
B9ME 12226-A	NS-cut 24" from 8C-2269-B and use (2) 351112-S fittings for (2) venturi carburetor	1	312	58/59
PB9M 12226-A	NS-cut 24-3/4" from 8C-2269-B and use (2) 351112-S fittings - also used for export - ⊕5751782	1	430	59
PB9M 12226-B	NS-cut 28-1/2" from 8C-2269-B and use (2) 351112-S fittings for 2 venturi carburetor	1	383	59
351112-S	Screw-compression sleeve type-3/8"-24 x 9/16" to attach vacuum tube to ignition distributor and carburetor	2	a	
354964-S	Elbow-distributor vacuum pipe and fuel pump vacuum pipe-brass-1/4"-8-pipe thread x 3/8"-24 and 7/16"-24 tapped holes	1	c	
358165-S	Connector-1/8"pipe thread-attaches vacuum tube to carburetor-use with ECZ engine only	1	a	
358711-S	Screw-compression tube-3/8"-24 x 15/16"-distributor vacuum tube to carburetor	1	a	
359546-S8B	Connector-threaded sleeve-3/16" tube-attaches distributor vacuum tube to distributor	1	a, b	
12230 SCREW (DISTRIBUTOR BRACKET LOCK)				
B7A 12230-A	Round head - No. 8-32 x 21/64" overall length - ⊕FEK-12230-A (2) to attach breaker arm & bracket to distributor breaker (1) to attach condenser to distributor breaker	AR	312, 368, 383, 430	57/59
12233 BUSHING (DISTRIBUTOR PRIMARY TERMINAL)				
7RA 12233		1	All	56
B7A 12233-A	Use on distributors with ball bearing type breaker plate - not req'd. with pivot type - ⊕FEK-12233-A	1	312, 368, 383, 430	57/59
12234 INSULATOR (DISTRIBUTOR PRIMARY TERMINAL)				
B7A 12234-B	Fabric - ⊕FDS-12234-B With ball bearing type breaker plate - not req'd. with pivot type	1	312, 368, 383, 430	56/58
		1	312, 383, 430	59
B7A 12234-A	Paper - ⊕FEK-12234-A	1	312, 368	57
12250 RESISTOR (IGNITION COIL)				
B7A 12250-A	12 Volt - must be used with B6A-12029-B - ⊕FEH-12250-A	1	312	56/58
B8A 12250-A	12 Volt - must be used with B6A-12029-B - ⊕FEU-12250-C	1	383, 430	58
		1	All	59

Distributor

GROUP AND PART NUMBER	DESCRIPTION, SIZE, ETC.	NO. REQ'D	MODEL OR ENGINE CUBIC INCH DISPLACEMENT	YEAR 19__
12259 KIT (SPARK PLUG & COIL HIGH TENSION WIRES)				
MGK 12259-A	Consists of the following - (10) 2N-12113 insulator (1) FDJ-12282-A wire - No. 5 (1) FDJ-12283-A wire - No. 2 (1) FDJ-12284-A wire - No. 3 (1) FDJ-12285-A wire - No. 6 (1) FDJ-12286-A wire - No. 1 (1) FDJ-12287-A wire - No. 4 (1) FDJ-12295-A wire - No. 7 (1) FDJ-12296-A wire - No. 8 (1) 8EL-12298-A wire - coil to distributor	1	All	56
HHK 12259-B	Consists of the following - (10) 2U-12113 insulator (1) FEL-12282-A wire - No. 5 (1) FEL-12283-A wire - No. 2 (1) FEL-12284-A wire - No. 3 (1) FEL-12285-A wire - No. 6 (1) FEL-12286-A wire - No. 1 (1) FEL-12287-A wire - No. 4 (1) FEL-12295-A wire - No. 7 (1) FEL-12296-A wire - No. 8 (1) FFC-18811-B suppressor	1	All	57
HJK 12259-D	Consists of the following - (10) 2N-12113 insulator (1) FEW-12282-D wire - No. 5 (1) FEW-12283-D wire - No. 2 (1) FEW-12284-D wire - No. 3 (1) FEW-12285-D wire - No. 6 (1) FEW-12286-D wire - No. 1 (1) FEW-12287-D wire - No. 4 (1) FEW-12295-D wire - No. 7 (1) FEW-12296-D wire - No. 8 (2) FEU-12297-B separators (1) FFC-18811-B suppressor (8) 358292-S grommets	1	All except 312	58/59
B8A 12259-C	Radio suppression - Consists of the following - (10) 2N-12113 insulator (1) FEU-12282-C wire - No. 5 (1) FEU-12283-C wire - No. 2 (1) FEU-12284-C wire - No. 3 (1) FEU-12285-C wire - No. 6 (1) FEU-12286-C wire - No. 1 (1) FEU-12287-C wire - No. 4 (1) FEU-12295-C wire - No. 7 (1) FEU-12296-C wire - No. 8 (1) FFC-18811-B suppressor	1	312	59
12264 WIRE (DISTRIBUTOR BREAKER GROUND)				
7RA 12264	4" long	1	All	56
B7A 12264-A	2" long - ⊕FEK-12264-A	1	312, 368, 383, 430	57/59
355067-S8	Screw and lockwasher assy. -fill hd. tapping- No. 8-32 x 5/16"-ground wire to distributor base	1	a	

Distributor

GROUP AND PART NUMBER	DESCRIPTION, SIZE, ETC.	NO. REQ'D	MODEL OR ENGINE CUBIC INCH DISPLACEMENT	YEAR 19__
12270 CLAMP (DISTRIBUTOR)				
FAA 12270-A		(a) 1	312, 368	56/59
C1VF 12270-A		1	383, 430	58/59
33798-S8	Nut-hex. -5/16"-24-clamp to cylinder block	1	a	
34806-S7	Lockwasher-5/16"	1	a	
42848-S8	Bolt and lockwasher assy. -hex. hd. -5/16"-18 x 1-1/8"-clamp to cylinder block	1	a	
12282 WIRING (DISTRIBUTOR TO SPARK PLUG) #5				
FES 12282-A		1	312	57
FEL 12282-A	Approx. length 45-3/4"	1	All except 65A, 75A	57
		1	312	59
12283 WIRING (DISTRIBUTOR TO SPARK PLUG) #2				
FEK 12283-A		1	65A, 75A	57
FEL 12283-A	Approx. length 31-3/4" - use on all models except 65A and 75A with ECU engines	1	368	57
		1	312	59
12284 WIRING (DISTRIBUTOR TO SPARK PLUG) #3				
FEL 12284-A	Approx. length 30-1/4" - use on all models except 65A and 75A with ECU engines	1	368	57
		1	312	59
FEW 12284-D		1	383, 430	58/59
12285 WIRING (DISTRIBUTOR TO SPARK PLUG) #6				
FDJ 12285-A	No. 6 - also serviced in 12259 kit	1	All	56
FEK 12285-A		1	65A, 75A	57
FEL 12285-A	Approx. length 42-1/2" - use on all models except 65A and 75A with ECU engines	1	368	57
		1	312	59
FEW 12285-D		1	383, 430	58/59
12286 WIRING (DISTRIBUTOR TO SPARK PLUG) #1				
FDJ 12286-A	No. 1 - also serviced in 12259 kit	1	All	56
FDM 12286-A		1	312	57
FEL 12286-A	Approx. length 36-1/2" - use on all models except 65A and 75A with ECU engines	1	368	57
		1	312	59
12287 WIRING (DISTRIBUTOR TO SPARK PLUG) #4				
FDJ 12287-A	No. 4 - also serviced in 12259 kit - also see 12295-6	1	All	56
FEK 12287-A		1	368	57
FEL 12287-A	Approx. length 26-1/2" - use on models 65A and 75A with ECZ engines and on models with ECU engines except 65A and 75A	1	312, 368	57
		1	312	59
FEW 12287-D		1	383, 430	58/59

Distributor

GROUP AND PART NUMBER	DESCRIPTION, SIZE, ETC.	NO. REQ'D	MODEL OR ENGINE CUBIC INCH DISPLACEMENT	YEAR 19__
12295 WIRING (DISTRIBUTOR TO SPARK PLUG) #7				
FDJ 12295-A	No. 7 - also serviced in 12259 kit	1	All	56
FEK 12295-A		1	65A, 75A	57
FEL 12295-A	Also serviced in 12259 kit - approx. length 35-3/4"	1	All except 65A, 75A	57
		1	312	59
12296 WIRING (DISTRIBUTOR TO SPARK PLUG) #8				
FDJ 12296-A	No. 8 - also serviced in 12259 kit - Also see 12285-7	1	All	56
FEK 12296-A		1	368	57
FEL 12296-A	37" long	1	312	58/59
FEW 12296-D		1	383, 430	58/59
12297 GROMMET (IGNITION CABLE)				
B7Q 12297-A	Separator - 3/16" dia. center hole - (4) slotted holes - ⊕FDS-12297-B	1	368	57
B6A 12297-A	Separator - 2-11/64" long - (4) slotted holes - ⊕FDS-12297-A	2	368	57
		2	312	59
FAA 12297-A	1-9/32" x 1-9/32" x 1-1/4"	AR	368	57
		AR	312	59
FAA 12297-C	23/32" x 2-1/4" x 1-1/4"	1 or 2	368	57
		AR	312	59
FEU 12297-A	Separator - (4) slotted holes - 17/64" dia.	2	383, 430	58
B8Q 12297-A	⊕FEU-12297-B	2	All except 312	58
		2	383, 430	59
12299 SHIELD (SPARK PLUG & IGNITION WIRE HEAT)				
B5A 12299-A	⊕EBY-12299-B	4	312	56/59
EAD 12299-B		4	368	57
12300 CONDENSER (DISTRIBUTOR)				
FAB 12300-A		1	All	56
B7A 12300-C	With ball bearing type breaker plate - (a) ⊕B9FA-12300-A	1	312, 368, 383, 430	57/59
B9AF 12300-A	Use with pivot type breaker plate	1	312, 383, 430	59
355067-S8	Screw and lockwasher assy. -fill hd. tapping-No. 8-32 x 5/16"-condenser to breaker plate	1	a	
12320 GASKET (DISTRIBUTOR DIAPHRAGM VACUUM CONNECTION)				
B7A 12320-A	⊕8EL-12320	1	312, 368, 383, 430	57/59
12361 CLAMP (DISTRIBUTOR TO SPARK PLUG WIRING MOUNTING BRACKET)				
FAA 12361-A		1	312, 368	56/57
		1	312	59
12370 DIAPHRAGM (DISTRIBUTOR)				
B6A 12370-B	Double type - with die cast secondary housing - (a) ⊕FDT-12370-B	1	All	56
B7A 12370-A	⊕FEK-12370-A	(b) 1	312, 368, 383, 430	57/58
B7A 12370-C	With ball bearing type breaker plate - ⊕B9FA-12300-A	1	312, 383, 430	59
B9AF 12370-A	Use with pivot type breaker plate	1	312, 383, 430	59
43243-S8	Screw and washer assy. -pan hd. -No. 8-32 x 3/4"-diaphragm to distributor base	2	b	
353610-S8	Retainer spring-diaphragm rod-7/16" long	1	a	

Distributor

GROUP AND PART NUMBER	DESCRIPTION, SIZE, ETC.	NO. REQ'D	MODEL OR ENGINE CUBIC INCH DISPLACEMENT	YEAR 19__
12388 RETAINER (DIAPHRAGM ROD)				
B7A 12388-A	⊕8EL-12388	1	312, 368, 383, 430	57/59
12390 GEAR (DISTRIBUTOR DRIVEN)				
FAE 12390-A	14 teeth - use without tachometer	(a) 1	312	56/59
FAB 12390-C	15 teeth	(a) 1	368	57
FEW 12390-A	16 teeth	(a) 1	383, 430	58/59
61489-S	Rivet-solid button hd. -1/8" x 13/16"-gear to distributor shaft	1	a	
12405 PLUG (SPARK)				
B7A 12405-B	Also used for export - ⊕FEH-12405-A	8	312	56/59
B8A 12405-PAK	Consists of the following - (10) 7RA-12405 plug (10) B5A-12405-B plug (20) B7A-12405-B plug (10) B8A-12405-A plug (1) special spark plug wrench	AR	All	57/59
B8A 12405-A	⊕FEU-12405-A	8	383, 430	58/59
B9A 12405-PAK	Consists of the following - ⊕59LK-12405-A (4) FEH-12405-A plugs (1) socket	AR	312	59
12410 GASKET (SPARK PLUG)				
01A 12410-A	Use as oil pan drain plug gasket	1	All	59
12429 PIN (INSTRUMENT CLUSTER HOUSING RETAINER)				
PB9M 12429-A	⊕2700813	2	All	59
12476 SEAL (DISTRIBUTOR SHAFT OIL)				
FAA 12476-A	Rubber - use with tachometer	1	312, 368	57
12523 BRACKET (HEATER TEMPERATURE REGULATOR CONTROL MOTOR MOUNTING)				
FEW 12523-A	Use w/heater w/vacuum control	1	All	58
12526 MOTOR (AIR CONDITIONER & HEATER CONTROL VACUUM)				
	See basic group number 18A318			
12528 BRACKET (AIR CONDITIONER & HEATER DEFROSTER DOOR CONTROL MOTOR MOUNTING)				
FEW 12528-B	For heater w/vacuum controls	1	All	58
PB8M 12528-A	For A/cond. and heater w/vacuum controls - ⊕MED-FEW-12528-A	1	All	58
12530 KIT (AIR CONDITIONER AIR VENT)				
FEK 12530-A		1	All except 65, 75	57
FEK 12530-B		1	65, 75	57

Distributor

GROUP AND PART NUMBER	DESCRIPTION, SIZE, ETC.	NO. REQ'D	MODEL OR ENGINE CUBIC INCH DISPLACEMENT	YEAR 19_____
12533 BRACKET (HEATER BLOWER DOOR MOTOR MOUNTING)				
FEW 12533-A	For heater and/or A/cond. with vacuum controls	1	All	58
12536 BUSHING (ANTENNA DRIVE CONTROL)				
FFA 12536-A	Electric	1	All	58
12542 STUD (ANTENNA MOTOR MOUNTING)				
FFA 12542-A	Electric	2	All	58
12546 VALVE & MOTOR (HEATER TEMPERATURE REGULATOR)				
FEW 12546-B	For heater only	1	All	58
FEW 12546-C	For air conditioner except hang-on	1	All	58
12551 MOTOR & REGULATOR (HEATER TEMPERATURE)				
FEW 12551-A	Use with heater with vacuum control	1	All	58
12557 SWITCH & BRACKET (POWER BOOSTER FAN INDICATOR)				
FEW 12557-A		1	All	58
12569 TEE (POWER LUBRICATION VACUUM RESISTOR)				
FEW 12569-A		(a) 1	All	58
354675-S	Tee	1	a	
12574 REGISTER (HEATER AIR)				
FEW 12574-A	For air conditioner except hang-on	1	All	57/58
12591 ADAPTOR (AIR CONDITIONER & HEATER PLENUM CHAMBER)				
FEW 12591-A		1	All	58
12596 GASKET (AIR CONDITIONER COMPRESSOR CRANKSHAFT) SEAL PLATE				
EDB 12596-A		1	All	58/59
12621 COVER (AIR CONDITIONER AIR OUTLET HOSE)				
FEW 12621-A		1	All	58
12623 CABLE & ROD (ANTENNA CONTROL)				
FFA 12623-A	Inner - use with electric antenna	1	All	58
12633 CAP (AIR CONDITIONER COMPRESSOR VALVE SEAL)				
FFC 12633-A		1	All	58
12638 WIRING (STARTER CIRCUIT JUMPER)				
FEW 12638-A	NS-Use with standard trans. - built after 4-1-58 - cut from No. 18 gage wire and use (2) terminals	1	All	58
FEW 12638-B	With automatic trans. - built prior to 12-16-57	1	58C, 64B	58
PB8M 12638-A	With automatic trans. - built after 12-16-57	1	58C, 64B	58
PB9M 12638-A	Use with standard trans. - @2704209	1	All	59

Distributor

GROUP AND PART NUMBER	DESCRIPTION, SIZE, ETC.	NO. REQ'D	MODEL OR ENGINE CUBIC INCH DISPLACEMENT	YEAR 19__
12665 HOSE (AIR CONDITIONER EVAPORATOR TO REGISTER)				
FEW 12665-A	R.H. - 39-3/4" to 40-1/4" long extended	1	All	58
FEW 12665-B	L.H. - 30-1/2" to 31" long extended	1	All	58
12680 DOOR (AIR CONDITIONER AIR OUTLET)				
FEW 12680-A		2	All	58
12684 RING (EVAPORATOR FRONT REGISTER)				
B9FM 12684-A	For hang-on A/cond.	1	All	59
12688 VENTURI (AIR CONDITIONER EVAPORATOR)				
FEK 12688-A	For hang-on air conditioner	1	All	57/58
12704 CABLE (RADIO ANTENNA LEAD-IN)				
FEW 12704-A	Extension - for air conditioner	1	All	58
12738 SLIDE (WINDSHIELD WIPER MOTOR CONTROL)				
BAF 12738-A	Plastic	1	All	58
12739 CONNECTOR (WINDSHIELD WASHER HOSE VENTING)				
BAF 12739-A	Nylon	1	All	58
12740 CONNECTOR (WIRING)				
	See basic part number 14455			
12808 PLATE (CARBURETOR AIR CLEANER AIR DUCT OPENING COVER) FRONT				
BAF 12808-A	7-3/32" long x 4-23/64" wide with (6) 9/64" dia. holes - steel 1/32" thick	1	312	58
12809 PLATE (CARBURETOR AIR CLEANER AIR DUCT OPENING COVER) REAR				
BAF 12809-A	4-7/32" I.D. x 6" O.D. x 1/32" thick - steel	1	312	58
12811 RETAINER (REAR VIEW OUTSIDE MIRROR CONTROL FEMALE)				
BAF 12811-A	Chrome	1	All	58
12812 KNOB (REAR VIEW OUTSIDE MIRROR REMOTE CONTROL)				
BAF 12812-A		1	All	58
PB9M 12812-A	⊕1014414	1	All	59
12813 CAP (WINDSHIELD WIPER SELECTOR VALVE)				
BAF 12813-A		1	58C, 64B	58
12814 SHIM (LICENSE PLATE MOUNTING BRACKET TO BUMPER)				
BAF 12814-A	Rear - use with space carrier kit	1	All except 56, 77	57/58

Distributor

GROUP AND PART NUMBER	DESCRIPTION, SIZE, ETC.	NO. REQ'D	MODEL OR ENGINE CUBIC INCH DISPLACEMENT	YEAR 19_____
12819 SHIM (HOOD HINGE TO FENDER)				
PB9M 12819-A	⊕1017369	2	All	58/59
12850 CLIP (JACK HOLD DOWN SPRING RETAINING)				
BAE 17145-A		2	All	57/58
BAF 12850-B	Center	1	56,77	58
12856-7 BRACE (SPARE WHEEL CARRIER HINGE BUMPER)				
BAF 12856-A	R. H.	1	All except 56,77	58
BAF 12857-A	L. H.	1	All except 56,77	58
12861 SHIELD (RADIATOR SPLASH)				
	See basic part number 8A095			
12864 BRACKET (RADIATOR GRILLE FRAME MOUNTING) UPPER				
BAF 12864-A		4	All except 58C, 64B	58
12866-7 BRACE (FRONT FENDER EXTENSION TO RADIATOR SUPPORT)				
BAF 12866-A	R. H.	1	All except 58C, 64B	58
BAF 12867-A	L. H.	1	All except 58C, 64B	58
12868-9 BRACE (FRONT FENDER APRON TO FENDER LOWER) REAR				
BAF 12868-A	R. H.	1	All	58
BAF 12869-A	L. H.	1	All	58
12870-1 BRACKET (RADIATOR SPLASH SHIELD TO FRONT BUMPER OUTER) LOWER				
BAF 12870-A	R. H.	1	All	58
BAF 12871-A	L. H.	1	All	58
12872-3 ORNAMENT (HOOD TOP) REAR				
BAF 12872-A	R. H.	3	All	58
BAF 12873-A	L. H.	3	All	58
12874-5 MOULDING (FRONT FENDER FRONT) OUTER				
BAF 12874-A	R. H. - 4-5/8" long	1	56A,57A,58A,C,63A,64A,B,77A,B,C,D	58
BAF 12875-A	L. H. - 4-5/8" long	1	56A,57A,58A,C,63A,64A,B,77A,B,C,D	58
12882 BASKET (LITTER)				
	See basic part number 18348			
12902-3 CASE (HEADLAMP) LOWER				
FEK 12902-A	R. H. - for quadra lites	1	All	57
FEK 12903-A	L. H. - for quadra lites	1	All	57
12904-5 CASE (HEADLAMP) UPPER				
FEK 12904-A	R. H. - used for quadra lites	1	All	57
FEK 12905-A	L. H. - used for quadra lites	1	All	57

Distributor

GROUP AND PART NUMBER	DESCRIPTION, SIZE, ETC.	NO. REQ'D	MODEL OR ENGINE CUBIC INCH DISPLACEMENT	YEAR 19_____
12906-7 EXTENSION (HEADLAMP LOWER CASE)				
FEK 12906-A	R. H. - for quadra lites	1	All	57
FEK 12907-A	L. H. - for quadra lites	1	All	57
12908-9 EXTENSION (HEADLAMP UPPER CASE)				
FEK 12908-A	R. H. - for quadra lites	1	All	57
FEK 12909-A	L. H. - for quadra lites	1	All	57
12914-5 BRACKET (HEADLAMP CASE LOWER MOUNTING)				
BAE 12914-A	R. H. - outer - use with quadra lites	1	All	57
BAE 12915-A	L. H. - outer - use with quadra lites	1	All	57
BAE 12917-A	L. H. - inner - use with quadra lites	1	All	57
12967 ADAPTOR (AIR CONDITIONER EVAPORATOR AIR OUTLET)				
FEW 12967-A	Aluminum	1	All	58
12970 HOSE (HEATER & AIR CONDITIONER VACUUM CONTROL)				
FEW 12970-A	25' Roll .070" I.D. x .180" O.D. - cut to required length	AR	All	58/59
12981-2 BRACKET (DAMPER VENT AIR VALVE MOTOR MOUNTING)				
FEW 12981-A	R. H. - heater and/or A/cond. w/vacuum controls	1	All	58
FEW 12982-A	L. H. - heater and/or A/cond. w/vacuum controls	1	All	58
12992 BRACKET (AIR CONDITIONER & HEATER CONTROL MOTOR)				
FEW 12992-A	For air conditioner except hang-on	1	All	58
12997 BRACKET (AIR CONDITIONER & HEATER AIR INLET DUCT DOOR MOTOR MOUNTING)				
FEW 12997-A	For heater and A/cond. w/vacuum controls	1	All	58
12999 BRACKET (AIR CONDITIONER EVAPORATOR CASE DAMPER DOOR MOTOR MOUNTING)				
FEW 12999-A	For air conditioner with vacuum controls	1	All	58

Lamps And Wiring

13007 BULBS (HEADLAMP)				
CODF 13007-A	Sealed beam headlamp - 12 volt - 7" dia. - (a) ⊕FEG-13007-A	2	All	56/57
B8A 13007-A	Headlamp low beam - 5-3/4" dia. - ⊕FEK-13007-A	2	All	57/59
B8A 13007-B	Headlamp high beam - 5-3/4" dia. - ⊕FEK-13007-B	2	All	57/59
52735-S8	Screw-cr. rec. pan hd. tapping-No. 10-12 x 5/8"- headlamp and gasket to R. H. and L. H. front fender	8	a	
355768-AS2	Nut-speed-No. 10-headlamp and gasket to fender	8	a	
13008-9 HEADLAMP (LESS WIRING)				
	See basic part number 13035			

Lamps And Wiring

GROUP AND PART NUMBER	DESCRIPTION, SIZE, ETC.	NO. REQ'D	MODEL OR ENGINE CUBIC INCH DISPLACEMENT	YEAR 19__
13015 RING (HEADLAMP BULB RETAINING)				
11A 13015-A	Rustless steel (a)	2	All	56/57
B8A 13015-B	Steel - with quadra lites - ⊕FET-13015-B (b)	4	All	57/59
52600-S8	Screw-No. 8-18 x 3/8"-ring to headlamp adjusting R. H. and L. H.	AR	b	
352525-S8	Screw-fill. hd. -No. 8-32 x 3/8"-ball ring to bulb retaining ring	6	a	
13021 BRACKET (HEADLAMP ADJUSTING NUT)				
FDA 13021-A		4	All	56
13031 SPRING (HEADLAMP BALL RING)				
11A 13031	Approx. 2-1/2" free length - (14) coils	2	All	56
B7A 13031-A	⊕FEG-13031-B	2	All	57
B8A 13031-A	For quadra lites - ⊕FET-13031-A	4	All	57/59
13032 SCREW (HEADLAMP ADJUSTING)				
8A 13032	1/4"-28 x 1-5/8"	4	All	56/58
B9A 13032-A	⊕2701575	4	All	56/59
B8A 13032-A	For quadra lites - ⊕FEK-13032-A	4	All	57
13035 HEADLAMP (LESS WIRING)				
FDH 13008-A	Less wiring (b)	2	All	56
COSF 13035-A	R. H. - less wiring - for quadra lites (a)	1	All	57
B8S 13035-A	L. H. - less wiring - for quadra lites - ⊕FEY-13035-A (a)	1	All	57
FEK 13008-D	Less wiring - used for standard lights (a)	2	All	57
FEW 13008-G	Less wiring - high beam - inner (a)	2	All	58
FEW 13008-H	Less wiring - low beam - outer (a)	2	All	58
B9C 13008-A	R. H. - ⊕B9FM-13008-A	1	All	59
B9TZ 13035-A	L. H. - ⊕B9FM-13035-A, ⊕B9C-13009-A	1	All	59
32930-S7	Screw-cross recessed pan-hd. tapping-No. 8-15 x 5/8"-headlamp and gasket to fenders	AR	a	
45174-S8	Nut-spring tap. -No. 8-15-headlamp assy. and gasket to R. H. and L. H. front fender	AR	a	
52735-S8	Screw-cr. rec. pan hd. tapping-No. 10-12 x 5/8"-headlamp and gasket to R. H. and L. H. front fender	8	b	
355768-AS2	Nut-speed-No. 10-headlamp and gasket to R. H. and L. H. front fenders	8	b	
13037 RING (HEADLAMP BALL)				
FAA 13037-A		(a) 2	All	56
352525-S8	Screw-fill. hd. -No. 8-32 x 3/8"-ball ring to bulb retaining ring	6	a	
13041 RING (HEADLAMP BALL)				
B8A 13041-A	⊕FEK-13041-A	2	All	57
13041 RING (HEADLAMP ADJUSTING - LOW BEAM)				
FEK 13041-A	R. H. - for quadra lites	1	All	57
B8A 13041-A	L. H. - for quadra lites - ⊕FEK-13046-A	1	All	57
FEW 13041-A	Low beam - includes adjusting screws	2	All	58
B9A 13041-A	R. H. - ⊕2700359	1	All	59
B9A 13041-B	L. H. - ⊕2700365	1	All	59

Lamps And Wiring

GROUP AND PART NUMBER	DESCRIPTION, SIZE, ETC.	NO. REQ'D	MODEL OR ENGINE CUBIC INCH DISPLACEMENT	YEAR 19__
13044 GASKET (HEADLAMP MOUNTING)				
FAA 13044-A		2	All	56
B7A 13044-A	⊕FEG-13044-A	2	All	57
B8A 13057-B	For quadra lites - ⊕FEK-13057-B	2	All	57
FEW 13044-A		4	All	58
B9FM 13044-A	Cork and neoprene - for headlamp body	2	All	59
PB9M 13044-B	R. H. door - vinyl or rubber - ⊕2704102	1	All	59
PB9M 13044-A	L. H. door - vinyl or rubber - ⊕2704100	1	All	59
13051 STUD (WINDSHIELD WIPER MOTOR BUMPER MOUNTING)				
FFA 13051-A	Electric	1	All	58
13052 DOOR (FRONT FENDER HEADLAMP)				
FEK 13052-A	R. H. - chrome (a)	1	56B, 57B, 58B, 63B, 65A, 75A, 76B, 77B, 77D	57
FEK 13052-B	R. H. - painted	1	56A, 57A, 58A, 63A, 64A, 76A, 77A, 77C	57
FEK 13052-C	For quadra lites (a)	2	All	57
FEW 13052-A	Chrome plated	4	56B, 57B, 58B, 63B, 65A, 75A, 77B, D	58
FEW 13052-C	Painted	4	56A, 57A, 58A, 63A, 64A, 76A, 77A, C	58
PB9M 13052-B	Outer - R. H. - ⊕2704101 (b, c)	1	All	59
PB9M 13052-C	Inner - L. H. - ⊕2702568 (b)	1	All	59
51855-S8	Screw-c. r. pan hd. -tap. -No. 8-32 x 5/8"-attach inner door to outer door	4	b	
52368-S23	Screw-cr. rec. oval hd. -No. 8-15 x 7/8"-door R. H. and L. H. to headlamp assy.	2	a	
372041-S100	Screw-No. 10-24 x 1.12"-attach outer door to fender	4	c	
13064 DOOR (HEADLAMP)				
B7MY 13064-A	L. H. - chrome - ⊕FEK-13045-A	1	56B, 58B, 63B, 65A, 75A, 76B, 77B, 77D	57
B7MY 13064-B	L. H. - painted - ⊕FEK-13045-B	1	56A, 57A, 58A, 63A, 64A, 76A, 77A, 77C	57
B9MY 13064-A	Outer - L. H. - ⊕2704103, ⊕PB9M-13045-B (a, b)	1	All	59
B9MY 13064-B	Inner - L. H. - ⊕2702569, ⊕PB9M-13045-C (a)	1	All	59
51855-S8	Screw-c. r. pan hd. tap. -No. 8-32 x 5/8"-attach inner door to outer door	4	a	
372041-S100	Screw-No. 10-24 x 1.12"-attach outer door to fender	4	b	
13076 WIRING (HEADLAMP LEAD)				
FDU 13076-A	19-3/4" loom with (2) bullet type terminal and (1) eyelet type	2	All	56
FEK 13076-A	R. H. - for standard lights - 72" long	1	All	57
FEK 13105-A	L. H. - for standard lights - 15" long	1	All	57
FEK 13076-B	R. H. - used with quadra lites	1	All	57
FEK 13105-B	L. H. - used with quadra lites	1	All	57
FEW 13076-A	Hi-beam and low beam - 24-9/16" o/all length	2	All	58
FEW 13076-B	Hi-beam - 22-9/16" o/all length	2	All	58
B9FM 13076-A	14" between bullet terminals and grommet	2	All	59
B9MF 13076-B	16" between bullet terminals and grommet	2	All	59
13090 GROMMET (CARPET) MALE				
HB 13090		AR	All	57/58
13118-9 RING (HEADLAMP ADJUSTING - HIGH BEAM)				
B8A 13118-A	R. H. - for quadra lites - ⊕FEK-13118-A	1	All	57
B8A 13119-A	L. H. - for quadra lites - ⊕FEK-13119-A	1	All	57
FEW 13118-A	High beam - includes adjusting screws	2	All	58
B9A 13118-A	R. H. - ⊕2700363	1	All	59
B9A 13119-A	L. H. - ⊕2700361	1	All	59

Lamps And Wiring

GROUP AND PART NUMBER	DESCRIPTION, SIZE, ETC.	NO. REQ'D	MODEL OR ENGINE CUBIC INCH DISPLACEMENT	YEAR 19____
13136 ARM (HEADLAMP ADJUSTING)				
B8A 13136-A	For quadra lites - @FEK-13136-A	4	All	57
13165 GASKET (EVAPORATOR TRIM COVER TO DASH)				
ED-FEK 13165-A		1	All	57
13175 BRACKET (REAR LAMP MOUNTING)				
FEW 13175-A		2	All	58
13181 NUT (HEADLAMP ADJUSTING)				
FEL 13181-A		AR	All	58/59
13183 RING (RUNNING LAMP)				
FEW 13183-A	Less tube	1	57C, 63C, 76C	58
13184 BUTTON (RUNNING LAMP)				
FEW 13184-A	Chrome finish - 59/64" O.D. x 25/64" wide - (4) retaining clips	2	All	58
13192-3 LAMP (REAR RUNNING)				
FEW 13192-B	R. H. - located on roof panel - lower rear side	1	65A, 75A, B	58
FEW 13193-B	L. H. - located on roof panel - lower rear side	1	65A, 75A, B	58
13196 STUD (RUNNING LAMP TRIM TUBE)				
FEW 13196-B	Special head - 10-24 x 1-1/8" long	2	All	58
13197 RING (RUNNING LAMP TUBE TRIM)				
FEW 13276-B	R. H.	(a) 1	All	58
FEW 13197-B	L. H.	(a) 1	All	58
34053-S8	Nut-hex. -No. 10-24	AR	a	
34903-S	Lockwasher-No. 10	AR	a	
13198 RETAINER (DOME LAMP OR CARGO LAMP WIRING)				
FEK 13198-A	Vulcanized fiber	1	All except 65,75,76A,B	57
		1	56,77	58/59
13200-1 LAMP (PARKING)				
FDT 13200-B	Less bulb and socket	(a) 2	All	56
FEK 13200-D	R. H. - for single headlamp models	(a) 1	All	57
FEK 13201-E	L. H. - for single headlamp	(a) 1	All	57
FEW 13200-D	R. H.	(b) 1	All	58
FEW 13201-D	L. H.	(b) 1	All	58
B9MF 13200-A	R. H.	1	All	59
B9MF 13201-A	L. H.	1	All	59
20000-S7	Screw-hex. hd. -1/4"-20 x 3/8"-parking lamp to bumper	4	a	
33795-S7	Nut-hex. -1/4"-20-lamp to grille	4	b	
34940-S7	Washer-1/4"-external tooth-lamp to grille	4	b	
50930-S8	Screw and washer assy. -cr. rec. fill. hd. - No. 10-32 x 1/2"-lamp to grille assy.	4	c	
359592-S12	Nut-spring-No. 10	4	c	
370173-S100	Screw-rd. -hd. -No. 8-32	2	b	
370174-S100	Screw-rd. -hd. -No. 8-32	2	b	
13206 BODY (PARKING LAMP)				
B9MF 13206-A	R. H. and L. H.	AR	All	59

Lamps And Wiring

GROUP AND PART NUMBER	DESCRIPTION, SIZE, ETC.	NO. REQ'D	MODEL OR ENGINE CUBIC INCH DISPLACEMENT	YEAR 19___
13208-9 LENS (PARKING LAMP)				
FDK 13208-A	MPT-55	2	All	56
FEK 13208-D	MPT-57 - R. H. - for single headlamp models (a)	1	All	57
FEK 13209-C	MPT-57 - L. H. - for single headlamp models (a)	1	All	57
FEK 13208-E	Use on models with quadra lites (a)	2	All	57
FEW 13208-C	R. H.	1	All	58
FEW 13209-C	L. H.	1	All	58
PB9M 13208-A	⊕2702512	2	All	59
358859-S100	Screw-pan. hd. -No. 8-32 x .66 lens and gasket to parking lamp body	4	a	
13210 DOOR (PARKING LAMP)				
FDK 13210-A		2	All	56
PB9M 13210-B	R. H. and L. H. - ⊕2703065	AR	All	59
13211 GASKET (PARKING LAMP LENS)				
FDK 13211-B	2-21/64" x 4-37/64"	2	All	56
FEK 13211-C	Use on models with quadra lites	2	All	57
FEK 13211-D	Use on models with single headlamps	2	All	57
FEW 13211-C	Rubber	2	All	58
B9MF 13211-A		2	All	59
13A214 WIRING (PARKING LAMP EXTENSION)				
COMF 13A214-A	Must be used with COMF-13200-D when replacing B9MF-13200-A	1	All	59
13215 BODY (PARKING LAMP)				
FDK 13215-B		(a) 2	All	56
50922-S8	Screw and washer assy. -cr. rec. fill. hd. -No. 6-32 x 3/8"-body to door	8	a	
13217 PAD (PARKING LAMP)				
FEK 13217-B	For single headlamp models	4	All	57
13234-5 SOCKET & WIRING (PARKING LAMP)				
FDT 13234-A	33" long - with (2) terminals (a)	2	All	56
FEK 13234-B	R. H. - 53" long	2	All	57
FEK 13235-A	NS-L. H. - 20" long - make from FEK-13234-B	1	All	57
FEK 13234-C	R. H. - 66.00" long - used with quadra lites	1	All	57
FEK 13235-B	NS-L. H. - 18" long - make from FEK-13234-C - used with quadra lites	1	All	57
FEW 13234-A	40" approx. o/all length	2	All	58
356640-S2	Clip-wiring to rear R. H. radiator air outer deflector assy.	1	a	
356668-S32	Clip-wiring to flange of R. H. radiator outer deflector assy.	1	a	
13238 SPACER (RUNNING LAMP MOUNTING)				
FEW 13238-C		2	All	58
13250 SEAL (PARKING LAMP MOUNTING BOLT)				
FEG 13250-A	Rubber 9/32" I. D. x 1/2" O. D. x 1/8" thick - used on attaching studs	4	All	58

Lamps And Wiring

GROUP AND PART NUMBER	DESCRIPTION, SIZE, ETC.	NO. REQ'D	MODEL OR ENGINE CUBIC INCH DISPLACEMENT	YEAR 19__
13256 BRACKET (PARKING LAMP MOUNTING)				
PB9M 13256-A	⊕2703068	2	All	59
13273 LENS (RUNNING LAMPS)				
	See basic part number 13312			
13273 LENS (REAR REFLECTOR)				
PB9M 13273-A	⊕2702911	2	57C, 63C, 76C	59
13276 RING (RUNNING LAMP TUBE TRIM)				
	See basic part number 13197			
13276 TRIM (REAR REFLECTOR)				
PB9M 13276-A	⊕2702913	2	57C, 63C, 76C	59
13277 RETAINER (RUNNING LAMP BULB)				
FEW 13277-B	R. H. and L. H.	2	57C, 63C, 76C	58
13286 TUBE (RUNNING LAMP TRIM)				
FEW 13286-C	Chrome finish - 2-7/16" dia. - (1) end and 27/32" the other - 23-1/2" o/all length	(a) 2	All	58
PB9M 13286-B	Rear reflector - ⊕2702910	2	57C, 63C, 76C	59
	34053-S8 Nut-hex. -No. 10-24	AR	a	
	34903-S Lockwasher-No. 10	AR	a	
13298 REFLECTOR (REAR BUMPER)				
	See basic part number 17A849			
13298 REFLECTOR (BACK PANEL)				
	See basic part number 17A849			
13302 SHANK (DIRECTIONAL SIGNAL SWITCH)				
FDT 13302-B		1	All	56
13304 PLATE (DIRECTIONAL SIGNAL SWITCH)				
FDU 13304-A		1	All	56
		(a) 1	58C, 64B	57/58
COMY 13304-A	☆All models on 1957 - ⊕2703536 With S/T	(a) 1	All☆ except 58C, 64B	57/58
		1	All	59
PB9M 13304-B	With A/T - ⊕2703604	1	57B, C, 58B, 63B, C, 76C, 77B, D	59
	359411-S Tension for switch plate assy.	1	a	
13A304 CABLE ASSEMBLY (RIGHT REAR SEAT SAFETY)				
B9MY 13A304-A	⊕MED-14435	(a) 1	77	59
	44722-S7 Washer-flat-5/16"	AR	a	
	52745-S8 Screw-pan hd. cr. rec. tap. -No. 14-10 x 3/4"	AR	a	
	72035-S7 Pin-cotter-1/8" x 1"	AR	a	
13305 SHANK (DIRECTIONAL SIGNAL SWITCH)				
FEK 13305-AP		1	All	57
FEW 13305-BA	Color black - also paint to match	1	All	58
FEW 13305-BB	Color dark blue	1	All	58
FEW 13305-BC	Color dark green	1	All	58
FEW 13305-BD	Color medium gold	1	All	58
B9FM 13305-AP		1	All	59

Lamps And Wiring

GROUP AND PART NUMBER	DESCRIPTION, SIZE, ETC.	NO. REQ'D	MODEL OR ENGINE CUBIC INCH DISPLACEMENT	YEAR 19__
13309 PAWL (DIRECTIONAL SIGNAL SWITCH)				
1M 13309-A		1	All	56/59
13312 LENS (RUNNING LAMP)				
FEW 13273-D	R. H. - red - located on roof panel - lower rear (a) side	1	75B, 65A, 75A	58
FEW 13312-C	L. H. - red - located on roof panel - lower rear (a) side	1	75B, 65A, 75A	58
FEW 13283-E	On rear panel - quarter - red	2	57C, 63C, 76C	58
52926-S13	Screw-oval hd. cross rec. -No. 8-32 x 5/8"	4	a	
13316 SPRING (DIRECTIONAL SIGNAL SWITCH PAWL)				
1M 13316-A	With automatic transmission	1	All	56/59
FEK 13316-A	With standard transmission	1	All	56/59
13317 GASKET (RUNNING LAMP LENS)				
FEW 13317-B	Located on roof panel - lower rear side	2	75B, 65A, 75A	58
13317 GASKET (REAR REFLECTOR)				
PB9M 13317-A	⊕2702912	2	57C, 63C, 76C	59
13318 CAM (DIRECTIONAL SIGNAL TURN-OFF)				
FAB 13318-A		1	All	56
		1	58C, 64B	58
FDT 13318-A	3/4" long	1	All except 58C, 64B	57/59
13A319 SWITCH & WIRING (DIRECTIONAL SIGNAL)				
B8S 14486-A	⊕FDT-14486-A	1	All	56
	(a) With lever type A/T	1	58C, 64B	58
		1	All	59
FEK 14486-A	(a) With S/T	1	All	57/58
		1	All	59
51756-S8	Screw-pan hd. tapping-No. 10-24 x 3/8"-switch and wiring to steering column tube flange	2	a	
13322 BRACKET (RUNNING LAMP MOUNTING)				
FEW 13322-A	(2) used with rear license lamps	2	All	58
13A322 GASKET (TURN SIGNAL INDICATOR LAMP JEWEL)				
B7MY 13A322-A	⊕FEK-13991-A	2	76B	57
		2	57C, 63C, 76C	58
13323 PAD (RUNNING LAMP MOUNTING)				
FEW 13323-D	Black rubber - tapered on both ends - 3-11/32" long x 7/16" wide x 7/64" thick - (2) 1/4" dia. hole	8	All	58
FEW 13323-E	Black rubber - oval shaped - 53/64" long x 5/8" wide x 7/64" thick - (1) 17/64" dia. holes	2	All	58
FEW 13323-F	Black rubber - taper on both ends and square in the center - 3-11/32" long x 27/32" wide x 7/64" thick - (2) 1/4" dia. holes - (1) 19/32" dia. holes	2	All	58
13A325 BODY (TURN SIGNAL INDICATOR LAMP)				
B8MY 13A325-A	For fender mounted turn signal indicator lamp - ⊕FEW-13981-C	2	All	58

Lamps And Wiring

GROUP AND PART NUMBER	DESCRIPTION, SIZE, ETC.	NO. REQ'D	MODEL OR ENGINE CUBIC INCH DISPLACEMENT	YEAR 19__
13A326 PAD (TURN SIGNAL INDICATOR LAMP MOUNTING)				
B7MY 13A326-A	R. H. - FEK-13987-A	1	76B Cruiser Conv.	57
B8MY 13A326-A	⊕FEW-13987-A	2	57C, 63C, 76C	58
13340 JEWEL (TURN SIGNAL LAMP INDICATOR LAMP)				
FEK 13340-B	Used in fender mounted turn signal indicators	2	76B	57
		2	All	58
FEW 13340-A	Used in speedometer (a)	2	All	58/59
370322-S100	Ring-snap-7/8"-retains jewels to body	2	a	
13343 SPRING (DIRECTIONAL SIGNAL SWITCH PLATE RETAINER)				
1M 13343-A		1	All	56
		1	58C, 64B	58
	With A/T	1	All	59
13346 SPRING (TURN SIGNAL CONTROL ARM TENSION)				
FAA 13346-A		1	All	57/58
	With S/T	1	All	59
13347 RETAINER (TURN SIGNAL CONTROL ARM)				
1A 13347-A		1	All	57/58
	With S/T only	1	All	59
13350 FLASHER (DIRECTIONAL SIGNAL)				
B6A 13350-A	12 Volt - ⊕FDU-13350-B	1	All	56/59
13351 BRACKET (DIRECTIONAL SIGNAL FLASHER MOUNTING)				
B5A 13351-A	Cup shaped - steel	1	58C, 64B	58
13371 SOCKET (RUNNING LAMP)				
FEW 13371-A	Includes wire and grommet - 12" o/all length	2	All	58
13393 SUPPORT (REAR LICENSE PLATE BRACKET)				
BAE 13393-A	Used with spare wheel carrier	1	All except 56, 77	57/58
13398 BUMPER (REAR LICENSE PLATE SUPPORT)				
B5A 13398-B	Rear license plate support - ⊕BH-13398-A (a)	2	All except 79	56
B7A 13398-A	Rear license plate support - ⊕BAC-13398-A	2	All except 56, 77	57/58
50507-S8	Screw-pan hd. -No. 6-32 x 3/8"-bumper to support	2	a	
13401 BRACKET (REAR LICENSE PLATE)				
BAE 13401-A	Bottom (a)	1	All except 56, 77	57/58
33795-S7	Nut-hex. -1/4"-20-bracket to support	1	a	
34805-S8	Lockwasher-1/4"-bracket to support	1	a	
351776-S8	Bolt-step-1/4"-bracket to support	1	a	

Lamps And Wiring

GROUP AND PART NUMBER	DESCRIPTION, SIZE, ETC.	NO. REQ'D	MODEL OR ENGINE CUBIC INCH DISPLACEMENT	YEAR 19__
13404-5 LAMP (REAR)				
FDT 13404-E	"MRST-56"	2	All except 79	56
FDT 13404-G	Less bulb	2	79	56
B6A 13465-A	Bulb - 32-4 C. P. - S. C. - ⓈFDT-15198-A	2	All	56
FEK 13404-G	R. H. - less bulb	(a) 1	All	57
FEK 13405-G	L. H. - less bulb	(a) 1	All	57
B5A 13465-A	Bulb - 32-4 C. P. - S. C.	(a) 2	All	57/58
FEW 13404-L	R. H. - less bulb	1	All except 57C, 63C, 76C	58
FEW 13405-L	L. H. - less bulb	1	All except 57C, 63C, 76C	58
FEW 13404-M	R. H. - less bulb	1	57C, 63C, 76C	58
FEW 13405-M	L. H. - less bulb	1	57C, 63C, 76C	58
B9FM 13404-A	R. H.	1	56, 77	59
B9FM 13405-A	L. H.	1	56, 77	59
B9MF 13404-A	R. H.	1	57C, 63C, 76C	59
B9MF 13405-A	L. H.	1	57C, 63C, 76C	59
PB9M 13404-A	R. H. - Ⓢ2704197	1	57A, B, 58A, B, 63A, B, 64A, 76A	59
PB9M 13405-A	L. H. - Ⓢ2704198	1	57A, B, 58A, B, 63A, B, 64A, 76A	59
	33795-S8 Nut-hex. -1/4"-20-lamp assy. R. H. and L. H. to rear panel tail lamp opening reinforcement	10	a	
13410 SOCKET & WIRING (REAR LAMP)				
FDU 13410-A	12-1/4" long - with (2) terminals	2	All	56
FEL 13410-A		2	All	57/59
13412 WIRE (COURTESY & DOME LAMP SOCKET)				
B 13412-A	With terminal - 23" approx. o/all length (1) for dome lamp (2) for rear quarter ornament lamp	AR	All	56/58
13412 WIRE & SOCKET (REAR LICENSE LAMP)				
FEL 13412-A	Wiring and socket	1	All except 56, 77	57/58
B7C 13560-A	Wiring and socket - ⓈFEK-13560-A	1	56, 77	57/58
B 13412	(1) for cargo lamp (1) except 76 for dome lamp	AR	56, 77	59
PB9M 13412-A	For rear license lamp - Ⓢ2703318	1	56, 77	59
13419 SUPPORT (REAR LICENSE PLATE)				
BV 13419-A		(a) 1	All except 79	56
FDK 13419-A	For State of Vermont	(a) 1	All except 79	56
BAE 13419-C		(b) 1	All except 56, 77	57/58
20308-S7	Bolt-hex. hd. -1/4"-20 x 1/2"-support to housing fuel tank filler pipe	2	b	
33795-S7	Nut-hex. -1/4"-20-support to housing fuel tank filler pipe	2	a	
34805-S8	Lockwasher-1/4"-support to housing fuel tank filler pipe	2	b	
44720-S8	Washer-flat-1/4"-support to housing fuel tank filler pipe	2	b	
50750-S8	Screw and washer assy. -cr. rec. fill. hd. - No. 8-32 x 1/2"-support to rear license plate shell	4	a	

Lamps And Wiring

GROUP AND PART NUMBER	DESCRIPTION, SIZE, ETC.	NO. REQ'D	MODEL OR ENGINE CUBIC INCH DISPLACEMENT	YEAR 19__
13420-1 PAD (REAR LAMP MOUNTING)				
FDK 13420-B		2	79	56
FDT 13420-A		2	All except 79	56
PB7M 13420-A	R. H.	1	All	57
PB7M 13421-A	L. H.	1	All	57
FEW 13420-B	R. H.	1	All except 57C, 63C, 75B, 76C	58
FEW 13421-A	L. H.	1	All except 57C, 63C, 75B, 76C	58
PB8M 13420-B	34-1/2" long - black sealer	AR	57C, 63C, 76C, 75B	58
PB9M 13420-G	R. H. - ⊕2703900	1	57A, B, 58A, B, 63A, B, 64A, 76A	59
PB9M 13421-A	L. H. - ⊕2703901	1	57A, B, 58A, B, 63A, B, 64A, 76A	59
PB9M 13420-H	R. H. - ⊕2703902	1	56, 77	59
PB9M 13421-B	L. H. - ⊕2703903	1	56, 77	59
PB9M 13420-F	R. H. - ⊕2702925	1	57C, 63C, 76C	59
PB9M 13420-E	L. H. - ⊕2702924	1	57C, 63C, 76C	59
13A420-1 INSERT (REAR LAMP DOOR) R. H.				
B9MF 13A420-A	Upper	1	57C, 63C, 76C	59
B9MF 13A421-A	Lower	1	57C, 63C, 76C	59
13A422-3 INSERT (REAR LAMP DOOR) L. H.				
B9MF 13A422-A	Upper	1	57C, 63C, 76C	59
B9MF 13A423-A	Lower	1	57C, 63C, 76C	59
13423 BRACKET (REAR LICENSE LAMP)				
B5A 13423-A	⊕FDH-13423-A	(a) 1	All except 79	56
B7C 13423-A	⊕FEK-13423-B	(b) 1	56, 77	57
FEW 13423-A		1	56, 77	58
B9FM 13423-A		1	56, 77	59
PB9M 13423-B	⊕2702756	1	56, 77	59
50748-S8	Bolt and washer assy. -fill hd. -1/4"-28 x 3/8"-bracket to stone deflector	2	a	
50750-S8	Screw and washer assy. -cross recessed fill hd. -No. 8-32 x 1/2"-bracket to lamp shell	4	a	
51764-S8	Screw-No. 8-32 x 1/2"-cross recessed pan hd. tap. bracket to lamp body and socket	2	b	
13432 PIN (REAR LICENSE PLATE MOUNTING BRACKET HINGE)				
BT 13432-A	5-3/8" long	1	All except 79	56
FDH 13432-A	NS-2-13/64" long - improvise locally	1	79	56
13437 REFLECTOR (REAR LAMP)				
FDK 13437-C		2	79	56
FAC 13437-B		2	All	57
13440-1 BODY (REAR LAMP)				
FDK 13440-D		(a) 2	79	56
FDT 13440-B		(a) 2	All except 79	56
FEK 13440-B	R. H.	(c) 1	All	57
FEK 13441-C	L. H.	(c) 1	All	57
FEW 13440-H	R. H. - includes seal	1	57C, 63C, 75B, 76C	58
FEW 13441-H	L. H. - includes seal	1	57C, 63C, 75B, 76C	58
FEW 13440-J	R. H.	(b) 1	All except 57C, 63C, 75B, 76C	58
FEW 13441-J	L. H.	(b) 1	All except 57C, 63C, 75B, 76C	58
PB9M 13440-A	R. H. - ⊕2703759	1	56, 77	59
PB9M 13441-A	L. H. - ⊕2703760	1	56, 77	59
PB9M 13440-B	R. H. - ⊕2703761	1	57A, B, 58A, B, 63A, B, 64A, 76A	59
PB9M 13441-B	L. H. - ⊕2703762	1	57A, B, 58A, B, 63A, B, 64A, 76A	59

CONTINUED ON NEXT PAGE

Lamps And Wiring

GROUP AND PART NUMBER	DESCRIPTION, SIZE, ETC.	NO. REQ'D	MODEL OR ENGINE CUBIC INCH DISPLACEMENT	YEAR 19__
13440-1 BODY (REAR LAMP) CONTINUED				
PB9M 13440-C	R. H. - Ⓢ2703997	1	57C, 63C, 76C	59
PB9M 13441-C	L. H. - Ⓢ2703998	1	57C, 63C, 76C	59
33795-S7	Nut-hex. -1/4"-20-door to quarter panel	4	a	
34805-S8	Lockwasher-1/4"-door to quarter panel	4	a	
34902-S2	Lockwasher-No. 8-body to R. H. lamp door assy. and L. H. lamp door assy.	16	c	
51855-S7	Screw-pan. hd. cross rec. -8-32 x 3/8"	6	c	
51855-S8	Screw-cr. rec. pan. hd. tap. -No. 8-32 x 3/8" body to R. H. lamp door assy. and L. H. lamp door assy.	16	c	
13443 DOOR (REAR LAMP) INNER				
FDK 13443-B	Open end 3-27/32" across	2	79	56
FDT 13443-B	Open end 5-27/64" across - with flange for mounting	2	All except 79	56
13444-5 LENS (REAR LAMP)				
PB9M 13444-A	R. H. - Ⓢ2704199	1	57A, B, 58A, B, 63A, B, 64A, 76A	59
PB9M 13445-A	L. H. - Ⓢ2704200	1	57A, B, 58A, B, 63A, B, 64A, 76A	59
PB9M 13444-B	R. H. - Ⓢ2704195	1	56, 77	59
PB9M 13445-B	L. H. - Ⓢ2704196	1	56, 77	59
13448 DOOR (REAR LAMP)				
FDT 13448-B		(a) 2	All except 79	56
FDT 13448-C		(b) 2	79	56
FEK 13448-A	R. H.	1	All	57
FEW 13448-G	R. H.	(b) 1	57C, 63C, 75B, 76C	58
FEW 13448-H	R. H.	1	All except 57C, 63C, 75B, 76C	58
B9FM 13448-B	R. H.	1	56, 77	59
PB9M 13448-C	R. H. - Ⓢ2703993	1	57C, 63C, 76C	59
PB9M 13448-H	R. H. - Ⓢ2703709	1	57A, B, 58A, B, 63A, B, 64A, 76A	59
33795-S7	Nut-hex. -1/4"-20	10	b	
34940-S7	Lockwasher-1/4"	10	b	
50803-S8	Screw and washer assy. -cr. rec. pan hd. - No. 8-32 x 3/8"-lamp door to lamp body	14	a	
50817-S8	Screw and washer assy. -cr. rec. pan hd. - No. 8-32 x 5/8"-inner door to lamp body	4	a	
50983-S7	Screw and washer assy. -pan hd. -No. 8-32 x 3/8"-body and lens to body assy.	12	b	
13450-1 LENS (REAR LAMPS)				
FDK 13450-D	"MSRST-55"	2	79	56
FDT 13450-B	"MRST-56"	2	All except 79	56
FEK 13450-B	R. H. - MRST-57	1	All	57
FEK 13451-B	L. H. - MRST-57	1	All	57
FEK 13463-A	R. H. - Optic	1	All	57
FEK 13472-A	L. H. - Optic	1	All	57
FEW 13450-B	R. H. and L. H.	2	57C, 63C, 75B, 76C	58
FEW 13463-B	R. H. and L. H. - Optic	2	57C, 63C, 75B, 76C	58
FEW 13450-F	R. H.	1	All except 57C, 63C, 75B, 76C	58
FEW 13451-E	L. H.	1	All except 57C, 63C, 75B, 76C	58
FEW 13463-D	R. H. - Optic	1	All	58
FEW 13472-C	L. H. - Optic	1	All	58
FEW 13463-F	R. H. - Optic	1	All except 57C, 63C, 75B, 76C	58
B9MF 13450-A	R. H.	1	57C, 63C, 76C	59
B9MF 13451-A	L. H.	1	57C, 63C, 76C	59

Lamps And Wiring

GROUP AND PART NUMBER	DESCRIPTION, SIZE, ETC.	NO. REQ'D	MODEL OR ENGINE CUBIC INCH DISPLACEMENT	YEAR 19__
13454 SHELL (REAR LICENSE LAMP)				
FDK 13454-B		1	79	56
13455 SPRING (REAR LICENSE PLATE SUPPORT)				
BV 13455-A	5-13/64" free length	1	All except 79	56
B6A 13590-B	⊕FDR-13590-B	1	79	56
B7A 13455-B	⊕BAC-13455-B	1	All except 56, 77	57
13461 GASKET (REAR LAMP LENS)				
FDK 13461-B	8-63/64" long	2	79	56
FDT 13461-A		2	All except 79	56
FEK 13461-B	Sponge rubber	2	All	57
FEK 15545-A	Back-up lamp reflector - inner	2	All	57
FEK 15545-B	Back-up lamp reflector - outer	2	All	57
FEW 13461-H	Inner - R. H. and L. H.	2	All except 57C, 63C, 75B, 76C	58
FEW 13461-K	R. H. and L. H.	2	57C, 63C, 75B, 76C	58
FEW 13461-M	Outer - R. H. and L. H.	AR	All	58
PB9M 13461-E	R. H. - ⊕2704122	1	56, 77	59
PB9M 13499-A	L. H. - ⊕2704123	1	56, 77	59
PB9M 13461-F	R. H. - ⊕2704124	1	57A, B, 58A, B, 63A, B, 64A, 76A	59
PB9M 13499-B	L. H. - ⊕2704125	1	57A, B, 58A, B, 63A, B, 64A, 76A	59
PB9M 13461-G	R. H. - ⊕2704120	1	57C, 63C, 76C	59
PB9M 13499-C	L. H. - ⊕2704121	1	57C, 63C, 76C	59
13465-6 BULB				
O9B 13466-A	12 Volt - 4 C.P. - S.C. (1) for rear license lamp (1) for utility lamp (1) for luggage compartment lamp ☆For models all except 79 for 1956 (2) for parking lamp (2) for clearance lamps (1) rear license lamp - all except 56, 77, 79 (2) rear license lamp - models 56, 77, 79 (4) running lamp - models 57C, 63C, 76C	AR	All☆ All	56/58 59
B6A 13466-A	12-16 Volts - 2 C.P. - S.C. - ⊕19B-13466 (1) for power lubrication (1) for glove compartment (1) for ignition switch (1) for parking brake lamp (1) for radio receiver tuner (1) for transmission push button control (1) for vanity mirror (1) luggage compartment door emblem (1) for high beam indicator (1) for heater control assy. (1) for heater and air conditioner (2) radio receiver tuner (FM) (2) turn signals - fender mounted (2) for clock (2) for speedometer (AR) for instrument cluster	AR	All	56/58
B6A 13465-B	12-32 C.P. - S.C. - 12 volts - ⊕FDU-13465-A (2) back-up lamp (2) stop lamp	AR	All	56/59

CONTINUED ON NEXT PAGE

Lamps And Wiring

GROUP AND PART NUMBER	DESCRIPTION, SIZE, ETC.	NO. REQ'D	MODEL OR ENGINE CUBIC INCH DISPLACEMENT	YEAR 19__
13465-6 BULB (CONTINUED)				
B6A 13466-B	18 Volt - S.C. - ⊕FDU-15021-A (1) for compass kit (1) for high beam indicator (1) for ash receptacle (1) for heater control - 65A-75A only (1) for power booster fan indicator - ECZ engine only (1) for air conditioner (1) for generator charge indicator lamp (2) for turn signals (1) oil pressure indicator (1) transmission control push button (1) parking brake signal (1) fuel level indicator (1) cigar lighter (1) electric door lock (1) multi-luber (1) radio (1) clock (2) speedometer (1) vanity mirror (2) instrument panel (1) heater (1) windshield wiper (1) speed warning (1) glove compartment (1) spotlight (1) ignition switch	AR	All	56/59
B5A 13730-A	12-16 Volts - 6 C.P. - S.C. - ⊕SE-51-13730 (1) luggage compartment door emblem (2) for courtesy lamp kit	AR	All	56/58
B5A 13465-A	Bulb - 32-4 C.P. - S.C.	2	All	57/58
B6A 13730-A	12 Volt - 15 C.P. - S.C. - ⊕FDU-13730-A (1) for dome lamp (2) for roof rail courtesy lamp (2) for arm rest (1) for engine compartment (2) for roof rail courtesy lamp (1) for top center rear seat courtesy lamp	AR	All except 65, 75, 76	58
B6A 13465-A	32-4 C.P. - ⊕FDT-15198-A (2) all models for parking lamps (2) 57C, 63C, 76C for rear lamps	AR	All	59
B8E 13465-A	21 C.P. - 12V-S.C. - used for back-up lamps - ⊕09B-13465-B	AR	All	59
13480 SWITCH (STOPLIGHT)				
B8A 13480-A	⊕FDR-13480-B	1	All	56/59
13494-5 TRIM (REAR LAMP DOOR)				
FEW 13494-C	R. H.	1	All	58
FEW 13495-C	L. H.	1	All	58
13499 GASKET (REAR LAMP LENS)				
	See basic part number 13461			

Lamps And Wiring

GROUP AND PART NUMBER	DESCRIPTION, SIZE, ETC.	NO. REQ'D	MODEL OR ENGINE CUBIC INCH DISPLACEMENT	YEAR 19__
13502 DOOR (REAR LAMP)				
FEK 13502-A	L. H.	1	All	57
FEW 13502-G	L. H.	(a) 1	57C, 63C, 75B, 76C	58
FEW 13502-H	L. H.	1	All except 57C, 63C, 75B, 76C	58
B9FM 13502-B	L. H.	1	56, 77	59
PB9M 13502-C	L. H. - @2703994	1	57C, 63C, 76C	59
PB9M 13502-F	L. H. - @2703710	1	57A, B, 58A, B, 63A, B, 64A, 76A	59
	33795-S7 Nut-hex. -1/4"-20	10	a	
	34940-S7 Lockwasher-1/4"	10	a	
13521 PLATE (LUGGAGE COMPARTMENT LAMP ACCESS)				
FEK 13521-A	Steel - used with FEK-13506-A lamp assy.	(a) 1	All except 56, 77	57/59
	41556-S8 Screw-pan hd. -No. 10-32 x 3/8"	1	a	
13532 SWITCH (HEADLAMP DIMMER FOOT)				
8A 13532		1	All	56
B7A 13532-A	@FEG-13532-A	1	All	57/58
B9A 13532-A	@B9AF-11645-A	1	All	59
13535 COVER (HEADLAMP DIMMER SWITCH)				
BY 13535-A		1	All	56/58
13546 SWITCH (LUGGAGE COMPARTMENT LAMP)				
FDU 13546-A		1	All except 56, 77	59
13547 LENS (LUGGAGE COMPARTMENT LAMP)				
8M 13547		1	All except 79	56
	Used with FEK-13506-A lamp	1	All except 56, 77	57/59
13548 SOCKET (LUGGAGE COMPARTMENT & COURTESY LAMPS)				
B7A 13548-A	Used as required for wiring assy. - @8M-13548	AR	All	56/58
	Luggage compartment lamp	1	All	59
	Courtesy lamps under instrument panel	AR	All	59
13550 LAMP (REAR LICENSE) LESS BULB				
FDT 13550-D	For accessory space wheel carrier	1	57, 58, 63, 64, 65, 75, 76	57
FEK 13550-H		1	All except 56, 77	57/58
B9MF 13550-C		1	All except 56, 77	59
13553 BODY (REAR LICENSE LAMP)				
FDT 13553-A	Used for models as of 5-14-56	(a) 1	79	56
	33795-S7 Nut-hex. -1/4"-20-body to plate	2	a	
	34805-S7 Lockwasher-1/4"-body to plate	2	a	
	44719-S Washer-flat-1/4"-body to plate	2	a	
13555 PLATE (REAR LICENSE PLATE LAMP MOUNTING)				
B5A 13555-B	Used prior to 3-21-56 - @FDH-13555-B	1	79	56
B6A 13555-A	@FDR-13555-A	1	79	56
13560 BODY & SOCKET (REAR LICENSE LAMP)				
B5A 13560-A	7" loom - with (3) terminals - @FDH-13560-A	1	79	56
FDK 13560-B	14-1/2" loom - with (3) terminals for state of Vermont	1	All except 79	56
FDT 13560-A	5-1/2" long	1	All except 79	56
O9B 13466-A	Bulb - 4 C. P. - S. C.	1	All	56
COMF 13560-C		1	All except 56, 77	59
PB9M 13560-B	@2703330	1	56, 77	59

Lamps And Wiring

GROUP AND PART NUMBER	DESCRIPTION, SIZE, ETC.	NO. REQ'D	MODEL OR ENGINE CUBIC INCH DISPLACEMENT	YEAR 19__
13564 LENS (REAR LICENSE LAMP)				
7RA 13564	"FLP-48" - for state of Vermont	1	All	56
B7A 13564-C	⊕FEG-13564-B "FL-52"	(a) 1 1 1	All except 56 All except 79 56, 77 All	56 56 57/58 59
B7A 13564-B	Used with spare wheel carrier	(b) 1	All except 56, 77	57
FEK 13564-B	ML-57	(b) 1	All except 56, 77	57/58
51764-S8	Screw-cross recessed pan hd. tapping-No. 8-32 x 1/2"-lens. door and gasket to rear license lamp body and socket	1	a	
52726-S13	Screw-pan hd. -No. 8-15 x 1/2"-cross tap.	2	b	
13566 DOOR (REAR LICENSE PLATE LAMP)				
7RA 13566	For state of Vermont	(a) 1	All	56
50750-S8	Screw and washer assy. -fill hd. -No. 8-32 x 1/2"-door to lamp body	2	a	
13568 GASKET (REAR LICENSE PLATE LAMP LENS)				
7RA 13568	For state of Vermont	1	All	56
B6A 13568-A	Inner - ⊕FDH-13568-A	1 1 1	All except 79 56, 77 All	56 57/58 59
B6A 13568-B	Outer - ⊕FDH-13568-B	1 1	All except 79 All	56 57/59
B7S 13668-A	Used with rear license lamp socket - also used as running lamp lens gasket - quarter panel - ⊕FEL-13668-A	1 2	All except 56, 77 All	57/58 58
13572 PAD (REAR LICENSE PLATE LAMP MOUNTING)				
B5A 13572-B	⊕FDH-13572-B	1	79	56
FEK 13572-A	Rear	1	All except 56, 77	57/58
13596 BRACKET (REAR LICENSE PLATE) SIDE				
BA 13596-C	3-13/32" long	(a) 2	All except 56, 77, 79	56/58
33795-S7	Nut-hex. -1/4"-20-bracket to support plate	2	a	
34805-S8	Lockwasher-1/4"-bracket to support rear license	2	a	
44720-S8	Washer-flat-1/4"-bracket to support rear license plate	2	a	
351776-S8	Bolt-step-1/4"-20 x 1-7/16"-bracket to support rear license plate	2	a	
13597 BRACKET (REAR LICENSE PLATE) TOP				
BA 13597-C		(a) 1	All except 79	56
44720-S8	Washer-flat-1/4"-bracket to support	1	a	
13604-10 JEWEL (GENERATOR BATTERY OR OIL PRESSURE INDICATOR WARNING LAMP)				
FEW 13604-A	Generator - acetate - color red - marked Gen - 13/16" O.D. x 1/64" thick	1	All	58
FEW 13610-A	Oil pressure - acetate - color red - marked Oil - 13/16" O.D. x 1/64" thick	1	All	58
13A700 WIRE (CARGO LAMP GROUND)				
B9FM 13A700-A	NS-15" long No. 18 gage with (2) eyelet type terminals - for service dealer to improvise locally	1	56, 77	59
13A705 WIRING (INDICATOR LAMPS)				
B9MF 13A705-A	Includes sockets for oil pressure and generator indicator lamp	1	All	59

Lamps And Wiring

GROUP AND PART NUMBER	DESCRIPTION, SIZE, ETC.	NO. REQ'D	MODEL OR ENGINE CUBIC INCH DISPLACEMENT	YEAR 19__
13707 LAMP (COURTESY)				
FDT 13707-A	Rear seat - back lamp - includes socket, bulb, door and lens	1	57A, 58A, 64A, 76B	56
13A709 WIRING (COURTESY LAMP SWITCH)				
B5MY 13A709-B	96-1/4" long - 6 terminals - ⊕FDT-14328-C	1	57C, 64D, 70, 73B, 79B	56
B6MY 13A709-A	96-1/4" long - 8 terminals and (2) light sockets under instrument panel - ⊕FDT-14328-E	1	57A, 58A, 64A, 76B	56
B7MY 13A709-A	⊕FEK-14328-A	1	56A, 57A, 58A, 63A, 64, 77A, C	57
B7MY 13A709-B	Used as standard equipment 76B - accessory equipment 76A - ⊕FEK-14328-B	1	76	57
B8MY 13A709-A	8" long - located under instrument panel - ⊕FEW-14328-F	1	All	58/59
13A710 WIRING (CARGO LAMP)				
B8MY 13A710-A	Use with cargo lamp - approx. 213" long with (3) terminals - ⊕FEW-14786-A	1	56, 77	58
B9MF 13A710-A	69" long	1	56, 77	59
13713 SWITCH (INTERIOR LAMPS)				
B9MF 13713-A	Located at door pillars	2	57, 58, 64A, 64C, 73C, 76B, 79C	56
	For courtesy lamp under instrument panel	2	64D, 70B, 73B, 79B	56
	For roof rail and dome lamps	2	64D, 70B, 73B, 79B	56
	For dome lamp and courtesy lamps	AR	All except 76	57/58
	For courtesy lamps under instrument panel	AR	65A, 75A, B, 76	57/58
	Length 1-7/8"	AR	All	59
B9A 13713-A	Length 2-5/32" - located on door pillars - ⊕FEW-12660-A	AR	All	59
13715 LAMP (TRANSMISSION CONTROL SELECTOR)				
	See basic part number 15A801			
13716 LENS & RIM (COURTESY LAMP)				
8L 13716-A	Located under instrument panel	2	57, 58, 64A, 64C, 73C, 76B, 79C	56
		(a) 2	All except 65, 75, 76B	57
		(a) 2	All	58
		(a) 2	All except 56A, 57A, 58A, 63A, 64A, 76A, 77A	59
42607-S8	Screw-hex. washer hd. -No. 10-16 x 1/2"	2	a	
13728 DOOR (COURTESY LAMP)				
B5MY 13728-A	Located at rear seat back center - ⊕FDK-13723-B	1	58A, 64A, 76B	56
13730 BULBS				
B5A 13730-A	S. C. - 6 C. P. - 12 volt - 16 volt - ⊕SE-51-13730 Courtesy lamp under instrument panel	2	57, 58, 64, 73C, 76, 79C	56
		2	All	57/58
		2	All except 56A, 57A, 58A, 63A, 64A, 76A, 77A	59
		2	65, 75	57/58
		2	76	57/58
		2	76	59
		1	All	59

CONTINUED ON NEXT PAGE

Lamps And Wiring

GROUP AND PART NUMBER	DESCRIPTION, SIZE, ETC.	NO. REQ'D	MODEL OR ENGINE CUBIC INCH DISPLACEMENT	YEAR 19__
13730 BULBS (CONTINUED)				
B6A 13730-A	Bulb - 12 volt - 15 C. P. - for dome lamp - ⊕FDU-13730-A for rear seat (1) all models except 65, 75, 76 for dome lamp (2) all models except 65, 75, 76 for roof rail courtesy lamp (2) all models except 65, 75, 76 for arm rest (1) models 56, 77 for cargo lamp (1) all models for engine compartment lamp	1 1 1 AR	57B, 58B, 64C, 64D, 70, 73, 79 All All except 65, 75, 76 All	56 56 57/58 59
13A732 KIT ASSORTMENT (MINIATURE LAMPS)				
B9AZ 13A732-A	Consists of the following - (10) 78-13466 (type 55) (10) 19B-13466 (B6A-13466-A) (type 57) (20) B-13466 (type 63) (20) 09B-13466 (type 67) (10) FDU-13730-A (B6A-13730-A) (type 1003) (20) FDT-15198-A (B6A-13465-A) (type 1034) (10) FDU-13465 (B6A-13465-B) (type 1073) (20) 11A-13465 (type 1154) (10) 40-13465 (type 1158) (1) plastic container	AR	All	59
13740 SWITCH (COURTESY & DOME)				
21C 13740	Toggle type - for courtesy lamp - rear seat back and dome center arm rest Located on instrument panel	1 1	57A, 58A, 64A, 64B, 76B 57A, 58A, 64A, 76B	56 56
13A743 GROMMET (CARPET)				
BOLY 13A743-A	⊕HB-13092	AR	All	57/58
13744 POINTER (SEAT REGULATOR CONTROL)				
PB9M 13744-A	Chrome finish - located at instrument panel - ⊕2700838	1	All	59
13749 BODY & SWITCH (CARGO & DOME LAMP)				
B9FM 13749-A	Assy. - includes body, switch, and retainer Dome lamp (b) Cargo lamp (b) Cargo lamp (a) Note - 1958 Dome lamp - service details only	1 1 1	All except 65, 75, 76 56, 77 56, 77	57 58 59
370432-S100	Screw-oval hd. -No. 10-24 x 5/8"	2	b	
370933-S100	Screw-truss hd. -No. 8-12 x 3/4"	2	a	
13752 DOME LAMP (LOCATED IN LAMP BODY)				
FDA 13752-A	Dome lamp	1	57B, 58B, 64C, 64D, 70, 73, 79B, 79C	56
13752 SWITCH (INTERIOR LAMPS)				
B7A 13752-B	Located at lamps - ⊕FEG-13752-B (a) Dome lamp Cargo lamp	1 1	All except 65, 75, 76 56, 77	57 58/59
FEK 13752-B	Located at instrument panel For interior lamps Note - For 1958 interior lamps work off of headlamp switch	1	All	57
35409-S8	Screw-pan hd. -No. 4-40 x 3/16"	2	a	

Lamps And Wiring

GROUP AND PART NUMBER	DESCRIPTION, SIZE, ETC.	NO. REQ'D	MODEL OR ENGINE CUBIC INCH DISPLACEMENT	YEAR 19__
13753 NUT (DOME LAMP SWITCH)				
FEK 13753-A		1	All except 65,75,76B Cruiser Conv.	57
13776-7 LAMPS (INTERIOR)				
FEK 13776-B	R.H. - quarter arm rest - assy. includes body and lens	(a) 1	76	57/59
B7MY 13777-A	L.H. - quarter arm rest - assy. includes body and lens - ⊕FEK-13962-B	(a) 1	76	57/59
52474-S13	Screw-oval hd. cr. rec. tap. -No. 8-18 x 1/2"	4	a	
52915-S13	Screw-tap. -No. 8-32 x 1/2"	4	a	
13783 LENS (CARGO & DOME LAMPS)				
FDA 13783-A		1	57B, 58B, 64C, 64D, 70, 73, 79B	56
FEK 13783-B	Ornament lamp - rear quarter	(b) 2	65,75	57
B8A 13783-A	⊕FET-13783-A			
	Dome lamp	(a) 1	All except 65,75,76	57
	Cargo lamp	(a) 1	56,77	58/59
FEW 13783-A	Ornament lamp - rear quarter	(b) 2	65,75	58
B8S 13783-B	Dome lamp - ⊕FEW-13783-C	(a) 1	All except 65,75,76	58
		1	All except 76	59
359020-S100	Screw-rd. hd. -No. 8-32 x 1/2"	4	b	
359328-S8	Screw-pan hd. -No. 4-40 x 3/8"	2	a	
13786 BODY & SWITCH (DOME LAMP)				
FDA 13786-A	Chrome plated	1	57B, 58B, 64C, 64D, 70, 73, 79	56
13787 BODY (CARGO & DOME LAMPS)				
B7A 13787-B	⊕FEG-13787-E			
	Dome lamp	(a) 1	All except 65,75,76	57
	Cargo lamp	(a,b) 1	56,77	58/59
B8S 13787-A	Dome lamp - ⊕FEW-13787-C	(a) 1	All except 65,75,76	58
		(b) 1	All except 76	59
B6A 13730-A	Bulb-12 volt-15 C. P. -⊕FDU-13730-A	1	a	
41281-S8	Screw-pan hd. -cr. rec. -No. 8-32 x 1/4"-to attach dome lamp socket	1	a	
370933-S100	Screw-truss hd. -No. 10-12 x 3/4"	2	b	
13790 GASKET (CARGO & DOME LAMPS)				
B9A 13790-A	Sponge rubber - 2-1/2" x 6-1/4" - ⊕2701254	AR		
	Dome lamp	1	56, 77	58/59
		1	All except 76	58
	Cargo lamp	1	56, 77	59
		1	56, 77	58/59
13793 SOCKET (CARGO & DOME LAMPS)				
B7A 13793-B	Includes bracket and wire - ⊕FEG-13793-B	AR		
	Cargo lamp	1	All except 65, 75, 76	57/59
		(a) 1	56, 77	57/58
	Dome lamp	1	All except 65, 75, 76	59
		(a) 1	All except 76	57/58
51751-S8	Screw-pan hd. cr. rec. tap. -No. 8-32 x 1/4"	1	a	59
13796 WIRE (CARGO OR DOME LAMP SOCKET)				
FDR 13796-A	NS- For service use B-13412 and cut to size	AR		
	Dome lamp	1	56, 57, 58, 63, 64, 77	57/59
		1	All except 76	57/58
	Cargo lamp	1	56, 77	59
		1	56, 77	59

Lamps And Wiring

GROUP AND PART NUMBER	DESCRIPTION, SIZE, ETC.	NO. REQ'D	MODEL OR ENGINE CUBIC INCH DISPLACEMENT	YEAR 19__
13A800 RING (HORN BLOWING)				
B6MY 13A800-A	Accessory - also used on models 57A, 58A, 64A, 64B, 76B as of 12-15-55 - ⊕FDT-3624-C	1	All	56
B8S 3627-A	Standard steering - 1956 - use prior to 12-15-55 on models 57A, 58A, 64A, B, 76B - ⊕FDT-3624-D	1	58C, 64B	56/58
B7MY 13A800-A	Use with standard steering - ⊕FEK-3624-A (a)	1	All	57/58
B7MY 13A800-B	Use with power steering and accessory wheel - ⊕FEK-3624-B (a)	1	All	57/58
B9MY 13A800-A	⊕2702285, ⊕PB9M-3624-A	1	All	59
354717-S8	Ring-snap-1-3/64" I.D. x 1-21/64" O.D.	1	a	
359042-S8	Screw-round hd. -No. 8-32 x 1/2"-horn ring and spring to steering wheel	4	a	
13A804 WIRING (HORN RELAY TO HORNS)				
B7A 14440-B	Between starting motor relay and horn relay - ⊕FEG-14440-C	1	All	57
B7MY 13A804-A	⊕FEK-14440-B	1	All	57
B8MY 13A804-A	⊕FEW-14440-A	1	All	58
13A807 SPRING (HORN BLOWING RING)				
B6MY 13A807-A	⊕FAB-3626-B	1	All	56
B5MY 13A807-A	For accessory wheel - 2-13/64" O.D. x 1-1/64" free length - 2-1/2" coils - use with power steering - ⊕FDU-3626-A	1	All	56/58
B7MY 13A807-A	5/16" O.D. x 13/32" free length - 4 coils - use with standard steering - ⊕FEK-3626-B	1to4	All	57/58
13A808 PLATE (HORN BLOWING RING CONTACT)				
FEK 3744-A	Contact plate - 2-9/64" square - (4) 1/4" holes (a) use with standard steering	1	All except 56B, 57B, 58B, 63B, 76A, 77B, D	57
B7MY 13A808-A	2-7/64" square - (4) 1/4" dia. holes equally spaced on a 2-7/16" dia. - use with standard steering - ⊕FEK-3630-A	1	All	57/58
B7MY 13A808-B	3" O.D. - (4) 17/64" dia. holes equally spaced on a 2-19/32" dia. - use with power steering	1	All	57/58
	Used with standard steering wheel - also used with power steering wheel - ⊕FEK-3630-B	1	65A, 75A	57
		1	All except 65A, 75A	57
B6MY 13A808-A	3-13/64" x 2-41/64" with (3) 11/64" holes - ⊕FDT-3630-B	1	58C, 64B	58
B9MY 13A808-A	⊕2702967, ⊕PB9M-3630-A	1	All	59
13A810 RETAINER (STEERING WHEEL HUB EMBLEM)				
B9MY 13A810-A	⊕2703102, ⊕PB9M-3650-A	1	All	59
13A813 PAD (HORN BLOWING RING SHOCK)				
B6MY 13A813-A	U shape rubber - ⊕FDT-3672-B	1	58C, 64B	58
B9MY 13A813-A	⊕2702966, ⊕PB9M-3672-A	1	All	59
13A815 CUP (HORN BLOWING RING CONTACT)				
B7MY 13A815-A	Cup-cup I.D. - 1-31/32" x 5/16" deep - (4) tabs with (4) 1/4" dia. holes equally spaced on a 2-29/64" dia. - standard equipment on standard steering - ⊕FEK-3673-A	1	All	57/58
B7MY 13A815-B	Cup-cup I.D. - 2-1/32" x 27/64" deep - (4) tabs with (4) 17/64" dia. holes equally spaced on a 2-39/64" dia. - use with power steering - ⊕FEK-3673-B	1	56B, 57B, C, 58B, 63B, C, 76B, C, 77B, D	57/58

Lamps And Wiring

GROUP AND PART NUMBER	DESCRIPTION, SIZE, ETC.	NO. REQ'D	MODEL OR ENGINE CUBIC INCH DISPLACEMENT	YEAR 19__
13A816 INSULATOR (HORN BLOWING RING)				
B7MY 13A816-A	11/64" I. D. x 21/64" O. D. x 9/64" long - standard steering - ⊕FEK-33673-A	(a) 4	All except 56B, 57B, 58B, 63B, 76B, 77B, D 65, 75	57 58
B7MY 13A816-B	3-1/16" O. D. - (4) 5/32" dia. holes equally spaced on a 2-19/32" dia. - standard equipment with power steering - ⊕FEK-33673-B Accessory equipment	(a) 1	56B, 57B, 58B, 63B, 65A, 75A, 76B, 77B, D	57
		(a) 1	All except 56B, 57B, 58B, 63B, 65A, 75A, 76B, 77B, D	57
		1	All	58
B9MY 13A816-A	⊕2702969, ⊕PB9M-33673-A	3	All	59
50252-S8	Screw-cross recessed round hd. -No. 8-32 x 1/4"- attaches horn ring contact plate and cup and insulators to horn blowing ring	4	a	
13A824 BRUSH & INSULATOR (HORN BLOWING RING CONTACT)				
	See basic part number 3788			
13A827 INSULATOR & WIRE (HORN BLOWING RING)				
B9MY 13A827-A	Standard transmission - ⊕2703520, ⊕PB9M-14257-A	1	56A, 57A, 63A, 64A, 76A, 77A	59
13828-31 BRACKET (HORN MOUNTING)				
FDK 13830-C	R. H.	(a) 1	All	56
FDK 13831-C	L. H.	(a) 1	All	56
FEK 13830-A	R. H. - used with sea shell type horn - low pitch	1	All	57
FEK 13831-A	L. H. - used with sea shell type horn - high pitch	1	All	57
FEW 13828-D	R. H. - used with sea shell type horn	1	All	58
FEW 13829-D	L. H. - used with sea shell type horn	1	All	58
B9FM 13828-A	R. H. - high pitch - all except 76 without a/cond. - for 76 use PB9M-13830-A	1	All	59
B9FM 13829-A	L. H. - low pitch - all except 76 without a/cond. - for 76 use PB9M-13831-A	1	All	59
PB9M 13830-A	Used with A/cond. - standard on model 76 - ⊕2701115	1	All	59
PB9M 13831-A	Used with A/cond. - standard on model 76 - ⊕2701111	1	All	59
33921-S13	Nut-hex. -1/4"-28- (2) R. H. bracket to low pitch horn (2) L. H. bracket to high pitch horn	4	a	
13832-3 HORN				
B5T 13832-B	High pitch - sea shell type - ⊕FDM-13832-B	1	All	56
B5T 13833-B	Low pitch - sea shell type - ⊕FDM-13833-B	1	All	56
B7A 13833-B	Low pitch - 12 volt - sea shell type - ⊕FEG-13833-C	1	All	56
FEM 13833-A	Low pitch - sea shell type - 12 volt	1	All	56
B8A 13832-A	R. H. - high pitch - sea shell type - ⊕FET-13832-D	1	All	56/59
B8A 13833-A	L. H. - low pitch - sea shell type - ⊕FET-13833-D	1	All	56/59
13A836 PLATE (HORN BLOWING RING SHOCK PAD RETAINER)				
B3LY 13A836-A	⊕FAC-33671-A	1	All	56
13853 RELAY & BRACKET (HORN)				
2Q 13853-A	12 Volt	1	All	56
B8C 13853-A	12 Volt - ⊕FFD-13853-A	1	All	56/59
13927 WIRE (HORN RING)				
B5MY 13927-A	⊕FDK-14308-A	1	All	56

Lamps And Wiring

GROUP AND PART NUMBER	DESCRIPTION, SIZE, ETC.	NO. REQ'D	MODEL OR ENGINE CUBIC INCH DISPLACEMENT	YEAR 19__
13966 PAD (TURN SIGNAL INDICATOR LAMP MOUNTING)				
FEK 13966-A	L. H.	1	76B Cruiser Conv.	57
13967 GASKET (TURN SIGNAL INDICATOR LAMP MOUNTING)				
FEK 13967-B	L. H.	1	76B Cruiser Conv.	57
FEK 13988-B	R. H.	1	76B Cruiser Conv.	57
FEW 13988-A		2	57C, 63C, 76C	58
13969 LAMP (TURN SIGNAL INDICATOR)				
FEW 13969-B		(a) 2	76B	57
FEW 13969-D	Fender mounted twin signal indicator without reflector prism	2	All	58
34053-S	Nut-hex. -No. 10-24	4	a	
13972 PRISM (TURN SIGNAL INDICATOR LAMP)				
FEK 13972-B		2	76B	57
		2	All	58
13974 HOUSING (TURN SIGNAL INDICATOR LAMP RETAINER)				
FEK 13974-A		2	76B	57
		2	57C, 63C, 76C	58
13976 GASKET (TURN SIGNAL INDICATOR LAMP SOCKET)				
FEK 13976-A		2	76B	57
		2	57C, 63C, 76C	58
13982 PLATE (TURN SIGNAL INDICATOR LAMP BODY MOUNTING)				
FEK 13982-A		(a) 2	76B	57
		2	57C, 63C, 76C	58
43250-S8	Screw and washer-No. 6-32 x 1/2"	2	a	
43394-S8	Screw and washer-No. 6-32 x 3/4"	2	a	
13983 GASKET (TURN SIGNAL INDICATOR)				
FEK 13983-A		2	76B	57
		2	57C, 63C, 76C	58
13989 SOCKET & WIRE (TURN SIGNAL INDICATOR LAMP)				
FEW 13989-A		2	76B	57
		2	57C, 63C, 76C	58
14A004 BRACKET (WIRING HARNESS MOUNTING)				
B9FM 14A004-A	Used to secure main wiring 12629 to dash	1	All	59
14A005 WIRING (BODY MAIN)				
B8MY 14A005-A	Use on models built after 5-15-58 - for cars built prior to 5-15-58 see basic part number 14289-90 - @FEW-12629-B	1	All except 58C, 64B	58
B8MY 14A005-B	Use on models built after 5-15-58 - for cars built prior to 5-15-58 see basic part number 14289-90 @FEW-12629-E	1	58C, 64B	58
B8MY 14A005-C	Use with 100 amp. alternator - @FEW-12629-K	1	All	58
B8MY 14A005-D	Use with 50 amp. heavy duty and 50-60 amp. alternators - @FEW-12629-L	1	All	58
B9FM 14A005-A	Use on models built prior to 5-1-59	1	All	59
B9MF 14A005-C	Use on models built after 5-1-59	1	All	59

Lamps And Wiring

GROUP AND PART NUMBER	DESCRIPTION, SIZE, ETC.	NO. REQ'D	MODEL OR ENGINE CUBIC INCH DISPLACEMENT	YEAR 19__
14A010 GASKET (TAILGATE LIMIT SWITCH)				
B9FM 14A010-A	Rubber	1	56, 77	59
14A011 SWITCH & BRACKET (TAILGATE) LIMIT				
B9MF 14A011-A	(a)	1	56, 77	59
50803-S8	Screw and washer-pan hd. cr. rec. -No. 8-32 x 3/8"	2	a	
14A017 WIRING (BACK WINDOW REGULATOR) MAIN-JUMPER				
B9MF 14A017-A	24" long - with (4) connections	1	56, 77	59
14A020 PLATE (RIGHT HAND FRONT DOOR WINDOW REGULATOR SWITCH COVER-SINGLE)				
	See basic part number 14530			
14A021 PLATE (WINDOW REGULATOR MULTIPLE SWITCH COVER-WITH SINGLE SWITCH OPENING)				
	See basic part number 14531			
14A021 PLATE (WINDOW REGULATOR MULTIPLE SWITCH COVER-WITH 5 & 6 SWITCH OPENINGS)				
	See basic part number 14532			
14A027 WIRING (WINDOW REGULATOR REAR SWITCH) FEED				
B7A 14705-A	Window regulator rear switch feed - 14 terminals - ⊕FEG-14705-A	1	All	56
B7MY 14A027-A	111-3/4" long with (10) connections - ⊕FEK-14705-A	1	All	57/58
B9MF 14A027-B	For rear doors or quarters - located from multiple switch at instrument panel to rear door or quarter wires	1	All	59
14066 GASKET (AIR CONDITIONER EVAPORATOR)				
FEW 14066-A	Left side	1	All	58
FEW 14063-A	NS-Right side - for service cut to size 8-1/2" x 23/32" from FEW-14066-A	1	All	58
FEW 19603-A	NS-Seal - damper door baffle - for service cut to size 1/4" x 5-3/4" from FEW-14066-A	1	All	58
FEW 19603-B	NS-Seal - damper door baffle - for service cut to size 1/4" x 8" from FEW-14066-A	1	All	58
FEW 19603-C	NS-Seal - damper door baffle - for service cut to size 13/32" x 5-5/8" from FEW-14066-A	1	All	58
FEW 19603-D	NS-Seal - damper door baffle - for service cut to size 1/2" x 8" from FEW-14066-A	1	All	58
14A067 PANEL (FUSE JUNCTION)				
B6LY 14A067-A	⊕FDU-14708-A	1	All	56/58
B9MY 14A067-A	⊕2703212, EPB9M-14708-A	1	All	59
33795-S8	Nut-hex. -1/4"-20 fuse panel to R. H. brake pedal support	2	a	
34905-S7	Lockwasher-1/4"-fuse panel to R. H. brake support	2	a	
42643-S8	Screw-hex. hd. self tapping-1/4"-14 fuse block to cowl panel - L. H. side	2	a	
358702-S8	Bolt and clip assy. -1/4"-20 x 1-3/8"-fuse panel to R. H. brake pedal support	2	a	
14167 GASKET (AIR CONDITIONER EVAPORATOR TEMPERATURE CONTROL THERMOSTAT COVER)				
FEK 14167-A	For air conditioner except hang-on	1	All	57
FEW 14167-A	For air conditioner except hang-on	1	All	58
PB9M 14167-A	For air conditioner except hang-on -⊕2702726	1	All	59

Lamps And Wiring

GROUP AND PART NUMBER	DESCRIPTION, SIZE, ETC.	NO. REQ'D	MODEL OR ENGINE CUBIC INCH DISPLACEMENT	YEAR 19__
14197 CLIP (WIRING LUGGAGE COMPARTMENT LAMP TO DOOR)				
7RA 14197-B	Wiring leads of window regulator motor	1	65,75	57/58
B9FM 14197-A	Steel - to attach wire luggage compartment lamp to inner panel luggage compartment door To attach wiring leads of back window regulator motor models 56, 77	AR 1 AR	All except 56, 77 56,77 All	57/58 57/58 59
14278 SWITCH & BRACKET (WINDOW REGULATOR TAILGATE)				
FEK 14278-A	Used with power back-lite - located at tailgate lock (a)	1	56,77	57/58
B9MF 14278-A	Single - located at tailgate lock	1	56,77	59
50855-S8	Screw and washer assembly-pan hd.cr.rec.- No. 10-32 x 1/4"	2	a	
14289 WIRING (DASH PANEL TO ENGINE GAGE FEED)				
FEK 14289-G		1	65A, 75A	57
PB7M 14289-A	Use with standard and overdrive trans. with ECZ engine only - ⊕ED-FEK-14289	1	All except 65A, 75A	57
PB7M 14289-B	Use with automatic trans. with ECZ engine only - ⊕ED-FEK-14289-K	1	All except 65A, 75A	57
FEW 14289-G	Use with models with standard trans. - use on models built prior to 5-15-58 - for cars built after 5-15-58 see group 12629	1	All	58
FEW 14289-J	Use with automatic trans. - use on models built prior to 5-15-58- for cars built after 5-15-58 see group 12629	1	All	58
FEW 14289-L	Use with alternator and automatic trans.	1	All	58
FEW 14289-M	Use with alternator and standard trans.	1	All	58
PB8M 14289-A		1	58C, 64B	58
B9MF 14289-A	Use with 50 and 60 amp. alternators for models built prior to 7-1-59	1	All except 312	59
B9MF 14289-B	Use with 50 and 60 amp. alternators for models built prior to 7-1-59	1	312	59
B9MF 14289-E	Use with 50 and 60 amp. alternator for models built after 7-1-59	1	383, 430	59
B9MF 14289-F	Use with 50 and 60 amp. alternator for models built after 7-1-59	1	312	59
PB9M 14289-A	Models without alternators built prior to 7-1-59 - ⊕2702491	1	All	59
B9MF 14289-D	Models without alternators built after 7-1-59	1	All	59
14290 WIRING (DASH PANEL TO HEADLAMP JUNCTION)				
FEK 14290-B	Includes headlamp ground wire	1	All	57
FEK 14290-D	Used with 40 amp. generator	1	All	57
FEK 14290-F	Without headlamp ground wire	1	All except 76B Cruiser Conv.	57
FEK 14290-H		1	76B Cruiser Conv.	57
FEW 14290-A	Use on models built prior to 5-15-58 - for cars built after 5-15-58 see group 12629	1	All	58
B9MF 14290-B	Use without alternators	1	All	59
B9MF 14290-C	Use with 50 and 60 amp. alternators	1	All	59

Lamps And Wiring

GROUP AND PART NUMBER	DESCRIPTION, SIZE, ETC.	NO. REQ'D	MODEL OR ENGINE CUBIC INCH DISPLACEMENT	YEAR 19__
14294 KIT (ELECTRIC WIRE TERMINAL)				
B9A 14294-PAK	Consists of the following - ⊕B9FA-14294-A (50) B9A-14294-A wire terminal (25) B9A-14294-B wire terminal (25) B9A-14294-C wire terminal (25) B9A-14294-D wire terminal (25) B9A-14294-E wire terminal (25) B9A-14294-F wire terminal (25) B9A-14294-G wire terminal (25) B9A-14294-H wire terminal (25) B9A-14294-J wire tab faston (25) B9A-14294-K wire tab plug (50) B9A-14294-L wire receptacle (25) B9A-14294-M wire terminal plug (65) B-14466 distributor wire high tension terminal (10) B6A-14487-A wire connector (25) B7A-14487-A wire connector (25) B9A-14487-A wire connector (25) B9A-14487-B wire connector (1) B9A-17018-A crimping tool (1) 1S-278 identification chart Note - above components serviced individually in quantity packs as listed above	AR	All	56/59
14296 WIRE (100 FOOT SPOOL)				
8A 14296-A	No. 16 gage - high tension	AR	All	56/58
B6A 14296-A	No. 12 gage - primary - black	AR	All	56/58
B6A 14296-B	No. 14 gage - black	AR	All	56/58
B6A 14296-C	No. 16 gage - primary - black	AR	All	56/58
FFC 14296-A	No. 8 gage - black	AR	All	57/58
14297 WIRING (ELECTRIC WINDSHIELD WASHER FEED)				
FDT 14297-B	32-1/4" loom with (4) terminals - includes fuse holder	1	All	56
14300 CABLE (BATTERY TO STARTING MOTOR RELAY)				
B6A 14300-A	15" long - ⊕FDR-14300-B	1	All	56
FEK 14300-B	No. 6 gage cable - 12-1/2" between terminal holes	1	All	57/58
COAF 14300-A	15" long	1	All	59
14301 CABLE (BATTERY TO GROUND)				
B6A 14301-A	22-1/2" long-negative ground - ⊕FDS-14301-B	1	All	56
B9MF 14301-D	No. 6 gage cable - 31-3/4" long - used with air conditioner	1	All	56/57
COMF 14301-A	20" to 20.5" between terminals No. 6 gauge wire	1	All	57/58
		1	All except 312	59
FEK 14301-A	No. 6 gage cable - 20" between terminal holes	1	All	58
B9FM 14301-A	24" between terminals - No. 6 gauge wire	1	312	59
14302 WIRE (CARGO LAMP)				
FDV 14302-A	No. 18 gage wire with (2) eyelet type terminals	1	56,57	58
14302 WIRE (COIL TO DISTRIBUTOR) LOW TENSION				
FDV 14302-A	NS-cut 14-1/4" from B6A-14296-C (a)	1	All	56/59
	34079-S8 Nut-hex. -No. 10-32-ignition coil to distributor	1	a	
	34803-S7 Lockwasher-No. 10-ignition coil to distributor	1	a	

Lamps And Wiring

GROUP AND PART NUMBER	DESCRIPTION, SIZE, ETC.	NO. REQ'D	MODEL OR ENGINE CUBIC INCH DISPLACEMENT	YEAR 19__
14303 CABLE (DASH TO ENGINE GROUND)				
FDA 14303-A	9-1/2" long (a)	1	All	56/59
FFC 14303-A	10" long (a)	1	All	59
20328-S	Bolt-hex. hd. -3/8"-16 x 5/8"-cable assy. to L. H. cylinder head	1	a	
31497-S8	Screw-hex. -washer hd. tapping-No. 14-10 x 1/2" cable to dash panel	1	a	
34807-S8	Lockwasher-3/8"-cable assy. to L. H. cylinder head dash panel	1	a	
34940-S7	Lockwasher-external tooth-1/4"-cable assy. to dash panel	1	a	
14305 WIRING (GENERATOR TO GENERATOR REGULATOR)				
FDS 14305-A	(4) ball type terminals - (2) open type terminals (a)	1	All	56
FEK 14305-C	Use with 30 amp. and 40 amp. generator	1	312, 368	57
FEK 14305-C	Use with 30 amp. and 35 amp. generator	1	383, 430	58
FEW 14305-E	Use on vehicles with alternators	1	All	58
B9MF 14305-B	Use with 50 and 60 amp. alternators	1	312	59
B9MF 14305-C	Standard equipment only	1	All	59
B9MF 14305-D	Use with 50 and 60 amp. alternators	1	All except 312	59
B9MF 14305-E	For heavy duty generator only	1	All	59
33796-S7	Nut-hex. -1/4"-28-generator to regulator wiring to generator	1	a	
34079-S8	Nut-hex. -No. 10-32-generator to regulator wiring to generator	2	a	
34803-S7	Lockwasher-No. 10-generator to regulator wiring to generator	2	a	
34805-S7	Lockwasher-1/4"-generator to regulator wiring to generator	1	a	
34940-S7	Lockwasher-external tooth-1/4"-generator to regulator wiring to generator	1	a	
14334 WIRE (DOME OR CARGO LAMP) FEED				
B6A 14334-A	99-1/4" long - 5 terminals (a)	1	79	56
FDR 14334-A	NS-For service use FDR-14334-A (a)	1	57B, 58B, 64C, 64D, 70, 73	56
FEK 14334-E	Dome lamp - length 110" with (5) single terminals	1	56, 57, 58, 63, 64, 77	57
FEK 14334-B	Roof side - rear quarter - 110" long with (3) single terminals - for 1958 used on cars built after 3-24-58	1	65, 75	57/58
FEW 14334-B	NS-Dome lamp - improvise locally from No. 16 or No. 18 gage wire approximately length 115"	1	All except 65, 75, 76	58
FEW 14334-C	Roof side - rear quarter - used with illuminated ornament - approx. length 103" with (6) terminals - used on cars built prior to 3-24-58- (Not used in the State of California)	1	65, 75	58
B9FM 14334-B	NS-Improvise locally from No. 16 or No. 18 gauge wire 131" long	1	All except 76	59
354328-S8	Clip-spring steel-approx. 1/2" x 1-17/64"	1	a	
14342 SPRING (KEYBOARD SELECTOR PARK)				
FEK 14342-A	Automatic transmission - use on cars built prior to approx. 5-15-58	1	312, 368, 383 (mod.), 383, 430	57/58
FEW 14342-B	Automatic transmission - use on cars built after approx. 5-15-58	1	383 (mod.), 383, 430	58
14343 WIRE (CIGAR LIGHTER GROUND)				
B9MF 14343-A		1	All	57/58
		1	63C, 76C	59

Lamps And Wiring

GROUP AND PART NUMBER	DESCRIPTION, SIZE, ETC.	NO. REQ'D	MODEL OR ENGINE CUBIC INCH DISPLACEMENT	YEAR 19__
14350 WIRE (CIGAR LIGHTER)				
FDT 14350-A	NS-Front seat back - 99" long - for service use FDU-14350-A	1	57A, 58A	56
	For service use FDU-14350-A by cutting to 99"(a)	1	75	57/58
FDU 14350-A	Front seat back - 115" long (a)	1	75	57/58
356663-S2	Clip	2	a	
14362 WIRING (TOP CONTROL RELAY TO CIRCUIT BREAKER)				
	See basic part number 15A668			
14381 WIRE (OVERDRIVE HARNESS TO IGNITION COIL)				
FDT 14381-A	NS-Distributor side - cut 31-1/2" from No. 18 gage wire	1	312	56
FEK 14381-A	O/drive - distributor side - cut 23-1/2" from No. 18 gage wire	1	312,383(mod.)	57/58
14382 WIRING & SWITCH (TRANSMISSION OVERDRIVE SOLENOID TO RELAY)				
	See basic part number 7A200			
14389 WIRE (REAR QUARTER ORNAMENT LAMP)				
FDU 14389-A	NS-rear quarter ornament lamp - for service use B-13412	2	65, 75	57/58
14401 WIRING (INSTRUMENT PANEL TO DASH PANEL) MAIN				
FDT 14401-C	80" loom-with (74) terminals	1	All	56
FEK 14401-J	Restricted to models built prior to 1-1-57	1	All except 65, 75	57
FEK 14401-S	Used for quadra lites with 40 amp. generator	1	All except 65A, 75A	57
FEK 14401-Y	Effective after 1-1-57	1	All except 65, 75	57
FEK 14401-AA	Used with quadra lites with 40 amp. generator	1	65, 75	57
FEW 14401-H	Use on models built prior to 5-15-58	1	All	58
FEW 14401-J	Use on models built after 5-15-58	1	All	58
FEW 14401-R	Use with alternator	1	All	58
B9MF 14401-A	Models without alternators built prior to 7-1-59	1	All	59
B9MF 14401-B	Models with alternators built prior to 7-1-59	1	All	59
B9MF 14401-C	Models without alternators built after 7-1-59	1	All	59
B9MF 14401-D	Models with alternators built after 7-1-59	1	All	59
14405 WIRING (REAR LAMPS)				
FDT 14405-E	274-3/4" loom - (15) terminals (a)	1	79	56
FDT 14405-F	262-3/4" loom - (19) terminals (a)	1	64A, 64B, 76B	56
FDT 14405-G	279-3/4" loom - (19) terminals (a)	1	57A, 58A	56
FDT 14405-H	279-1/4" loom - (15) terminals (a)	1	57B, 58B, 73	56
FDT 14405-J	265-1/4" loom - (15) terminals (a)	1	64C, 64D, 70	56
FEK 14405-A		1	57, 58, 63, 64	57/58
FEK 14405-E		1	56, 77	57/58
FEK 14405-F		1	76A, B	57/58
FEW 14405-K	Use on model built prior to 4-16-58	1	76C	58
FEW 14405-L	Use on model built prior to 4-16-58	1	57C	58
FEW 14405-M	Use on model built prior to 4-16-58	1	63C	58
FEW 14405-S	Use on model built prior to 4-16-58	1	65A, 75A	58
FEW 14405-Y	Use on models built after 4-16-58	1	63A, B, 64A, B, 76A, B,	58
FEW 14405-Z	Use on models built after 4-16-58	1	57C, 63C, 76C	58
FEW 14405-AB	Use on models built after 4-16-58	1	65A, 75A	58
FEW 14405-AG	Use on models built after 4-16-58	1	56, 77	58
B9MF 14405-D		1	57A, B, 58A, B, 63A, B, 64A, 76A	59
B9MF 14405-E		1	57C, 63C, 76C	59
B9MF 14405-F		1	56, 77	59
31497-S8	Screw-hex. hd. tapping-No. 14-10 x 1/2"-wiring assy. to lower windshield reinforcement	AR	a	
CONTINUED ON NEXT PAGE				

Lamps And Wiring

GROUP AND PART NUMBER	DESCRIPTION, SIZE, ETC.	NO. REQD	MODEL OR ENGINE CUBIC INCH DISPLACEMENT	YEAR 19_____
14405 WIRING (REAR LAMPS) CONTINUED				
352211-S32	Clip-wiring to rear floor cross member	5	a	
354188-S32	Clip-wiring to front floor pan assy.	4	a	
354307-S32	Clip-wiring (2) wiring to package tray to floor strainer-L. H. (2) wiring to package tray panel (1) wiring to R. H. quarter pillar brace	AR	a	
354334-S	Grommet-wiring (1) wiring thru L. H. rear corner pillar (1) wiring thru lower back panel	AR	a	
354335-S	Grommet-wiring thru R. H. rear corner pillar	AR	a	
354876-S32	Clip-wiring (2) wiring to rear floor pan (2) wiring to dash panel (3) wiring to front floor pan	AR	a	
354927-S	Grommet-wiring thru rear floor pan	AR	a	
356668-S32	Clip-wiring to flange of quarter wheelhouse-L. H. wiring to flange of package tray wiring to flange of rear floor pan wiring to flange of rear seat front riser	AR 1 1 2	a a a a	
14413 SWITCH & WIRE (GLOVE COMPARTMENT LAMP)				
FDT 14413-A	Length of switch and socket - 2-1/16"	1	All	56
FEK 14413-A	Switch and wire - chrome finish	1	All	57/59
14415 WIRING (LICENSE LAMP CONNECTOR)				
B6A 14415-A	23-1/4" loom - with (4) terminals - @FDR-14415-A	1	79	56
14429 FUSE (CIGAR LIGHTER)				
FAA 14429-A		AR	All	57/58
FEW 14429-A		1	All	59
14430 SHELL (FUSE HOLDER)				
FDU 14430-N	3 lug type - with wire	AR	All	56/59
FDU 14430-P	2 lug type - with wire	AR	All	56/59
14431 CABLE (STARTING MOTOR RELAY TO STARTING MOTOR)				
FDT 14431-A	22" long	1	All	56
FEK 14431-A	No. 6 gage cable - 19" between terminal holes	1	All	57/58
B9LF 14431-A	26-1/4" long	1	All	59
COMF 14431-A	27-1/2" long	1	All	59
14434 SPRING (FUSE HOLDER)				
FDU 14434-A	1 amp. - used with 14430 fuse holders	AR	All	56/57
FDU 14434-C	14 amp. - used with 14430 fuse holders	AR	All	56/57
FDU 14434-D	15 amp. - used with 14430 fuse holders	AR	All	56/57
FDU 14434-B	7-1/2 amp. - used with 14430 fuse holders - also used with 14 and 15 amp. fuses	AR	All	56/59
14440 WIRING (HORN RELAY TO HORNS)				
	See basic part number 13A804			
14445 WIRING (HEADLAMP)				
FDT 14445-A	R. H. to L. H. -44-1/2" loom-with (13) terminals	1	All	56

Lamps And Wiring

GROUP AND PART NUMBER	DESCRIPTION, SIZE, ETC.	NO. REQ'D	MODEL OR ENGINE CUBIC INCH DISPLACEMENT	YEAR 19__
14448 BLOCK (ELECTRICAL WIRING JUNCTION)				
8W 14448	3-1/2" long - 3 singles - used with top	1	76B	56
B6A 14448-A	2 singles & 3 doubles - ⊕FDT-14448-A	1	All	56
B6A 14448-B	4 singles - ⊕FDT-14448-B	1	All	56
FDU 14448-B	With 2 terminals	AR	All	56
B9AF 14448-A	4 singles & 2 doubles	1	All	56
B6A 14448-D	Located on front floor pan - ⊕FDU-14448-A			
	Used with 4-way electric seat (a)	1	All	56/58
	Used with electric window regulators (a)	1	All	56/58
	(1) terminal - power seats with manual windows	1	All	59
B7A 14448-A	With (2) terminals - ⊕FDU-14448-B (a)	AR	All	56/59
	(1) power seats			
	(1) power windows			
	(1) convertible top control			
FEL 14448-A	8 single	1	All	57
B9MF 14448-A	For standard and A/T	1	All	59
B9MF 14A725-A	(8) terminals	1	All	59
	34079-S8 Nut-hex. -No. 10-32	AR	a	
	34803-S7 Lockwasher-spring-No. 10	AR	a	
	34903-S7 Lockwasher-internal tooth-No. 10	AR	a	
	42081-S8 Screw-hex.hd. -No. 10-12 x 3/4"	AR	a	
14455 CONNECTOR (WIRING)				
B 14455	Sleeve	AR	All	56/57
B 14487	Bullet terminal - single	AR	All	56/57
B6A 14487-A	Bullet terminal - double - ⊕FDT-14487-B	AR	All	56/58
B7A 14487-A	Bullet terminal - single - ⊕FDT-14487-A	AR	All	56/58
59A 14487	Bullet terminal - double	AR	All	57
B7A 14488-C	⊕FEL-14488-A	AR	All	57/59
FFC 12740-A	Double connector - 1 male - 1 female - 11" leads	AR	All	58/59
FFC 12740-B	Triple connector - 1 male - 2 female - 11" leads	AR	All	58/59
FFC 12740-C	Triple connector - 2 male - 1 female - 11" leads	AR	All	58/59
FFC 12740-D	Quadruple connector - 3 male - 1 female - 11" leads	AR	All	58/59
FFC 12740-E	Quadruple connector - 1 male - 3 female - 11" leads	AR	All	58/59
B7A 14488-B	Used for deck lid lamp - ⊕11A-14488	AR	All	59
14461 TERMINAL (BULLET TYPE)				
01A 14461	For No. 14, 16, 18 gage wire	AR	All	56/59
FDT 14461-A		AR	All	59
14468 TERMINAL (WIRE)				
FAA 14474-A	Female snap on type	AR	All	56/58
B6A 14468-A	Brass - eye type - 11/16" overall length - (1) 1/8" dia. hole	AR	All	57
B6A 14474-A	Female snap on - flay type - ⊕FDR-14474-A	AR	All	57
14478 BRACKET (SEAT REGULATOR MOTOR RELAY MOUNTING)				
	See basic part number 14A704			
14484 SHIELD (WINDOW REGULATOR MOTOR)				
FDL 14484-A	Polyvinyl chloride acetate - approx. 10" x 10" with hole 1/4" dia. and (2) holes 7/32" dia.	AR	All	56/57
14486 SWITCH & WIRING (DIRECTIONAL SIGNAL)				
	See basic part number 13A319			

Lamps And Wiring

GROUP AND PART NUMBER	DESCRIPTION, SIZE, ETC.	NO. REQ'D	MODEL OR ENGINE CUBIC INCH DISPLACEMENT	YEAR 19__
14495 WIRE (IGNITION COIL TO IGNITION RESISTER)				
FDR 14495-B	NS-Make from No. 16 or 18 gage wire	1	312, 368	56/58
14503 COVER (WINDOW CONTROL SWITCH OPENING)				
FEK 14503-A	Chrome finish - zinc die cast - no openings (a) located on right instrument end panel - used when only power back window and/or 4-way power seat are used - refer to housing group when electric switch is used	1	All	57/58
52344-S13	Screw-No. 8-15 x 1/2"	AR	a	
14512 RELAY (WINDOW & SEAT CONTROLS)				
B6A 14512-A	Used with power windows - (1) required for each window on cars built prior to approx. 12-13-55 - ⊕ FDU-14512-A	AR	All	56
14513 BUS BAR (WINDOW REGULATOR CONTROL SWITCH)				
B5A 14513-A	Multiple switch - two window control - ⊕ FEA-14513-A	1	All	56
FEK 14513-A	Approx. length 3-19/32"	1	56, 65, 75, 77	57/58
FEK 14513-B	NS-Use FEK-14513-A by cutting .82" from straight end	1	All except 65, 75	57/58
B9FM 14513-A	4-39/64" long - located at multiple switch housing- used with (6 switch)	1	56, 77	59
B9FM 14513-B	4-9/32" long - located at multiple switch housing- used with (5 switch)	1	All	59
14523-4 PLATE (WINDOW REGULATOR SWITCH MOUNTING) REAR DOORS & QUARTERS				
B6A 14523-A	Single switch - (1) for R. H. front window - (2) for rear windows	3	All	56
B5S 14524-A	Multiple switch - two window control ⊕ FEA-14524-A	1	All	56
FAB 14524-A	Multiple switch - four window control	1	All	56
FEK 14523-A	Steel - for single switches - located on rear doors or quarters	2	All	56/58
PB9M 14523-A	Steel - 2" x 2-5/16"- used with single switch housing - ⊕2701553	AR	All	59
14526 CIRCUIT BREAKER				
B6A 14526-B	15 Amp. - 12 volt - (1) used with air conditioner - (1) used with 4-way seat - (1) used with power windows on cars built prior to approx. 12-13-55 - ⊕ FDU-14526-B	AR	All	56
FDU 14526-D	NS-15 Amp. - 12 volt - for service use B6A-14526-C by bending mounting bracket to proper position - use with power seat - two motor design - on cars built prior to approx. 5-28-56	AR	All	56
B6A 14526-A	30 Amp. 12 volt - located on L. H. side under (b) instrument panel - ⊕ FDR-14526-A Used with windows, seat and top Used with 4-way seat Used with Seat-O-Matic Used with top control Used with electric window regulators	AR 1 1 1 1	All All except 76 All except 76 76 All	56 57/59 57/59 57/59 57/59
B6A 14526-C	15 Amp. - 12 volt - used with power windows (c) after approx. 12-13-55 - ⊕ FDU-14526-C	AR	All	56/59
B6A 14526-G	20 Amp. - 12 volt - ⊕ FDU-14526-G For air conditioner For air conditioner	1 1 1	All All except 76, 79 All	57/58 56 57/59

CONTINUED ON NEXT PAGE

Lamps And Wiring

GROUP AND PART NUMBER	DESCRIPTION, SIZE, ETC.	NO. REQ'D	MODEL OR ENGINE CUBIC INCH DISPLACEMENT	YEAR 19__
14526 CIRCUIT BREAKER (CONTINUED)				
B7A 14526-A	10 Amp. - ⊕FDU-14526-E Used with Seat-O-Matic (a) Also used with electric windshield wiper	1 1	All All	57/59 58/59
FEK 14526-A	12 Amp. - for dual headlamps (a)	1	All	57/58
B8A 14526-A	12 Amp. - 12 volt - for dual headlamps - ⊕FEK-14526-A	1	All	57/59
B9FL 14526-A	20 Amp. - for 4-way seat - located at motor (a)	1	All	57/59
FEK 14526-B	13-1/2 Amp. 12 volt - used with electric backlite (a) Use with electric windows - front doors, rear doors, quarters or backlite	1 AR	56,77 56,77	58 59
31497-S8	Screw-hex.hd.-No.14-10 x 1/2"	1	a, b	
34079-S8	Nut-hex.-No.10-32 x 1/2"	AR	a, b, c	
34803-S7	Lockwasher-No.10	AR	a, b, c	
34903-S7-8	Washer-external tooth lock-No.10	AR	a, c	
42127-S8	Screw-hex.washer hd.-No.10-12 x 1/2"	AR	a, c	
42728-S8	Screw and washer assy.-No.10-32 x 1/2"	AR	a	
14526-7 FUSES (LIGHTING CIRCUIT)				
B 14527	Kit - fuse - 20 amp. - consists of the following - (5) B-14526	AR	All	56
A6A 14527-B	Kit - fuse - 3 amp. - consists of the following - (5) 51A-14526-B	AR	All	56
FAA 14429-A	(1) for front seat back cigar lighter (1) for rear quarter side panel cigar lighter (1) for instrument panel cigar lighter	AR	All	56/58
FEW 14429-A	Use for cigar lighter in arm rest, door panels, front seat back and instrument panel	AR	All	56/58
8M 14526	15 Amp. - cigar lighter	1	All	56/59
A6A 14527-C	Kit - fuse - 9 amp. - consists of the following - (5) 8M-15608	AR	All	56/59
AOA 14527-A	Kit - fuse - 14 amp. - consists of the following - (5) 8A-14526	AR	All	56/59
B6A 14527-A	7.5 Amp. - ⊕FDR-15398-A (1) for back-up lamps (1) for directional signal (1) for dome and courtesy lamp (1) for interior lights (1) for magnematic type windshield washer (1) for multiple lubricator (1) for radio (1) for spotlight	AR	All	56/59
8A 14526	NS-14 Amp. - serviced in 14527 kit (1) for heater (1) for radio antenna	2	All	57
B6A 14527-B	Kit - fuse - 5 amp. - radio - consists of the following - (5) FDR-19003-A	AR	All	58
14527 HOUSING (WINDOW REGULATOR MULTIPLE SWITCH)				
FEK 14527-A	(5) Switch type - located at L.H. instrument panel extension (a)	1	56,65,75,77	57/58
FEK 14527-B	(4) Switch type - located at L.H. instrument panel extension	1	All except 65,75	57/58
B9MF 14527-A	(6) Switch openings - chrome finish - located at L.H. instrument panel extension - used on cars built after 5-18-59 (b)	1	56,77	59

CONTINUED ON NEXT PAGE

Lamps And Wiring

GROUP AND PART NUMBER	DESCRIPTION, SIZE, ETC.	NO. REQ'D	MODEL OR ENGINE CUBIC INCH DISPLACEMENT	YEAR 19__
14527 HOUSING (WINDOW REGULATOR MULTIPLE SWITCH) CONTINUED				
B9MF 14527-B	(5) Switch openings - chrome finish - located at L. H. instrument panel extension - on cars built after 5-18-59 (b)	1	All	59
	Also used for Station Wagon electric back lite with manual windows - used with plate group 14531 (b)	1	56, 77	59
PB9M 14527-A	(6) Switch openings - chrome finish - located at L. H. instrument panel extension on cars built prior to 5-18-59 - @2701376 (a)	1	56, 77	59
PB9M 14527-B	(5) Switch openings - chrome finish - located at L. H. instrument panel extension on cars built prior to 5-18-59 - @2701377 (a)	1	All	59
	Also used for Station Wagon electric back lite with manual windows - used with plate - group 14531 (a)	1	56, 77	59
52344-S13	Screw-oval hd. cr. rec. tap-No. 8-15 x 1/2"	AR	a	
351769-S13	Screw-stove hd. cr. rec. -No. 8-15	2	b	
14528 HOUSING (WINDOW REGULATOR CONTROL SWITCH)				
B5A 14528-B	Chrome finish - one window control switch - @FAA-14528-B	AR	All	56
B5A 14528-C	Chrome finish - two window control switch - @FAA-14527-C	1	All	56
B5S 14528-A	Chrome finish - four window control switch - @FEA-14527-C	1	All	56
FEK 14528-A	Single - chrome finish - located on L.H. instrument panel extension- with opening for switch for back window only - also located on R.H. instrument panel extension with opening for switch for right front window only (a)	1	All	57/58
FEK 14528-B	Single - chrome finish - round type - used for R.H. & L.H. rear door windows or quarter windows (a)	2	All	57/58
B9MF 14528-A	Front door R. H. - located at R. H. instrument panel extension - used on cars built after 5-18-59	1	All	59
PB9M 14528-A	Front door R. H. - located at R. H. instrument panel extension - used on cars built prior to 5-18-59 - @2701378	1	All	59
PB9M 14528-B	Rear doors or quarters - located at doors or quarters - @2701379	2	All	59
52344-S13	Screw-oval hd. cr. rec. tap-No. 8-15 x 1/2"	AR	a	
14529 SWITCH (WINDOW REGULATOR CONTROL)				
B6A 14529-A	For R. H. front single - for power windows - used on cars built prior to approx. 12-13-55 - @FDR-14529-B	AR	All	56
B6A 14529-B	For R. H. front single - for power windows - used on cars built after approx. 12-13-55 - @FDR-14529-A	AR	All	56
FEK 14529-F	Window - single - located on right rear quarter - NOTE - For L.H. See group 14717	1	63,76	57
FEK 14529-A	Windows - single or multiple - located on L.H. instrument panel extension - single located on R.H. instrument panel extension	AR	All	57/58
FEK 14529-C	Windows - single - located on rear doors or quarters	AR	All except 63,76	57
FEK 14529-E	Window - single - located in tail gate	AR	All except 76	58
		1	56,77	57/58
CONTINUED ON NEXT PAGE				

Lamps And Wiring

GROUP AND PART NUMBER	DESCRIPTION, SIZE, ETC.	NO. REQ'D	MODEL OR ENGINE CUBIC INCH DISPLACEMENT	YEAR 19____
14529 SWITCH (WINDOW REGULATOR CONTROL) CONTINUED				
B9FM 14529-A	Located at tail gate lock	1	56, 77	59
PB9M 14529-A	Located at L. H. instrument panel extension - ⊕2701551			
	For 6-switch housing	5	56, 77	59
	For 5-switch housing	4	All	59
	For 1-switch housing - back window	1	56, 77	59
	For R. H. front door - located at R. H. instrument panel extension	1	All	59
	For R. H. and L. H. rear quarter - located at R. H. and L. H. rear quarter	2	56, 63, 64, 76	59
	(Note-for rear door switches see group 14086-7) (Note-for master control switch see group 14A695)			
14530 PLATE (RIGHT HAND FRONT DOOR WINDOW REGULATOR SINGLE SWITCH COVER)				
B9MF 14A020-A	Plastic - located at R. H. instrument panel extension (a)	1	All	59
52344-S13	Screw-oval hd. cr. rec. tap. -No. 8-15 x 1/2"	2	a	
14531 PLATE (WINDOW REGULATOR MULTIPLE SWITCH COVER-WITH SINGLE SWITCH OPENING)				
B9MF 14A021-A	Plastic - located at L. H. instrument panel extension - used with electric backlite and manual windows	1	56, 77	59
14532 PLATE (WINDOW REGULATOR MULTIPLE SWITCH COVER-WITH 5 & 6 SWITCH OPENINGS)				
B9MF 14A021-B	Plastic - used with 6 switch housing - openings (a) for doors, quarters, backlite and master switch - located at L. H. instrument panel extension	1	56, 77	59
B9MF 14A021-C	Plastic - used with 5 switch housing - openings (a) for doors, quarters and master switch located at L. H. instrument panel extension	1	All except 56, 77	59
351769-S13	Screw-stove hd. cr. rec. -No. 8-15	2	a	
14533 WIRING (ELECTRIC SEAT REGULATOR SWITCH TO RELAY JUMPER)				
PB9M 14533-A	Used with Seat-O-Matic - ⊕2704424	1	All	59
14537-8 SWITCH & WIRING (REAR DOOR WINDOW REGULATOR CONTROL)				
PB9M 14537-A	R. H. - ⊕2701780	1	57, 58, 77	59
PB9M 14538-A	L. H. - ⊕2701781	1	57, 58, 77	59
14539 HOUSING (WINDOW REGULATOR & 4-WAY SEAT CONTROL SWITCH) MULTIPLE				
FEK 14539-A	Multiple - chrome finish - located on L. H. instrument panel extension - with openings for switches for R. H. and L. H. front - R. H. and L. H. rear - back window and for 4-way electric seat (a)	1	56, 65, 75, 77	57/58
FEK 14539-B	Multiple - chrome finish - located on L. H. instrument panel extension - with openings for switches for R. H. and L. H. front - R. H. and L. H. rear windows and for 4-way electric seat (a)	1	All except 65, 75	57/58
FEK 14539-C	Multiple - chrome finish - located on L. H. instrument panel extension - approx. length 7-9/32" - with openings for 4-way seat switch and back window switch (a)	1	56, 65, 75, 77	57/58
52344-S13	Screw-oval hd. cr. rec. tap.-No. 8-15 x 1/2"	AR	a	

Lamps And Wiring

GROUP AND PART NUMBER	DESCRIPTION, SIZE, ETC.	NO. REQ'D	MODEL OR ENGINE CUBIC INCH DISPLACEMENT	YEAR 19__
14540 SWITCH (WINDOW & SEAT REGULATORS)				
B5A 14540-A	For left front - four window control - used on cars built prior to approx. 12-13-55 - ⊕FDK-14540-A	3	All	56
14543 PLATE (EVAPORATOR CORE MOUNTING)				
FEK 14543-A	For hang-on air conditioner	1	All	57/58
14545 SWITCH (WINDOW REGULATORS)				
B5A 14545-A	Used on cars built prior to approx. 12-13-55 - ⊕FEA-14345-A (1) for left front - four window control (2) for left front - two window control (1) for right rear window (1) for left rear window	AR	All	56
14546 RELAY (SEAT REGULATOR CONTROL)				
FDU 14546-A	NS-Used with power seat with manual or power windows - for service use B6A-14512-A by removing 45188-S8 nuts and reversing position of adjacent terminals - used on cars built prior to approx. 5-28-56	1	All	56
B7A 14546-A	Seat control - used with 4-way seat - located at motor - ⊕FEG-14546-A (a)	1	All	57/58
B7S 14546-A	Seat control - used with Seat-O-Matic - located at motor - ⊕FEK-14546-A	AR	All	57/59
B7S 14546-B	Seat-O-Matic - located on L.H. front fender apron and reinforcement assy. - on units built prior to approx. 3-22-57 and on L.H. dash panel - on units built after approx. 3-22-57 - ⊕FDU-19771-A (b)	1	All	57/59
	Seat-O-Matic - located under front seat at junction block - also used with a/cond. - ⊕FDU-19771-A	1	All	59
B9A 14546-A	4-Way seat - located at seat motor - ⊕2701663	1	All	59
	31497-S8 Screw-hex.hd.-No.14-10 x 1/2"	2	b	
	32917-S8 Screw-pan hd.cr.rec.-No.10-32 x 3/8" to attach relay to motor on 4-way seat	2	a	
14546 RELAY (AUTOMATIC THROTTLE CONTROL)				
B7S 14546-B	Also used for Seat-O-Matic power seat - ⊕FDU-19771-A (a)	1	All except 76,79	56
		1	All	57/58
	31497-S8 Screw-hex. -hd. tapping-No. 14-10 x 1/2"-relay to dash panel	1	a	
14547 MOTOR (SEAT REGULATORS)				
FDT 14547-A	Seat regulator - 12 volt - horizontal - used on cars built prior to approx. 5-28-56	1	All	56
FDT 14547-B	Seat regulator - 12 volt - vertical - used on cars built prior to approx. 5-28-56	1	All	56
B7A 14547-B	4-Way seat - motor has flat shaft - dealer to replace terminals where necessary and use BAK-5760408-C coupling - ⊕FET-14547-A and ⊕FEG-14547-A	1	All	57/59
FEK 14547-A	Used with Seat-O-Matic	AR	All	57/59

Lamps And Wiring

GROUP AND PART NUMBER	DESCRIPTION, SIZE, ETC.	NO. REQ'D	MODEL OR ENGINE CUBIC INCH DISPLACEMENT	YEAR 19__
14550 SUPPORT (STARTER CABLE)				
B7A 14550-A	⊕FEG-14550-A	1	All	58
14553 MOTOR (WINDOWS-TOP LIFT & SEAT REGULATORS)				
B6A 14553-C	12 Volt - (1) required for each window regulator - when used on 64-76 models for rear power windows - restrict to cars built prior to approx. 12-13-55 - ⊕FDT-14553-A	AR	All	56
	Front windows	2	All	57/58
	Rear door windows	2	57, 58, 75, 77	57/58
	Rear quarter windows	2	56, 64, 65	57/58
	Rear quarter windows	2	63	58
B7A 14553-B	12 Volt - (1) for R. H. and (1) for L. H. rear power windows on cars built approx. after 12-13-55 - ⊕FDR-14553-A	1	64, 76	56
	12 Volt - used on electric quarter window regulators - ⊕FEG-14553-B	2	63, 76	57/58
FEG 14553-A	12 Volt - back window	1	56, 65, 75, 77	57/58
14553 KIT-MOTOR (WINDOW REGULATOR)				
59LK 14553-A	Used for all windows Consists of the following - (1) FFC-14553-C motor (2) 31660-S8 bolt - No. 10-32 x 7/8" (2) 34823-S7 lockwasher - No. 10 Note - terminal change by dealer required for some applications	1	All	56 & 59
14554 GASKET (WINDOW REGULATOR)				
FAA 14554-A	Used with single switch	AR	All	56
14559 CLIP (WINDOW & SEAT REGULATOR SWITCH RETAINING)				
7RA 14197-B		AR	All	56/58
FAA 14559-A	Power window and seat switch retaining and electric back lite	AR	All	56/59
14567 GROMMET (ELECTRICAL WIRING)				
8M 14567	For license lamp connector wiring assy. thru inner panel of tailgate	1	79	56
14570 CLIP (WINDOW REGULATOR HOUSING RETAINER)				
FAA 14570-A	Approx. 7/8" long - use also with power seat	AR	All	56/59
14608 RETAINER (GROMMET)				
8A 14608	For selector control cable in dash panel with automatic trans. - for wiring and switch assy. thru cowl side panel	1	All except 57A, 58A, 63A, 64A, 76A	56/58
14610 SOLENOID ASSEMBLY (SEAT REGULATOR CONTROL)				
B7A 14610-A	Used with 4-way seat - ⊕FEG-14610-A	2	All	57/59
14613 RETAINER (GROMMET WIRING THROUGH DASH) TOP CONTROL				
B9FM 14613-A	Steel - used with wiring top control relay to circuit breaker	1	All	59

Lamps And Wiring

GROUP AND PART NUMBER	DESCRIPTION, SIZE, ETC.	NO. REQ'D	MODEL OR ENGINE CUBIC INCH DISPLACEMENT	YEAR 19__
14616 GASKET (WINDOW REGULATOR)				
B5S 14616-A	Used with multiple switch - two window control - ⊕FEA-14616-A	1	All	56
14626 WIRE (IGNITION SWITCH TO POWER SEAT & POWER WINDOW SWITCH CIRCUIT BREAKER)				
FDU 14626-A	NS-Used with power seats and power windows on cars built prior to approx. 12-13-55 - for service make from 12 gage wire - used with power seats and manual windows on cars built approx. after 12-13-55	AR	All	56
14630-1 WIRING (ELECTRIC WINDOW REGULATOR) FRONT DOORS				
B6A 14630-B	R. H. - used on cars built approx. after 12-13-55 - ⊕FDR-14630-B	1	All	56
B6A 14631-C	L. H. - used with front and rear door window control on cars built approx. after 12-13-55 - ⊕FDR-14631-C	1	All	56
FDR 14631-A	L. H. - 26 terminals - used with four window control on cars built prior to approx. 12-13-55	1	All	56
FDR 14631-B	NS-L. H. - used with two window control switch - for service use FDR-14631-A by eleminating extra leads - used on cars built prior to approx. 12-13-55	1	All	56
FEK 14630-B	R.H. - (8) terminals	1	All	57/58
FEK 14631-A	L.H. - (7) terminals	1	All	57/58
B9FM 14630-B	R. H.	1	All	59
B9FM 14631-B	L. H.	1	All	59
14632-3 WIRING (ELECTRIC WINDOW REGULATOR) REAR DOOR				
B6A 14633-B	L. H. - used on cars built approx. after 12-13-55 - ⊕FDR-14633-B	1	All	56
FEK 14632-A	R.H. - (12) terminals - electric	1	57,58,75,77	57/58
FEK 14633-A	L.H. - (12) terminals - electric	1	57,58,75,77	57/58
B9MF 14632-A	R. H. - 87-3/4" long with (4) single and (3) multiple connections	1	57, 58, 77	59
B9MF 14633-A	L. H. - 78-1/4" long with (4) single and (3) multiple connections	1	57, 58, 77	59
14643 WIRING (ELECTRIC SEAT REGULATOR) FEED				
	See basic part number 14A698			
14644 WIRING (ELECTRIC WINDOW REGULATOR REAR QUARTER)				
B7A 14644-B	R.H. - ⊕FEG-14644-B	1	63,76	57
		1	76	58
B7A 14702-B	L.H. - ⊕FEG-14702-B	1	63,76	57
		1	76	58
FEK 14644-A	R.H.	1	56,64,65	57
		1	56,63,64,65	58
B8MY 14644-A	L. H. - ⊕FEK-14702-A	1	56,64,65	57
		1	56,63,64,65	58
B9FM 14644-A	114-3/4" long with (3) terminals - (1) for R. H. and (1) for L. H.	AR	56, 63, 64, 76	59
14663 WIRING (ELECTRIC WINDOW REGULATOR MOTOR) JUMPER				
B9MF 14663-A	12" long with (6) connections	1	All	59

Lamps And Wiring

GROUP AND PART NUMBER	DESCRIPTION, SIZE, ETC.	NO. REQ'D	MODEL OR ENGINE CUBIC INCH DISPLACEMENT	YEAR 19__
14672 WIRING (HORN CONNECTING)				
B9FM 14672-A	For A/cond. - standard equipment on model 76	2	All	59
14677 RELAY (ELECTRIC WINDOW REGULATOR IGNITION SAFETY)				
B7A 14677-A	Located on fire wall - used on cars built approx. after 12-13-55 - ⊕FDU-14677-A	1	All	56
	Located on fire wall - ⊕FEL-14677-A (a)	1	All	57/58
31497-S8	Screw-hex.hd.-No. 14-10 x 1/2"	AR	a	
14678 WIRING (WINDOW REGULATOR SAFETY RELAY TO WINDOW CIRCUIT BREAKER)				
FEK 14678-A	With (4) terminals	1	All	57/58
14679 WIRING (STARTING MOTOR RELAY TO WINDOW REGULATOR SAFETY RELAY)				
FDT 14679-A	NS-On cars with power windows - used on cars built after approx. 12-13-55 - for service use FDT-14679-B by eliminating extra lead	1	All except 76	56
FEK 14679-A		1	All	57/58
14683 WIRING (BACK WINDOW REGULATOR FEED)				
FEK 14683-B	Feed - with (9) terminals - approx. 77" long - (a,b) includes grommet, wiring shield and retainer	1	56,77	57/58
B9MF 14683-A	Located at tail gate	1	56,77	59
34079-S8	Nut-hex. -No. 10-32	AR	b	
34803-S7	Lockwasher-No. 10	AR	b	
42127-S8	Screw-hex. washer hd. -No. 10-12 x 1/2"	AR	b	
356668-S	Clip	AR	a	
14687 WIRING (BACK WINDOW REGULATOR) MAIN				
FEK 14687-A	192-1/2" long with (7) terminals (a)	1	65,75	57/58
FEK 14687-B	254" long with (5) terminals (a,b)	1	56,77	57/58
B9MF 14687-A	Located from instrument panel to back window 224" long with (4) connections - used on cars built prior to 6-19-59	1	56,77	59
B9MF 14687-E	Used on cars built from 6-19-59	1	56,77	59
34079-S8	Nut-hex. -No. 10-32	AR	a	
34803-S7	Lockwasher-No. 10	AR	a	
42127-S8	Screw-hex. washer hd. -No. 10-12 x 1/2"	AR	a	
356668-S	Clip	AR	b	
14B693 HOUSING (SEAT REGULATOR CONTROL SWITCH)				
B7MY 14B693-A	Seat - 4-way electric with manual windows chrome finish - ⊕FEK-14685-A (a)	1	All except 65,75	57/58
52344-S13	Screw-No. 8-15 x 1/2"	AR	a	
14695 NUT (SEAT REGULATOR CONTROL SWITCH BEZEL)				
B5A 14695-B	Serrated O.D. 51/64" - chrome finish - used with single motor seat - ⊕FDH-14695-B	1	All	56
FDT 14695-A	Serrated O.D. 29/32" - chrome finish	1	All	56
FEK 14695-A	Chrome finish - 4-way only	1	All	57/58
PB9M 14695-A	4-Way seat - chrome finish - ⊕2700842	1	All	59
14A695 SWITCH (MASTER WINDOW CONTROL-LOCKOUT)				
B9FM 14A695-A	Located at multiple switch housing on L. H. instrument panel extension	1	All	59

Lamps And Wiring

GROUP AND PART NUMBER	DESCRIPTION, SIZE, ETC.	NO. REQ'D	MODEL OR ENGINE CUBIC INCH DISPLACEMENT	YEAR 19__
14A697 WIRING (ELECTRIC SEAT REGULATOR SWITCH TO RELAY)				
B7MY 14A697-A	Used with 4-way seat - ⊕FEK-14642-B (a)	1	All	57/58
B9MF 14A697-A	Seat-O-Matic - used on cars built prior to 6-19-59	1	All	59
B9MF 14A697-B	Used with 4-way seat	1	All	59
B9MF 14A697-C	Seat-O-Matic - used on cars built after 6-19-59	1	All	59
359580-S32	Clip	AR	a	
14A698 WIRING (ELECTRIC SEAT REGULATOR) FEED				
B7A 14643-A	4-Way seat - ⊕FEG-14643-A	1	All	56
B7MY 14A698-A	4-Way seat - ⊕FEK-14643-A (a)	1	All	57
B7MY 14A698-B	Seat-O-Matic - ⊕FEK-14643-B (a)	1	All	57/58
B8MY 14A698-A	4-Way seat - ⊕FEW-14643-A (a)	1	All	58
B9MF 14A698-A	4-Way and Seat-O-Matic	1	All	59
352999-S32	Clip	AR	a	
356628-S	Clip	AR	a	
14700 BEZEL (SEAT REGULATOR CONTROL DIAL)				
FEK 14700-B	Used with Seat-O-Matic	1	All	57/58
14A701 SWITCH (SEAT REGULATOR CONTROL)				
B6MY 14A701-A	4-Way seat - ⊕FDT-14545-A	1	All	56
B7MY 14A701-A	4-Way seat - ⊕FEK-14545-C	1	All	57/58
B9MY 14A701-A	4-Way seat - ⊕2700782, ⊕PB9M-14545-A	1	All	59
14702 WIRING (ELECTRIC WINDOW REGULATOR - REAR QUARTER) L.H.				
	See basic part number 14644			
14A703 INSULATOR (ELECTRIC SEAT RELAY TERMINAL)				
B9MY 14A703-A	(2) req'd. - Seat-O-Matic (3) req'd. - standard equipment in 14444 assy. (2) req'd. - with 312 C.I.D. engine in 12629 assy. - ⊕2704210, ⊕PB9M-14497-A	AR	All	59
14A704 BRACKET (SEAT REGULATOR MOTOR RELAY MOUNTING)				
B7S 14478-A	Seat-O-Matic - ⊕FEK-14478-A	2	All	57/58
		1	All	59
14705 WIRING (WINDOW REGULATOR REAR SWITCH) FEED				
	See basic part number 14A027			
14A706 BEZEL (SEAT REGULATOR CONTROL SWITCH)				
B9MY 14A706-A	4-Way seat - chrome finish - ⊕2700843, ⊕PB9M-14681-A	1	All	59
14710 KNOB (SEAT REGULATOR CONTROL SWITCH)				
B9S 14710-A	Used with two motor design seat on cars built prior to approx. 5-28-56	1	All	56
B7S 14710-A	Used with Seat-O-Matic - located on instrument panel - ⊕FEK-14710-B (a)	1	All	57/58
354293-S8	Screw-hex. socket hd. set. - No. 6-32 x 1/8"- also serviced in FEK-14710-B assembly	1	a	
14711 KNOB (SEAT REGULATOR CONTROL) INNER				
PB9M 14711-B	Seat-O-Matic - chrome finish - ⊕2703913	1	All	59

Lamps And Wiring

GROUP AND PART NUMBER	DESCRIPTION, SIZE, ETC.	NO. REQ'D	MODEL OR ENGINE CUBIC INCH DISPLACEMENT	YEAR 19__
14A712 SWITCH & WIRING (SEAT POSITIONING SWITCH MOTOR)				
B7MY 14A712-A	Seat-O-Matic - vertical - ⊕FEK-14771-A	1	All	57/59
B7MY 14A712-B	Seat-O-Matic - horizontal - ⊕FEK-14771-B	1	All	57/59
14A714 SWITCH & WIRING (SEAT REGULATOR CONTROL POSITIONING TRANSMITTER)				
B9MY 14A714-B	Seat-O-Matic - ⊕FEK-14773-A	1	All	57/58
B9MY 14A714-A	Seat-O-Matic - ⊕2704394, EPB9M-14773-B	1	All	59
14716 WIRE (SEAT REGULATOR & TAILGATE REGULATOR) FEED				
FEK 14716-A	20" long with (2) connections			
	Used with 4-way seat and Seat-O-Matic	(a) 1	All	57/58
	Used with electric tail gate window	(a) 1	56,77	57/58
352999-S32	Clip	AR	a	
356628-S	Clip	AR	a	
14717 SWITCH ASSEMBLY (QUARTER WINDOW REGULATOR) LEFT				
B6A 14717-A	Single - L.H. rear quarter window - used on cars built after approx. 12-13-55 - ⊕FDR-14717-A	1	64	56
FEK 14717-A	L.H. - located at quarter - includes wires NOTE - For R.H. see group 14529	1	63,76	57
14743 SWITCH (TAILGATE WINDOW) LIMIT				
FEK 14743-B		(a) 1	56,77	57/58
34908-S7	Lockwasher-internal tooth-7/16"	1	a	
351038-S8	Nut-special-7/16"-28	1	a	
14751 DIAL (SEAT REGULATOR CONTROL)				
B7S 14751-A	Used with Seat-O-Matic - ⊕FEK-14751-A	(a) 1	All	57
FEW 14751-A	Aluminum - used with Seat-O-Matic	(a) 1	All	58
32194-S8	Screw-No. 6-18 x 3/8"	2	a	
34937-S7	Lockwasher-No. 6	2	a	
14752 COVER (SEAT REGULATOR CONTROL GEAR & POSITIONING SWITCH DUST)				
B7S 14752-A	Aluminum - used with Seat-O-Matic - ⊕FEK-14752-A	2	All	57/58
	Located (1) by each motor	AR	All	59
14753 GEAR ASSEMBLY (SEAT REGULATOR CONTROL POSITIONING SWITCH)				
FEK 14753-A	Vertical motor - used with Seat-O-Matic	1	All	57/59
FEK 14753-B	Horizontal motor - used with Seat-O-Matic	1	56,76,77	57/59
FEK 14753-C	Horizontal motor - used with Seat-O-Matic	1	All except 56,76,77	57/59
14754 HOLDER (SEAT REGULATOR CONTROL GEAR & POSITIONING SWITCH WIRE)				
FEK 14754-A	Aluminum - used with Seat-O-Matic	2	All	57/59
14758 DISC (SEAT REGULATOR CONTROL POINTER)				
B7S 14758-A	Acrylic resin - used with Seat-O-Matic - ⊕FEK-14758-A	(a) 1	All	57/58
356262-S8	Washer-spring	1	a	
14774 WIRING (SEAT REGULATOR CONTROL POSITIONING TRANSMITTER-JUMPER)				
FEK 14774-A	Used with Seat-O-Matic	(a) 1	All	57/58
355987-S8	Nut-3/8"-32	1	a	
356389-S8	Washer-spec.flat-7/16" x 3/4"	1	a	

Lamps And Wiring

GROUP AND PART NUMBER	DESCRIPTION, SIZE, ETC.	NO REQ'D	MODEL OR ENGINE CUBIC INCH DISPLACEMENT	YEAR 19__
14776 CONTROL (SEAT REGULATOR)				
FEK 14776-C	Used with Seat-O-Matic	(a) 1	All	57
FEW 14776-A	Used with Seat-O-Matic	(a) 1	All	58
45242-S8	Nut-No. 10-24	2	a	
359972-S8	Washer-angular-No. 10	1	a	
14788 INSULATOR (SEAT REGULATOR CONTROL POSITIONING TRANSMITTER SWITCH)				
B7S 14788-A	Fiber - used with Seat-O-Matic - ⊕FEK-14788-A	1	All	57/58
14799 BRACKET (FUSE PANEL MOUNTING)				
FEW 14799-A	Use with standard and O/drive	2	All	58
14836-7 MOULDING (FRONT FENDER SIDE LOWER) FRONT				
BAF 14836-A	R. H.	1	All except 58C, 64B, 77B	58
BAF 14837-A	L. H.	1	All except 58C, 64B, 77B	58
14848 SPACER (FRONT FENDER FINISH RAIL)				
BAF 14848-A	Front	2	77B	58
14859 ARM (ANTENNA DRIVE - PRESSURE)				
FFC 14859-A		(a) 1	All	58
358500-S	Screw & washer-fill. hd. - No. 10-24 x 3/8"-attaches arm to base	1	a	
14863 SEAL (ANTENNA MOTOR EXTENSION - NECK)				
FFC 14863-A		1	All	58
14864 GUARD (ANTENNA CONTROL CABLE)				
FFC 14864-A		1	All	58
14866 EXTENSION (ANTENNA MOTOR DRIVE)				
FFC 14866-B		1	All	58
14899 RETAINER (HOOD FRONT MOULDING)				
BAF 14899-B	☆(2) hood - (4) front fender	AR☆	All	58
14910 BEZEL (POWER LUBRICATION)				
FDL 19574-A	Control	1	All	56
FEK 14910-A	Use prior to 2-1-57 - old	1	All	57
FEK 14910-B	Use after 2-1-57 - new	1	All	57
FEW 14910-A		1	All	58
14911 VALVE & BRACKET (POWER LUBRICATION)				
FDL 19573-A	Control	1	All	56
FEK 14911-A	Push valve and light	1	All	57
FEW 14911-A		1	All	58
14912 YOKE SPRING (POWER LUBRICATION)				
FEK 14912-A		1	All	57
FEW 14912-A		1	All	58

Lamps And Wiring

GROUP AND PART NUMBER	DESCRIPTION. SIZE. ETC.	NO. REQ'D	MODEL OR ENGINE CUBIC INCH DISPLACEMENT	YEAR 19__
14919 RETAINER (AIR CONDITIONER EVAPORATOR HOSE)				
FEK 14919-A		1	All	57/58
14922 GASKET & RETAINER (AIR CONDITIONER EVAPORATOR HOSE)				
FEK 14922-A		1	All	57/58
14923 CLAMP (HEATER AIR DUCT RETAINER)				
FEK 14923-A	3-21/64" x 4-1/4" Rectangular - used with A/C	1	All	57/58
14924 CLAMP (HEATER AIR DUCT RETAINER)				
FEK 14924-A	3-1/10" x 4-1/4" Rectangular - used with production installed air conditioner	1	All	57
14925 SWITCH (POWER LUBRICATION WARNING LIGHT)				
FEW 14925-A		1	All	58
14964 SWITCH (POWER LUBRICATION VACUUM CONTACT)				
FEW 14964-A		1	All	58
15000 CLOCK (ELECTRIC WIND)				
FDT 15000-C	Electric - white face with orange hands - with sweep second hand	1	All	56
FEK 15000-F	Electric	1	All except 65, 75, 76B Cruiser Conv.	57
FEK 15000-JB	Electric - dark blue	1	65, 75, 76B Cruiser Conv.	57
FEK 15000-JC	Electric - dark green	1	65, 75, 76B Cruiser Conv.	57
FEK 15000-JD	Electric - medium gold	1	65, 75, 76B Cruiser Conv.	57
FEW 15000-LJ	Electric - aluminum bronze	1	All Cruiser Conv.	58
B9MF 15000-C		1	All	59
15007 NUT (AIR CONTROL MOUNTING)				
FEW 15007-A	☆ (2) air control mounting ☆ (2) heater and/or air conditioner with manual controls - not required with heater and air conditioner with servo control	☆AR	All	58
PB9M 15007-A	Not used when heater and/or A/cond. with climate dial is installed - Ⓢ2703292	2	All	59

MEMO

Lamps And Wiring

GROUP AND PART NUMBER	DESCRIPTION, SIZE, ETC.	NO. REQ'D	MODEL OR ENGINE CUBIC INCH DISPLACEMENT	YEAR 19____
15009 BEZEL (CLOCK)				
FEK 15009-CA	NS-black - serviced in 15000 assy. only	1	65, 75, 76B Cruiser Conv.	57
FEK 15009-CB	NS-dark blue - serviced in 15000 assy. only	1	65, 75, 76B Cruiser Conv.	57
FEK 15009-CC	NS-dark green - serviced in 15000 assy. only	1	65, 75, 76B Cruiser Conv.	57
FEK 15009-CD	NS-medium gold - serviced in 15000 assy. only	1	65, 75, 76B Cruiser Conv.	57
15018 SPRING (CLOCK RETAINING) FOR CLOCK & TACHOMETER				
FEK 15018-A	NS-not replaced - serviced in 15000 and 17340	2	65A, 75A	57
15026 WIRE (CLOCK)				
FDT 15026-C	36-1/4" loom - (4) terminals	1	All except 64D, 70, 73B, 79B	56
FEK 15026-A	With (1) socket and (3) terminals	1	All except 65A, 75A	57
FEK 15026-C	Electric wind	1	65A, 75A	57
FEK 15026-E		1	65, 75, 76B Cruiser Conv.	57
15035 FUSE (CLOCK CIRCUIT)				
FEW 15035-A	1 Amp.	1	All	59
15A046 WIRE (CIGAR LIGHTER FEED)				
B8MY 15A046-A	⊕FEW-14347-A	1	57C, 63C, 76C	58/59
15052 KNOB & ELEMENT (CIGAR LIGHTER)				
FDT 15052-B	Chrome	1	All	56
FEK 15052-B	Chrome - automatic	1	All except 65A, 75A, 76B Cruiser Conv.	57
FEK 15052-F	Chrome - automatic	1	65A, 75A, 76B Cruiser Conv.	57
FEW 15052-C	Must be used when replacing BAE-6404320-D or F by BAF-6404320 for 1957	1	All	58
B9MF 15052-B	Instrument panel	1	All	59
15054 ELEMENT (CIGAR LIGHTER)				
FDU 15054-B	Automatic - 12 volt (1) for instrument panel (1) for front seat back (1) for quarter panel (2) for quarter ash receptacle Chrome finish - used with lighters at instrument panel, seat backs, or quarter arm rests	AR	All	56/58
		AR	All	59
15055 SOCKET & RETAINER (CIGAR LIGHTER)				
FDV 15055-A	(1) for R. H. rear quarter side panel (1) for instrument panel (AR) for quarter arm rests & front seat back	2	All	56
FFC 15055-B	(1) for front seat back - 12 volt (2) for quarter panels (1) for instrument panel (AR) for arm rests	AR	All	57/58
B9MY 15055-A	⊖2702688 (1) for instrument panel (1) for front seat back (2) for rear quarter ☆ Wire-front seat back-6" long with (2) terminals ☆ Wire-front seat back-90" long with (2) terminals ☆ Dealer to improvise from No. 16 gage wire	AR	All	59
15057 BRACKET (CIGAR LIGHTER)				
FEW 15057-A	Cup shaped - 1-37/64" O.D. x 39/64" deep x 1/64" thick	1	All	58

Lamps And Wiring

GROUP AND PART NUMBER	DESCRIPTION, SIZE, ETC.	NO. REQ'D	MODEL OR ENGINE CUBIC INCH DISPLACEMENT	YEAR 19__
15058 BEZEL (CIGAR LIGHTER)				
COMF 15058-A	Located on instrument panel	1	All	59
15063 ADAPTOR (CIGAR LIGHTER SOCKET)				
FEK 15063-A		1	65, 75, 76B Cruiser Conv.	57
		1	All	58
15064 KNOB (CIGAR LIGHTER)				
PB9M 15064-B	Front seat back and arm rests - @2703399	AR	57C, 63C, 76C	59
15072 LAMP (CIGAR LIGHTER)				
B6C 15072-B	12 Volt - @FDV-15072-A - Also used as instrument panel turn signal indicator lamp assy. (2) used for heater control (1) used for air conditioning	AR	65A, 75A	57
15078 KNOB & ELEMENT (CIGAR LIGHTER)				
FDT 15078-A	White knob - for front seat back - for quarter arm rest - R. H. chrome finish - used on front seat back or for quarter arm rest	1 1 AR AR AR	57A, 58A 64A, 76B 57A, 58A, 64A, 76B 65, 75 57C, 63C, 75B, 76C	56 56 56 57 58
PB9M 15078-A	Chrome finish - used for front seat back and arm rests - @2703397	AR	57C, 63C, 76C	59
15108 CLIP (ELECTRICAL WIRING & TUBING)				
BV 15108-A	Roadlamp housing - also serviced in 15254 kit	4	All	56
15200 LAMP (ROAD)				
FDU 15200-A	12 Volt - clear	2	All	56
15214 RING (ROADLAMP RETAINER)				
FDU 15214-A		1	All	56
15220 BULB (ROADLAMP)				
FDU 15220-A	Sealed beam - clear	2	All	56
FDU 15220-B	Sealed beam - amber	2	All	56
15224 SWITCH (ROADLAMP)				
1C 15224-A	Pull type - 2-7/64" long - with (3) terminals - must be used in states requiring headlamps to be off when roadlamps are used - also serviced in 15224 kit	1	All	56
FDL 15224-A	Pull type - 1-23/32" long - with (3) terminals - must be used in states that do not require headlamp to be off when roadlamps are used - also serviced in 15204 kit	1	All	56
15227 BOOT (ROADLAMP ADJUSTING NUT)				
7EH 15227	Rubber	4	All	56
15229 ADAPTOR (ROADLAMP)				
FAA 15229-A		2	All	56
15231 SPRING (ROADLAMP ADAPTOR RETAINER)				
5EH 15231		6	All	56

Lamps And Wiring

GROUP AND PART NUMBER	DESCRIPTION, SIZE, ETC.	NO. REQ'D	MODEL OR ENGINE CUBIC INCH DISPLACEMENT	YEAR 19__
15256-7 HOUSING (ROADLAMP)				
BU 15256-A	R. H. (a)	1	All	56
BU 15257-A	L. H. (a)	1	All	56
20467-S7	Bolt-hex. hd. -5/16"-24 x 1-1/2"-housing to bumper bar	4	a	
34806-S7	Lockwasher-5/16"-housing to bumper bar	4	a	
44722-S8	Washer-flat-5/16"-housing to bumper bar	4	a	
358739-S100	Nut-spring-No. 10-32 housing to front bumper assy.	6	a	
15268 BEZEL (ROADLAMP SWITCH)				
FDT 15268-A		1	All	56
15269 KNOB (ROADLAMP SWITCH)				
FDT 15269-A		1	All	56
15289 SOCKET & WIRING (LUGGAGE COMPARTMENT DOOR EMBLEM)				
FEK 15289-A		1	76B Cruiser Conv.	57
FEK 15289-B		1	65,75,76B	57
	(Not Used in the State of California)	1	65,75,76B,C	58
15301 SPOTLAMP (LESS BRACKET)				
COMY 15301-A	R. H. and L. H. Consists of the following - (1) COMF-15302-A spotlamp (1) FDU-15325-A bracket - inside (1) B9MF-15387-A sleeve - inside	AR	All	59
15311 MIRROR (SPOTLAMP)				
CIMF 15311-A		1	All	59
15312-13 KIT (SPOTLIGHT) ACCESSORY				
FEW 15313-A	L. H. - with bracket	1	All	58
15314-5 KIT - BRACKET (SPOTLAMP)				
59MK 15314-A	R. H. - Consists of the following - (1) B9FM-15314-A bracket - R. H. (3) 52377-S13 screw-No. 10-12 x 1" C. R. oval hd. tap. (1) FDR-15398-A fuse - 7-1/2 amp. (1) SK-B9MF-15301-A installation sheet	1	All	59
59MK 15315-A	L. H. - Consists of the following - (1) B9FM-15315-A bracket - L. H. (3) 52377-S13 screw-No. 10-12 x 1 C. R. oval hd. tap. (1) FDU-15325-A bracket - spotlamp inside (1) FDR-15398-A fuse - 7-1/2 amp. (1) SK-B9MF-15301-A installation sheet	1	All	59
15330 BULB (SPOTLIGHT)				
B6C 15330-A	6" sealed beam - ⊕ FDT-15330-A	1	All	56/57
FDT 15330-B	4" sealed beam	1	All	56/59
15A491 WIRING (BACK-UP LAMP FEED)				
B9MF 15A491-A	Use with S/T - (1) B9FM-14613-A	1	All	59

Lamps And Wiring

GROUP AND PART NUMBER	DESCRIPTION, SIZE, ETC.	NO. REQ'D	MODEL OR ENGINE CUBIC INCH DISPLACEMENT	YEAR 19_____
15500-1 LAMP (BACK-UP)				
59MK 15500-C	Kit - consists of the following - (2) 09B-13465-B bulb - 21 C. P. - 12V S. C. (2) B9FM-15500-C lamp assy. (2) PB9M-15533-B pad - back-up lamp (2) FEK-15536-A wire - back-up lamp socket (8) 372613-S8 screw and lockwasher-No. 8-18 x 5/8" pan hd.	1	All except 56, 77	59
15503 WIRING (SPEED WARNING SIGNAL)				
FEW 15503-B	With (1) bullet terminal and (3) female snap-on terminals	1	All	58
PB9M 15503-A	⊕2702872	1	All	59
15506 WIRING (BACK-UP LAMP SWITCH TO BACK-UP LAMP)				
FDT 15506-C	36-1/4" loom - with (4) terminals - includes fuse holder	1	All	56
FEK 15506-A	Used with standard and O/drive trans. only prior to 2-15-58	1	All	57/58
FEW 15506-A	Use with standard and O/drive trans. built after 2-15-58	1	All	58
FEK 15506-B	Used with automatic transmission only	1	All	58
PB9M 15506-A	With standard transmission - ⊕2704001	1	All	59
15510 GASKET (BACK-UP LAMP LENS)				
PB9M 15510-B	⊕2703870	2	All except 56, 77	59
PB9M 15510-C	⊕2705880	2	56, 77	59
15511-2 BODY (BACK-UP LAMP)				
	See basic part number 15515			
15514 LENS (BACK-UP LAMP)				
FDK 15514-C	"MSB-55"	2	79	56
FDT 15514-A	"MSB-56"	2	All except 79	56
FEK 15514-B	R. H. - MSB-57	1	All	57
FEK 15519-B	L. H. - MSB-57	1	All	57
FEW 15514-A	R. H.	1	All except 57C, 63C, 75B, 76C	58
FEW 15519-A	L. H.	1	All except 57C, 63C, 75B, 76C	58
FEW 15514-C	R. H.	1	57C, 63C, 75B, 76C	58
FEW 15519-C	L. H.	1	57C, 63C, 75B, 76C	58
B9FM 15514-A		2	All except 56, 77	59
B9MF 15514-A		2	56, 77	59
15515 BODY (BACK-UP LAMP)				
B8MY 15515-A	R. H. - ⊕2703877, ⊕PB9M-15511-A	1	56, 77	59
PB9M 15512-A	L. H. - ⊕2703878	1	56, 77	59
B8MY 15515-B	R. H. and L. H. - ⊕2703869, ⊕PB9M-15511-B	2	All except 56, 77	59
15517 BRACKET (BACK-UP LAMP SWITCH MOUNTING)				
FDK 15517-A	1-39/64" wide - use with recirculating ball steering only (a)	1	All	56
FDK 15517-B	1-9/16" wide - use without recirculating ball steering (a)	1	All	56
FEK 15517-A	Used with standard and O/drive trans. only	1	All	57/58
PB9M 15517-A	Use with standard transmission - ⊕2704256	1	All	59
	357148-S8 Screw-hex. washer-hd. tapping-No. 10-16 x 19/64" - bracket to transmission gear shift assy.	1	a	
15519 LENS (BACK-UP LAMP)				
	See basic part number 15514			

Lamps And Wiring

GROUP AND PART NUMBER	DESCRIPTION, SIZE, ETC.	NO. REQ'D	MODEL OR ENGINE CUBIC INCH DISPLACEMENT	YEAR 19_____
15520 SWITCH (BACK-UP LAMP)				
1H 15520-A	Standard and O/drive transmission (a)	1	All	56/59
FEW 15520-C	Includes wires & terminals for push button trans.(a)	1	All	58
34690-S8	Nut-hex. -7/16"-switch to bracket	1	a	
15533 PAD (BACK-UP LAMP)				
PB9M 15533-B	⊕2704455	2	All except 56, 77	59
PB9M 15533-C	⊕2703881	2	56, 77	59
15536 WIRE (BACK-UP LAMP SOCKET)				
FDT 15536-B	9" long	2	All	56
FEK 15536-A		2	All	57/58
		1	All except 56, 77	59
15636 SPRING (ELECTRIC ANTENNA ANTI-RATTLE)				
B8E 15636-A	Type "B" - ⊕FFC-15636-A	1	All	58
15A657 WIRING (TOP CONTROL SWITCH)				
B9FM 15A657-A	12" long with (3) terminals	1	76	59
15A666 WIRE (CIRCUIT BREAKER TO STARTING MOTOR RELAY)				
B7MY 15A666-A	Used with 4-way electric seat and Seat-O-Matic with manual windows - ⊕FEK-14351-A	1	All except 65, 75	57/58
	Used for top control	1	76	57/58
15668 SWITCH (TOP CONTROL) LESS WIRES				
FAA 15668-C		1	76B	56
FEK 15668-A	(a)	1	76	57
FEW 15668-A	(a)	1	76	58
PB9M 15668-A	With (3) connections - located at instrument panel - ⊕2700939	1	76	59
359646-S13	Nut-round-1/2"-28	1	a	
15A668 WIRING (TOP CONTROL RELAY TO CIRCUIT BREAKER)				
B6A 14362-A	161-3/4" long - 6 terminals - black wire - ⊕FDR-14362-A	1	76B	56
B7MY 15A668-A	Approx. 145" long with (9) terminals - ⊕FEK-14362-B	1	76	57
B8MY 15A668-A	Approx. 138" long with (9) terminals - used on jobs built after 3-24-58 - ⊕FEW-14362-A	1	76	58
B8MY 15A668-B	Approx. 145-1/4" long with (6) terminals - used on jobs built prior to 3-24-58 - ⊕FFA-14362-A	1	76	58
B9MY 15A668-A	205" long with (6) connections - used on cars built prior to 6-19-59 - ⊕B9MF-14362-A	1	76	59
B9MY 15A668-B	145" long with (2) double and (4) single connections used on cars built after 6-19-59 - ⊕B9MF-14362-B	1	76	59
15672 RELAY (TOP CONTROL MOTOR)				
FDU 15672-B	Located at hydraulic lift motor	1	76	57
15674 KNOB (TOP CONTROL)				
B8S 15674-A	Chrome finish - with letters "Top" depressed and painted - face approx. 13/32" x 1-15/16" - used with manual locking - ⊕FAB-15674-A	1	76B	56
FEW 15674-B	(a)	1	76	58
B9MF 15674-A	Chrome finish with lettering "Top" - located at instrument panel	1	76	59
89565-S8	Set screw	1	a	

Lamps And Wiring

GROUP AND PART NUMBER	DESCRIPTION. SIZE. ETC.	NO. REQ'D	MODEL OR ENGINE CUBIC INCH DISPLACEMENT	YEAR 19__
15676 BRACKET (TOP LIFT CONTROL SWITCH MOUNTING)				
FDK 15676-A		1	76B	56
FEK 15676-A		1	76B Cruiser Conv.	57
15677 BEZEL (TOP LIFT CONTROL KNOB)				
FAA 15677-A	Chrome finish - 1-1/8" O.D.	1	76B	56
FEK 15677-B	Chrome finish - located at instrument panel NOTE - For 1958 see group 10852	1	76	57
15686 "O" RING (CONVERTIBLE TOP CONTROLS HYDRAULIC PUMP MOTOR SHAFT)				
FDH 15686-A	Also serviced in 59MK-7650745-A kit Use with speed warning device - 19/64" I.D. x 3/8" O.D. x 5/64" thick	1 1	76 All	57 & 59 58
15761 PLATE (LIGHTER RETAINER)				
FEK 15761-A		1	65, 75, 76B Cruiser Conv.	57
15800 HOUSING (TRANSMISSION CONTROL SELECTOR INDICATOR LAMP)				
B8A 15800-A	Automatic transmission - convex in shape - includes retainer and retaining screw - ⊕FDK-15800-AP	1	312,368	56/58
15A801 LAMP (TRANSMISSION CONTROL SELECTOR)				
B9S 13715-A	Automatic transmission - includes bulb, shield, (a) wire, spring and translucent window - also lever type A/T - ⊕B9FS-13715-A	1 1	312 58C, 64B	56/58 58
B9MF 15A801-A	Use with A/T - includes bulb, socket, pointer, wire and terminal, bracket - use for prism type shift selector	1	All	59
B9MY 15A801-A	Use with A/T - includes bulb, wire and terminal (b) use for dial type shift selector - ⊕2703596, ⊕PB9M-13715-A	1	All	59
B9MF 15A803-A	Less bulb, socket, wire and bracket	1	All	59
26457-S	Screw-rd. hd. -No. 8-32 x 1/4"-to attach lamp assy.	3	b	
50801-S	Screw and washer assy. cr. rec. pan hd. -No. 8-32 x 1/4"-lamp assy. to control selector lever socket	1	a	
15A803 CAP & SHIELD (TRANSMISSION CONTROL SELECTOR LAMP)				
	See basic part number 15A801			
15812 SWITCH (TRANSMISSION CONTROL SELECTOR KEYBOARD "NEUTRAL") STARTER				
	See basic part number 7A247			
15815 RETAINER (TRANSMISSION CONTROL SELECTOR INDICATOR LAMP HOUSING)				
B8S 15815-A	Automatic transmission - hairpin shaped - 3/4" long x 5/16" wide with 9/64" dia. hole in center - ⊕FDK-15815-A	(a) 1	312	56/58
51570-S13	Screw-cr. rec. pan hd. -No. 6-32 x 1/4"-retainer to control selector indicator lamp housing	1	a	

Lamps And Wiring

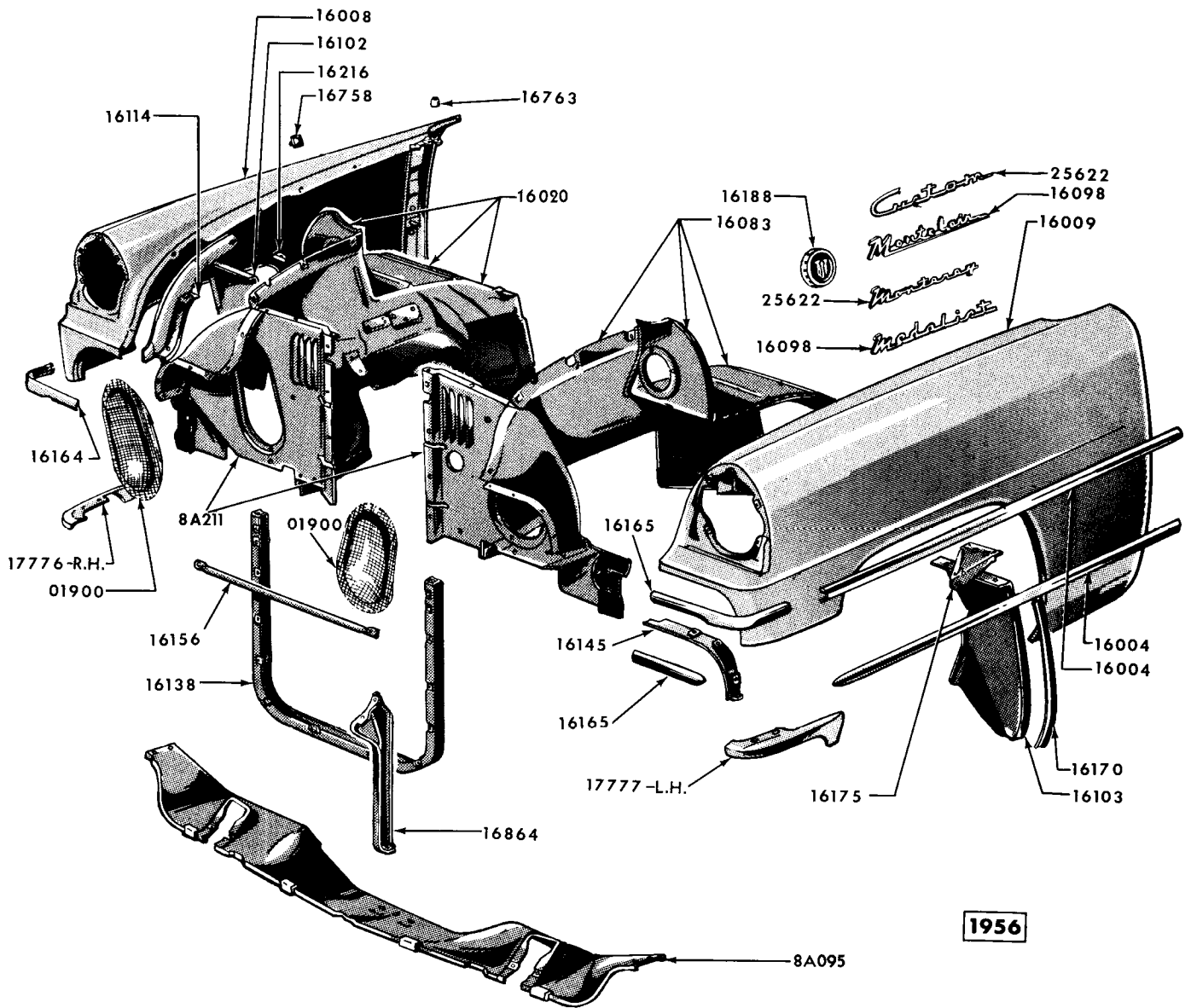
GROUP AND PART NUMBER	DESCRIPTION, SIZE, ETC.	NO. REQ'D	MODEL OR ENGINE CUBIC INCH DISPLACEMENT	YEAR 19__
15821 BEZEL (TRANSMISSION CONTROL SELECTOR KEYBOARD)				
FEK 15821-CP	Automatic transmission - includes socket and wire assy. (a)	1	312,368 except 65,75	57
FEK 15821-DP	Automatic transmission - includes socket and wire assy. (a)	1	65,75,76B Cruiser Conv.	57
FEW 15821-G	Single range	1	312,383(mod.),383	58
FEW 15821-H	Multi drive	1	383(mod.),383,430	58
52771-S13	Screw-pan hd. -No.4-24 x 1/4"	3	a	
15824 KIT (TRANSMISSION REVERSE PARK INHIBITOR SWITCH)				
MHK 15824-A	Automatic transmission - Consists of the following- (1) FEK-15824-C switch (1) FEK-15874-A cable (1) FEK-17260-C cable (2) 31497-S8 screw	1	312, 368	57
58MK 15824-A	Automatic transmission - pressure type - Consists of the following - ☆(1) MED-FEW-15824-B switch ☆(1) PB8M-A-15824-A bracket ☆(1) PB8M-A-15825-A connector push-on type ☆(1) PB8M-A-15826-A nut - 1/2"	1	383,383(mod.),430	58
	☆Details of kit serviced separately			
15824 SWITCH (TRANSMISSION REVERSE & PARK INHIBITOR)				
PB7M 15824-A	Automatic transmission - centrifical type - must be used with ED-FEK-17260-F and FEW-15874-A and 31497-S8 for 1957 models ☆Use with FEW-17260-C and FEW-15874-A on 1958 models built prior to 1-15-58	1	312, 368, 383(mod.)☆, 383☆, 430☆	57/58
PB8M 15824-D	Automatic transmission - pressure type - includes wire and terminal 6" long and (1) 1/4"-18 pipe fitting - for models built after 1-15-58 use with FEW-17260-B	1	383, 383(mod.), 430	58
15825 BLOCK (TRANSMISSION CONTROL SELECTOR NEUTRAL SWITCH TERMINAL)				
	See basic part number 7A217			
15827 INSULATOR (TRANSMISSION CONTROL SELECTOR NEUTRAL SWITCH)				
	See basic part number 7A022			
15843 SWITCH (TRANSMISSION CONTROL INHIBITOR)				
FEK 15843-B	Automatic transmission - on rear of keyboard selector assy. (a)	1	312,368	57
FEW 15843-B	Automatic transmission - on rear of keyboard selector assy. (a)	1	383(mod.),383,430	58
51855-S8	Screw-cr. rec. self tapping-No.8-32 x 3/8"	1	a	

Lamps And Wiring

GROUP AND PART NUMBER	DESCRIPTION, SIZE, ETC.	NO REQD	MODEL OR ENGINE CUBIC INCH DISPLACEMENT	YEAR 19__
15A851 SWITCH & BRACKET (PARKING BRAKE SIGNAL)				
B8MY 15A851-A	With automatic transmission - @FEW-15726-B	1	All	59
15852 SWITCH (PARKING BRAKE SIGNAL LAMP)				
FDK 15852-A	Standard and O/drive trans.	1	All	56/58
FEW 15852-A	Use with automatic trans.	1	All	57/58
FEW 15726-B	Use with automatic trans. with bracket	1	All	57/58
15A852 KIT (PARKING BRAKE WARNING LIGHT)				
B9MY 15A852-A	Consists of the following - @B9FM-15848-A (1) SK-B9FM-15818-A installation sheet (1) B9FM-10A840-A bezel (1) B9FM-10A848-A spring (1) 19B-13466 bulb (1) FEW- 15726-A or switch and bracket FEW-15726-B assy. (1) 2704170 cover	1	All	59
15853 BRACKET (PARKING BRAKE SIGNAL LAMP)				
OH 15853	(a)	1	All	56
34803-S8	Lockwasher-No. 10-bracket to hand brake control assy.	1	a	
15858 FLASHER (PARKING BRAKE SIGNAL LAMP)				
B6A 15858-A	12 Volt - @FDR-15858-A	1	All	57
15869 WIRING (PARKING BRAKE WARNING & INHIBITOR SOLENOID)				
FEK 15869-D	Automatic transmission - includes parking brake signal lamp flasher wiring assy.	1	312,368	57
15872 WIRE (PARKING BRAKE WARNING & INHIBITOR SOLENOID JUMPER)				
FEK 15872-A	Automatic transmission - use with FEK-15824-B	1	312,368	57
FEW 12579-C	Automatic transmission - NS - 24" long - No.18 gage wire - effective approx. 1-15-58 - improvise locally	1	312,383(mod.),383,430	58
15874 CABLE & CORE (TRANSMISSION INHIBITOR DRIVE)				
FEW 15874-A	Automatic transmission - 37-37/64" approx. o/all length - use with FEK-15824-C	1	312,368,383(mod.),383,430	57/58
15876 CORE (TRANSMISSION INHIBITOR DRIVE)				
FEW 15876-A	Automatic transmission - 37-37/64" approx. o/all length - use with FEK-15824-C	1	312,368,383(mod.),383,430	57/58
15880 SIGNAL (SPEED WARNING)				
FEW 15880-A		1	All	58
15882-3 SOCKET & WIRE (PARKING BRAKE RELEASE LAMP)				
FEK 15883-A	Automatic transmission	1	312	57
FEW 15882-A	Automatic transmission - socket assy.	1	312,383(mod.),383,430	58
FEW 15883-B	Standard and O/drive transmission	1	312,383(mod.)	58

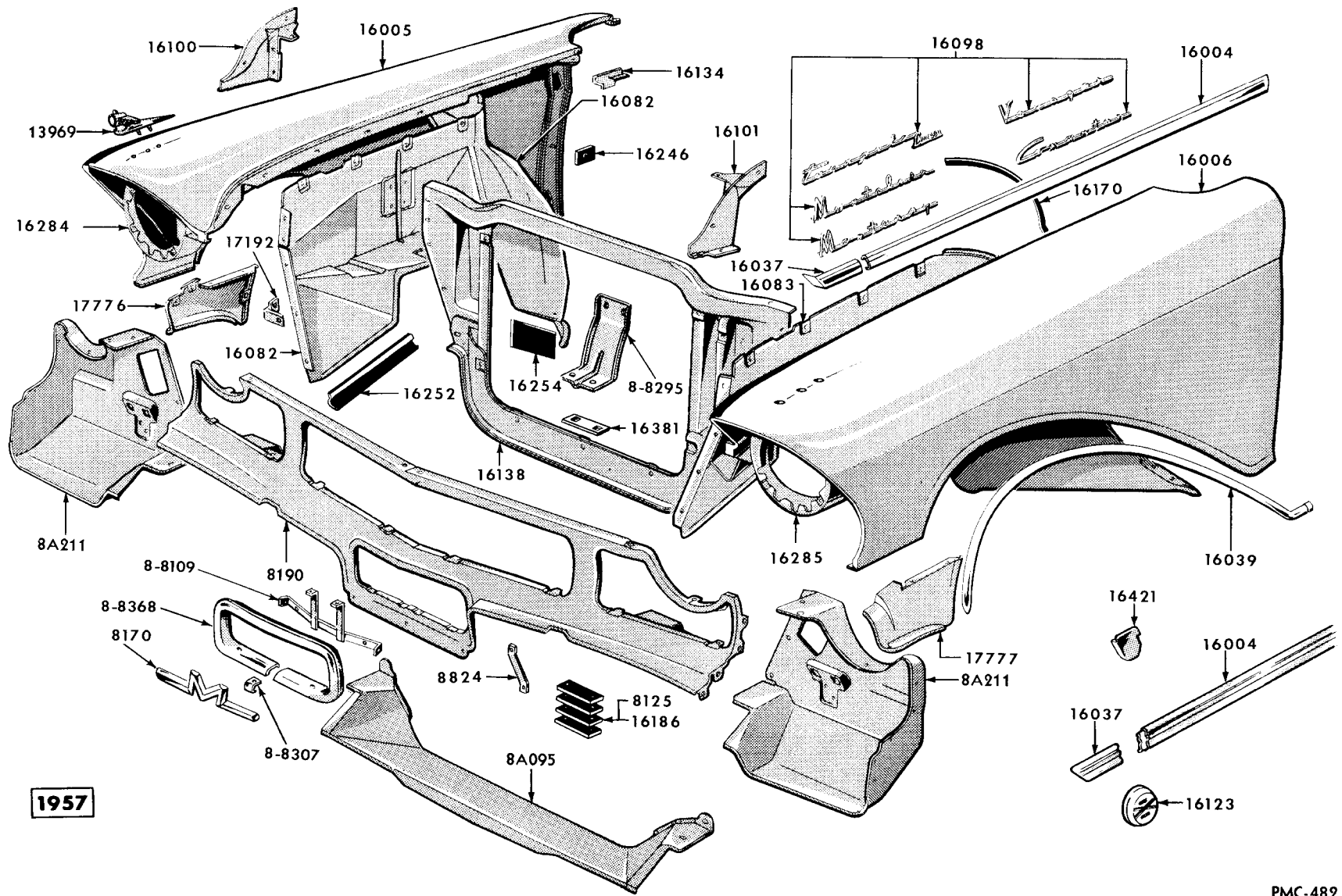
Lamps And Wiring

GROUP AND PART NUMBER	DESCRIPTION, SIZE, ETC.	NO. REQ'D	MODEL OR ENGINE CUBIC INCH DISPLACEMENT	YEAR 19__
15887 SPROCKET (SPEED WARNING CONTROL)				
PB9M 15887-A	Use with speed warning control - Ⓢ2701412	1	All	59
15888 SHAFT (SPEED WARNING CONTROL)				
PB9M 15888-A	Ⓢ2704099	1	All	59
15892 LENS (SPEED WARNING INDICATOR)				
PB9M 15892-A	Ⓢ2704097	1	All	59
15901 KNOB (SPEED WARNING CONTROL)				
FEW 15901-A	Chrome - 1-3/16" overall length	1	All	58
PB9M 15901-AP	Ⓢ2704039-000	1	All	59
15903 DIAL (SPEED WARNING CONTROL)				
FEW 15903-A	Chrome - 1-1/4" O.D. x 15/64" thick	1	All	58
15904 NUT (SPEED WARNING CONTROL)				
FEY 15904-A		1	All	58
15905 BEZEL (SPEED WARNING CONTROL)				
FEW 15905-A	Chrome - 1-7/16" O.D. x 31/64" wide with 19/32" dia. hole	1	All (a)	58
PB9M 15905-AP	Ⓢ2704095	1	All	59
	370486-S Washer 3/8" spring	1	a	
15906 BRACKET (SPEED WARNING INDICATOR BULB MOUNTING)				
PB9M 15906-A	Ⓢ2704098	1	All	59
15907 BRACKET (SPEED WARNING CONTROL)				
FEW 15907-B	Steel 15/32" dia. hole	1	All	58
15908 CHAIN (SPEED WARNING CONTROL)				
PB9M 15908-A	Use for speed warning control - Ⓢ2702749	1	All	59
15909 GASKET (SPEED WARNING CONTROL)				
PB9M 15909-A	Ⓢ2704094	1	All	59
15944 SPRING (SPEED WARNING INDICATOR)				
PB9M 15944-A	Ⓢ2704093	1	All	59



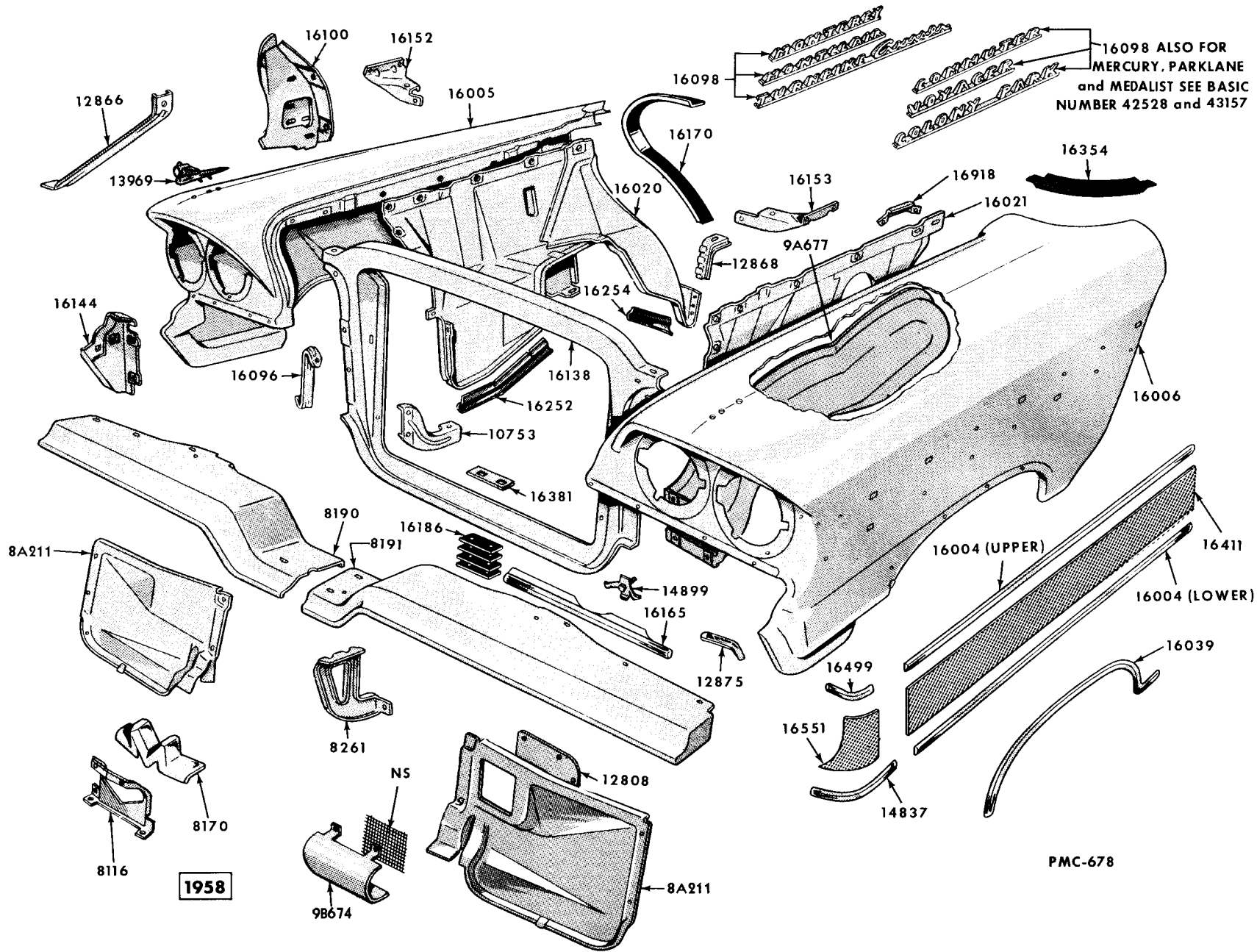
FRONT END

PMC-116



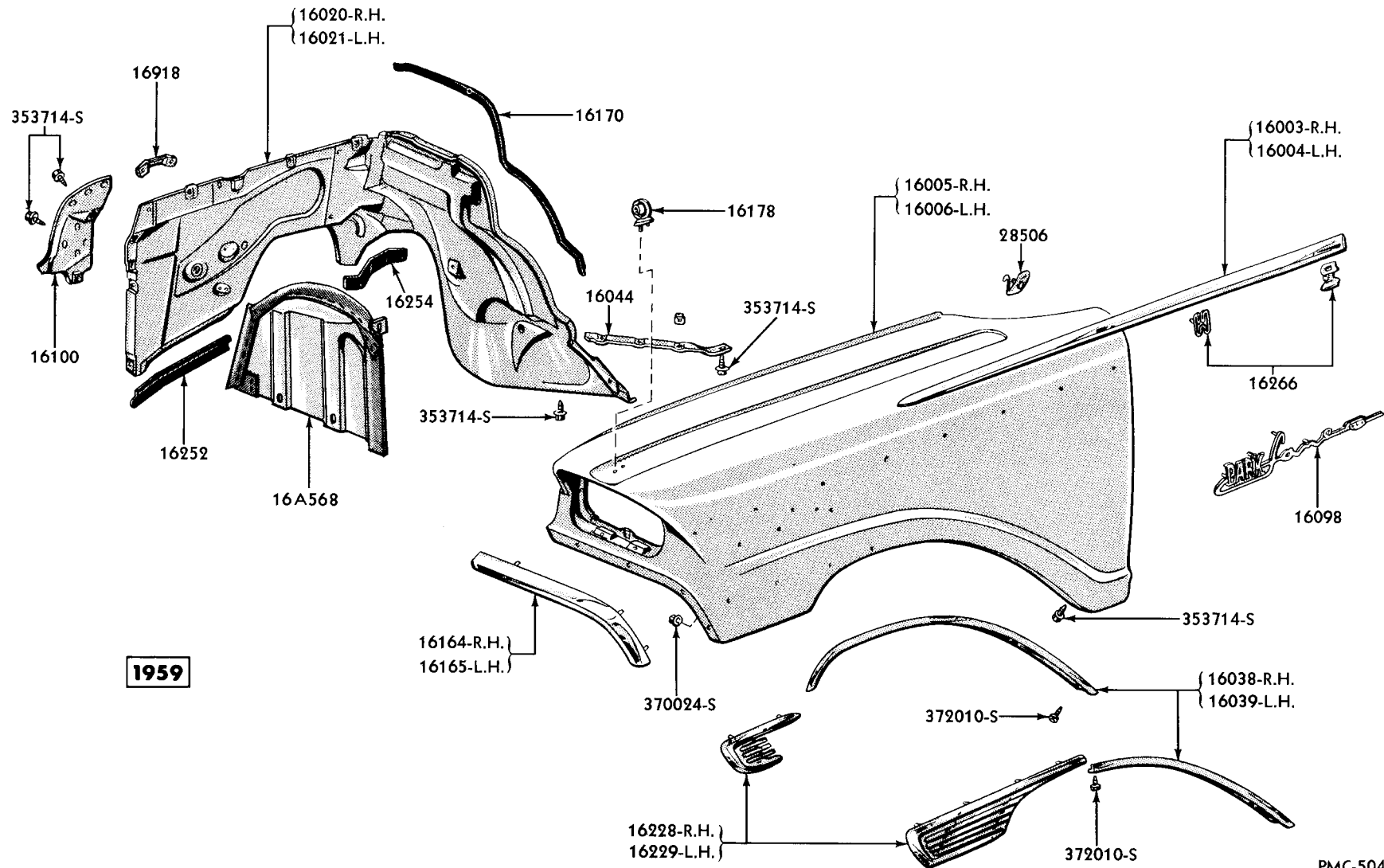
1957

FRONT END



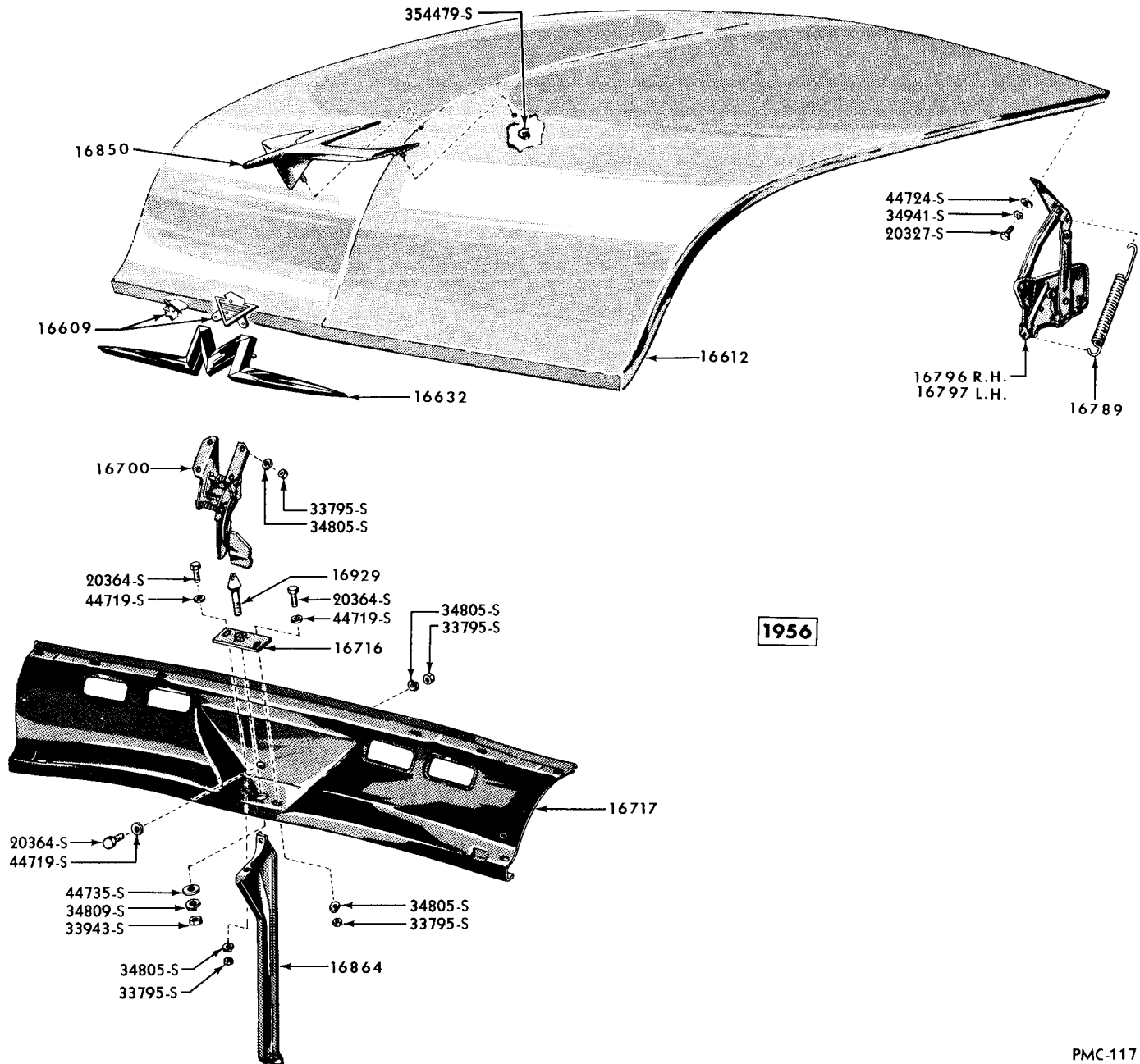
PMC-678

FRONT END

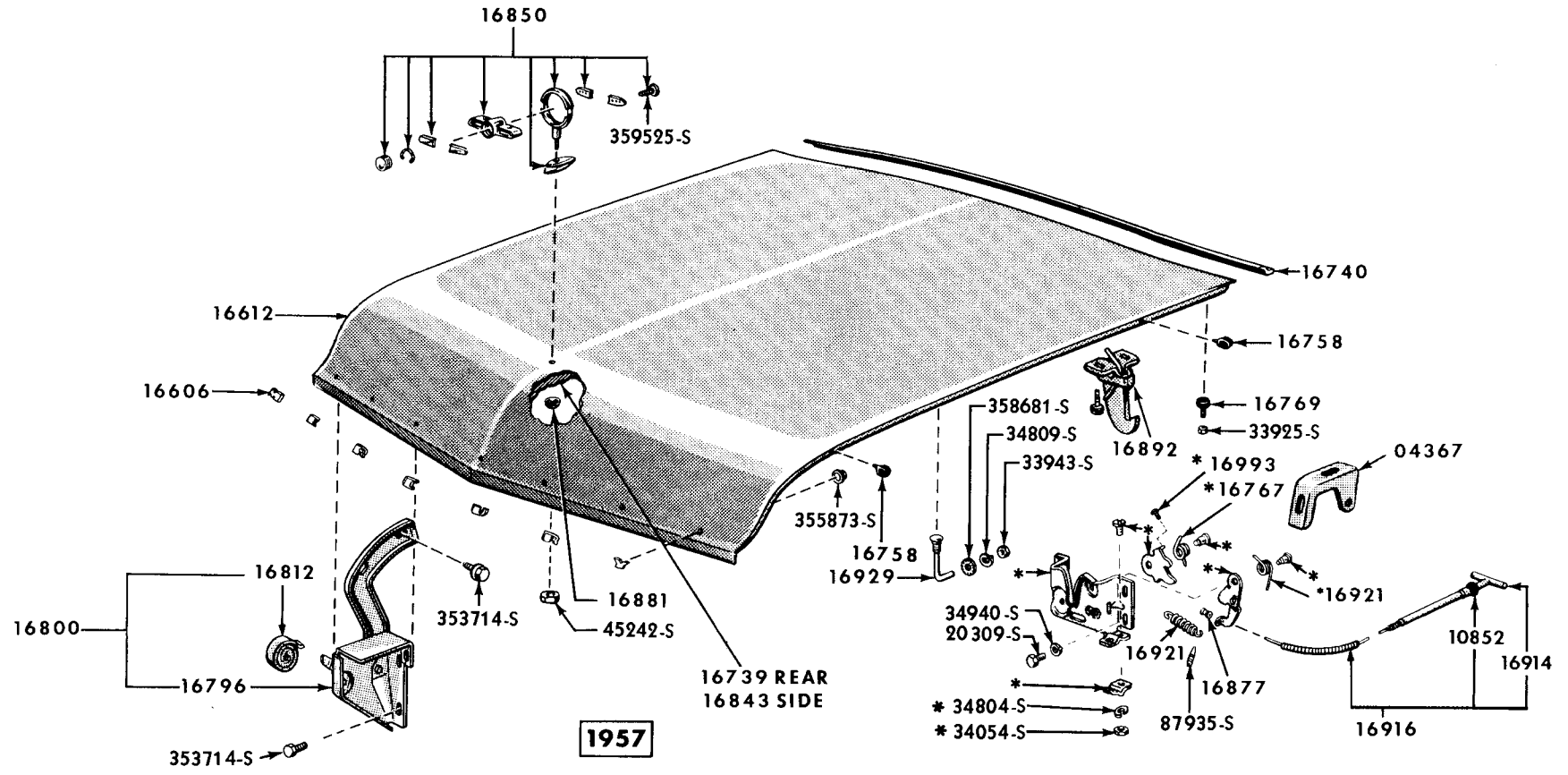


1959

FRONT END



HOOD and RELATED PARTS

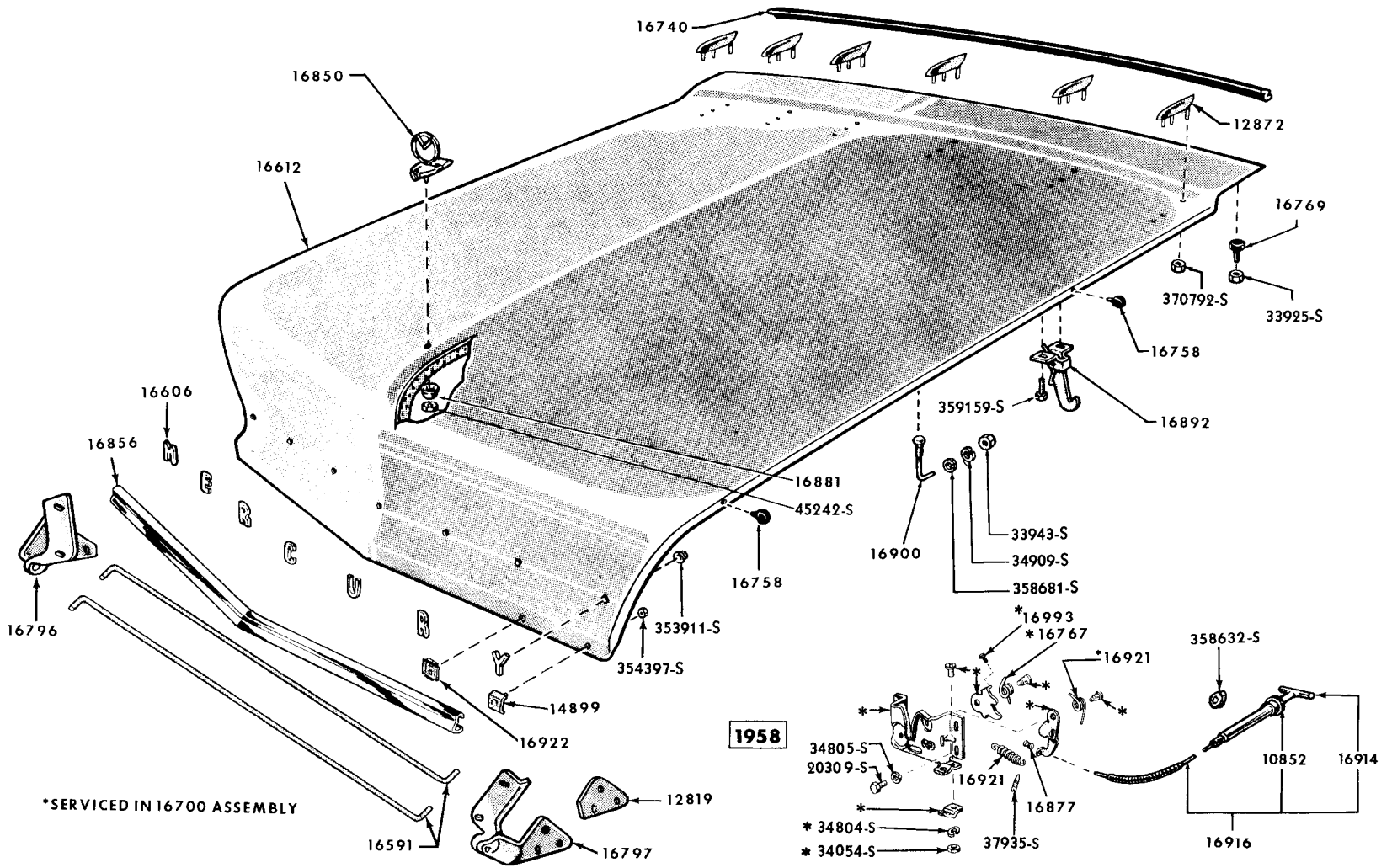


1957

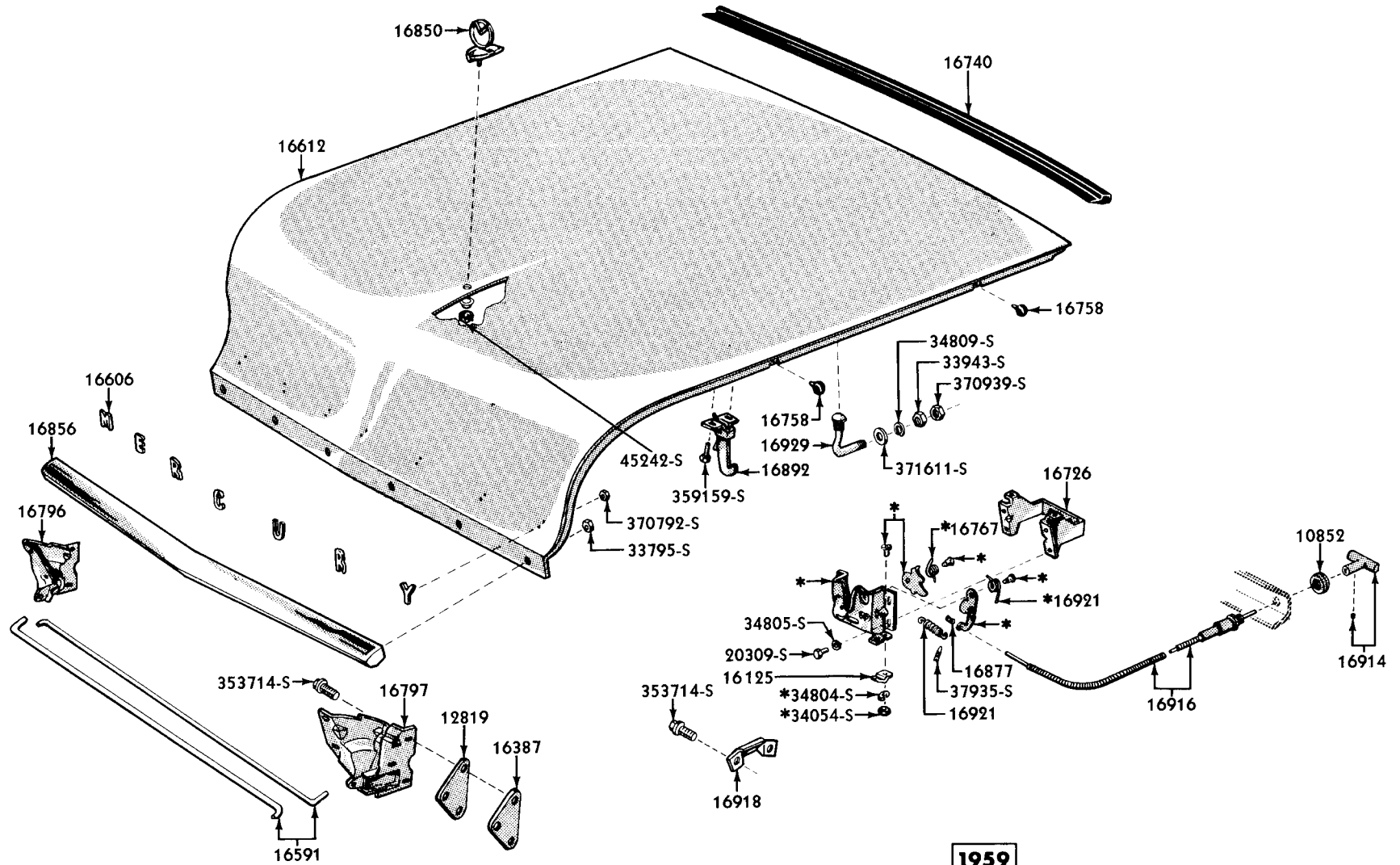
*SERVICED IN 16700 ASSEMBLY

PMC-373

HOOD and RELATED PARTS



HOOD and RELATED PARTS



1959

*SERVICED IN 16700 ASSEMBLY

HOOD & RELATED PARTS

Fenders

GROUP AND PART NUMBER	DESCRIPTION, SIZE, ETC.	NO. REQ'D	MODEL OR ENGINE CUBIC INCH DISPLACEMENT	YEAR 19____
16003-4 MOULDING (FRONT FENDER SIDE)				
BU 16003-A	R. H. 49-25/32" long	1	57, 58, 64A, 64B, 64C, 73C, 76B, 79B	56
BU 16004-A	L. H. 49-25/32" long	1	57, 58, 64A, 64B, 64C, 73C, 76B, 79B	56
BU 16003-B	R. H.	1	64D, 70B, 70C, 73B, 76A	56
BU 16004-B	L. H.	1	64D, 70B, 70C, 73B, 76A	56
BV 16003-B	50-1/4" long	2	79C	56
MGK 350004-A	Kit - moulding clips - exterior Consists of the following (1) 34053-S8 Nut (1) 34903-S8 Washer (1) 44713-S8 Washer (2) 357786-S8 Clip (1) 356499-S Sealer (1) BU-7029120-A Clip	1	All	56
BAE 16003-A	R. H. 49-9/64" long	1	56B, 57B, 58B, 63B, 65A, 75A, 76B, 77D	57
BAE 16004-A	L. H. 49-9/64" long - L-H.	1	56B, 57B, 58B, 63B, 65A, 75A, 76B, 77D	57
BAE 16003-C	R. H. 38-13/32" long - use with quadra lites	1	56B, 57B, 58B, 63B, 65A, 75A, 76B, 77D	57
BAE 16004-C	L. H. 38-13/32" long - use with quadra lites	1	56B, 57B, 58B, 63B, 65A, 75A, 76B, 77D	57
BAE 16003-E	R. H. use with single headlamp	1	56A, 57A, 58A, 63A, 64A, 76A, 77A, 77C	57
BAE 16004-E	L. H. use with single headlamp	1	56A, 57A, 58A, 63A, 64A, 76A, 77A, 77C	57
BAE 16003-F	R. H. - use with quadra lites	1	56A, 57A, 58A, 63A, 64A, 76A, 77A, 77C	57
BAE 16004-F	L. H. - use with quadra lites	1	56A, 57A, 58A, 63A, 64A, 76A, 77A, 77C	57
BAE 16003-G	R. H. - two tone combination	1	56A, 57A, 58A, 63A, 64A, 76A, 77A, 77C	57
BAE 16004-G	L. H. - two tone combination	1	56A, 57A, 58A, 63A, 64A, 76A, 77A, 77C	57
BAF 16003-A	R. H. - upper - 54 - 7/8" long - also used as single moulding for models 58C & 64B	(a) 1	All except 77B	58
BAF 16004-A	L. H. - upper - 54-7/8" long - also used as single moulding for models 58C, & 64B	(a) 1	All except 77B	58
BAF 16003-C	R. H. - lower - rear	(a) 1	All except 58C, 64B, 77B	58
BAF 16004-C	L. H. - lower - rear	(a) 1	All except 58C, 64B, 77B	58
PB9M 16003-A	R. H. - 61-3/8" long - @1005441	1	All	59
PB9M 16004-A	L. H. - 61-3/8" long - @1005506	1	All	59
59MK 350001-A	Kit - moulding clip - front fender	1	All	59
MJK 350001-A	Kit - moulding clips - front fender side lower	AR	a	
MJK 350010-A	Kit - moulding clips - front fender side upper - front fender side lower	AR	a	
16005-6 FENDER (FRONT)				
BAE 16005-C	R. H. - used with single headlamp	1	All	57
BAE 16006-C	L. H. - used with single headlamp	1	All	57
BAE 16005-D	R. H. - used with quadra lites	1	All	57
BAE 16006-D	L. H. - used with quadra lites	1	All	57
BAF 16005-M	R. H.	1	All	58
BAF 16006-M	L. H.	1	All	58
B9MB 16005-D	R. H.	1	All	59
B9MB 16006-D	L. H.	1	All	59
16008-9 FENDER (FRONT)				
BU 16008-B	R. H.	(a) 1	All	56
BU 16009-B	L. H.	(a) 1	All	56
353714-S2	Screw and washer assy. -hex-hd. -5/16" - 24 x 1-9/64" - fender to apron and deflector assy. at hood opening	6	a	
357261-S2	Retainer assy. -nut-5/16"-24-fender to apron and deflector assy. at grille opening	8	a	
16014 BRACE (FRONT FENDER APRON TO RADIATOR SUPPORT)				
PB9M 16014-A	@1011503	2	All	59

Fenders

GROUP AND PART NUMBER	DESCRIPTION, SIZE, ETC.	NO. REQ'D	MODEL OR ENGINE CUBIC INCH DISPLACEMENT	YEAR 19__
16020-1 APRON (FRONT FENDER)				
BAF 16020-B	R. H.	1	All	58
BAF 16021-B	L. H.	1	All	58
B9BM 16020-A	R.H. - with air conditioning	1	All	59
B9MB 16021-A	L.H.	1	All	59
PB9M 16020-A	R.H. - without air conditioning - @1003602	1	All	59
16020-1 APRON (WITH WEATHERSTRIP)				
B6MB 16020-A	R. H. - assembly - consists of the following - (1) BU-16054-C apron assy. (1) BA-16170-A weatherstrip (1) BA-16252-B weatherstrip (1) BV-16254-A weatherstrip	1	All	56
B5MB 16021-A	L. H. - assembly - consists of the following - (1) BV-16055-A apron assy. (1) BA-16170-A weatherstrip (1) BA-16252-B weatherstrip (1) BV-16254-A weatherstrip	1	All	56
B7MB 16020-A	R. H. - assembly - consists of the following - (1) BAE-16054-A apron assy. (1) BA-16170-A weatherstrip (1) BAE-16252-A weatherstrip (1) BAE-16254-A weatherstrip	1	All	57
B7MB 16021-A	L. H. - assembly - consists of the following - (1) BAE-16055-A apron assy. (1) BA-16170-A weatherstrip (1) BAE-16252-A weatherstrip (1) BAE-16254-A weatherstrip (1) BAE-99697-A duct	1	All	57
16022-3 BRACKET (FRONT FENDER TO PILLAR MOUNTING)				
PB9M 16022-A	R.H. - @1003798	1	All	59
PB9M 16023-A	L.H. - @1003799	1	All	59
16036-7 MOULDING (FRONT FENDER SIDE FRONT)				
BAE 16036-A	R. H. - used on solid color models only	1	56B, 57B, 58B, 63B, 65, 75, 76B, 77D	57
BAE 16037-A	L. H. - used on solid color models only	1	56B, 57B, 58B, 63B, 65, 75, 76B, 77D	57
BAE 16037-B	L. H. - used on two-tone color combination only	1	56B, 57B, 58B, 63B, 65, 75, 76B, 77D	57
BAE 16036-D	R. H. - used with quadra lites	1	56B, 57B, 58B, 63B, 65A, 75A, 76B, 77D	57
BAE 16037-D	L. H. - used with quadra lites	1	56B, 57B, 58B, 63B, 65A, 75A, 76B, 77D	57
BAE 16036-G	R. H. - for quadra lite models with two-tone color combination	1	56A, 57A, 58A, 63A, 64A, 76A, 77A, 77C	57
BAE 16037-G	L. H. - for quadra lite models with two-tone color combination	1	56A, 57A, 58A, 63A, 64A, 76A, 77A, 77C	57
16038-9 MOULDING (FRONT FENDER WHEEL OPENING)				
BAE 16038-A	R. H.	1	All	57
BAE 16039-A	L. H.	1	All	57
BAF 16038-A	R. H.	1	All	58
BAF 16039-A	L. H.	1	All	58
MJK 350001-A	Kit - moulding clips	AR	All	58
PB9M 16038-A	R.H. - 41" long - @1016290	(a) 1	57C, 63C, 76C	59
PB9M 16039-A	L.H. - 41" long - @1016291	(a) 1	57C, 63C, 76C	59
PB9M 16038-B	R.H. - 53-1/2" long - @1016292	(a) 1	All except 57C, 63C, 76C	59
PB9M 16039-B	L.H. - 53-1/2" long - @1016293	(a) 1	All except 57C, 63C, 76C	59
370024-S	Nut and washer - 3/16" self threading	AR	a	
372010-S	Screw-truss hd. - No. 8-18 x 3/8"	AR	a	

Fenders

GROUP AND PART NUMBER	DESCRIPTION, SIZE, ETC.	NO. REQ'D	MODEL OR ENGINE CUBIC INCH DISPLACEMENT	YEAR 19__
16044-5 BRACE (FRONT FENDER APRON TO FENDER LOWER) REAR				
PB9M 16044-A	R.H. - @1009098	1	All	59
PB9M 16045-A	L.H. - @1009099	1	All	59
16076-7 BEZEL (FRONT FENDER HEADLAMP)				
BV 16076-A	R.H. (a)	1	All	56
BV 16077-A	L.H. (a)	1	All	56
45145-S	Nut-"J"shaped-No. 10-12-bezel to retainer	2	a	
52369-S13	Screw-cr. rec. oval hd. -No. 10-12 x 7/8"-bezel to fender assy.	4	a	
353933-S100	Screw-oval hd. -No. 10-12 x 2"-bezel to retainer	2	a	
358369-S32	Nut-snap-No. 10 A-bezel to fender assy.	4	a	
16082-3 APRON & DEFLECTOR (FRONT FENDER)				
BU 16082-C	R.H. - includes rear battery support bracket (a)	1	All	56
BV 16083-A	L.H. (a)	1	All	56
BU 16082-D	NS - For air conditioning - improvise from BU-16082-C by adding necessary holes	1	All except 76, 79	56
BAE 16082-C	R.H. (a)	1	All	57
BAE 16083-C	L.H. (a)	1	All	57
352158-S2	Screw and washer assy. -hex-hd. -5/16"-24 x 11/16" -apron and deflector assy. to support assy.	8	a	
16090 RETAINER (FRONT FENDER HEADLAMP BEZEL)				
BU 16090-A	1-21/32" long - with (2) 3/16" holes and (1) 1/4" hole (a)	2	All	56
52726-S2	Screw-cr. rec. pan hd. -No. 8-15 x 1/2"-retainer to fender assy.	4	a	
16096 REINFORCEMENT (FRONT FENDER OPENING FRONT CORNER) LOWER				
BAF 16096-A		2	All	58
16098 PLATE (FRONT FENDER NAME)				
BU 16098-A	"MEDALIST"	2	57D, 64E, 70C, 73D	56
BV 16098-A	"MONTCLAIR"	2	57A, 58A, 64A, 76B	56
BAE 16098-G	"MONTEREY"	2	57A, 58A, 63A, 64A, 76A	57
BAE 16098-H	"MONTCLAIR"	2	57B, 58B, 63B, 76B	57
BAE 16098-J	"TURNPIKE CRUISER"	2	65A, 75A	57
BAE 16098-K	"COMMUTER"	2	56A, 77A, 77C	57
BAE 16098-L	"VOYAGER"	2	56B, 77D	57
BAE 16098-M	"COLONY PARK"	2	77B	57
BAE 16098-N	"CONVERTIBLE CRUISER"	2	76B	57
BAF 16098-A	"MONTEREY"	2	57A, 58A, 63A, 64A, 76A	58
BAF 16098-B	"MONTCLAIR"	2	57B, 58B, 63B, 65A, 75A, 76B	58
BAF 16098-C	"COMMUTER"	2	56A, 77A, C	58
BAF 16098-D	"VOYAGER"	2	56B, 77D	58
BAF 16098-E	"COLONY PARK"	2	77B	58
PB9M 16098-A	"COLONY PARK" - @1004675 (a)	2	77B	59
PB9M 16098-C	"COMMUTER" - @1014425 (a)	2	56A, 77A	59
PB9M 16098-D	"VOYAGER" - @1014426 (a)	2	77D	59
PB9M 16098-E	"PARK LANE" - @1014428 (a)	2	57C, 63C, 76C	59
	"MONTCLAIR" - see basic part number 28818			
	"MONTEREY" - see basic part number 28818			
370713-S100	1/8" self threading nut	AR	a	

Fenders

GROUP AND PART NUMBER	DESCRIPTION, SIZE, ETC.	NO. REQ'D	MODEL OR ENGINE CUBIC INCH DISPLACEMENT	YEAR 19__
16100-1 FILLER (FRONT FENDER UPPER) FRONT				
BAE 16100-A	R. H.	1	All	57
BAE 16101-A	L. H.	1	All	57
BAF 16100-A	R. H.	2	All	58
BAF 16101-A	L. H.	2	All	58
PB9M 16100-A	R. H. - ⊕1002178	1	All	59
PB9M 16101-A	L. H. - ⊕1002179	1	All	59
16102-3 SHIELD (FRONT FENDER SPLASH)				
B5A 16102-A	R. H. - rear - ⊕BN-16102-A	1	All	56
B5A 16103-A	L. H. - rear - ⊕BN-16103-A	1	All	56
16114-5 FILLER (FRONT FENDER UPPER) FRONT				
BV 16114-A	R. H.	1	All	56
BV 16115-A	L. H.	1	All	56
16123 ORNAMENT (FRONT FENDER SIDE)				
BAE 16123-A	☆ Used with 368 C. I. D. engine	2	All except 65, 75☆	57
16125 RETAINER (HOOD LOCK RELEASE CABLE)				
PB9M 16125-A	⊕1010456	1	All	59
16132 WEATHERSTRIP (FRONT FENDER REAR SPLASH SHIELD TO DASH EXTENSION)				
BY 16132-A	R. H. - Also cut to size for various front end weatherstrips	AR	All	56/58
16134-5 REINFORCEMENT (FRONT FENDER UPPER) REAR				
PB7M 16134-A	R. H.	1	All	57
PB7M 16135-A	L. H.	1	All	57
16138 SUPPORT (FRONT FENDER APRON & RADIATOR)				
MC 16138-C	With (20) tapped bosses and lower inside corners indented (a)	1	312	56
BAE 16138-B	When used to replace BAE-16138-C on one bolt mounting frames, drill a 9/16" dia. hole in center of support and use adequate 1/2" bolt and washer for installation (a)	1	312, 368	57
BAF 16138-B	(a)	1	383, 430	58
PB9M 16138-A	⊕1013154	1	All	59
23846-S8	Bolt-carriage-3/8"-24 x 1-5/8"-front fender apron and radiator support to frame	2	a	
33800-S8	Nut-hex. -3/8"-24-front fender apron and radiator support to frame	2	a	
44727-S8	Washer-flat-3/8"-front fender apron and radiator support to frame	2	a	
357629-S7	Lockwasher-special-3/8"-front fender apron and radiator support to frame	2	a	
16144-5 BRACKET (FRONT FENDER TO DASH)				
BV 16144-A	R. H.	1	All	56
BV 16145-A	L. H.	1	All	56
BAF 16144-B	R. H.	1	All	58
BAF 16145-B	L. H.	1	All	58
PB9M 16144-A	R. H. - ⊕1012252	1	All	59
PB9M 16145-A	L. H. - ⊕1012253	1	All	59
16146 SEAL (PARKING LAMP SPLASH SHIELD)				
BV 16146-A		2	All	56

Fenders

GROUP AND PART NUMBER	DESCRIPTION, SIZE, ETC.	NO. REQ'D	MODEL OR ENGINE CUBIC INCH DISPLACEMENT	YEAR 19_____
16152-3 BRACE (RADIATOR SUPPORT)				
BAF 16152-A	R. H.	1	383, 430	58
BAF 16153-A	L. H.	1	383, 430	58
PB9M 16152-A	R.H. - Ⓢ1000874	1	All	59
PB9M 16153-A	L.H. - Ⓢ1000875	1	All	59
16156 BAR (FRONT FENDER APRON & RADIATOR SUPPORT TIE)				
MB 16156-A	(a)	1	312	56
20327-S8	Bolt-hex. hd. - 5/16"-24 x 5/8"-tie bar front fender apron & radiator support	2	a	
34941-S7	Lockwasher-5/16"	2	a	
16164-5 MOULDING (FRONT FENDER LOWER) FRONT				
BU 16164-A	R. H. - "L" shaped - 17" long	1	All except 64D, 70, 79C	56
BU 16165-A	L. H. - "L" shaped - 17" long	1	All except 64D, 70, 79C	56
BV 16164-A	R. H. - "L" shaped - 19" long	1	64D, 70B, 70C, 73B, 76A	56
BV 16165-A	L. H. - "L" shaped - 19" long	1	64D, 70B, 70C, 73B, 76A	56
BV 16164-B	R. H. - 10-15/64" long	1	79C	56
BV 16165-B	L. H. - 10-15/64" long	1	79C	56
MGK 350002-A	Kit - moulding clips - exterior Consists of the following	AR	All	56
	(3) 34053-S8 Nut			
	(3) 34823-S8 Washer			
	(3) 44716-S8 Washer			
	(3) 352262-S8 Clip Assy.			
	(3) 353372-S Washer			
	(2) 354572-S2 Clip			
BAF 16164-B	R. H. - lower	1	All	58
BAF 16165-B	L. H. - lower	1	All	58
PB9M 16164-A	R.H. - Ⓢ1014090	1	All	59
PB9M 16165-A	L.H. - Ⓢ1014091	1	All	59
16170 WEATHERSTRIP (FRONT FENDER APRON SPLASH PANEL)				
BD 16170-A	38" long - used to cut proper lengths of BA-16170-A	AR	All	56/57
	Also used on rear splash shield - cut 18-3/4" to use for BN-16110-A	AR	All	56
BAF 16170-A	37" long	AR	All	58
B9MB 16170-A	Rubber - 38" long - used on cars built after 4-19-59 - cut to 37" long for cars built prior to 4-19-59	1	All	59
16174-5 BRACE (FRONT FENDER OPENING) REAR				
BV 16174-A	(2) 7/16" holes and (1) 9/16" hole	1	All	56
BV 16175-A	(2) 7/16" holes and (1) 9/16" hole	1	All	56
16178 ORNAMENT (FRONT FENDER)				
PB9M 16178-A	Top of fender - Ⓢ1013604	2	57C, 63C, 76C	59
16186 PAD (FRONT FENDER APRON & RADIATOR SUPPORT)				
LA 16186-A	Rubber	AR	All	56/58
	☆ See basic part number 8A030 for model 76	AR	All except 76☆	59
16188 ORNAMENT (FRONT FENDER SIDE)				
BU 16188-D		2	57, 58, 64A, 64B, 64C, 73C, 76B, 79B	56
BU 16188-E		2	79C	56

Fenders

GROUP AND PART NUMBER	DESCRIPTION, SIZE, ETC.	NO. REQ'D	MODEL OR ENGINE CUBIC INCH DISPLACEMENT	YEAR 19__
16212-3 RAIL (FRONT FENDER FINISH)				
BU 16212-B	R. H. - fiber glass	1	79C	56
BU 16213-B	L. H. - fiber glass	1	79C	56
BAE 16212-E	R. H. - fiber glass - for single headlamps	1	77B	57
BAE 16213-E	L. H. - fiber glass - for single headlamps	1	77B	57
BAE 16212-F	R. H. - fiber glass - for quadra lites	1	77B	57
BAE 16213-F	L. H. - fiber glass - for quadra lites	1	77B	57
BAF 16212-L	R. H.	1	77B	58
BAF 16213-A	L. H.	1	77B	58
B9MB 16212-B	R. H. - limed oak grain - use on cars built prior to 3-16-59	1	77B	59
B9MB 16213-B	L. H. - limed oak grain - use on cars built prior to 3-16-59	1	77B	59
B9MB 16212-C	R. H. - limed oak grain - used on cars built after 3-16-59	1	77B	59
B9MB 16213-C	L. H. - limed oak grain - used on cars built after 3-16-59	1	77B	59
16216 BRACKET (FRONT FENDER OPENING BRACE)				
BV 16216-A	3" long - tapered to 1-15/32" x 1-15/64" wide - with (1) 7/16" hole	2	All	56
16228 ORNAMENT (FRONT FENDER SIDE)				
BU 16228-A	2-13/64" dia. with "MERCURY" insignia - also used as hub cap "MEDALLION"	2	57, 58, 64, 73C, 76, 79	56
		AR	65, 75	57
16228-9 ORNAMENT (FRONT FENDER LOWER) FRONT				
PB9M 16228-A	R. H. - @1016322	(a) 1	All except 57C, 63C, 76C	59
PB9M 16229-A	L. H. - @1016323	(a) 1	All except 57C, 63C, 76C	59
PB9M 16228-B	R. H. - @1016320	(a) 1	57C, 63C, 76C	59
PB9M 16229-B	L. H. - @1016321	(a) 1	57C, 63C, 76C	59
370680-S100	Nut and washer-self threading-3/16"	12	a	
16246 SEAL (FRONT FENDER TO FRONT BODY PILLAR)				
BD 16246-A	1-1/4" x 2-13/64" x 1/4" thick	2	All	56/58
		1	All	59
16249 RETAINER (FRONT FENDER SIDE MOULDING)				
B5A 16249-A	Used for side rear moulding - @BN-16249-A	2	57C, 63C	58
B8A 16249-A	Also used for outside side center roof moulding - @BAD-16249-C	2	57C, 63C	58
16250 SEAL (FRONT FENDER APRON SHIELD SPLASH)				
PB9M 16250-A	Used on cars built prior to 3-16-59 - @1018859	1	All	59
B9MB 16A070-A	Used on cars built after 3-16-59	1	All	59
16252 WEATHERSTRIP (FRONT FENDER APRON TO FRAME) FRONT				
BA 16252-B	NS - 11" long - cut from BY-16132-A	2	All	56
BAE 16252-A	NS-Cut from BY-16132-A	2	All	57
BAF 16252-A	NS-Cut from BY-16132-A - 13-3/8" long	2	All	58
PB9M 16252-A	Rubber - @1002193	2	All	59
16254 WEATHERSTRIP (SPLASH PANEL TO FRAME) REAR				
BAE 16254-A	NS-7-11/32" long - improvise locally	2	All	57
BAF 16254-A	NS-Cut from BY-16132-A - 13" long	1	All	58
PB9M 16254-A	Rubber - 11-13/32" long - @1002182	1	All	59

Fenders

GROUP AND PART NUMBER	DESCRIPTION, SIZE, ETC.	NO. REQ'D	MODEL OR ENGINE CUBIC INCH DISPLACEMENT	YEAR 19____
16266 CLIP (FRONT FENDER SIDE MOULDING RETAINING)				
PB9M 16266-A	Rear - @1015962	2	All	59
PB9M 16266-B	Intermediate rear - @1015965	2	All	59
PB9M 16266-C	Center - @1015968	2	All	59
16284-5 EXTENSION (FRONT FENDER FRONT)				
BAE 16284-A	R. H. - used with single headlamps	1	All	57
BAE 16285-A	L. H. - used with single headlamps	1	All	57
BAE 16284-B	R. H. - used with quadra lites	1	All	57
BAE 16285-B	L. H. - used with quadra lites	1	All	57
16354 SPACER (FRONT FENDER TO COWL TOP)				
BAF 16354-A	Fan shroud - air conditioning with 383 and 430 C.I.D. engine - 12" long - cut to 6" long for battery cable shield	2	All	57/58
		2	All	59
16377 SPRING (FUEL TANK FILLER NECK LID HINGE)				
B7A 16377-B	@BAC-16377-B	1	56, 77	57/58
16381 PLATE (FRONT END FENDER APRON & RADIATOR SUPPORT CENTER) UPPER				
BAE 16381-A	Used on 1957 models with 312 C.I.D. engine only	1	All	57/58
16387 PLATE (HOOD HINGE ON BODY ANCHOR)				
BAF 16387-A		2	All	58
PB9M 16387-A	@1005943	2	All	59
16410-1 PANEL (FRONT FENDER SIDE FINISH)				
BAF 16410-F	R. H. - rear - 54-5/16" long	1	All except 58C, 64B, 77B	58
BAF 16411-F	L. H. - rear - 54-5/16" long	1	All except 58C, 64B, 77B	58
16420-1 MOULDING (FRONT FENDER SIDE-FRONT)				
BAE 16420-A	R. H. - for single headlamp models with two-tone color combination	1	56A, 57A, 58A, 63A, 64A, 76A, 77A, 77C	57
BAE 16421-A	L. H. - for single headlamp models with two-tone color combination	1	56A, 57A, 58A, 63A, 64A, 76A, 77A, 77C	57
BAE 16420-B	R. H. - used with two-tone paint combinations with single headlamps	1	56B, 57B, 58B, 63B, 65, 75, 76B, 77D	57
BAE 16421-B	L. H. - used with two-tone paint combinations with single headlamps	1	56B, 57B, 58B, 63B, 65, 75, 76B, 77D	57
16498-9 MOULDING (FRONT FENDER SIDE UPPER) FRONT				
BAF 16498-A	R. H.	1	All except 77B	58
BAF 16499-A	L. H.	1	All except 77B	58
16550-1 PANEL (FRONT FENDER SIDE FINISH)				
MC 16550-A	Use for radiator splash shield	1	All	56
BAF 16550-D	R. H. - front	1	All except 57B, 58C, 63B, 64B, 77B	58
BAF 16551-D	L. H. - front	1	All except 57B, 58C, 63B, 64B, 77B	58
16A568-9 SHIELD (FRONT FENDER SPLASH WITH SEAL) FRONT				
B9MB 16A568-A	R. H.	1	All	59
B9MB 16A569-A	L. H.	1	All	59

Fenders

GROUP AND PART NUMBER	DESCRIPTION, SIZE, ETC.	NO. REQ'D	MODEL OR ENGINE CUBIC INCH DISPLACEMENT	YEAR 19__
16584 RETAINER (FRONT FENDER TO PILLAR)				
BAC 16584-A	For top lift to floor bracket	2	76B	56
		4	76	56
		2	All	59
16590 SEAL (FRONT FENDER APRON & RADIATOR SUPPORT TO HOOD)				
BAE 16590-A	Used with air conditioner (a)	1	All	57
370044-S	Clip-to attach seal to support	AR	a	

Hood

16591 SPRING (HOOD HINGE LOCK)				
BAF 16591-B	Approx. 33-3/16" long rod	2	All	58
16591 BAR (HOOD HINGE TORSION)				
PB9M 16591-A	Used on cars built prior to 5-1-59 - @1000664	2	All	59
B9MB 16A605-B	R.H. - used on cars built after 5-1-59	1	All	59
B9MB 16A606-B	L.H. - used on cars built after 5-1-59	1	All	59
16A600 STRAP (HOOD GROUND)				
B9FM 16A600-A	Spring tempered bronze	1	All	59
16606 LETTER (HOOD FRONT, TAILGATE & FRONT BUMPER)				
BU 16606-A	Letter "M" (a)	1	All	56
BU 16606-B	Letter "E" (a)	1	All	56
BU 16606-C	Letter "R" (a)	2	All	56
BU 16606-D	Letter "C" (a)	1	All	56
BU 16606-E	Letter "U" (a)	1	All	56
BU 16606-F	Letter "Y" (a)	1	All	56
BC 16606-A	Letter "M" (c)	1	All	57
BC 16606-B	Letter "E" (c)	1	All	57
BC 16606-C	Letter "R" (c)	2	All	57
BC 16606-E	Letter "U" (c)	1	All	57
BC 16606-F	Letter "Y" (c)	1	All	57
BAE 16606-A	Letter "C" (c)	1	All	57
BAF 16606-G	Letter "M"	1	All	58
BAF 16606-H	Letter "E"	1	All	58
BAF 16606-J	Letter "R"	2	All	58
BAF 16606-K	Letter "C"	1	All	58
BAF 16606-L	Letter "U"	1	All	58
BAF 16606-M	Letter "Y"	1	All	58
PB9M 16606-A	"M" - @1004640 (b)	2	All	59
PB9M 16606-B	"E" - @1004641 (b)	2	All	59
PB9M 16606-C	"R" - @1004642 (b)	4	All	59
PB9M 16606-D	"C" - @1004643 (b)	2	All	59
PB9M 16606-E	"U" - @1004644 (b)	2	All	59
PB9M 16606-F	"Y" - @1004645 (b)	2	All	59
33796-S7	Nut-hex-1/4"-28-letters to bumper	7	a	
34940-S7	Lockwasher-1/4"-letters to bumper	7	a	
351600-S8	Washer-moulding retainer cup	7	a	
355873-S32	Nut-1/8" x 3/8"-speed-letters-front to hood	7	c	
370680-S100	Nut and washer	1	b	

Hood

GROUP AND PART NUMBER	DESCRIPTION, SIZE, ETC.	NO. REQ'D	MODEL OR ENGINE CUBIC INCH DISPLACEMENT	YEAR 19__
16609 ORNAMENT & EMBLEM (HOOD FRONT)				
BU 16609-A		1	All	56
16612 HOOD (LESS HINGES)				
BU 16612-B		1	All	56
BAE 16612-A	Welded	1	All	57
BAF 16612-L	Welded	1	All	58
B9MB 16612-D		1	All	59
16632 RETAINER (HOOD FRONT ORNAMENT)				
BU 16632-B		1	All	56
16A658 RETAINER ASSEMBLY (HOOD FRONT OUTER MOULDING TO HOOD)				
COAB 16A658-B		AR	All	57
		AR	57A, B, 58, 63	58
16700 LOCK (HOOD)				
BV 16700-B		1	All	56
B7A 16700-A	⊕BAD-16700-B	1	All	57/58
PB9M 16700-A	⊕1017586	1	All	59
16716 SUPPORT (HOOD LATCH DOWEL)				
B5A 16716-A	1-3/4" x 4" - with (2) 11/32" x 11/16" slots and (1) 5/8" hole - ⊕BN-16716-A	(a) 1	All	56
20384-S8	Bolt-hex-hd. -1/4"-20 x 1"-support assy. hood latch dowel to support hood lock	1	a	
33795-S8	Nut-hex-1/4"-20-support assy. hood latch dowel to support hood lock	1	a	
34805-S7	Lockwasher-1/4"-support assy. hood latch dowel to support hood lock	1	a	
34940-S7	Lockwasher external tooth 1/4" support assy. hood latch dowel to support hood lock	1	a	
44719-S8	Washer-flat-1/4"-support assy. hood latch dowel to support hood lock	1	a	
16717 SUPPORT (HOOD LOCK)				
BU 16717-A	47-13/64" long-with (13) 11/32" x 11/16" slots	(a) 1	All	56
20347-S8	Bolt-hex-hd. -5/16"-24 x 3/4" - (2) Support to apron and deflector assy. front fender	8	a	
	(6) Support thru fender to apron and deflector front			
33798-S8	Nut-hex-hd. -5/16"-24 - (2) Support to apron and deflector assy. front fender	8	a	
	(6) Support thru fender to apron and deflector front			

CONTINUED ON NEXT PAGE

Hood

GROUP AND PART NUMBER	DESCRIPTION, SIZE, ETC.	NO. REQ'D	MODEL OR ENGINE CUBIC INCH DISPLACEMENT	YEAR 19__
16717 SUPPORT (HOOD LOCK) CONTINUED				
34806-S7	Lockwasher-spring lock-5/16"- (2) Support to apron and deflector assy. front fender (6) Support thru fender to apron and deflector front	8	a	
44724-S8	Washer-flat-5/16" - (4) Support to apron and deflector assy. front fender (2) Support thru fender to apron and deflector front	16	a	
16726 BRACKET (HOOD LOCK TO DASH MOUNTING)				
PB9M 16726-A	⊕1006913	1	All	59
16738 ABSORBER (HOOD SOUND)				
BU 16738-A	NS - R. H. triangular shaped - 31" long x 20-1/32" tapered to 1-5/32" wide - cut from BV-16738-B	1	All	56
BV 16738-B	Fiber glass - triangular shaped	1	All	56
B9MB 16738-A	NS-improvise locally - fiber glass	1	57C,63C,76C	59
16739 ABSORBER (HOOD SOUND) REAR				
BAE 16739-B	Fiber glass	1	All	57
16740 PAD (HOOD ON COWL)				
BN 16740-A	NS - 40" long - cut from OH-16740	1	All	56
OH 16740	60-1/2" long	1	All	56
BAE 16740-C	Rubber - 41-3/4" long	1	All	57/59
BAF 16740-A	NS-41-3/4" long-use BAE-16740-B for service	1	All	58
16753 ABSORBER (HOOD FRONT)				
BU 16753-A	NS - L. H. - triangular shaped - 31" long x 20-1/32" tapered to 1-5/32" wide - cut from BV-16738-B	1	All	56
16754 BUMPER (TAILGATE PANEL)				
81A 16754	Rubber bumper - tail gate panel	4	56,77	57/58
16754 BUMPER (HOOD TO COWL TOP)				
	See basic part number 16769			
16758 BUMPER (HOOD TO FENDER)				
B5A 16758-A	1-3/8" high - rubber - ⊕BN-16758-A	6	All	56
B7A 16758-A	Rubber - 1-3/8" overall length - ⊕BAC-16758-A	4	All	57/59
16763 BUMPER (HOOD TO COWL TOP)				
	See basic part number 16769			
16767 SPRING (HOOD LOCK CAM)				
B7A 16767-A	4.2 coils - ⊕BAC-16767-A	1	All	57/59

Hood

GROUP AND PART NUMBER	DESCRIPTION, SIZE, ETC.	NO. REQ'D	MODEL OR ENGINE CUBIC INCH DISPLACEMENT	YEAR 19__
16769 BUMPER (HOOD TO COWL TOP)				
BA 16763-A	5/16" I. D. x 53/64" O. D. tapered to 5/8" O. D. (a)	2	All	56
B5A 16769-A	⊕BAC-16763-A (b)	2	All	56/58
BD 16754-A	Luggage compartment door	2	All	59
	R.H. - rear seat stop	1	56,77	59
B9A 16769-A	⊕1005143	2	All	59
33925-S8	Nut-hex. -3/8"-24-bumper to hood	2	b	
44715-S8	Washer-flat. No. 12-bumper to fender at bracket front fender cowl top	2	a	
52743-S8	Screw-cr. rec. pan-hd. -tapping-No. 10-12 x 3/4" bumper to fender at bracket front fender cowl top	2	a	
16769 BUMPER (LUGGAGE COMPARTMENT DOOR OPENING)				
B5A 16769-A	Steel bolt - 3/8"-24 - capped with rubber - 1-3/16" dia. - ⊕BAC-16763-A (a)	2	All except 56, 57	57/58
33925-S8	Nut-hex. jam-3/8"-24	2	a	
16789 SPRING (HOOD HINGE TENSION)				
B5A 16789-A	10-1/2" free length - ⊕BN-16789-A	2	All	56
16796-7 HINGE (HOOD)				
BV 16796-A	R. H. - less springs (a)	1	All	56
BV 16797-A	L. H. - less springs (a)	1	All	56
BAF 16796-B	R. H. - less springs	1	All	58
BAF 16797-B	L. H. - less springs	1	All	58
B9MB 16796-C	R. H. - less spring	1	All	59
B9MB 16797-C	L. H. - less spring	1	All	59
20327-S8	Screw-hex-hd. -5/16"-24 x 5/8" hinge to hood	6	a	
34941-S7	Lockwasher-5/16"-hinge to hood	6	a	
357256-S2	Retainer assy. -nut-5/16"-24-hinge to hood	6	a	
16800-1 HINGE (HOOD)				
BAE 16800-A	R. H. - with spring (a)	1	All	57
BAE 16801-A	L. H. - with spring (a)	1	All	57
353714-S2	Screw & washer-hex hd. 5/16"-24 x 1" hinge arm to hood	4	a	
16812 SPRING (HOOD HINGE LOCK)				
BAE 16812-B	Flat coil	2	All	57
16843 ABSORBER (HOOD SOUND) SIDE				
BAE 16843-A	Fiber glass	1	All	57
16850 ORNAMENT (HOOD TOP)				
BV 16850-B		1	All	56
BAE 16850-B		(a) 1	All	57
BAE 16850-C	For Pace car	1	76 Spl. conv.	57
BAF 16850-E		1	57C, 63C, 75B, 76C	58
BAF 16850-D		1	All except 57C, 63C, 75B, 76C	58/59
45242-S	Nut-stamped-No. 10-24-ornament to hood top upper to hood	1	a	
359525-S8	Screw-flat-hd. -No. 2-56 x 1/4"-plate to bar ornament	4	a	
16856 MOULDING (HOOD FRONT) LOWER				
BV 16856-A	46" long - lower	1	All	56
BAF 16856-B		1	All	58
PB9M 16856-A	39-13/16" long - ⊕1014081	1	All	59

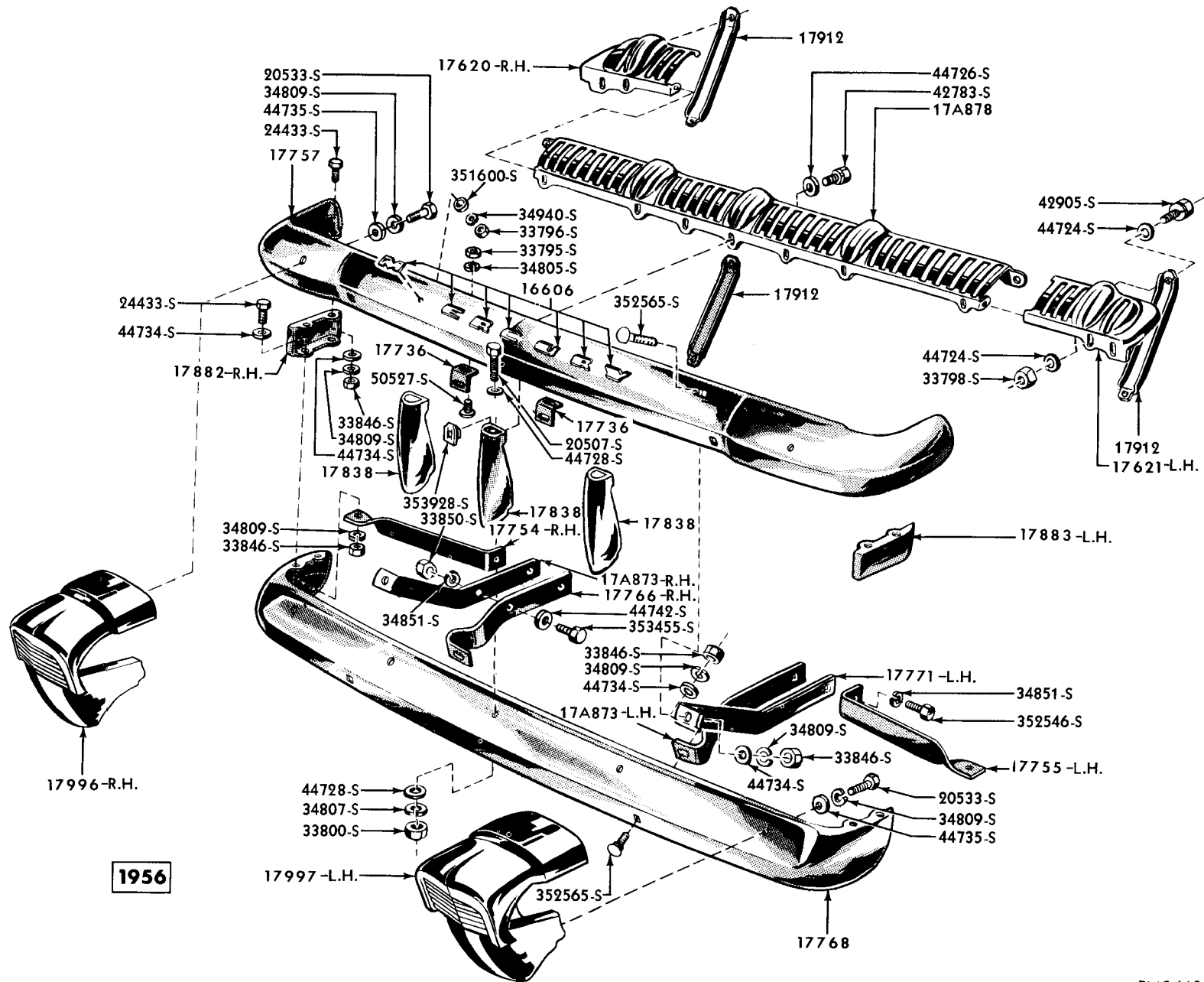
Hood

GROUP AND PART NUMBER	DESCRIPTION, SIZE, ETC.	NO. REQ'D	MODEL OR ENGINE CUBIC INCH DISPLACEMENT	YEAR 19__
16864 BRACE (HOOD LOCK SUPPORT)				
BV 16864-A	17-15/32" long-with (3) holes (a)	1	All	56
20384-S8	Bolt-hex-hd. -1/4"-20 x 1"-brace thru support hood lock to support hood latch dowel	1	a	
33795-S8	Nut-hex-1/4"-20-brace thru support hood lock to support hood latch dowel	1	a	
34805-S7	Lockwasher-1/4"-brace thru support hood lock to support hood latch dowel	1	a	
34940-S7	Lockwasher-external tooth-1/4"-brace thru support hood lock to support hood latch dowel	1	a	
44719-S8	Washer-flat-1/4"-brace thru support hood lock to support hood latch dowel	1	a	
16877 SLEEVE (HOOD CATCH CONTROL)				
16H 16877-B	(a)	1	All	57/59
89735-S	Screw-sleeve to cable-12-28 x 1/4"	1	a	
16878 SEAL (HOOD HINGE BRACKET TO BODY)				
BN 16878-A	NS - 5/16" I. D. x 1-1/2" O. D. x 1/16" thick improvise from M-5397-B	4	All	56
16881 SPACER (HOOD TOP ORNAMENT RETAINING NUT)				
BAE 16881-A		1	All	57/58
		1	56A, 57A, B, 58A, B, 63A, B, 64A, 76A, 77	59
16892 HOOK (HOOD AUXILIARY CATCH)				
BAF 16892-A		1	All	57/59
16900 HOOK (HOOD LOCK)				
BAF 16900-B		1	All	58
COMB 16900-A		1	All	59
16914 HANDLE (HOOD CATCH CONTROL CABLE)				
PB9M 16914-A	⊕1018953	1	All	57/59
16916 CABLE (HOOD CATCH CONTROL)				
BAF 16916-B	NS-Order details as follows - (1) PB9M-16914-A handle (1) PB9M-16916-C cable (1) PB9M-10852-E control	1	All	57/58
B9MB 16916-C	Cable only	1	All	57/58
PB9M 16916-B	⊕1018893	1	All	59
16918 PLATE (HOOD AUXILIARY CATCH STRIKER)				
B7A 16918-A	⊕BAC-16918-A	1	All	57/59
16921 SPRING (HOOD LOCK TRIGGER)				
B7A 16921-A	3.2 coils - ⊕BAC-16921-A	1	All	57/59
B6A 16921-A	Approx. 2" free length - ⊕BJ-16921-A	1	All	58/59
16922 RETAINER (HOOD FRONT MOULDING)				
BAF 16922-A		4	All	58

Hood

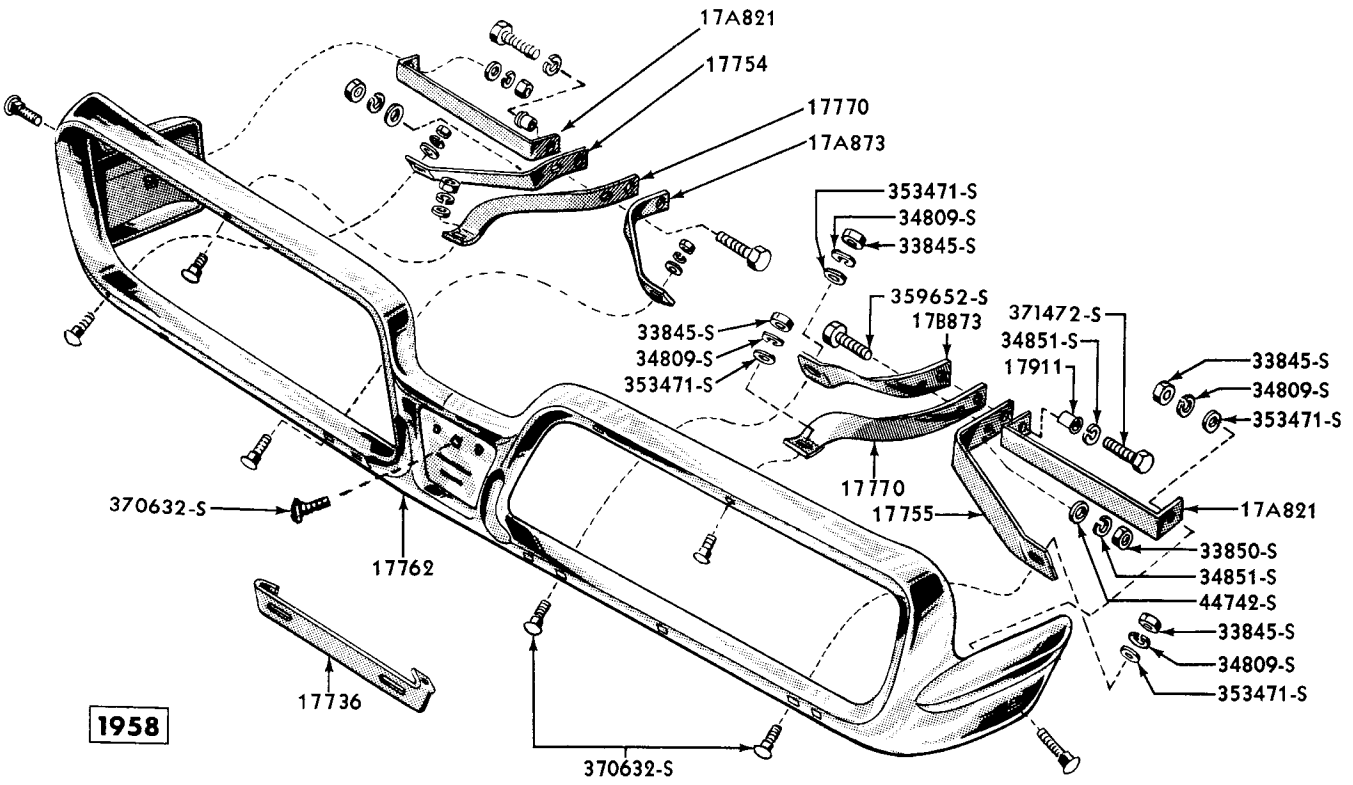
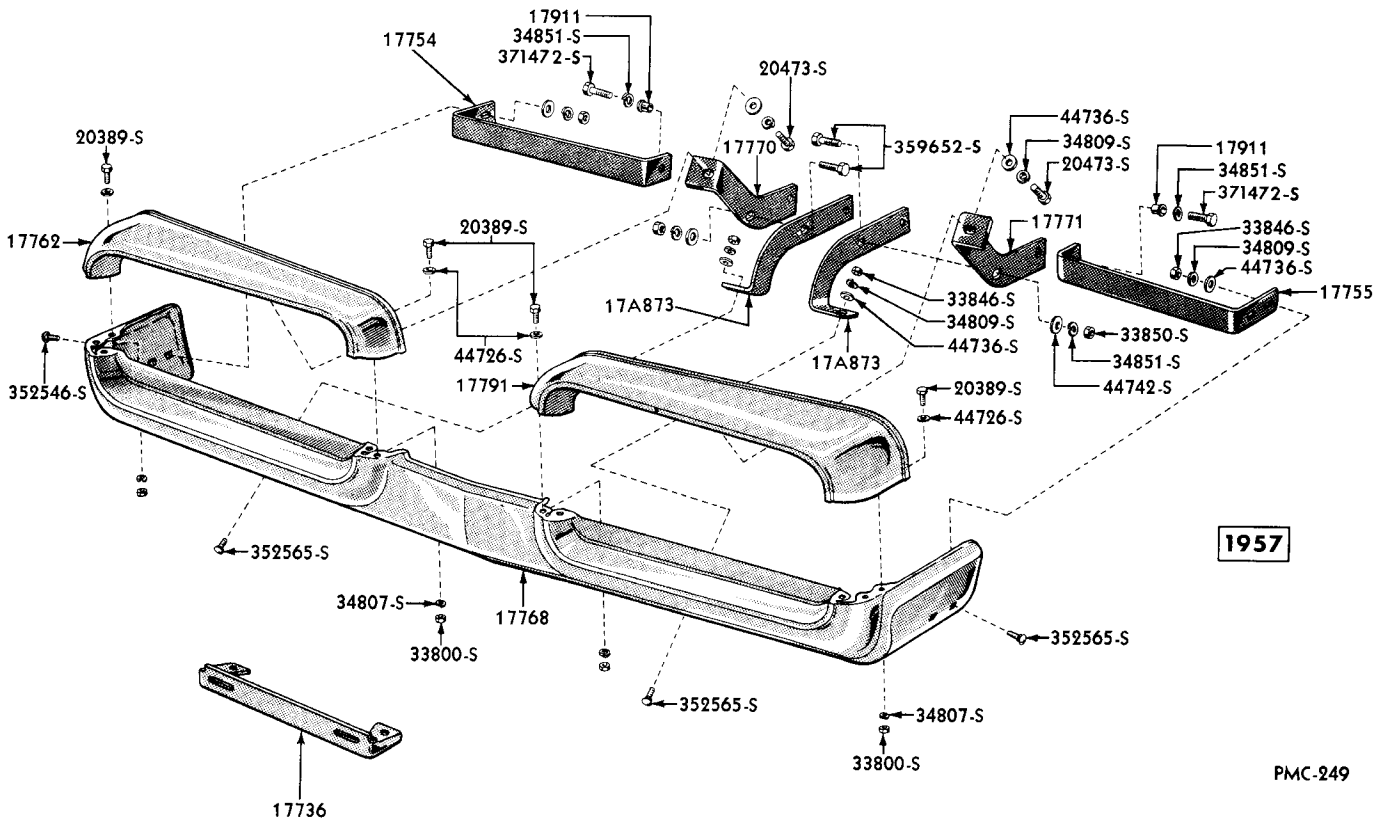
GROUP AND PART NUMBER	DESCRIPTION, SIZE, ETC.	NO. REQ'D	MODEL OR ENGINE CUBIC INCH DISPLACEMENT	YEAR 19__
16929 DOWEL (HOOD LOCK)				
B5A 16929-A	3-13/64" long - ⊕BN-16929-A	1	All	56
B7A 16929-A	Hook - ⊕BAC-16929-A (a)	1	All	57
33943-S8	Nut-hex. -jam-1/2"-20-dowel hook-hood lock to hood	1	a	
34809-S7	Washer-1/2" spring lock-dowel-hood lock to hood	1	a	
358681-S8	Washer-1/2"sq. serrated-dowel-hood lock to hood	1	a	
16942 SPRING (HOOD LOCK CABLE RETURN)				
B7A 16942-A	Approx. 2" free length - Also for duct and control assy. roof vent air return	1 2	All 65,75	57 57/58
16978 TUBE & CLIP (VACUUM PUMP TO WINDSHIELD WIPER MOTOR HOSE)				
EDG 16978-A	Also see tubes 17536	1	All except 58C, 64B	58
16993 BUMPER (HOOD LOCK CAM)				
B7A 16993-A	⊕BAC-16993-B	1	All	57/58

MEMO

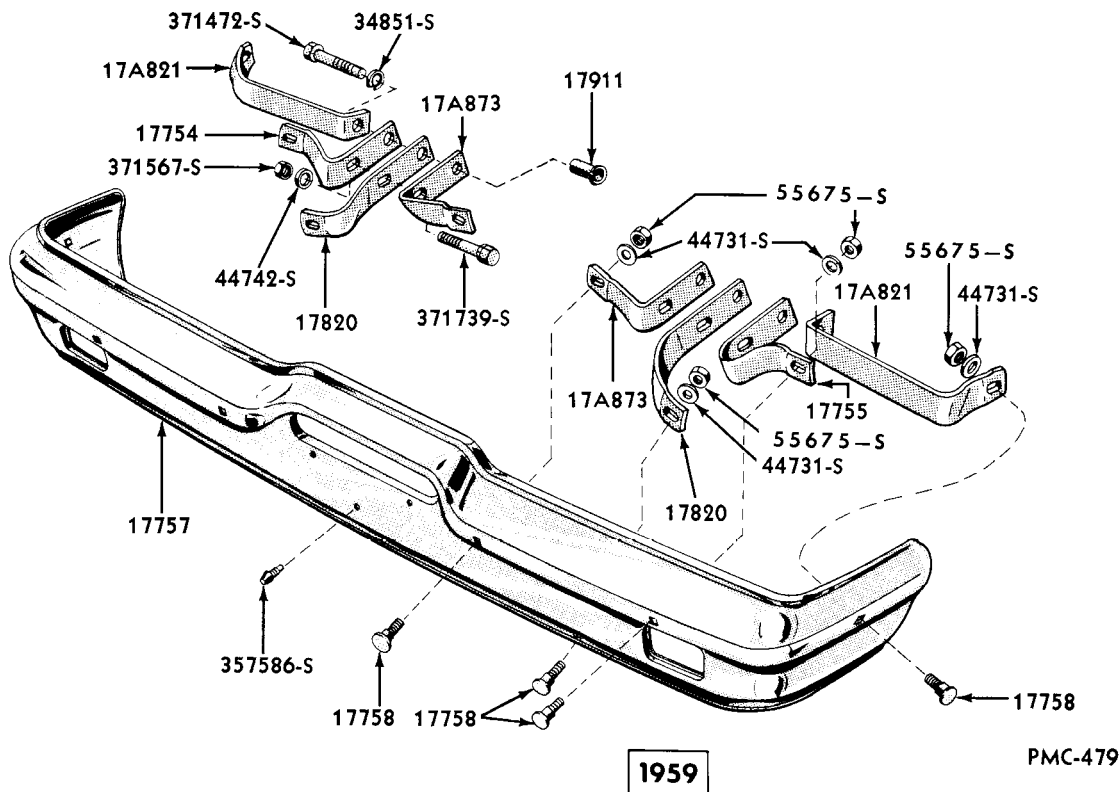


1956

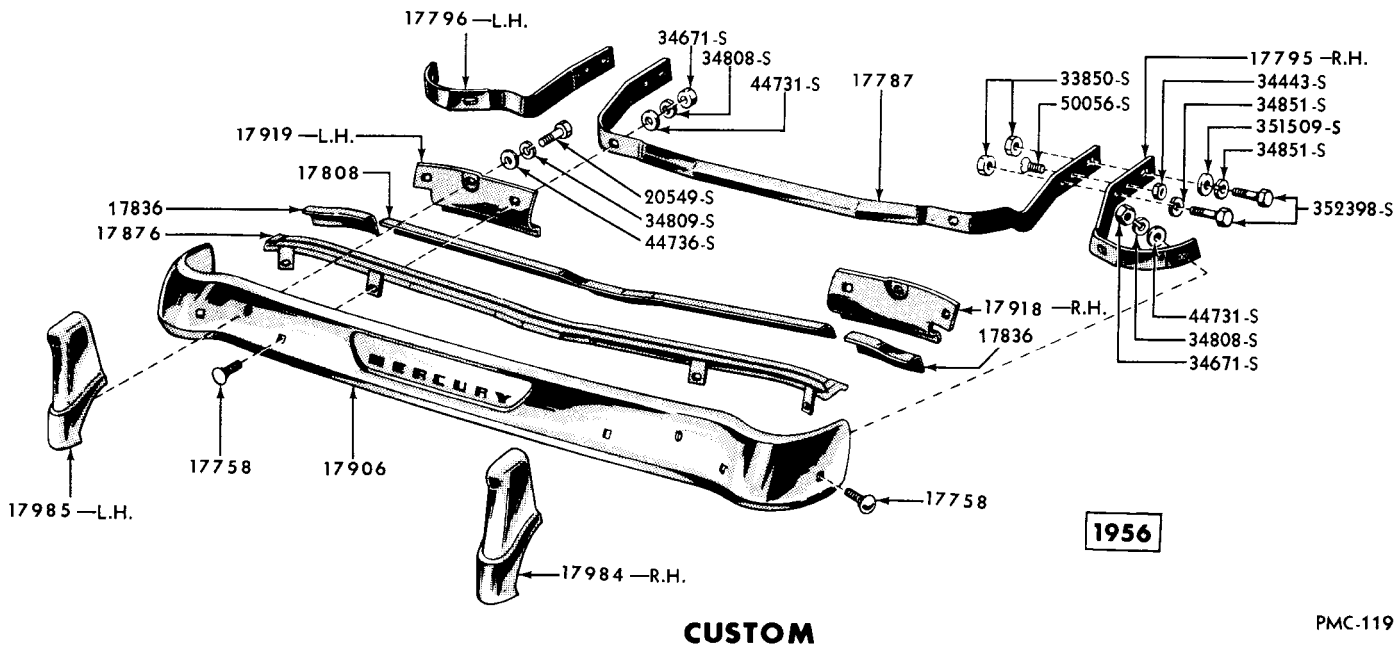
FRONT BUMPER



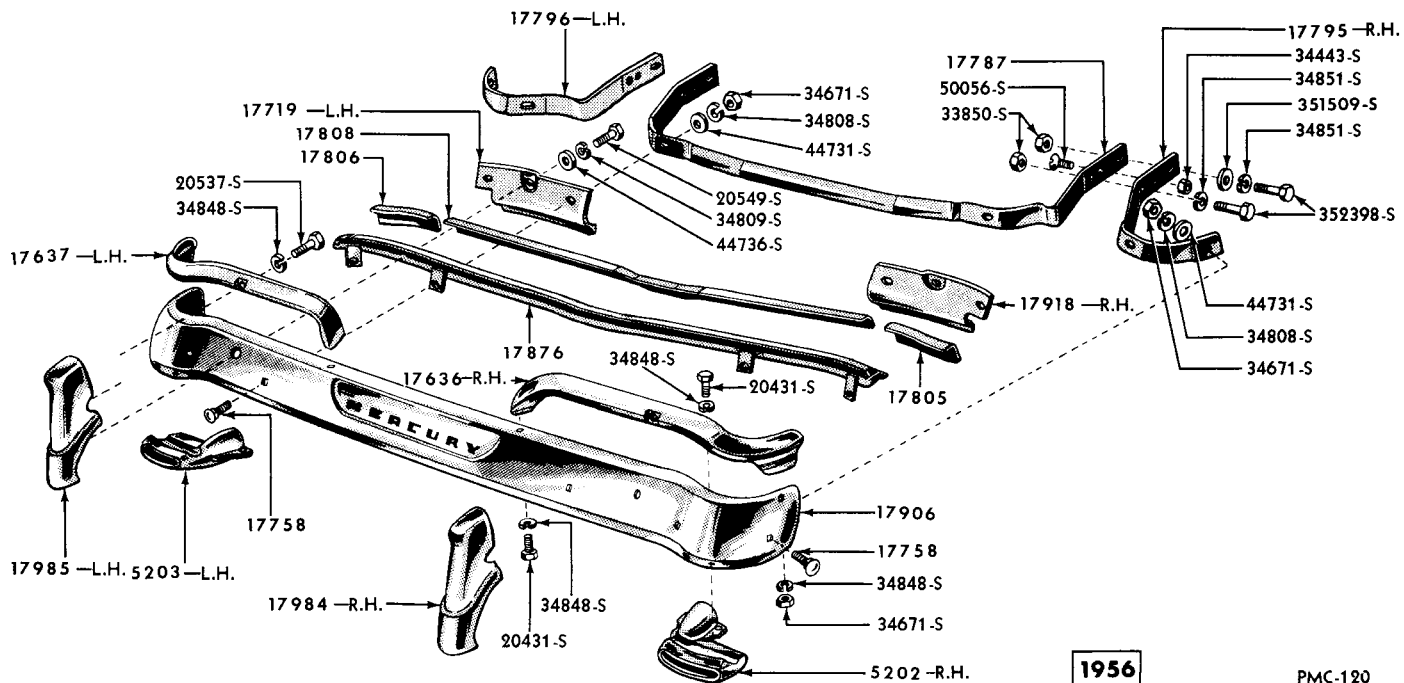
FRONT BUMPER



FRONT BUMPER



REAR BUMPER, PASSENGER CUSTOM

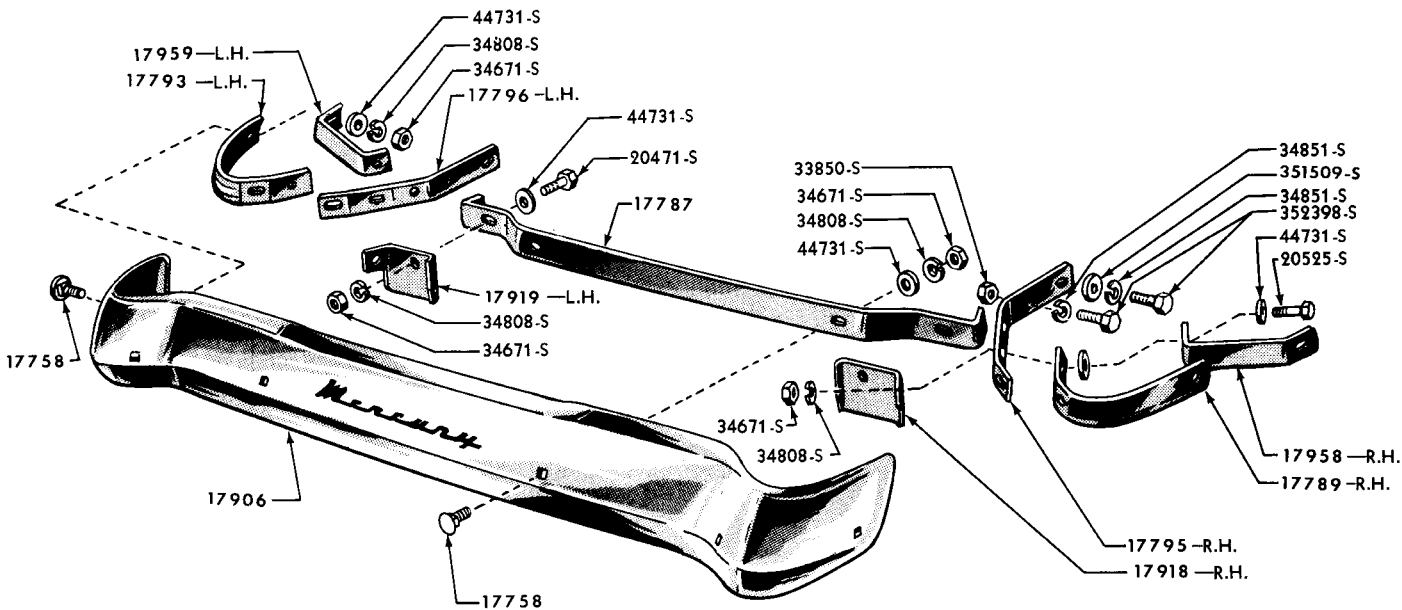


1956

PMC-120

MONTCLAIR AND MONTEREY

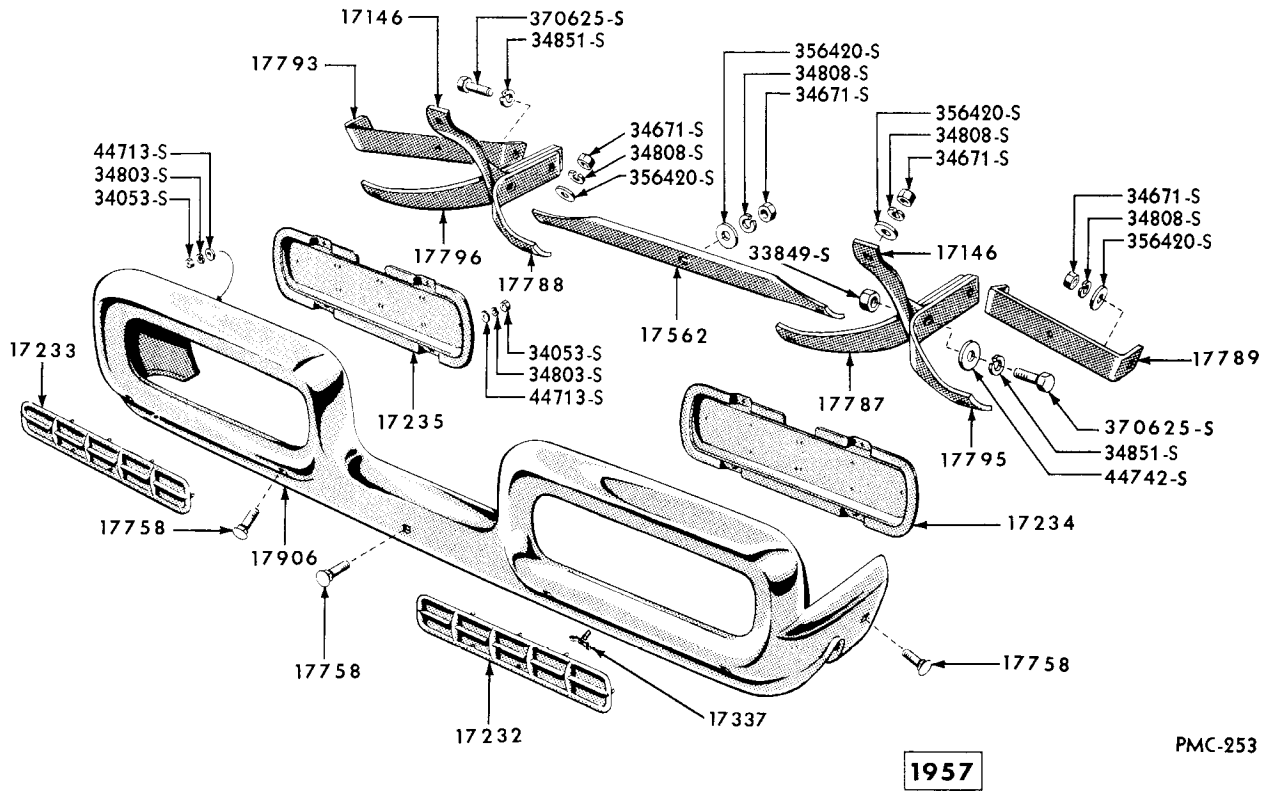
REAR BUMPER, PASSENGER DELUXE



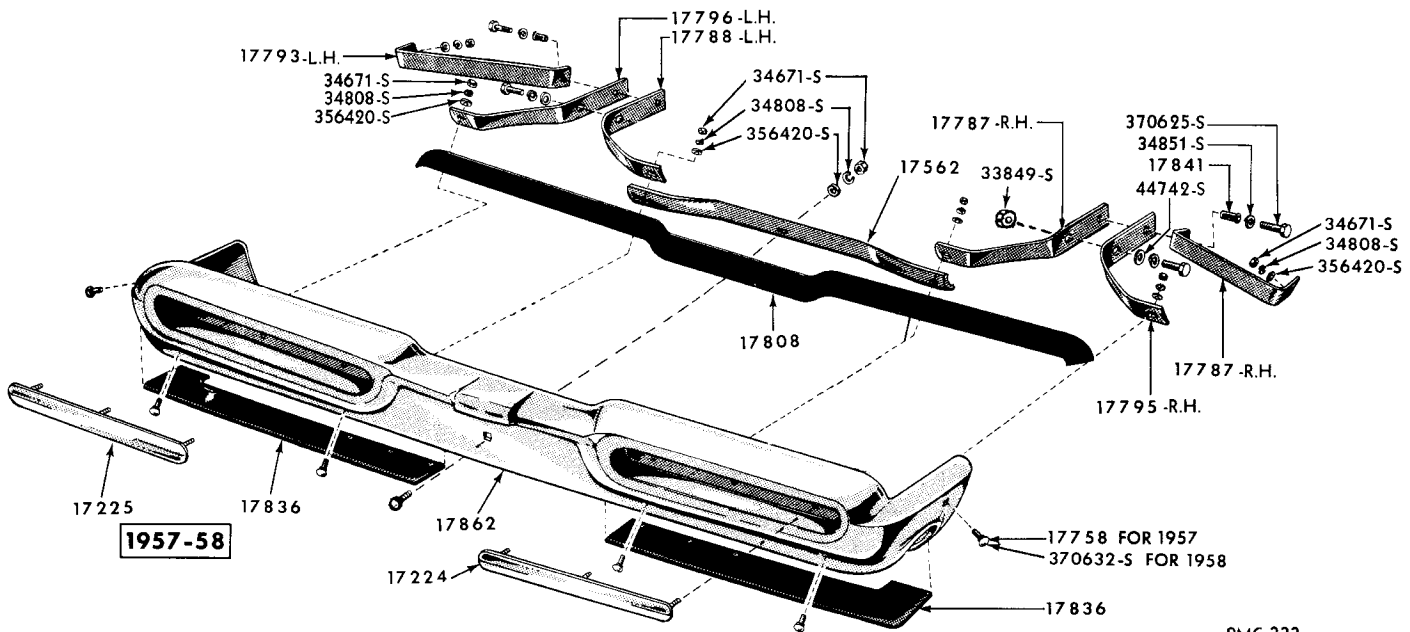
1956

PMC-121

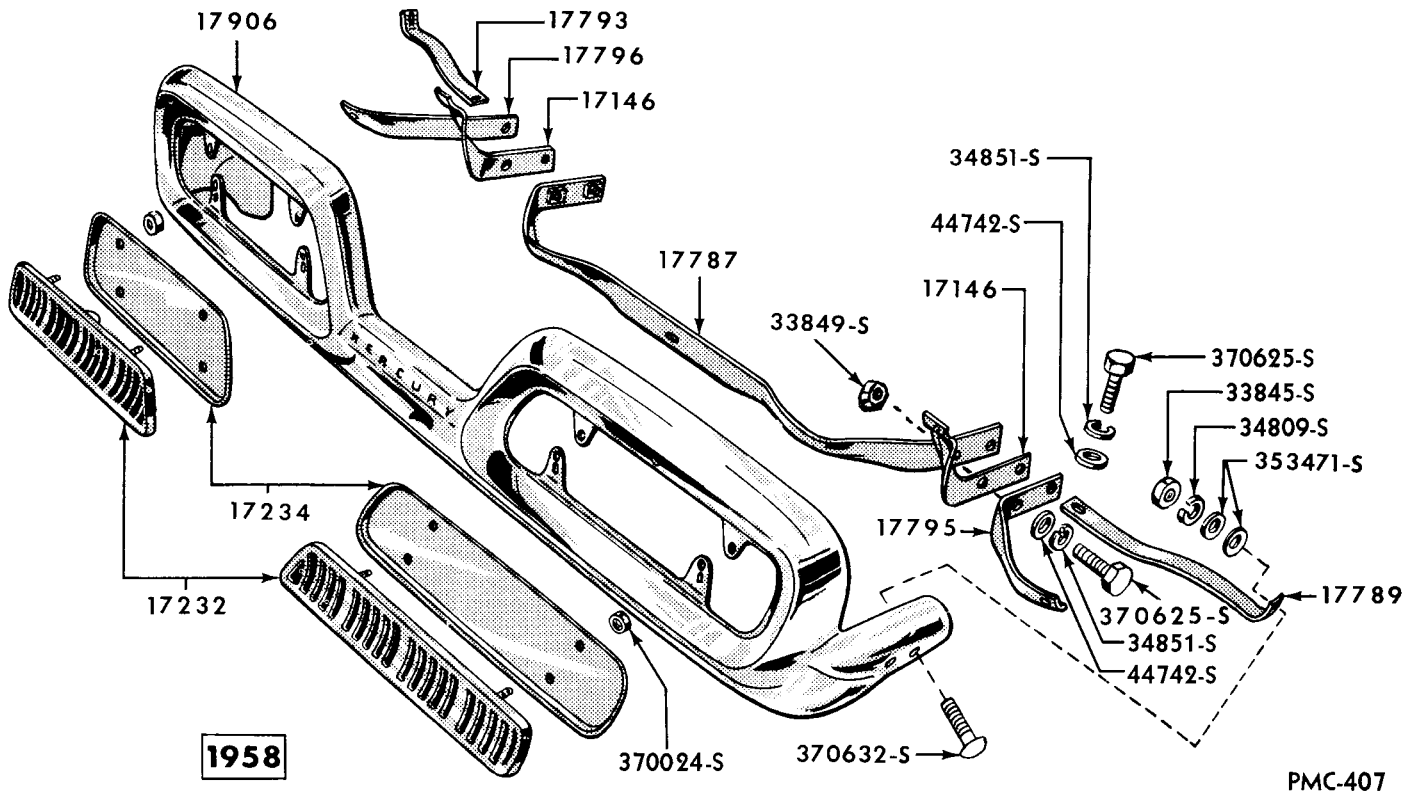
REAR BUMPER - STATION WAGON

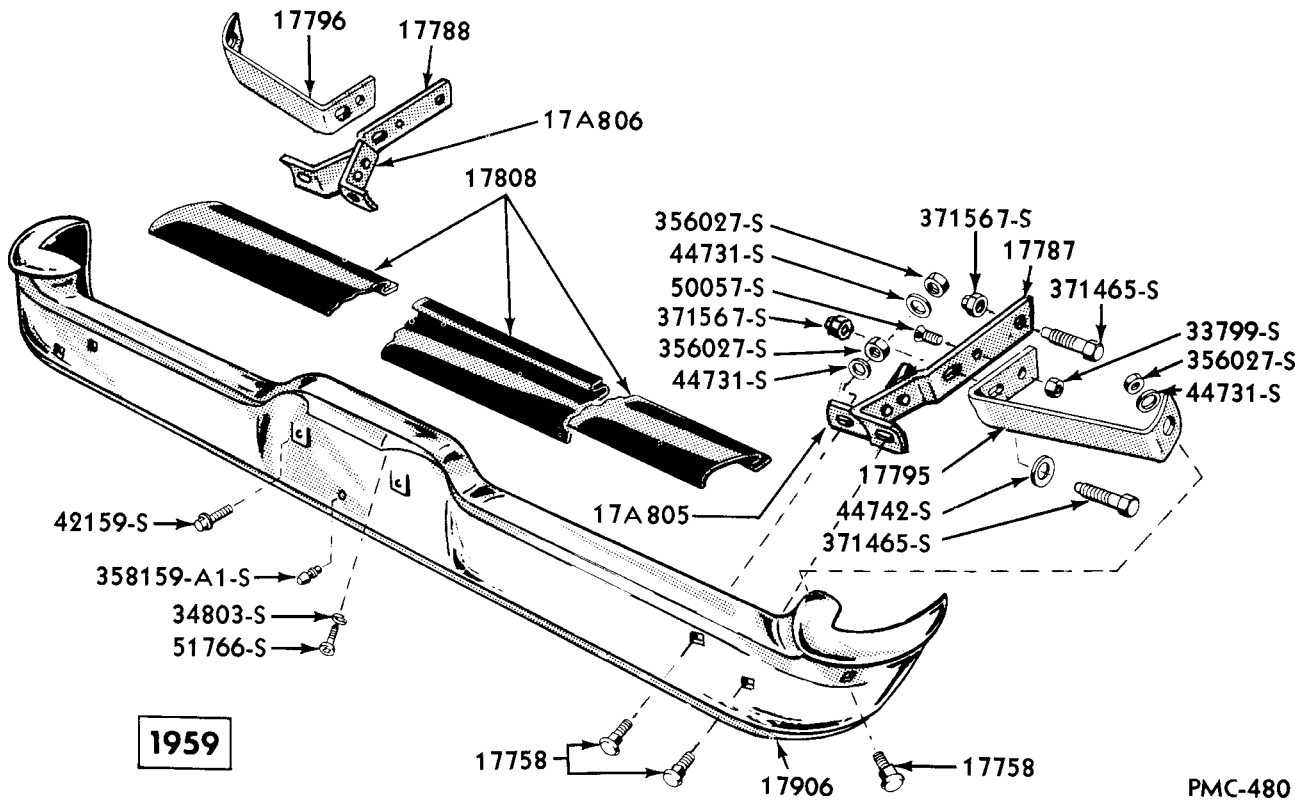


REAR BUMPER, PASSENGER

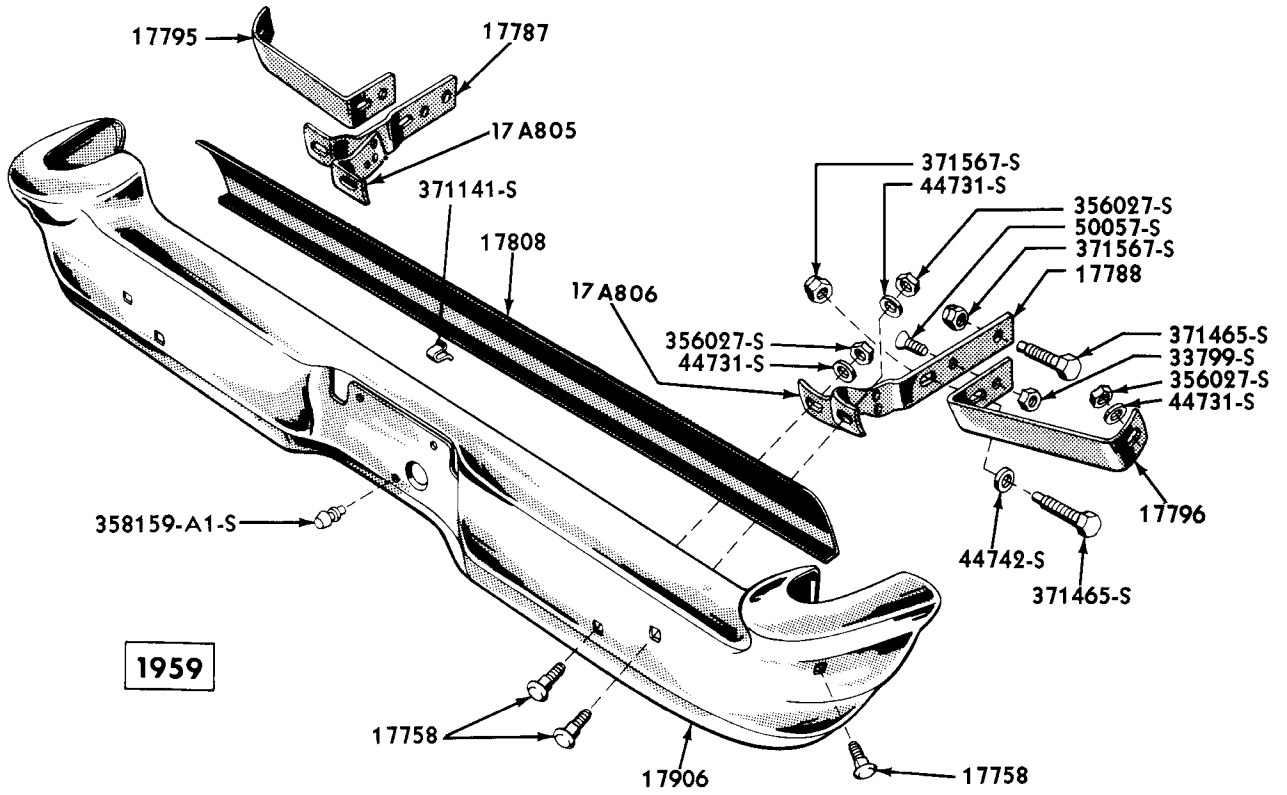


REAR BUMPER - STATION WAGON



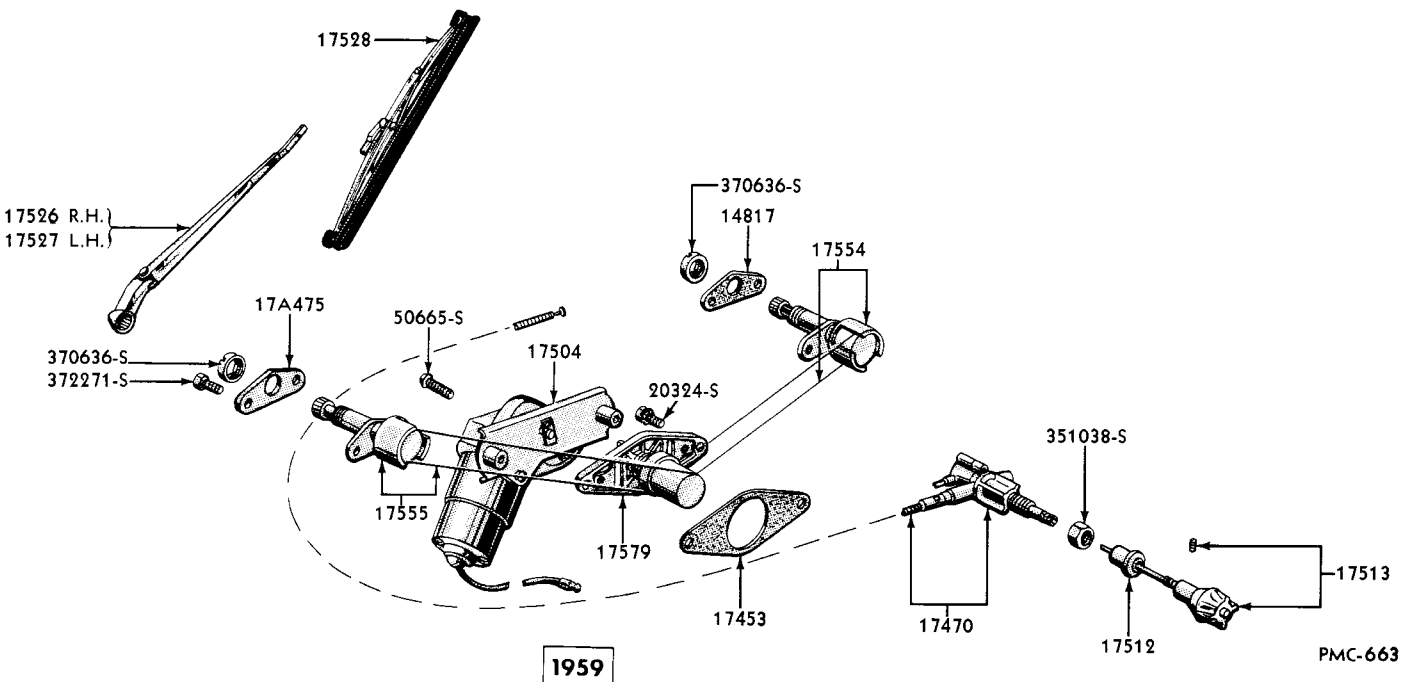
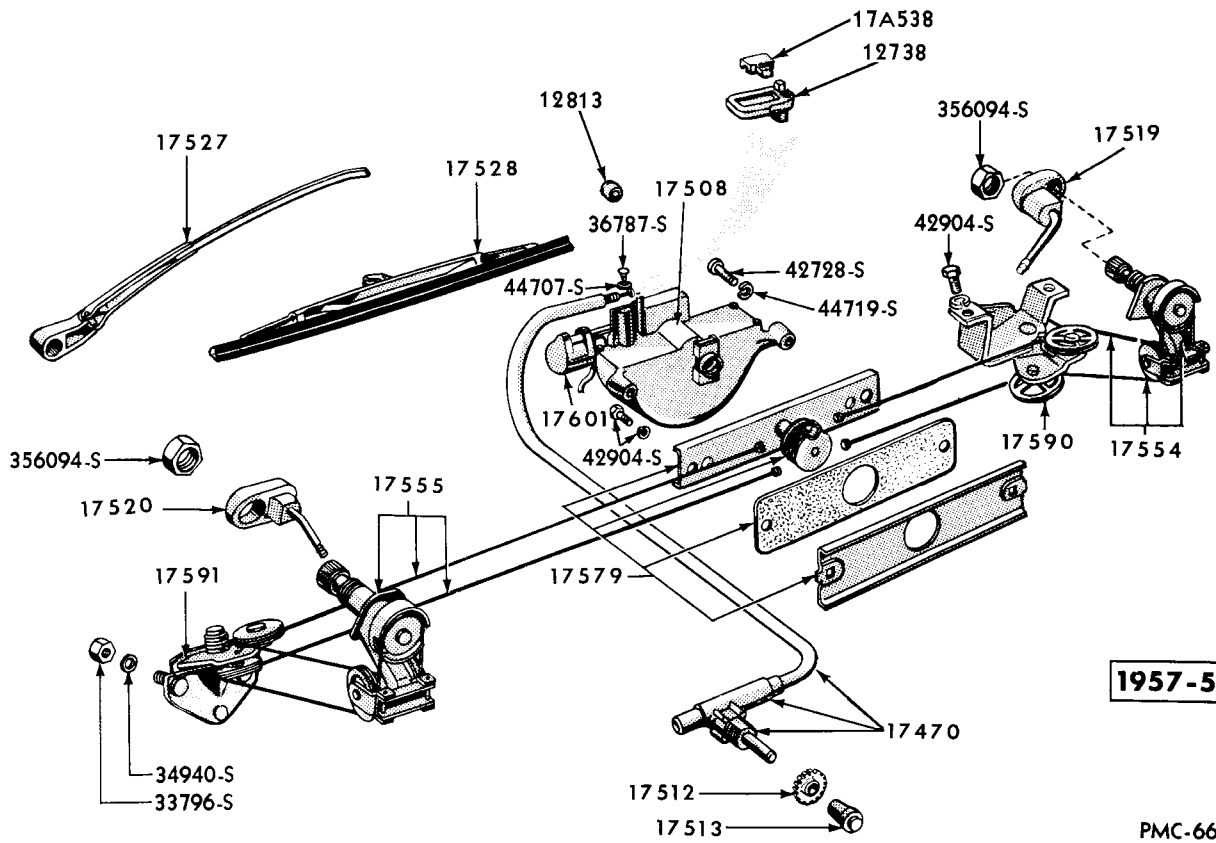


REAR BUMPER, PASSENGER



PMC-481

REAR BUMPER-STATION WAGON



WINDSHIELD WIPER

Bumpers

GROUP AND PART NUMBER	DESCRIPTION, SIZE, ETC.	NO. REQ'D	MODEL OR ENGINE CUBIC INCH DISPLACEMENT	YEAR 19__
17010 CORE (ODOMETER)				
FEK 17010-A		1	65A, 75A, 76B Cruiser Conv.	57
17032 WRENCH & JACK HANDLE				
B6S 17032-A	⊕B9MM-17035-A	1	All	56/58
17035 WRENCH (WHEEL & JACK HANDLE)				
MK 17035-B	Use with tripod jack	1	All	56/58
17058 SLEEVE (VACUUM PUMP TUBE RETAINER)				
EDG 17058-A	NS-Cut from BAE-17580-A - 7/16" O. D. x 15/64" I. D. x 1-3/8" long	1	All	58
17080 JACK (BUMPER)				
MC 17080-D		1	All	56
MG 17080-A	Service only	1	All	57
MG 17080-B	NS-Production only	1	All	57
MK 17080-D	NS-Production only	1	All	58
MK 17080-E	NS-Production only	1	All	58
MK 17080-F		1	All	58
17083 STRAP (JACK HOLD DOWN)				
B5A 17083-A	⊕BN-17083-A	1	79	56
17088 BASE (JACK)				
B7A 17088-A	Use as spare wheel hold down - ⊕AJ-17088-A	1	All except 56, 77	57
AJ 17088-C	Use as spare wheel hold down - also used with MK-17080-K	1	All	58
17115 LIFT (JACK)				
MG 17115-A	Use with MG-17080-A	1	All	57
MG 17115-B	Use with MG-17080-B	1	All	57
MK 17115-A	Use with MK-17080-D and MK-17080-E	1	All	58
MK 17115-B	Use with MK-17080-F	1	All	58
17119 SPRING (JACK HOLD DOWN)				
BAE 17119-A		1	All	57/58
17146 BRACE (REAR BUMPER IMPACT BAR) UPPER				
BAE 17146-B		2	All except 56, 77	57
BAF 17146-B		2	All except 56, 77	58
17150 PUMP ASSEMBLY (VACUUM)				
	See basic part number 6713			
17182-3 ARM (FRONT BUMPER - INTERMEDIATE)				
	See basic part number 17A820			
17187 RETAINER (WINDSHIELD WASHER NOZZLE)				
PB9M 17187-A	Also serviced in 17503 kit - ⊕1018881	1	All	59
17192-3 BRACKET (STONE DEFLECTOR TO RADIATOR AIR SIDE)				
BAE 17192-A	R. H.	1	All	57
BAE 17193-A	L. H.	1	All	57
17224 PANEL (REAR BUMPER OPENING)				
BAE 17224-E		2	56, 77	57/58
17232-3 GRILLE (REAR BUMPER OPENING)				
BAE 17232-B		2	65, 75, 76B, Spl. Conv.	57
BAE 17232-D		2	57A, 58A, 63A, 64, 76A	57
CONTINUED ON NEXT PAGE				

Bumpers

GROUP AND PART NUMBER	DESCRIPTION, SIZE, ETC.	NO. REQ'D	MODEL OR ENGINE CUBIC INCH DISPLACEMENT	YEAR 19__
17232-3 GRILLE (REAR BUMPER OPENING) CONTINUED				
MHK 17232-B	Kit - rear bumper pod reflector grille - consists of the following - ‡(1) BAE-17232-E grille (8) 370024-S2 nut ‡ Detail of kit not serviced loose	1	All except 56, 77 58C, 64B	57 58
BAF 17232-D	R. H. - ornament - standard on models 57C, 63C, 75B, 76C - accessory on models 57A, B, 58A, B, 63A, B, 64A, 65A, 75A, 76A, B - zinc die cast	1	All except 56, 77	58
BAF 17233-D	L. H. - ornament - standard on models 57C, 63C, 75B, 76C - accessory on models 57A, B, 58A, B, 63A, B, 64A, 65A, 75A, 76A, B - zinc die cast	1	All except 56, 77	58
BAF 17232-E	R. H. - ornament - aluminum	1	All except 56, 57C, 63C, 75B, 76C, 77	58
BAF 17233-E	L. H. - ornament - aluminum	1	All except 56, 57C, 63C, 75B, 76C, 77	58
17234-5 PANEL (REAR BUMPER OPENING FINISH)				
BAE 17234-D		2	All except 56, 77	57
BAF 17234-A	R. H. - steel	1	All except 56, 57C, 63C, 75B, 76C, 77	58
BAF 17235-A	L. H. - steel	1	All except 56, 57C, 63C, 75B, 76C, 77	58
BAF 17234-D	R. H. - aluminum	1	All except 56, 77	58
BAF 17235-D	L. H. - aluminum	1	All except 56, 77	58

Speedometer

17246 BEZEL (FUEL GAUGE)				
FEK 17246-C		3	65, 75	57
17A254 KIT (SPEEDOMETER CABLE TIP REPLACEMENT)				
B9AF 17A254-A	Consists of the following - (1) B9AF-17A253-A die (1) B9AF-17280-A tip	1	All	59
17255 SPEEDOMETER				
	See basic part number 17282			
17259 GLASS (INSTRUMENT CLUSTER)				
FEK 17259-C	Plastic	1	All except 65, 75	57
FEK 17259-D	Plastic	1	65A, 75A	57
FEW 10887-A	Plastic Dial	1	All	58
17259 COVER (SPEEDOMETER)				
B9MF 17259-A	For police cars only	1	All	59
PB9M 17259-A	⊕2703687	1	All	59
17260 CABLE & CORE (SPEEDOMETER & TACHOMETER)				
FDK 17260-A	67-23/32" long - used with automatic trans.	1	All	56
FDK 17260-B	71-51/64" long - used with standard trans.	1	All	56
FEK 17260-B	Use with A/T - prior to 2-15-57 - use with FEK-15824-B	1	All	57
FEK 17365-A	Used with tachometer	1	65, 75, 76B Special Conv.	57
FEW 17260-B	60-5/8" long - for all 57/58 models with standard and O/drive trans. For all 1958 models with A/T and FEW-15824-A inhibitor switch	1	All	57/58
PB7M 17260-A	27-11/16" long - use with A/T and FEK-15824-C	1	All	57/58
FEW 17260-C	40-13/16" long - use with automatic trans. and FEK-15824-C inhibitor switch	1	All	58
B9MF 17260-A	69.64" long - use with A/T	1	All	59
B9MF 17260-B	63.63" long - use with S/T	1	All	59

Speedometer

GROUP AND PART NUMBER	DESCRIPTION, SIZE, ETC.	NO. REQ'D	MODEL OR ENGINE CUBIC INCH DISPLACEMENT	YEAR 19__
17A261 BEZEL (SPEEDOMETER)				
B9MY 17A261-A	⊕2703856, ⓅPB9M-10840-A	1	All	59
17262 CORE (SPEEDOMETER & TACHOMETER)				
FDK 17262-A	66-55/64" long - used with automatic trans.	1	All	56
FDK 17262-B	70-55/64" long - used with standard trans.	1	All	56
FEK 17262-B	56-5/32" long - used with automatic trans. - prior to 2-15-57 - used in 17260 assy. with FEK-15824-B	1	All	57
FEK 17262-C	27-11/16" long - used with automatic trans. - effective 2-15-57 - used in 17260 assy. with FEK-15824-C	1	All	57
FEK 17366-A	Tachometer core assy.	1	65, 75, 76B Cruiser conv.	57
FEK 17262-A	60-5/8" long - use on 1957-58 models with standard and O/drive trans. Use on 1958 models with A/T with MED-FEW-15824-B inhibitor switch for 58C and 64B	1	All	57/58
B7MY 17262-A	Replacement kit for tape type speedometer core only - ⓅB7MF-17A252-A Consists of the following - (1) core number PAP-238 - 80.28" long (1) die number PAP-237 (1) tip number PAP-236 - .94" long (1) instruction sheet	1	All	57/58
FEW 17262-B	40-13/16" long - use with automatic trans. and FEK-15824-C inhibitor switch	1	All	58
B9MF 17262-A	69.64" long - use with A/T	1	All	59
B9MF 17262-B	63.63" long - use with S/T	1	All	59
17264 CLIP (SPEEDOMETER CABLE)				
B9FM 17264-A		1	All	59
17265 DIAL (SPEEDOMETER) MILES				
FEK 17265-J		1	All	57
FEW 17265-F	For export only	1	All	57
FEW 17265-A	Acrylic resin - 17-7/64" long with (4) 3/16" dia. holes equally spaced at the top - marked with numerals from 0 to 120	1	All	58
FEW 17265-B	For export only	1	All	58
B9MF 17265-A		1	All	59
B9MF 17265-B	For export only (Kilos)	1	All	59
B9MF 17265-C	For police cars only	1	All	59
17266 CLAMP (SPEEDOMETER CABLE TO TRANSMISSION)				
FEK 17266-A	Used with standard and O/drive trans.	1	All	57/58
17271 GEAR (SPEEDOMETER & TACHOMETER DRIVEN)				
MG 17271-M	23 Teeth - color black - 3.89 to 1 axle ratio	1	All except 77	57
FDV 17374-A	Tachometer driven gear - 11 teeth - 1-29/32" long	1	65, 75	57
MG 17271-R	21 Teeth - color light green - 3.70 to 1 axle ratio in 1957 and 3.56 to 1 axle ratio in 1958	1	All	57/58
MG 17271-J	17 Teeth - color blue - 2.91 to 1 axle ratio in 1957 and 2.69 to 1 axle ratio with 8.50 x 14 tires in 1958 2.71:1 axle ratio in 1959	1	All	57/59
MG 17271-L	19 Teeth - color pink - 3.22 to 1 axle ratio in 1957 and 2.91 to 1 axle ratio in 1958 and 1959	1	All	57/59
MG 17271-N	22 Teeth - color grey - 3.70 to 1 axle ratio with 8.00 x 14 tires in 1957 and 3.89:1 axle ratio in 1959	1	All	57/59
CONTINUED ON NEXT PAGE				

Speedometer

GROUP AND PART NUMBER	DESCRIPTION, SIZE, ETC.	NO. REQ'D	MODEL OR ENGINE CUBIC INCH DISPLACEMENT	YEAR 19__
17271 GEAR (SPEEDOMETER & TACHOMETER DRIVEN) CONTINUED				
MG 17271-K	18 Teeth - color purple - 2.69 to 1 axle ratio with 8.00 x 14 tires	1	All	58
	Use with 2.91:1 axle ratio with 9.00 x 14 tires and use with 3.22:1 axle ratio	1	All	59
B9MM 17271-A	20 Teeth - color brown - use with 3.56:1 and 3.10:1 axle ratio	1	All	59
17279 DRIVE (SPEEDOMETER ANGLE)				
FEK 17279-B	NS-Serviced in 15824 kit - prior to 2-15-57	1	All	57
17282 SPEEDOMETER				
FDT 17282-A	Less mounting plate	1	All	56
FDT 17282-B	For export only	1	All	56
FDT 17255-A	NS-Service details - FDT-17282-A - FDK-17289-A	1	All	56
FEK 17282-L	Less mounting plate	1	65, 75	57
FEK 17282-M	For export only	1	65, 75	57
FEK 17282-R	Less mounting plate - miles	1	All except 65, 75	57
FEK 17282-S	For export only	1	All except 65, 75	57
FEW 17282-A	Less mounting plate - all models without speed warning device	1	All	58
FEW 17282-B	For export only	1	All	58
FEW 17282-C	Less mounting plate - all models with speed warning device	1	All	58
B9MF 17282-A	Use without speed warning control on models built prior to 3-4-59	1	All	59
B9MF 17255-A	Use on models built after 3-4-59 without speed warning control	1	All	59
B9MF 17255-B	Use on models built with speed warning control	1	All	59
B9MF 17255-C	For export only	1	All	59
B9MF 17255-D	Use on models built after 3-4-59 for police cars only	1	All	59
B9MF 17282-D	For police cars only on models built prior to 3-4-59	1	All	59
17285 GEAR (SPEEDOMETER DRIVE)				
1P 17285-B	Standard and O/drive trans. - steel - 8 teeth - helix angle L.H. - alternate with ⊕MC-17285-A Standard trans.	(a) 1	312, 383(mod.)	56/58
		(a) 1	312-2V, 383-2V	59
MC 17285-A	Standard and O/drive trans. - nylon - 8 teeth - helix angle L.H. - alternate with ⊕1P-17285-B	(a) 1	312, 383(mod.)	56/59
B7A 17285-B	8 Teeth - used with automatic trans. - ⊕PMC- 17285-A	1	All	57
PBL 17285-A	9 Teeth - used with automatic trans. Steel - helix angle - L.H.	1	All	58
		(a) 1	312-2V, 383, 430	59
353078-S	Ball-steel-1/4" dia.	1	a	
17288 SPACER (SPEEDOMETER GEAR)				
WAT 17288-A	Use with standard trans. with 312 C.I.D. engine	1	All	58/59
17289 PLATE (SPEEDOMETER MOUNTING)				
FDK 17289-A		1	All	56
17292 RETAINER (SPEEDOMETER DRIVEN GEAR)				
B7S 17292-A	⊕LE-17292-A	(a) 1	All	57
B7A 17292-A	⊕AJ-17292-A	(a) 1	All	58
B9MM 17292-A		1	All	59
372013-S	Retainer	1	a	

Speedometer

GROUP AND PART NUMBER	DESCRIPTION, SIZE, ETC.	NO. REQ'D	MODEL OR ENGINE CUBIC INCH DISPLACEMENT	YEAR 19__
17293 SNAP RING (TRANSMISSION SPEEDOMETER DRIVING GEAR & SYNCHRONIZER RETAINING)				
	See basic part number 7059			
17298 SEAL (SPEEDOMETER DRIVE GEAR OIL)				
1A 17298		1	All	56/58
87036-S94		1	All	59
17302 CASE (SPEEDOMETER)				
FEK 17302-A		1	All except 65, 75	57
FEK 17302-C		1	65, 75	57
17315 HOUSING (SPEEDOMETER FRONT)				
FEW 17315-B	Zinc die cast (a)	1	All	58
50386-S7	Screw-oval hd. -No. 6-32 x 3/8"	6	a	
51550-S13	Screw-fill. hd. -No. 6-32 x 1/4"	6	a	
17317 HOUSING (SPEEDOMETER REAR)				
FEK 17317-DP		1	65A, 75A, 76B Cruiser Conv.	57
FEK 17317-EP		1	All except 65A, 75A, 76B Cruiser Conv.	57
FEW 17317-D	Zinc die cast	1	All	58
B9MF 17317-A		1	All	59
17318 MASK (SPEEDOMETER)				
FEW 17318-A	Aluminum - bronze - 17-3/32" long with (3) 3/32" dia. holes at the top equally spaced	1	All	58
17322 GEAR (SPEEDOMETER DRIVEN)				
1M 17322-B	18 Teeth - automatic trans.	1	All	56
MC 17322-B	23 Teeth - standard and overdrive trans.	1	All	56
B5A 17322-A	20 Teeth - automatic trans. - ⊕AB-17322-A	1	All	56
B5A 17322-B	21 Teeth - standard trans. - ⊕AB-17322-B	1	All	56
B8A 17322-B	17 Teeth - ⊕MG-17271-D	1	All	57
17337 RETAINER (REAR BUMPER OPENING ORNAMENT)				
BAE 17337-A		16	All except 56, 77	57
		4	57B, C, 58B, 63B, C, 76C	59
17340 BEZEL (TACHOMETER)				
FEK 17340-CA	Black	1	65, 75, 76B Cruiser Conv.	57
FEK 17340-CB	Dark blue	1	65, 75, 76B Cruiser Conv.	57
FEK 17340-CC	Dark green	1	65, 75, 76B Cruiser Conv.	57
FEK 17340-CD	Medium gold	1	65, 75, 76B Cruiser Conv.	57
17360 TACHOMETER				
FEK 17360-CA	Black	1	65, 75, 76B Cruiser Conv.	57
FEK 17360-CB	Dark blue	1	65, 75, 76B Cruiser Conv.	57
FEK 17360-CC	Dark green	1	65, 75, 76B Cruiser Conv.	57
FEK 17360-CD	Medium gold	1	65, 75, 76B Cruiser Conv.	57
17377 GEAR (TACHOMETER DRIVE)				
FAA 17377-A	11 Teeth - 2-31/32" overall length (a)	1	312, 368	57
352153-S	Washer-flat-31/64" I.D. x 15/16" O.D. - tachometer drive gear to distributor base assy.	1	a	
354132-S	Pin-1/8" x 11/16"-tachometer drive gear to distributor shaft	1	a	
17383 "O" RING (TACHOMETER DRIVEN GEAR OIL SEAL)				
B3Q 17383-A	⊕FAA-17383-A	1	65, 75	57

Windshield Wiper

GROUP AND PART NUMBER	DESCRIPTION, SIZE, ETC.	NO. REQ'D	MODEL OR ENGINE CUBIC INCH DISPLACEMENT	YEAR 19__
17A435 SHAFT (WINDSHIELD WIPER OUTPUT)				
B9MF 17A435-C	With electric wipers	1	All	59
17450 PLATE & SPRING (WINDSHIELD WIPER RETAINER)				
BA 17450-A	2-5/8" o/all length	1	All	56
17A450 WIRE (WINDSHIELD WIPER MOTOR TO DASH PANEL)				
B9FM 17A450-A	With electric wipers - use on cars built prior to 5-1-59 only	1	All	59
17453 ABSORBER (WINDSHIELD WIPER MOTOR MOUNTING BRACKET SOUND)				
PB9M 17453-A	Rubber - ⊕1005642	1	All	59
17A460 WIRING (ELECTRIC WINDSHIELD WIPER SWITCH TO IGNITION SWITCH)				
B8MY 17A460-A	⊕FEW-14326-A	1	All	58
B9MF 17A460-A	Use on cars built prior to 5-1-59 only	1	All	59
17A464 ARM & LINK (WINDSHIELD WIPER)				
B9MF 17A464-B	With electric wipers	1	All	59
17470 CONTROL (WINDSHIELD WIPER)				
FDK 17470-B		1	All	56
FEK 17470-A		1	All except 65A, 75A, 76B Cruiser Conv.	57
FEK 17470-B		1	65A, 75A, 76B Cruiser Conv.	57
FEW 17470-C		1	All	58
B9FM 17470-B	Electric control 52-5/16" long - use on all models built prior to 5-1-59 - use on all models 57C, 63C, 76C - effective 5-1-59	1	All	59
B9MF 17470-A	Electric control - 43-1/4" long	1	All except 57C, 63C, 76C	59
17470 SWITCH & COVER (WINDSHIELD WIPER)				
B9A 17470-B	Electric wipers - ⊕2900259	1	All	59
17471 GASKET (WINDSHIELD WIPER COVER)				
B9A 17471-A	Use with electric wipers - ⊕2900384	1	All	59
17A473 BASE (WINDSHIELD WIPER COORDINATOR MOUNTING)				
B9AF 17A473-A	Use with electric wipers	1	All	59
17A475 SEAL (WINDSHIELD WIPER PIVOT SHAFT TO COWL TOP)				
B9MY 17A475-A	⊕B9BM-14817-A	2	All	59
17A479 GEAR (WINDSHIELD WIPER INPUT)				
B9MF 17A479-B	With electric wipers	1	All	59
17482 BEZEL (WINDSHIELD WIPER CONTROL)				
FDT 17482-A	59/64" I.D. x 1-3/16" O.D. - with letters "WIPERS" on surface	1	All	56
17A485 ARMATURE (WINDSHIELD WIPER MOTOR)				
B9MF 17A485-A	With electric wipers	1	All	59

Windshield Wiper

GROUP AND PART NUMBER	DESCRIPTION, SIZE, ETC.	NO. REQ'D	MODEL OR ENGINE CUBIC INCH DISPLACEMENT	YEAR 19_____
17491 CONNECTOR (VACUUM PUMP TO INTAKE MANIFOLD TUBE)				
EBU 17491-A	NS-Cut from BAE-17580-H (1) vacuum pump to windshield wiper tube (1) vacuum pump to intake manifold tube	2	312	56
ECG 17491-A	7/32" I. D. x 7/16" O. D. x 2-1/4" long neoprene (1) to connect vacuum pump to windshield wiper hose to fuel and vacuum pump (1) to connect vacuum pump to intake manifold assy. to fuel and vacuum pump	2	All All All 58C, 64B	56/58 56/57 56 58
17494 CABLE & CORE (ODOMETER)				
FEK 17494-A	18" long	1	65A, 75A, 76B Cruiser Conv.	57
17500 KIT-CAM REPLACEMENT (ELECTRIC WINDSHIELD WIPER)				
B9MY 17A500-A	Use with electric wipers - Consists of the following - (1) B9MF-17A461-A cam (1) B9MF-17A462-A retainer (1) 2900982 retainer (1) 2900983 spring (1) 353862-S washer (1) 358662-S washer	1	All	59
17504 MOTOR (WINDSHIELD WIPER)				
B9MY 17504-A	Electric - ⊕ED-B9MF-17504-D	1	All	59
17508 MOTOR (WINDSHIELD WIPER)				
B5A 17508-C	Driver dia. - 3-33/64" - ⊕BN-17508-D (a)	1	All	56
BAF 17508-A	Vacuum - less drive (b)	1	All	57/58
FFA 17508-A	Electric windshield wiper - with drive	1	All	58
36782-S8	Screw-rd. hd. -No. 6-32 x 1/4"-used in motor assy.	1	a	
36787-S8	Screw-rd. hd. -No. 6-32 x 1/4"-used in motor assy.	1	b	
42728-S8	Screw and washer assy. -hex. hd. -No. 10-32 x 1/2" motor to bracket windshield wiper mounting	2	a, b	
44707-S8	Washer-flat-No. 6 used in motor assy.	1	a, b	
352422-S	Washer-rubber used in motor assy.	2	a	
17512 NUT (WINDSHIELD WIPER CONTROL)				
FDC 17512-A	7/16" x 28" - chrome	1	All	56
FEK 17512-B	(1) for windshield wiper control (1) for heater control (1) for air conditioning control	3	65A, 75A, 76B Cruiser Conv.	57
FEK 17512-C		1	All except 65A, 75A, 76B Cruiser Conv.	57
FEW 17512-A	Chrome	1	All	58
PB9M 17512-A	⊕2700475	1	All	59
17512 NUT (SWITCH) INTERIOR LIGHTS				
FEK 17512-B	Use with courtesy light switch	1	65, 75	57
17513 KNOB (WINDSHIELD WIPER & WASHER CONTROL)				
FDT 17513-A	Shaft on button control for washer - 2-1/16" long	1	All	56
FEK 17513-B		1	65A, 75A, 76B Cruiser Conv.	57
FEK 17513-C		1	All except 65A, 75A, 76B Cruiser Conv.	57
FEW 17513-E		1	All	58
B9MF 17513-A		1	All	59
17519-20 SPACER (WINDSHIELD WIPER MOUNTING)				
BV 17519-A	R. H. - outer	1	All	56
BV 17520-A	L. H. - outer	1	All	56
BAC 17519-A	R. H. - outer	1	All	57/58
BAC 17520-A	L. H. - outer	1	All	57/58

Windshield Wiper

GROUP AND PART NUMBER	DESCRIPTION, SIZE, ETC.	NO. REQ'D	MODEL OR ENGINE CUBIC INCH DISPLACEMENT	YEAR 19__
17526-7 ARM (WINDSHIELD WIPER)				
B5A 17526-C	12-1/8" long	1	64C, 64D, 70B, 73, 79	56
B5A 17526-D	10-11/16" long	1	57A, 58A, 64A, 76B	56
BAE 17526-A	R. H.	1	All	57/58
BAE 17527-A	L. H.	1	All	57/58
PB9M 17526-A	R. H. - ⊕1003386	1	All	59
PB9M 17527-A	L. H. - ⊕1003387	1	All	59
17528 BLADE (WINDSHIELD WIPER)				
B7A 17528-A	12" long	2	All	56/58
B9MB 17528-B		2	All	59
17530 BEZEL (REAR VIEW MIRROR OUTSIDE)				
BAE 17530-B	Used with BAE-17696-A mirror	1	All	57
17536 TUBE (WINDSHIELD WIPER HOSE)				
ECK 17536-B	1/4" O.D.	1	312	56
ECC 17536-D		1	312	57
ECU 17536-B	1/4" O.D.	1	368	57
EDB 17536-C		1	312	58
EDG 17536-C	Motor hose - 383 C.I.D. - standard & overdrive transmission	1	All except 57C, 58C, 63C, 64B, 76C	58
17A538 ADAPTOR (WINDSHIELD WIPER CONTROL CABLE)				
B8MY 17A538-A	⊕BAF-12854-A	1	All except 57C, 63C, 76C	57/58
17541 GASKET (WINDSHIELD WIPER PIVOT)				
B5A 17541-A	Leather - ⊕BN-17541-A	2	All	56
17543 TUBE (WINDSHIELD WIPER)				
O6H 17543-C	7/32" I.D. x 7/16" O.D. x 24 ft. roll - used as required to cut for various lengths of windshield washer hose Cloth and black rubber - 25 ft. roll - use to cut to size various lengths of windshield wiper hoses - for vacuum hose application only	AR	All	56/58
17A549 SCREW (WINDSHIELD WIPER MOTOR SHAFT STOP)				
COMF 17A549-A	Use with electric wipers	1	All	59
17554-5 HOUSING (WINDSHIELD WIPER PIVOT SHAFT) LESS SPACER				
BAF 17554-A	R. H.	(a) 1	All	57/58
BAF 17555-A	L. H.	(a) 1	All	57/58
COMB 17554-A	R. H. - less nut	1	All	59
B9BM 17555-A	L. H. - less nut	1	All	59
356094-S13	Nut-oct. hd. -5/8" x 24 thread	2	a	
17A556 GEAR & STOP (WINDSHIELD WIPER OUTPUT)				
B9MF 17A556-A		1	All	59
17558 BASE (REAR VIEW OUTSIDE MIRROR)				
	See basic part number 17A702			
17562 BRACE (REAR BUMPER IMPACT BAR) CENTER				
BAE 17562-A		2	All 56, 77	57 58
17562 GROMMET (WINDSHIELD WIPER CONNECTING ARM)				
51A 17562		2	All	56

Windshield Wiper

GROUP AND PART NUMBER	DESCRIPTION, SIZE, ETC.	NO. REQ'D	MODEL OR ENGINE CUBIC INCH DISPLACEMENT	YEAR 19_____
17566-7 ARM & PIVOT SHAFT (WINDSHIELD WIPER MOUNTING LESS SPACER)				
B5A 17566-A	R. H. - ⊕BN-17566-A	1	All	56
B5A 17567-A	L. H. - ⊕BN-17567-A	1	All	56
17578 TUBE (WINDSHIELD WIPER)				
5EH 17578	NS-3-3/4" long - cut from BAE-17580-H - (1) pump to manifold vacuum tube (1) pump to windshield wiper vacuum tube	2	All	57
17579 BODY (WINDSHIELD WIPER) AUXILIARY DRIVE				
BAE 17579-C		1	All	57
BAF 17579-A		1	All	58
PB9M 17579-A	⊕1017361	1	All	59
17580 HOSE (WINDSHIELD WASHER)				
	See basic part number 17A605			
17587 COUPLING (WINDSHIELD WASHER HOSE)				
	See basic part number 17A601			
17590-1 TENSIONER (WINDSHIELD WIPER)				
BAE 17590-B	R. H. (a)	1	All	57
BAE 17591-B	L. H. (a)	1	All	57/58
BAF 17590-A	R. H. (a)	1	All	58
33796-S8	Nut-hex-1/4"-28-used in tensioner assy.	1	a	
34940-S7	Washer-ext. tooth-1/4"-used in tensioner assy.	1	a	
42904-S8	Screw and washer assy. -hex-hd. -1/4"-28 x 5/8"	2	a	
44719-S8	Washer-flat-1/4"-used in tensioner assy.	1	a	
17598 CONNECTOR (WINDSHIELD WASHER VACUUM HOSE)				
BAF 17598-A	Steel or brass - approx. 1" - used with BAE-17580-H to make windshield washer hose adaptor - used for windshield washer when heater is not used	AR	All	58/59
B8S 17598-A	Nylon - 1/4" x 5/16" - ⊕BAP-17598-A	1	All	59
17601 COORDINATOR (WINDSHIELD WASHER)				
BAF 17601-B	Vacuum	1	All	57/58
BAK 17601-B	Vacuum	1	All	57/58
BAF 17601-A	Electric	1	All	58
B9MB 17601-A	With rubber rod cover - used as accessory	1	All except 57C, 63C, 76C	59
	Used as standard equipment	1	57C, 63C, 76C	59
17A601 COUPLING (WINDSHIELD WASHER HOSE)				
B6MY 17A601-A	⊕BU-17587-A	1	All	56/58
B5LY 17A601-A	Tee - nylon - for A/cond. - ⊕BT-17587-A	1	All	57/59
B5S 17587-A	⊕BAA-17587-A	1	All	59
B9MY 17A601-A	Nylon - ⊕1017462, ⊕PB9M-17587-A	1	All	59
17A602 NOZZLE (WINDSHIELD WASHER)				
	See basic part number 17665			
17605 RETAINER (WINDSHIELD WASHER COORDINATOR ADAPTOR)				
BAF 17605-A		1	All	58

Windshield Wiper

GROUP AND PART NUMBER	DESCRIPTION, SIZE, ETC.	NO. REQ'D	MODEL OR ENGINE CUBIC INCH DISPLACEMENT	YEAR 19__
17A605 HOSE (WINDSHIELD WASHER)				
BV 17580-A	NS - L. H. nozzle to water tee - 13" long - cut B7MY-17A605-A	1	All	56
BV 17580-B	NS - R. H. nozzle to water tee - 29" long - cut B7MY-17A605-A	1	All	56
BV 17580-C	NS - Water tee to reservoir and injector assy. 48" long - cut from B7MY-17A605-C	1	All	56
BV 17580-D	NS - Vacuum tee to reservoir and injector assy. - 45" long - cut from B7MY-17A605-C	1	All	56
OH 17580	NS - 1/8" I. D. x 40" long - cut from B7MY-17A605-A	AR	All	56
B7MY 17A605-A	7/64" I. D. x 15/64" O. D. x 25' long - used as req'd. to cut various lengths of windshield washer hose - ⊕BAE-17580-G	AR	All	56/59
B7MY 17A605-B	7/32" I. D. x 7/16" O. D. x 25' long - used as req'd. to cut various lengths of windshield washer hose - also used for hose, heater control vacuum supply - for 1958 only - ⊕BAE-17580-H	AR	All	56/59
B7MY 17A605-C	5/32" I. D. x 3/8" O. D. x 25' long - used as req'd. to cut various lengths of windshield washer hose ⊕BAE-17580-J	AR	All	56/59
17A606 KIT (WINDSHIELD WASHER) ACCESSORY				
B7MY 17A606-A	⊕BAE-17503-B	1	All	57
B8MY 17A606-A	Electric - ⊕BAF-17503-B	1	All	58
B8MY 17A606-B	Vacuum - ⊕BAF-17503-C	1	All	58
17614 BRACKET (WINDSHIELD WASHER RESERVOIR)				
BAF 17614-A		1	All	58
PB9M 17614-A	⊕1017557	1	All	59
17615 TEE (WINDSHIELD WASHER CONNECTOR)				
1H 17615-A	1/4" x 3/16" x 1/4" - plastic - used with models equipped with heater	1	All	56/59
17616 COVER (WINDSHIELD WASHER JAR)				
BAE 17616-A		1	All	57/59
17616 COVER & PUMP ASSEMBLY (WINDSHIELD WASHER)				
BU 17616-A		1	All	56
17618 RESERVOIR (WINDSHIELD WASHER)				
BT 17618-A	Glass	1	All	56/59
17620-1 DEFLECTOR (FRONT BUMPER STONE)				
BU 17620-A	R. H. - end - see 17A878 for center piece	1	57D, 64E, 73D	56
BU 17621-A	L. H. - end - see 17A878 for center piece	1	57D, 64E, 73D	56
17636-7 GUARD (REAR BUMPER WING)				
BV 17636-A	R. H.	(a) 1	All except 79	56
BV 17637-A	L. H.	(a) 1	All except 79	56
20431-S7	Bolt-hex-hd. -7/16"-20 x 1-1/4"-wing guard to rear impact bar	2	a	
20537-S8	Bolt-hex-hd. -7/16"-20 x 2-1/4"-wing guard to rear impact bar	2	a	
34671-S8	Nut-hex-7/16"-20 wing guard to rear impact bar	2	a	
34848-S7	Lockwasher-7/16" (2) Wing guard to bumper guard (4) Wing guard to rear impact bar	6	a	

Windshield Wiper

GROUP AND PART NUMBER	DESCRIPTION, SIZE, ETC.	NO. REQ'D	MODEL OR ENGINE CUBIC INCH DISPLACEMENT	YEAR 19__
17647 GUIDE (WINDSHIELD WASHER CONTROL CABLE)				
BAF 17647-A		1	All	58
17665 NOZZLE (WINDSHIELD WASHER)				
BH 17665-A	Also serviced in 17503 kit	2	All	56/58
PB9M 17665-B	Assembly - also serviced in 17503 kit - Ⓢ1017647	1	All	59
PB9M 17665-C	R. H. and L. H. - also serviced in PB9M-17665-B - use on cars built prior to 2-15-59 - Ⓢ1017553	2	All	59
B9MB 17A602-A	R. H. and L. H. - also serviced in PB9M-17665-B - use on cars built after 2-15-59	2	All	59
17672 SUPPORT (WINDSHIELD WASHER RESERVOIR MOUNTING BRACKET)				
PB9M 17672-A	Also serviced in 17503 kit - Ⓢ1017353	1	All	59
17676 PLATE (REAR VIEW OUTSIDE MIRROR MOUNTING)				
BAF 17676-A		1	All	58
17696 KIT (REAR VIEW OUTSIDE MIRROR)				
BU 17696-A		(a) 1 to 2	All	57
BAF 17696-A	Hooded	1	All	57/58
BAE 17696-H	Kit - consists of the following - (1) BAE-17676-A plate (2) BU-17677-A stud (1) BAE-17682-A mirror (2) 52743-S8 screw Allen wrench and template included	(a) 1 to 2	All	58
BAF 17696-B	Consists of the following - remote control - (1) BAF-17682-B kit (1) instruction sheet (1) template	1	All	58
59MK 17696-A	Conical - consists of the following - (1) 1003752 mirror (1) BAE-17676-A plate (2) BU-17677-A steel (2) 52743-S8 screw-No. 10-12 x 3/4" pan hd. tap. (1) 1/8" Allen wrench (1) template	1	All	59
B9MB 17696-A	Consists of the following - (1) BAF-17682-A mirror (2) 52743-S8 screw-No. 10-12 x 3/4" pan hd. tap. (1) 358641-S100 screw-1/4"-20 set (1) 1/8" Allen wrench (1) template	1	All	59
PB9M 17696-A	Remote - for mirror glass and cables see basic group number 12820 - Ⓢ1014560	1	All	59
52721-S8	Screw-pan hd. -No. 10-12 x 3/8"-mirror to door	2 to 4	a	
17700 MIRROR (REAR VIEW INSIDE)				
BAE 17700-G		1	76	57
BAE 17700-J		1	65, 75	57
BAF 17700-A	Dash mounting	1	75B, 76C	58
BAF 17700-D		1	56B, 57B, 58B, 63B, 77B, D	58
B9BM 17700-B		1	All except 57C, 63C, 76A, C	59
B9MB 17700-A		1	57C, 63C, 76A, C	59
17A700 MIRROR GLASS (REAR VIEW OUTSIDE)				
B7MY 17A700-A	Conical - ⓈBAE-17761-B	1	All	57/59
B8MY 17A700-A	Rectangle - ⓈBV-17761-A	1	All	59

Windshield Wiper

GROUP AND PART NUMBER	DESCRIPTION, SIZE, ETC.	NO. REQ'D	MODEL OR ENGINE CUBIC INCH DISPLACEMENT	YEAR 19__
17A702 BASE (REAR VIEW OUTSIDE MIRROR)				
B8MY 17558-A	Chrome	1	All	58
17A708 MIRROR & CABLE (REAR VIEW OUTSIDE)				
B8MY 17A708-A	⊕BAF-12810-A	1	All	58
B9MY 17A708-A	⊕1015631 , EPB9M-12820-A	1	All	59
17736 BRACKET (FRONT LICENSE PLATE MOUNTING)				
BR 17736-A		2	All	56
BAE 17736-C		1	All	57
BAF 17736-B		1	All	58

Bumpers

17A752 DEFLECTOR (STONE-FRAME TO ROCKER PANEL)				
B9M 17A752-A		2	All	59
17754-5 ARM (FRONT BUMPER) OUTER				
BV 17754-A	R. H. 17-47/64" long	1	All	56
BV 17755-A	L. H. 17-47/64" long	1	All	56
BAE 17754-A	R. H.	1	All	57
BAE 17755-A	L. H.	1	All	57
BAF 17754-B	R. H.	1	All	58
BAF 17755-B	L. H.	1	All	58
PB9M 17754-A	R. H. - ⊕1013108	(a) 1	All	59
PB9M 17755-A	L. H. - ⊕1013109	(a) 1	All	59
B9MB 17758-A	Bolt-to attach front bumper impact bar to arm	2	a	
44731-S	Washer-flat-7/16"-to attach arm to impact bar	2	a	
55675-S	Nut-hex.lock-7/16"-14-to attach arm to impact bar	2	a	
17757 BAR (FRONT BUMPER IMPACT)				
BU 17757-B	Upper - (7) - 7/16" x 13/32" holes for lettering (a)	1	All	56
B9MB 17757-C	Used on cars built after approx. 3-19-59 - used with B9MY-17A873-4-A arms only	1	All	59
PB9M 17757-A	Used on cars built prior to approx. 3-19-59 - used with B9MY-17A873-4-A arms only - ⊕1018320	1	All	59
33798-S8	Nut-hex-5/16"-24-upper bar to stone deflector	8	a	
33846-S8	Nut-hex-1/2"-20 - (2) Lower bar to inner arm (2) Upper bar to upper arm	4	a, b	
34809-S7	Lockwasher-1/2" - (2) Lower bar to inner arm (2) Upper bar to upper arm	4	a, b	
44724-S8	Washer-flat-5/16"-upper bar to stone deflector	16	a	
44734-S8	Washer-flat-1/2" - (2) Lower bar to inner arm (2) Upper bar to upper arm	4	a, b	
352565-S100	Bolt-carriage-1/2" x 1-3/8" - (2) Lower bar to inner arm (2) Upper bar to upper arm	4	a, b	
353714-S2	Screw-hex-hd. -5/16"-24 x 1"-upper bar to stone deflector	8	a	
353934-S100	Plug-button-filler plug for hole in upper bar for mounting accessory guard	2	a	

Bumpers

GROUP AND PART NUMBER	DESCRIPTION, SIZE, ETC.	NO. REQ'D	MODEL OR ENGINE CUBIC INCH DISPLACEMENT	YEAR 19_____
17758 BOLT (BUMPER BAR TO ARM)				
8A 17758-B	7/16"-20 x 1-1/2"	6	All	56
		9	All except 56, 77	57
		7	56, 77	57
		9	58C, 64B	58
B9MB 17758-A	(8) req'd. front bumper (4) req'd. rear bumper	AR	All	59
17761 KIT (SPOTLIGHT MIRROR) ACCESSORY				
FDD 17761-A	Mirror - spotlight - oblong - 3-9/16" x 5-9/32" (a)	1	All	56
34079-S7	Nut-hex.-No.10-32-mirror to spotlight	1	a	
34804-S8	Lockwasher-No.10-mirror to spotlight	1	a	
17762 BAR (FRONT BUMPER IMPACT)				
BAE 17762-A	R. H. upper - also see 17791 for upper L. H. (a)	1	All	57
BAF 17762-D	(c)	1	All	58
20389-S8	Bolt-hex-hd. -3/8"-24 x 1" upper bars to lower bar	10	a	
33800-S8	Nut-hex. -3/8"-24-upper bars to lower bar	10	a	
33845-S	Nut-hex. -1/2"-13-bar to arms	9	c	
34807-S7	Washer-lock-3/8"-upper bars to lower bar	10	a	
34809-S7	Lockwasher-1/2" - bars to arms - (6) for 1957 (9) for 1958	AR	a, c	
44736-S8	Washer-flat - 1/2" (2) upper bars to upper arms (2) lower bar to inner arm-lower (4) lower bar to outer arm	AR	a	
353471-S	Washer-flat-1/2"special-bar to arms	9	c	
370632-S	Bolt-carriage-1/2"-13 x 1-3/8"-bar to arms	9	c	
17768 BAR (FRONT BUMPER IMPACT - LOWER)				
BV 17768-A	(3) - holes for vertical bars - also see 17757 for upper bar and attaching standard parts marked (b) (b)	1	All	56
BAE 17768-B	Lower - for upper bars see 17762 R. H. & 17791 L. H. (a)	1	All	57
33846-S8	Nut-hex. -1/2"-20 (2) lower bar to inner arm-lower (4) lower bar to outer arm	6	a	
34809-S7	Lockwasher-1/2"-bars to arms (6) for 1957	AR	a	
44736-S8	Washer-flat-1/2" (2) upper bars to upper arms (2) lower bar to inner arm-lower (4) lower bar to outer arm	AR	a	
352565-S100	Bolt-carriage-1/2" x 1-3/8" (4) lower bar to outer arm (2) lower bar to inner arm-lower	6	a	
17770-1 ARM (FRONT BUMPER) UPPER				
BV 17770-C	R. H. - 15-11/32" long	1	All	56
BV 17771-C	L. H. - 15-11/32" long	1	All	56
BAE 17770-B	R. H. (a)	1	All	57
BAE 17771-B	L. H. (a)	1	All	57
BAF 17770-B	(b)	2	All	58
BAE 17841-A	Sleeve-21/32"I. D. x 1-11/32" long - arms to frame	2	a	
BAF 17841-D	Sleeve-11/16"I. D. x 1-33/64" long-arms to frame	2	b	
CONTINUED ON NEXT PAGE				

Bumpers

GROUP AND PART NUMBER	DESCRIPTION, SIZE, ETC.	NO. REQ'D	MODEL OR ENGINE CUBIC INCH DISPLACEMENT	YEAR 19__
17770-1 ARM (FRONT BUMPER) UPPER - CONTINUED				
33850-S	Nut-hex. -5/8"-18-arms to frame	2	a	
34851-S7	Lockwasher-5/8"-arm to frame	4	a, b	
44742-S8	Washer-flat-5/8"-arm to frame	2	a, b	
359652-S	Bolt-hex. -head. 5/8"-18 x 1-7/8" inner arms-upper to lower to frame	2	a, b	
371472-S	Bolt-hex. -head-5/8"-11 x 3"-arm to frame	2	a, b	
17776-7 DEFLECTOR (FRONT FENDER STONE)				
BU 17776-A	R. H. 13-11/16" long - with (2) - 3/8" x 3/4" slots	1	All	56
BU 17777-A	L. H. 13-11/16" long - with (2) - 3/8" x 3/4" slots	1	All	56
BAE 17776-A	R. H. - end	1	All	57
BAE 17777-A	L. H. - end	1	All	57
17787-8 ARM (REAR BUMPER INNER)				
BV 17787-A		(a) 1	All except 79	56
BV 17787-C		(b) 1	79	56
BAE 17787-A	R. H.	1	All	57
BAE 17788-A	L. H.	1	All	57
BAF 17787-B		1	All except 56, 77	58
BAF 17787-C	R. H.	1	56, 77	58
BAF 17788-C	L. H.	1	56, 77	58
B9MB 17787-A	R. H. - less bracket	(c) 1	All except 56, 77	59
B9MB 17788-A	L. H. - less bracket	(c) 1	All except 56, 77	59
B9MB 17787-B	R. H. - less bracket	(c) 1	56, 77	59
B9MB 17788-B	L. H. - less bracket	(c) 1	56, 77	59
B9MB 17758-A	Bolt-to attach rear bumper impact bar to inner arm	4	c	
20471-S7	Bolt-hex.hd. -7/16"-20 x 1-1/2"-arm to jack plate	2	b	
33799-S	Nut-hex. -3/8"-to attach inner arm to outer arm	2	c	
34443-S7	Locknut-5/16"-24-rear inner arm to rear outer arm	2	a	
34671-S8	Nut-hex-7/16"-20-arm to jack plate	2	b	
34808-S8	Lockwasher-7/16"-arm to jack plate	2	b	
44731-S	Washer-flat-7/16"-to attach arm to impact bar	AR	b, c	
50056-S8	Bolt-cr. rec. flat hd. -5/16"-24 x 1"-rear inner arm to rear outer arm	2	a	
50057-S	Screw-flat hd. cr. rec. -3/8"-16 x 1"-to attach inner arm to outer arm	2	c	
356027-S	Nut-hex.lock-7/16"-to attach arm to impact bar	4	c	
371465-S	Bolt-hex.hd. -5/8"-11 x 2-1/8"-to attach arm to frame	2	c	
371567-S	Nut-hex. hd. -5/8"-11-to attach arm to frame	2	c	
17788 DEFLECTOR (REAR BUMPER STONE) OUTER				
B6MY 17788-A	R. H. - used with spare wheel carrier - ⊕BU-17805-A	1	All except 79	56
BU 17806-A	L. H. - used with spare wheel carrier	1	All except 79	56
17789 BRACE (REAR BUMPER END)				
BR 17789-B		1	79	56
BAE 17789-A	R. H. - see 17793 for L. H. ☆ 1957 - all models ☆ 1958 - use on models 56, 77	(a) 1	☆	57/58
BAF 17789-B	R. H. - see 17793 for L. H.	(b) 1	All except 56, 77	58
33845-S	Nut-hex-1/2"-13-brace to bumper bar (9) for 1958-all models except 56, 77 (7) for 1958 - models 56, 77	AR	a, b	
34671-S8	Nut-hex. -7/16"-brace to bumper bar	2	a	
34808-S8	Lockwasher-7/16"-brace to bumper bar	2	a	
CONTINUED ON NEXT PAGE				

Bumpers

GROUP AND PART NUMBER	DESCRIPTION, SIZE, ETC.	NO. REQ'D	MODEL OR ENGINE CUBIC INCH DISPLACEMENT	YEAR 19____
17789 BRACE (REAR BUMPER END) CONTINUED				
34809-S	Washer-1/2"spring lock-brace to bumper bar (9) for 1958-all models except 56, 77 (7) for 1958 - models 56, 77	AR	a, b	
34851-S	Lockwasher-5/8"-brace to frame	2	a, b	
44742-S	Washer-flat-5/8"-brace to frame	2	b	
353471-S	Washer-special flat-brace to bumper bar (9) for 1958 - all models except 56, 77 (7) for 1958 - models 56, 77	AR	a, b	
356420-S	Washer-7/16" x 1.00" special flat-brace to bumper bar (9) for 1957 - all models except 56, 77 (7) for 1957 - models 56, 77	AR	a	
370625-S	Bolt-hex. -hd. -5/8"-18 x 2-3/4"-brace to frame	2	a, b	
17791 BAR (FRONT BUMPER IMPACT)				
BAE 17791-A	L. H. upper - also see 17762 for upper R. H. and for attaching standard parts marked "a"	1	All	57
17793 BRACE (REAR BUMPER END)				
BR 17793-B		1	79	56
BAE 17793-A	L. H. - see 17789 for R. H. and attaching standard parts marked "a" ☆ 1957 - all models ☆ 1958 - use on models 56, 77	1	☆	57/58
BAF 17793-B	L. H. - see 17789 for R. H. and attaching standard parts marked "b"	1	All except 56, 77	58
17795-6 ARM (REAR BUMPER OUTER)				
BV 17795-A	R. H. - with (5) holes	(a) 1	All except 79	56
BV 17796-A	L. H. - with (5)holes	(a) 1	All except 79	56
BV 17795-C	R. H.	(a) 1	79	56
BV 17796-C	L. H.	(a) 1	79	56
BAE 17795-A	R. H.	(b) 1	All	57
BAE 17796-A	L. H.	(b) 1	All	57
BAF 17795-B	R. H.	(b) 1	56, 77	58
BAF 17796-B	L. H.	(b) 1	56, 77	58
BAF 17795-C	R. H.	(b) 1	All except 56, 77	58
BAF 17796-C	L. H.	(b) 1	All except 56, 77	58
PB9M 17795-A	R. H. - Ⓢ1013648	(c) 1	All	59
PB9M 17796-A	L. H. - Ⓢ1013649	(c) 1	All	59
B9MB 17758-A	Bolt-to attach rear bumper impact bar to outer arm	2	c	
33849-S	Nut-hex. -5/8"-11-arm to frame	2	b	
33850-S2	Nut-hex-5/8"-18-arm to frame	4	a	
34851-S7	Lockwasher-5/8"-arm to frame	4	a, b	
44731-S	Washer-flat-7/16"-to attach arm to impact bar	2	c	
44742-S	Washer-flat-5/8"-arm to frame	2	b,c	
351509-S	Lockwasher-special-5/8"-arm to frame	2	a	
352398-S8	Bolt-hex-hd. -5/8"-18 x 2"-arm to frame	4	a	
356027-S	Nut-hex.lock-7/16"-to attach arm to impact bar	2	c	
370625-S	Bolt-hex. hd. -5/8"-18 x 2-3/4"-bumper to frame	4	b	
371465-S	Bolt-hex. hd. -5/8"-11 x 2-1/8"-to attach arm to frame	2	c	
371567-S	Nut-hex.lock-5/8"-11-to attach arm to frame	2	c	
17805-6 DEFLECTOR (REAR BUMPER STONE) OUTER				
	See basic part number 17788			

Bumpers

GROUP AND PART NUMBER	DESCRIPTION, SIZE, ETC.	NO. REQ'D	MODEL OR ENGINE CUBIC INCH DISPLACEMENT	YEAR 19__
17A805-6 BRACKET (REAR BUMPER INNER ARM MOUNTING)				
B9MB 17A805-A	R. H. (a)	1	All	59
B9MB 17A806-A	L. H. (a)	1	All	59
23410-S	Bolt-3/8"-16 x 1"-carriage head	2	a	
55673-S	Nut-hex. hd. -3/8"-16	2	a	
17808 DEFLECTOR (REAR BUMPER STONE)				
BU 17808-A	R. H. - center - used with spare wheel carrier - also see 17814 for L. H.	1	All except 79	56
BV 17808-A	50-5/64" long - center	1	All except 79	56
BAE 17808-B	NS-Center cut from BAR-17808-A	1	56, 77	57
BAE 17808-C	R. H. - also serviced in spare carrier 1400 kit - see 17814 for L. H.	1	All except 56, 77	57
BAR 17808-A	78-13/32" long	1	All	57/59
B9MB 17808-B	Center - cut to size - 82" long	1	All except 56, 77	57/59
BAK 17808-A	Approx. length 34" x 4" - used to attach to fender shield	1	All	58
B9MB 17808-A	R. H. - also serviced in 1400 kit - spare carrier - for L. H. see 17814	1	All except 56, 77	59
B9MB 17808-C	81" long	1	56, 77	59
17814 DEFLECTOR (REAR BUMPER STONE)				
BU 17814-A	L. H. - center - used with spare wheel carrier - also see 17808 for R. H.	1	All except 79	56
BAE 17814-A	L. H. - also serviced in spare carrier 1400 kit - see 17808 for R. H.	1	All except 56, 77	57
B9MB 17814-A	L. H. - also serviced in 1400 kit - spare carrier - for R. H. see 17808	1	All except 56, 77	59
17A820 ARM (FRONT BUMPER - INTERMEDIATE)				
B8MY 17A820-A	⊕BAF-17182-A	1	All	58
B9MY 17A820-A	R. H. - ⊕1015648, ⊕PB9M-17182-A (a)	1	All	59
PB9M 17183-A	L. H. - ⊕1015649 (a)	1	All	59
B9MB 17758-A	Bolt-to attach front bumper impact bar to arm	2	a	
44731-S	Washer-7/16" flat-to attach arm to impact bar	2	a	
55675-S	Nut-hex. lock-7/16"-14-to attach arm to impact bar	2	a	
17A821-2 BRACE (FRONT BUMPER) END				
B8MY 17A821-A	R. H. - ⊕BAF-17204-B	1	All	58
B8MY 17A822-A	L. H. - ⊕BAF-17205-B	1	All	58
B9MY 17A821-A	R. H. - ⊕1013102, ⊕PB9M-17204-A (a)	1	All	59
B9MY 17A822-A	L. H. - ⊕1013103, ⊕PB9M-17205-A (a)	1	All	59
B9MB 17758-A	Bolt-to attach front bumper impact bar to brace	2	a	
B9MY 17911-A	Sleeve for bolt-371472-S-to attach brace and arms to frame - ⊕1013074, ⊕PB9M-17841-A	2	a	
34851-S	Lockwasher-5/8"-to attach brace and arms to frame	2	a	
44731-S	Washer-flat-7/16"-to attach brace to impact bar	2	a	
55675-S	Nut-hex. lock-7/16"-14-to attach brace to impact bar	2	a	
371472-S	Bolt-5/8"-11 x 3"-to attach brace and arms to frame	2	a	
17828 BRACKET (CENTER STONE DEFLECTOR-REAR BUMPER)				
BAE 17828-A	Also serviced in 1400 spare carrier kit	1	All except 56, 77	57
17832 SEAL (REAR STONE DEFLECTOR TO BUMPER)				
BV 17832-A	50-13/64" long	1	79	56
17836 DEFLECTOR (REAR BUMPER STONE)				
BV 17836-A	7-1/2" long - end	2	All except 79	56
B9MB 17836-C	End - see 17808 for center	2	All	57/58

Bumpers

GROUP AND PART NUMBER	DESCRIPTION, SIZE, ETC.	NO. REQ'D	MODEL OR ENGINE CUBIC INCH DISPLACEMENT	YEAR 19__
17838 BAR (FRONT BUMPER IMPACT VERTICAL)				
BV 17838-A	8-35/64" long - (1) required for all models except 57D, 64E, 70C, 73D (3) required for models 57D, 64E, 70C, 73D	(a) AR	All	56
42783-S8	Screw and washer hex-hd. -3/8"-24 x 7/8" vertical bar thru bar upper impact-to extension front bumper stone deflector	AR	a	
44726-S8	Washer flat 3/8" vertical bar thru bar upper impact - to extension front deflector	AR	a	
353928-S2	Retainer assy. nut-3/8"-24 vertical bar thru bar upper impact-to extension front deflector	AR	a	
17841 SLEEVE (BUMPER ARM BOLT)				
	See basic group number 17911			
17844 SEAL (REAR STONE DEFLECTOR TO BUMPER - OUTER) R. H.				
BV 17844-A	See 17849 for L. H.	1	79	56
17849 SEAL (REAR STONE DEFLECTOR TO BUMPER - OUTER) L. H.				
BV 17849-A	See 17844 for R. H.	1	79	56
17A849 REFLECTOR (BACK PANEL OR BUMPER)				
B9MY 17A849-A	Use when backup lamps are not installed - @2703871, @PB9M-13289-A	2	All except 56, 77	59
B9MY 17A849-B	R. H. - use when backup lamps are installed - @2703872, @PB9M-13289-B	1	All except 56, 77	59
PB9M 13298-A	L. H. - use when backup lamps are installed - @2704456	1	All except 56, 77	59
B7MY 17A849-A	@FEK-13289-B With 1957 rear impact bar attached	2	57A, B, 58A, B, 63A, B, 64A, 75A, 76A, B 58C, 64B	57 58
B8MY 17A849-A	R. H. - @FEW-13289-A	1	All except 56, 77	58
FEW 13298-A	L. H.	1	All except 56, 77	58
17A859 KIT (LOWER BACK PANEL REFLECTOR)				
B9MY 17A859-A	Kit consists of the following - @59MK-13288-A (1) 1018301 - kit - lower back panel reflector (NS-serviced in kit only) (1) PB9M-13289-B reflector-back-panel-R. H. (1) PB9M-13298-A reflector-back panel-L. H.	1	All except 56, 77	59
17860 COVER (FRONT BUMPER IMPACT BAR BOLT)				
BAF 17860-A		1	All	58
17862 BAR (REAR BUMPER IMPACT)				
BAE 17862-C	Also see 17906	(a) 1	56, 77	57
BAF 17862-A	Also see 17906	(b) 1	56, 77	58
8A 17758-B	Bolt-carriage-7/16"-20 x 1-1/2"-bumper bar to arms (7) for models 56, 77 (9) for all models except 56, 77	AR	a	
33845-S	Nut-hex. -1/2"-13-bar to arms (7) for models 56, 77 (9) for all models except 56, 77	AR	b	
34671-S	Nut-hex. -7/16"-bar to arms	7-9	a	
34808-S	Lockwasher-7/16"-bar to arms	7-9	a	
34809-S	Lockwasher-spring-1/2"-bar to arms	7-9	b	
353471-S	Washer-flat-special-bar to brace	4	b	
356420-S	Washer-flat-special-7/16"-bar to arms	7-9	a	
370632-S	Bolt-carriage-1/2"-13 x 1-3/8"-bumper bar to arms (7) for models 56, 77 (9) for all models except 56, 77	AR	b	

Bumpers

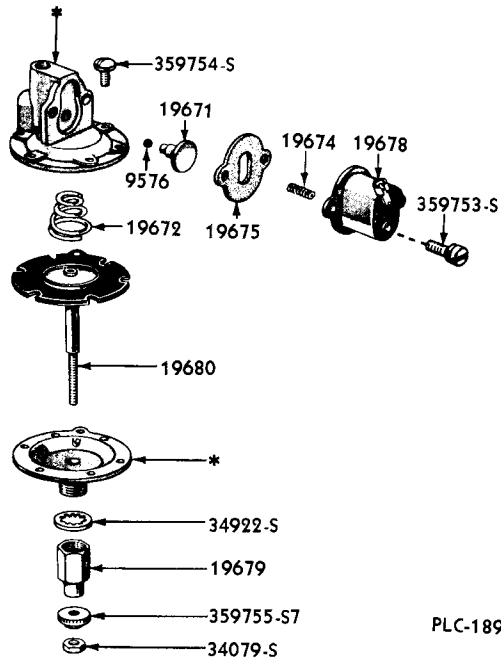
GROUP AND PART NUMBER	DESCRIPTION, SIZE, ETC.	NO. REQ'D	MODEL OR ENGINE CUBIC INCH DISPLACEMENT	YEAR 19__
17A873-4 ARM (FRONT BUMPER) INNER				
B5MY 17A873-A	R. H. 13-61/64" long - ⊕BV-17766-A	(c) 1	All	56
B5MY 17A874-A	L. H. 13-61/64" long - ⊕BV-17767-A	(c) 1	All	56
B7MY 17A873-A	R. H. - ⊕BAE-17766-B	(a) 1	All	57
B7MY 17A874-A	L. H. - ⊕BAE-17767-B	(a) 1	All	57
B8MY 17A873-A	R. H. - ⊕BAF-17766-B	(b) 1	All	58
B8MY 17A874-A	L. H. - ⊕BAF-17767-B	(b) 1	All	58
B9MY 17A873-A	R. H. - used on cars built after approx. 3-19-59 - used with B9MB-17757-C impact bar only ⊕B9MB-17766-A	1	All	59
B9MY 17A874-A	L. H. - used on cars built after approx. 3-19-59 - used with B9MB-17757-C impact bar only ⊕B9MB-17767-A	1	All	59
B9MY 17A873-B	R. H. - used on cars built prior to 3-19-59 - used with PB9M-17757-A impact bar only - ⊕1013110 - ⊕PB9M-17766-A	(d) 1	All	59
B9MY 17A874-B	L. H. - used on cars built prior to 3-19-59 - used with PB9M-17757-A impact bar only - ⊕1013111 - ⊕PB9M-17767-A	(d) 1	All	59
B9MB 17758-A	Bolt-to attach front bumper impact bar to inner arm	2	d	
B8MY 17911-A	Sleeve-11/16" I. D. x 1-33/64" long-arms to frame- ⊕BAF-17841-D	2	a, b	
33850-S	Nut-hex. -5/8"-18-arms to frame	2	a, b	
34851-S7	Lockwasher-5/8"-arm to frame	4	a, b, c	
44731-S	Washer-flat-7/16"-to attach arm to impact bar	2	d	
44742-S8	Washer-flat-5/8"-arm to frame	2	a, b, c, d	
55675-S	Nut-hex.lock-7/16"-14-to attach arm to impact bar	2	d	
352546-S8	Bolt-hex-hd. -5/8"-18 x 2-1/4"-arm to frame	2	c	
359652-S	Bolt-hex. -hd. -5/8"-18 x 1-7/8" inner arms-upper to lower to frame	2	a, b	
371472-S	Bolt-hex. -hd. -5/8"-11 x 3"-arms to frame	2	a, b	
371567-S	Nut-hex.lock-5/8"-to attach arm to frame	2	d	
371739-S	Bolt-hex. hd. -5/8"-11 x 2-1/8"-to attach arm to frame	2	d	
17876 RETAINER (REAR BUMPER STONE DEFLECTOR)				
BV 17876-A		1	All except 79	56
17A878 DEFLECTOR (FRONT BUMPER STONE)				
B6MY 17A878-A	Center - see 17620-1 for R. H. and L. H. for models 57D, 64E, 73D - ⊕BU-17748-A	1	All	56
17A880 BAR (REAR BUMPER IMPACT) CENTER				
B9MY 17A880-A	⊕B9MB-17657-A - also serviced in 1400 kit	1	All except 56, 77	59
17882-3 FILLER (FRONT BUMPER UPPER TO LOWER IMPACT BAR END)				
BV 17882-A	R. H. 8-11/64" x 2-19/32"	(a) 1	All	56
BV 17883-A	L. H. 8-11/64" x 2-19/32"	(b) 1	All	56
24433-S7	Bolt-hex-hd. -1/2"-20 x 1-1/4" (2) Filler thru lower bar to outer arm (2) Filler to lower impact bar	4	a, b	
33846-S8	Nut-hex-1/2"-20 (2) Filler thru lower bar to outer arm (2) Filler to lower impact bar	4	a, b	
34809-S7	Lockwasher-1/2" (2) Filler thru lower bar to outer arm (2) Filler to lower impact bar	4	a, b	
44734-S8	Washer-flat-1/2" (2) Filler thru lower bar to outer arm (2) Filler to lower impact bar	4	a, b	

Bumpers

GROUP AND PART NUMBER	DESCRIPTION, SIZE, ETC.	NO. REQ'D	MODEL OR ENGINE CUBIC INCH DISPLACEMENT	YEAR 19_____
17A894-5 EXTENSION (REAR BUMPER IMPACT BAR END)				
B8MY 17A894-A	R.H. - ⊕BAF-12858-A	1	All except 56,77	58
B8MY 17A895-A	L.H. - ⊕BAF-12859-A	1	All except 56,77	58
17906 BAR (REAR BUMPER IMPACT)				
BV 17906-A		(a) 1	57B, 58B, 64C, 64D, 70, 73, 76B	56
BV 17906-C		(a) 1	79	56
BV 17906-D	For dual exhaust system	(a) 1	All except 70, 79	56
BAE 17906-C	Also see 17862 for standard parts marked "a"	1	All except 56,77	57
BAF 17906-A	Also see 17862 for standard parts marked "b"	1	All except 56,77	58
PB9M 17906-A	⊕1018600	(b) 1	All except 56,77	59
PB9M 17906-B	⊕1018601	(c) 1	56, 77	59
34671-S8	Nut-hex-7/16"-20 (2) Bar to outer hanger (2) Bar to inner hanger	4	a	
34808-S8	Lockwasher-spring-7/16" (2) Bar to outer hanger (2) Bar to inner hanger	4	a	
42159-S	Screw-hex. hd. -14-10 x 1-1/4"-to attach license plate to impact bar	2	b	
44731-S8	Washer-flat-7/16" (2) Bar to outer hanger (2) Bar to inner hanger	4	a	
358159-A1S	Anti-rattler-used as rubber bumper for license plate contact with impact bar	1	b, c	
371331-S	Nut-spring 14A-to attach license plate to impact bar	2	b	
17911 SLEEVE (BUMPER ARM BOLT)				
B8MY 17911-A	1-33/64" long - ⊕BAF-17841-D	2	All	56/58
BAF 17841-C	NS-Use B8MY-17911-A by cutting to 1-5/64" length	2	All	58
B9MY 17911-A	Used for bolt 371472-S to attach bumper brace and arms to frame - ⊕1013074, ⊕PB9M-17841-A	2	All	59
17912 BRACE (FRONT BUMPER IMPACT BAR TO STONE DEFLECTOR)				
B6MY 17912-A	10-15/32" long - (1) required for all models except 57D, 64E, 70C, 73D (3) required for models 57D, 64E, 70C, 73D	(a) AR	All	56
20507-S8	Bolt-hex-hd. -3/8"-24 x 1-3/4"-brace thru bar assy. vertical to bar assy. lower front	1	a	
34807-S7	Lockwasher-3/8"-brace thru bar assy. vertical to bar assy. lower front	1	a	
44726-S2	Washer-flat-3/8"-brace thru bar assy. vertical to bar assy. lower front	1	a	
353714-S8	Screw and washer assy. -hex-hd. -5/16"-24 x 1-9/64"-brace to extension assy. front bumper stone deflector	2	a	
353928-S2	Retainer assy. -nut-3/8"-24-brace thru bar assy. vertical to bar assy. lower front impact-to extension front deflector	1	a	
357261-S2	Retainer assy. nut-5/16"-24-brace to extension assy. front bumper stone deflector	2	a	

Bumpers

GROUP AND PART NUMBER	DESCRIPTION, SIZE, ETC.	NO. REQ'D	MODEL OR ENGINE CUBIC INCH DISPLACEMENT	YEAR 19__
17918-9 PLATE (REAR BUMPER JACK)				
BV 17918-B	R. H. - 4-27/64" long	(a) 1	79	56
BV 17919-B	L. H. - 4-27/64" long	(a) 1	79	56
BV 17918-C	R. H. - 12-51/64" long	(b) 1	All except 79	56
BV 17919-C	L. H. - 12-51/64" long	(b) 1	All except 79	56
20471-S	Bolt-hex-hd. -7/16"-20 x 1-1/2"-plate to inner arm	2	a	
20549-S8	Bolt-hex-hd. -1/2"-20 x 2-1/2"-plate to bumper guard	2	b	
34671-S	Nut-hex-7/16"-29-plate to inner arm	2	a	
34808-S	Lockwasher-7/16"-plate to inner arm	2	a	
34809-S8	Lockwasher-1/2"-plate to bumper guard	2	b	
44731-S	Washer-flat-7/16"-plate to inner arm	2	a	
44736-S8	Washer-flat-1/2"-plate to bumper guard	2	b	
17958-9 BRACE (REAR BUMPER IMPACT BAR END) INNER				
BR 17958-A	R. H.	(a) 1	79	56
BR 17959-A	L. H.	(a) 1	79	56
20525-S8	Bolt-hex-hd. 7/16"-20 x 2"-brace to jack plate	2	a	
34671-S8	Nut-hex-7/16"-20 brace to jack plate	2	a	
34808-S8	Lockwasher-7/16"-brace to jack plate	2	a	
44731-S8	Washer-flat-7/16"-brace to jack plate	2	a	
17984-5 GUARD (REAR BUMPER)				
BV 17984-A	R. H.	(a) 1	57B, 58B, 64C, 64D, 70, 73, 76B	56
BV 17985-A	L. H.	(a) 1	57B, 58B, 64C, 64D, 70, 73, 76B	56
BV 17984-B	R. H. - for dual exhaust	(b) 1	All except 79	56
BV 17985-B	L. H. - for dual exhaust	(b) 1	All except 79	56
20431-S7	Bolt-hex-hd. -7/16"-20 x 1-1/4"-guard assy. wing to rear impact bar	2	a	
20537-S8	Bolt-hex-hd. -7/16"-20 x 2-1/4"-guard assy. wing to rear impact bar	2	a, b	
20549-S	Bolt-hex-hd. -1/2"-20 x 2-1/2" guard thru wing guard to jack plate	2	a, b	
34671-S8	Nut-hex-7/16"-20-guard assy. wing to rear impact bar	2	a	
34809-S	Lockwasher-1/2"-guard to jack plate	2	a, b	
34848-S7	Lockwasher-7/16"-guard assy. wing to rear impact bar	8	a, b	
44736-S	Washer-flat-1/2" guard to jack plate	2	a, b	
17996-7 GUARD (FRONT BUMPER)				
BU 17996-B	R. H.	(a) 1	All	56
BU 17997-B	L. H.	(a) 1	All	56
20523-S8	Bolt-hex-hd. -3/8"-24 x 2"-guard to lower bar	2	a	
20549-S8	Bolt-hex-hd. -1/2"-20 x 2-1/2"-guard to upper bar	2	a	
33800-S8	Nut-hex-3/8"-24-guard to lower bar	2	a	
34807-S7	Lockwasher-3/8"-guard to lower bar	2	a	
34809-S7	Lockwasher-1/2"-guard to upper bar	2	a	
44728-S8	Washer-flat-3/8"-guard to lower bar	2	a	
44736-S7	Washer-flat-1/2"-guard to upper bar	2	a	

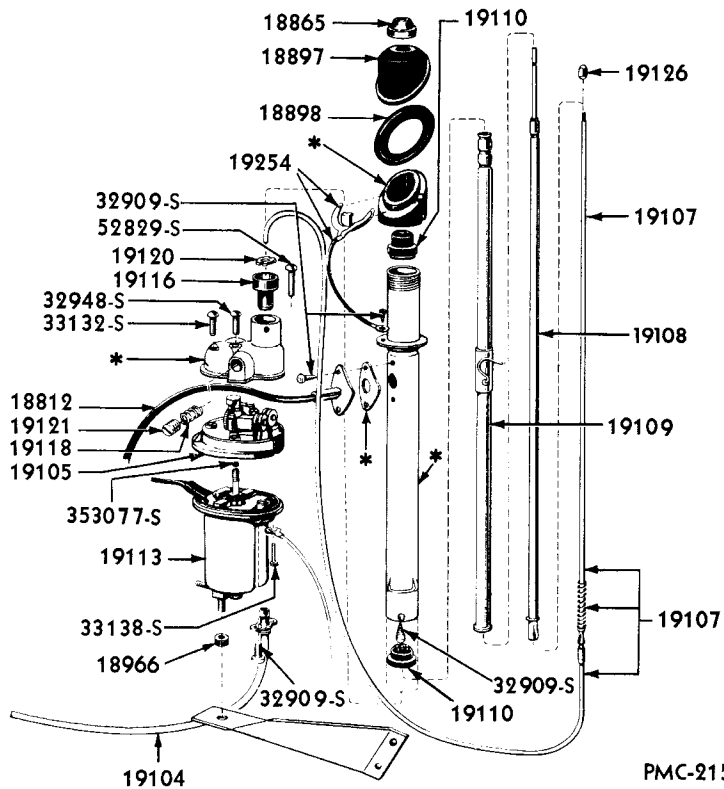


PLC-189

* NOT SERVICED

1956

AUTOMATIC THROTTLE CONTROL

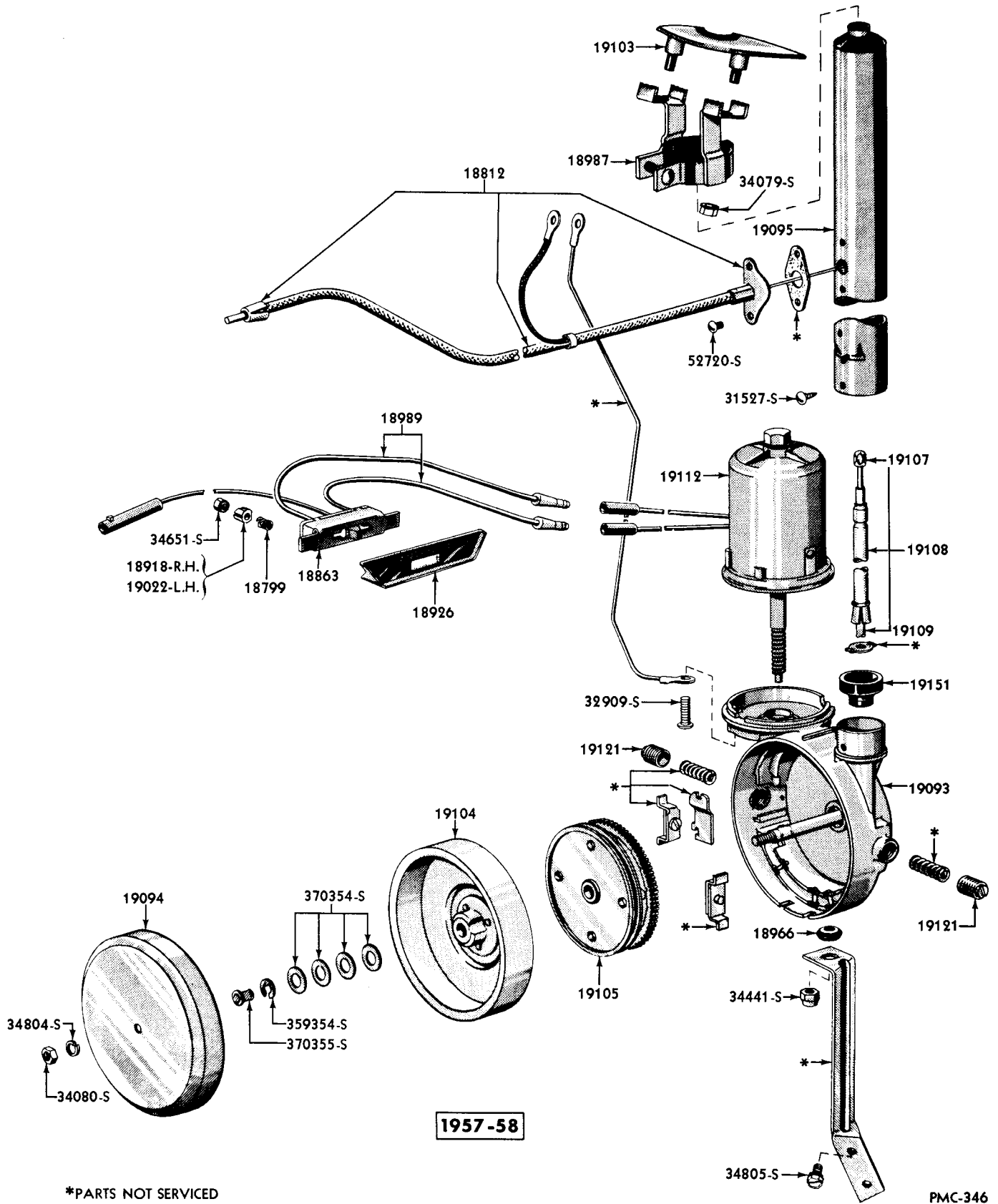


1956

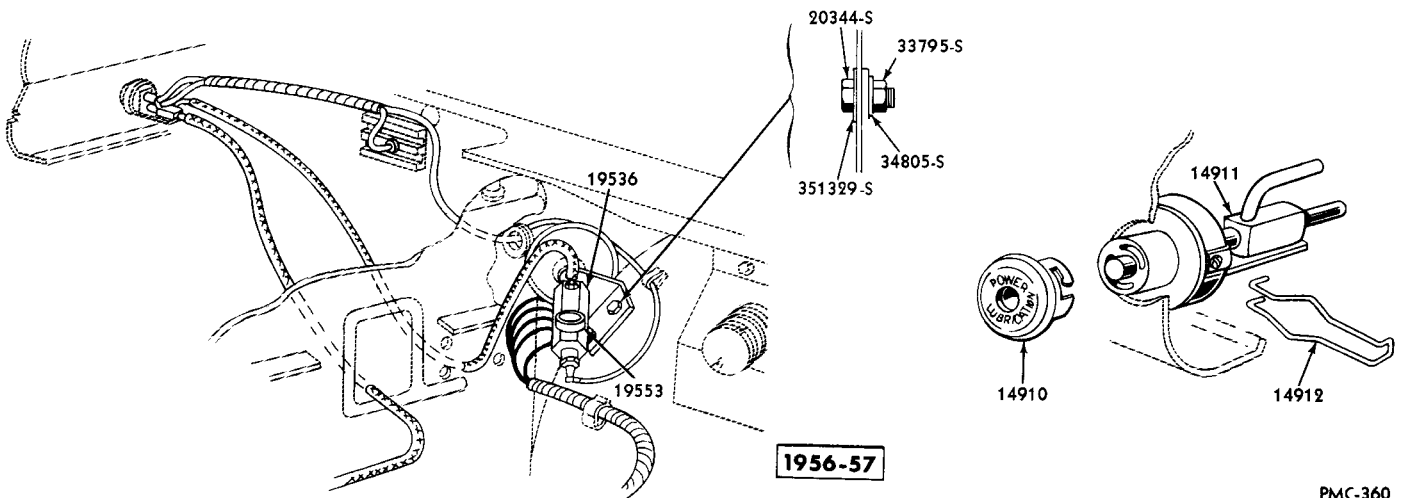
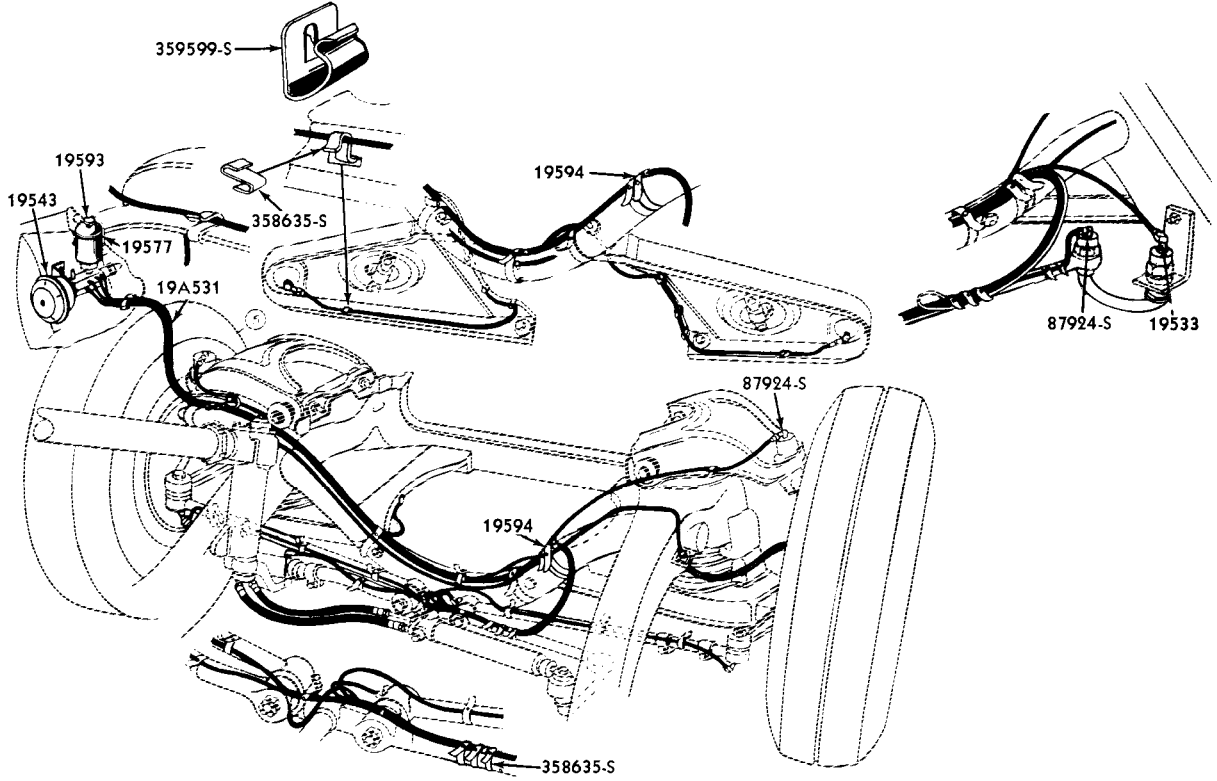
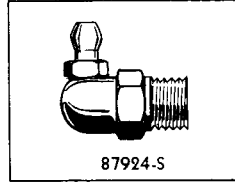
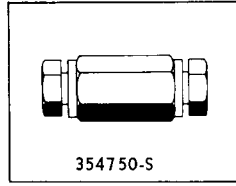
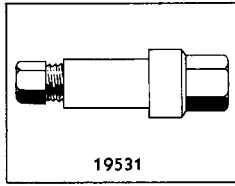
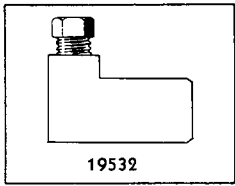
* NOT SERVICED

PMC-215

ELECTRIC ANTENNA

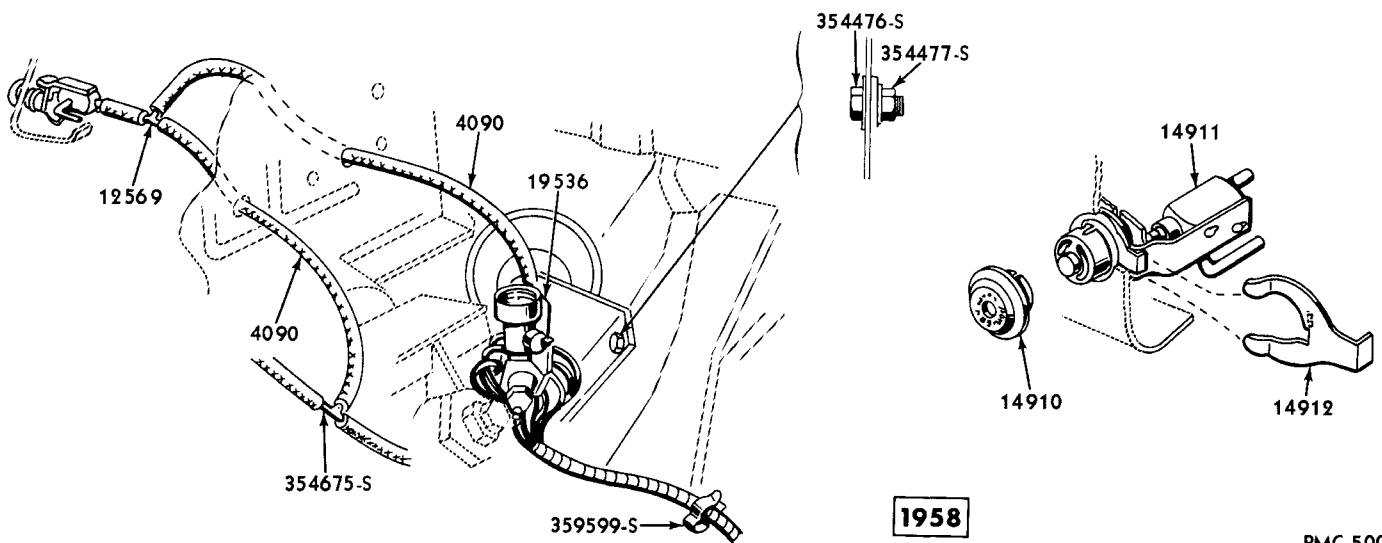
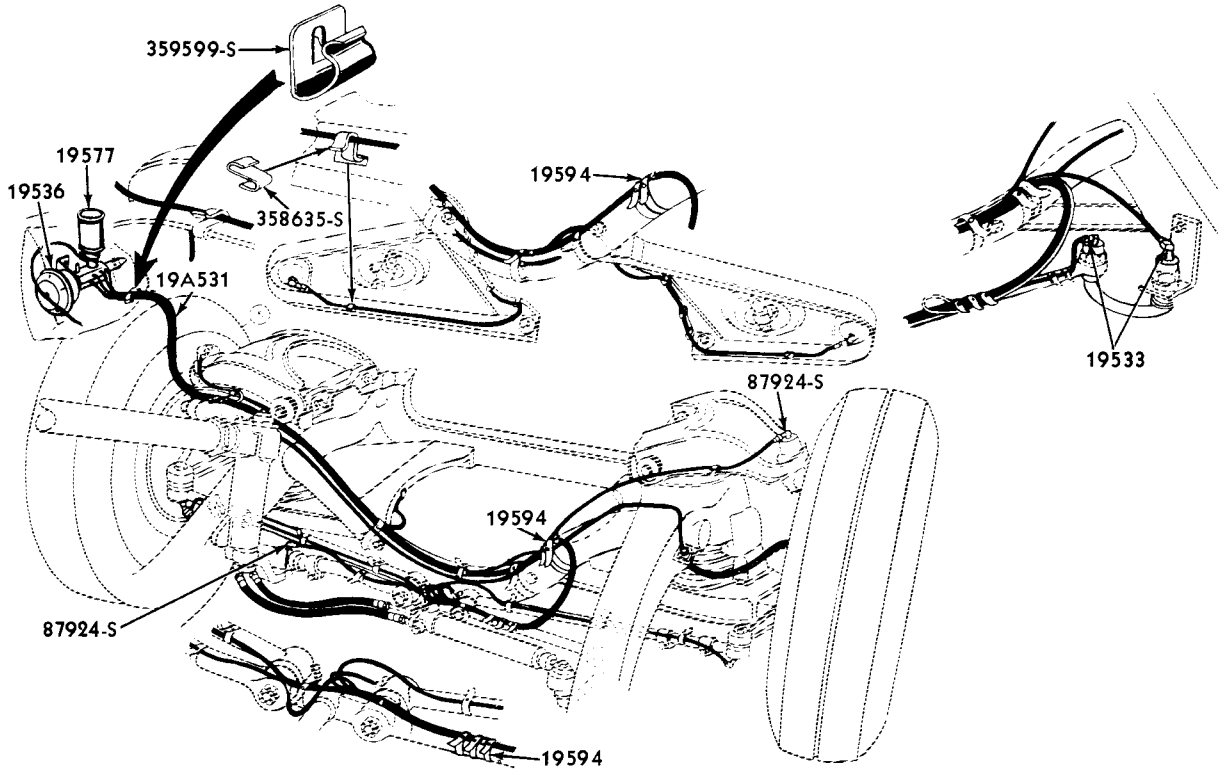
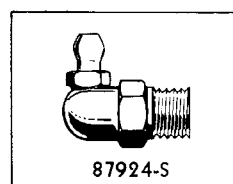
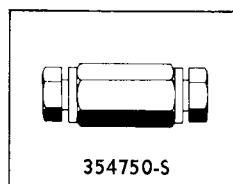
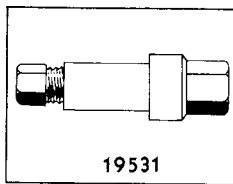
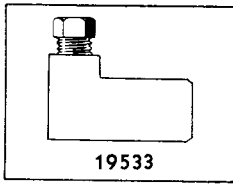


ELECTRIC ANTENNA



PMC-360

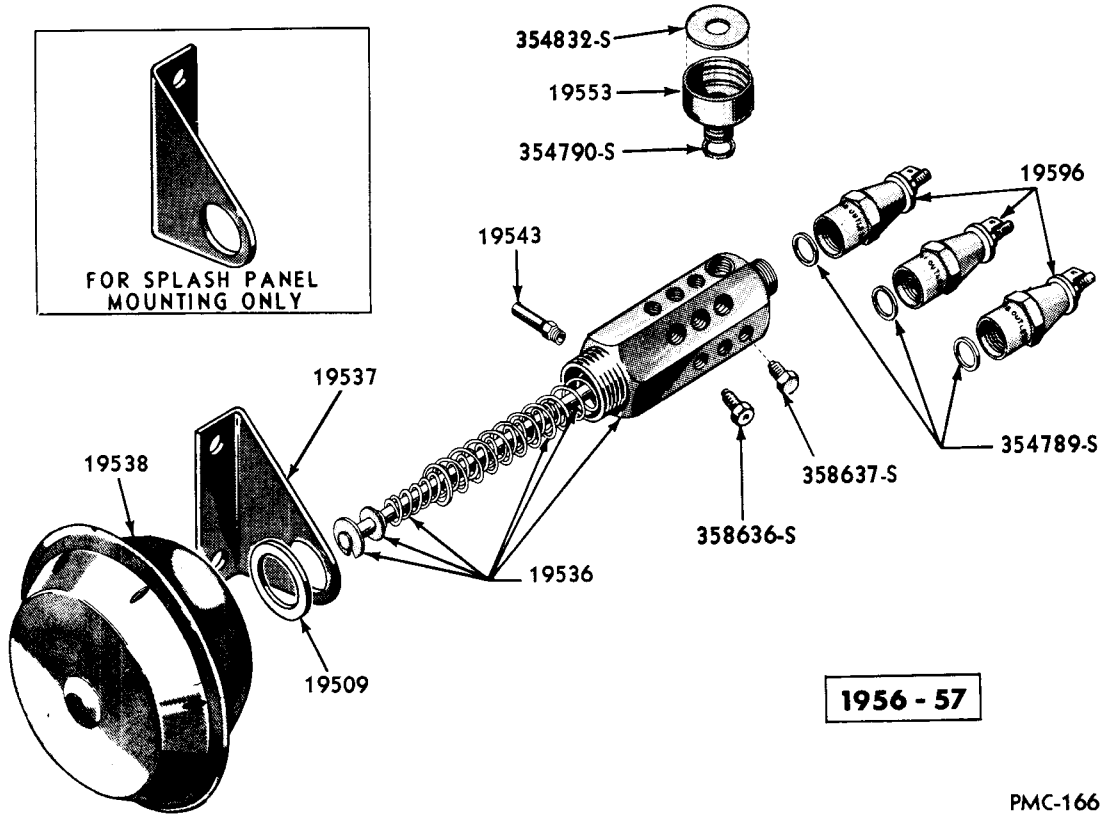

POWER LUBRICATION



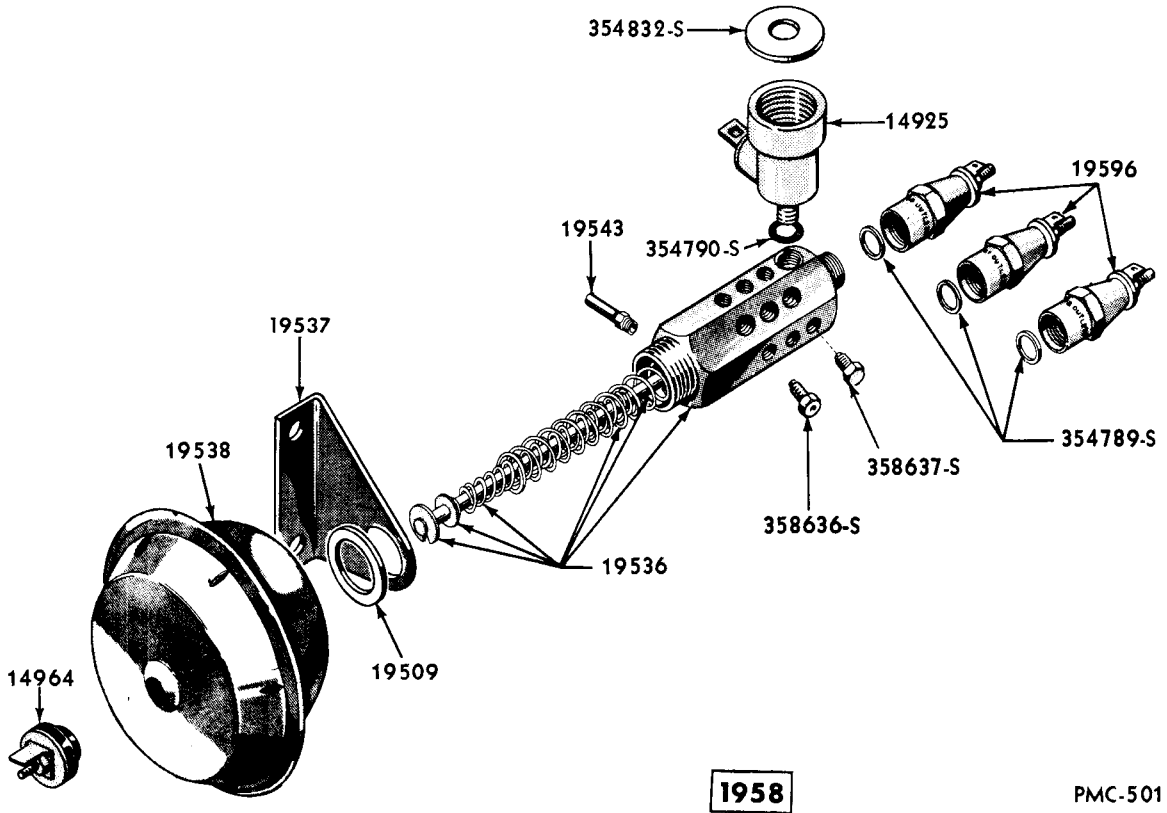
1958

PMC-500

POWER LUBRICATION

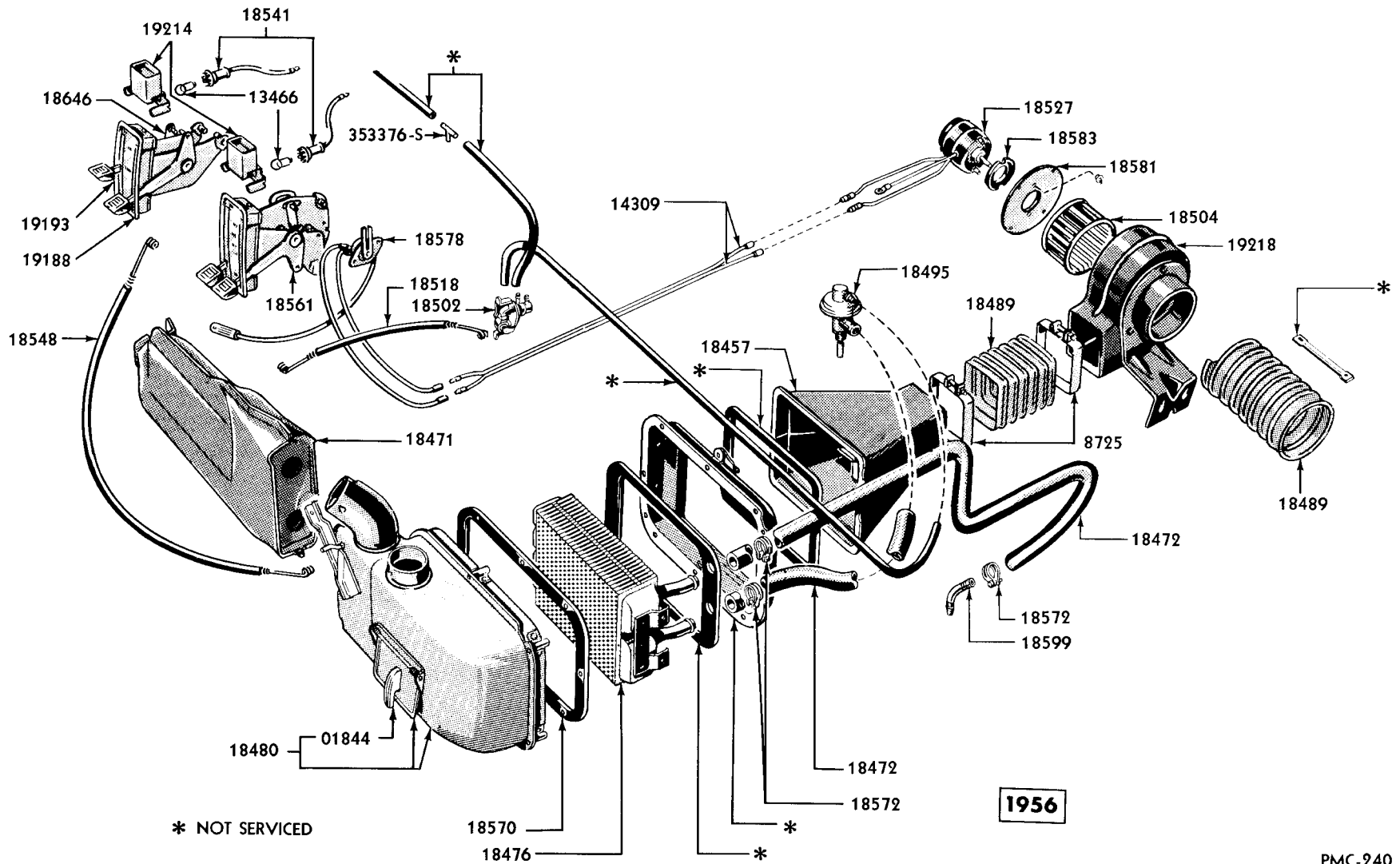


PMC-166



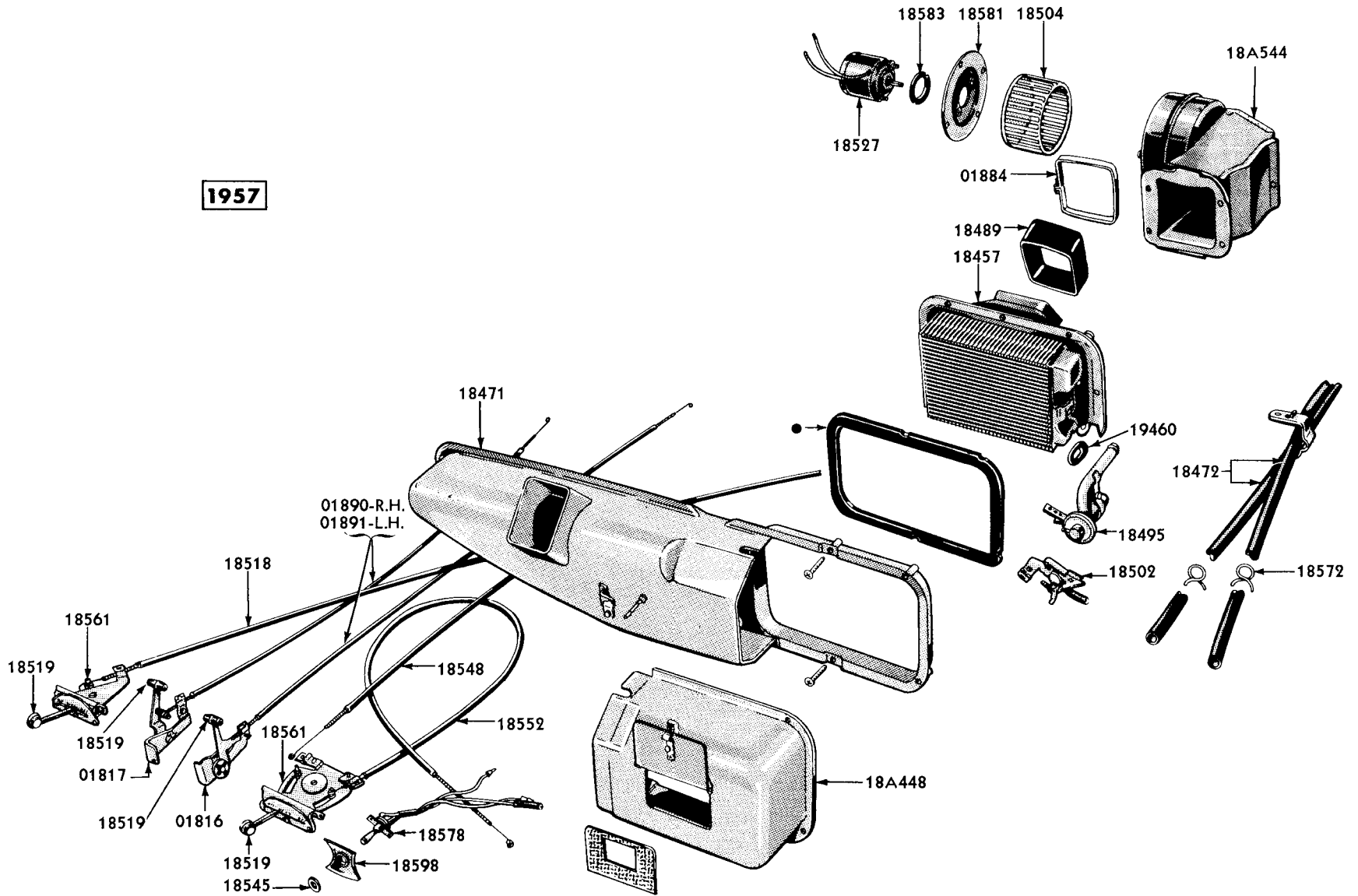
PMC-501

POWER LUBRICATOR PUMP ASSEMBLY



HEATER, CONTROLS and RELATED PARTS

1957

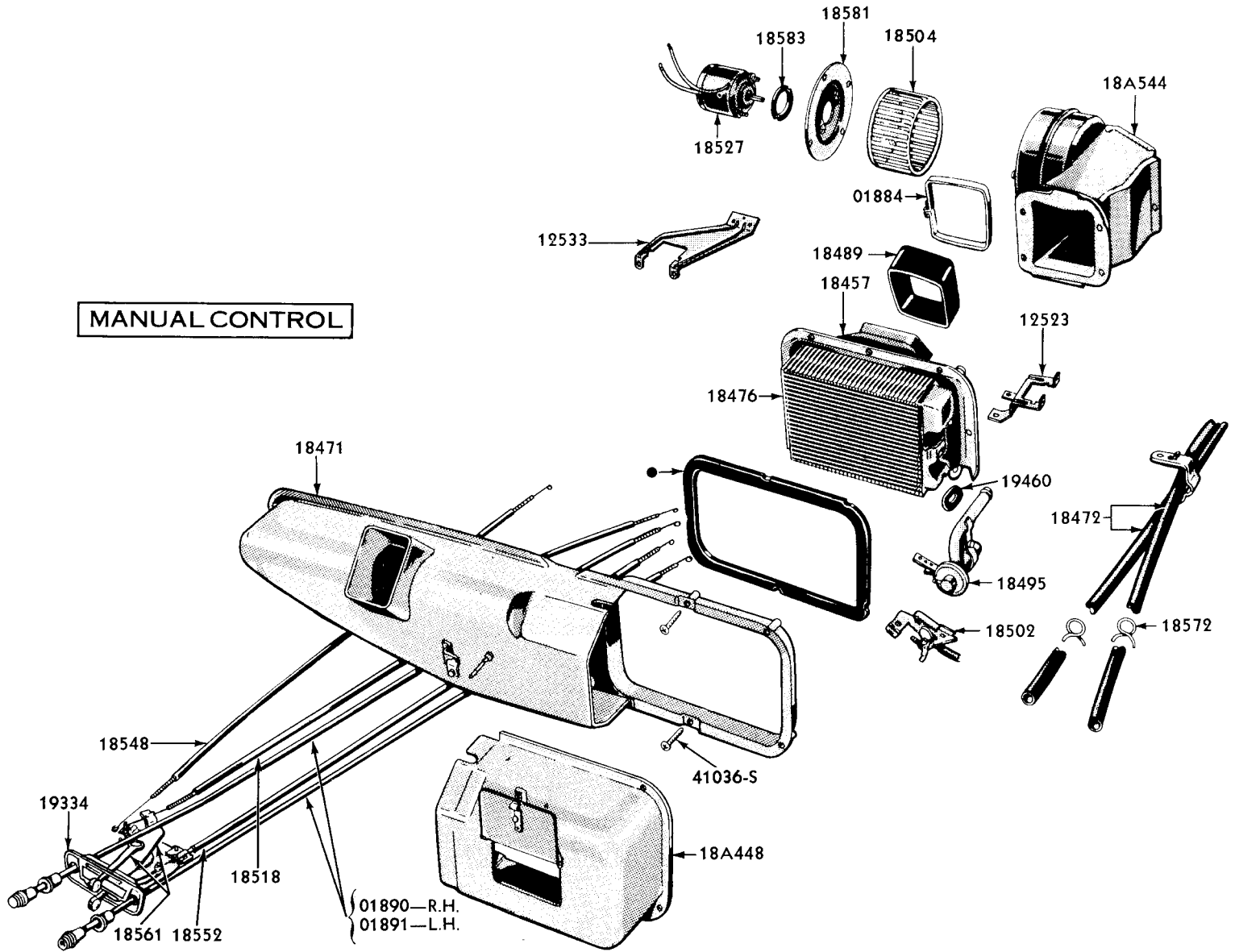


●NS—SERVICED IN ASS'Y ONLY

PMC-321

HEATER, CONTROLS and RELATED PARTS

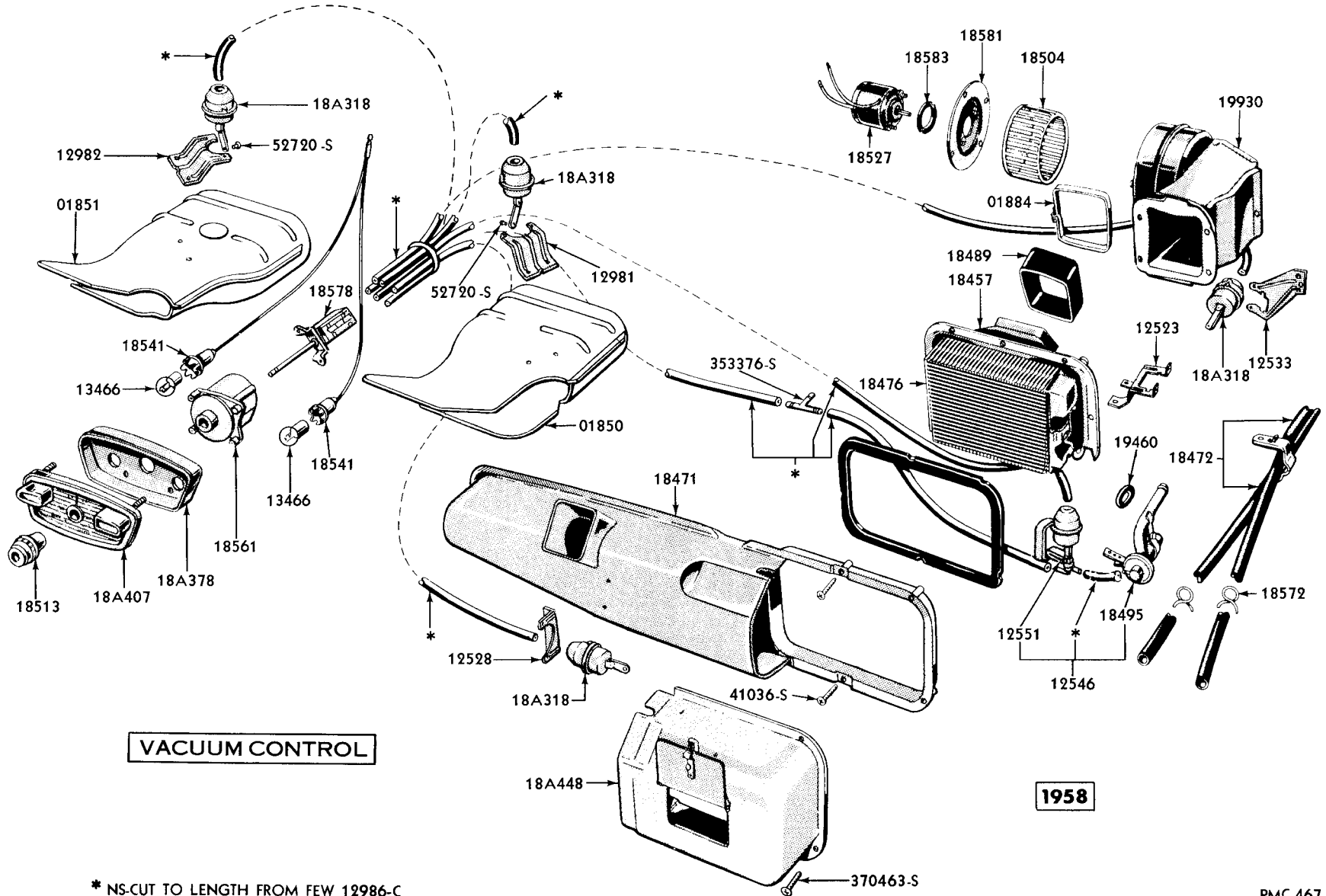
MANUAL CONTROL



1958

● NOT SERVICED

PMC-438

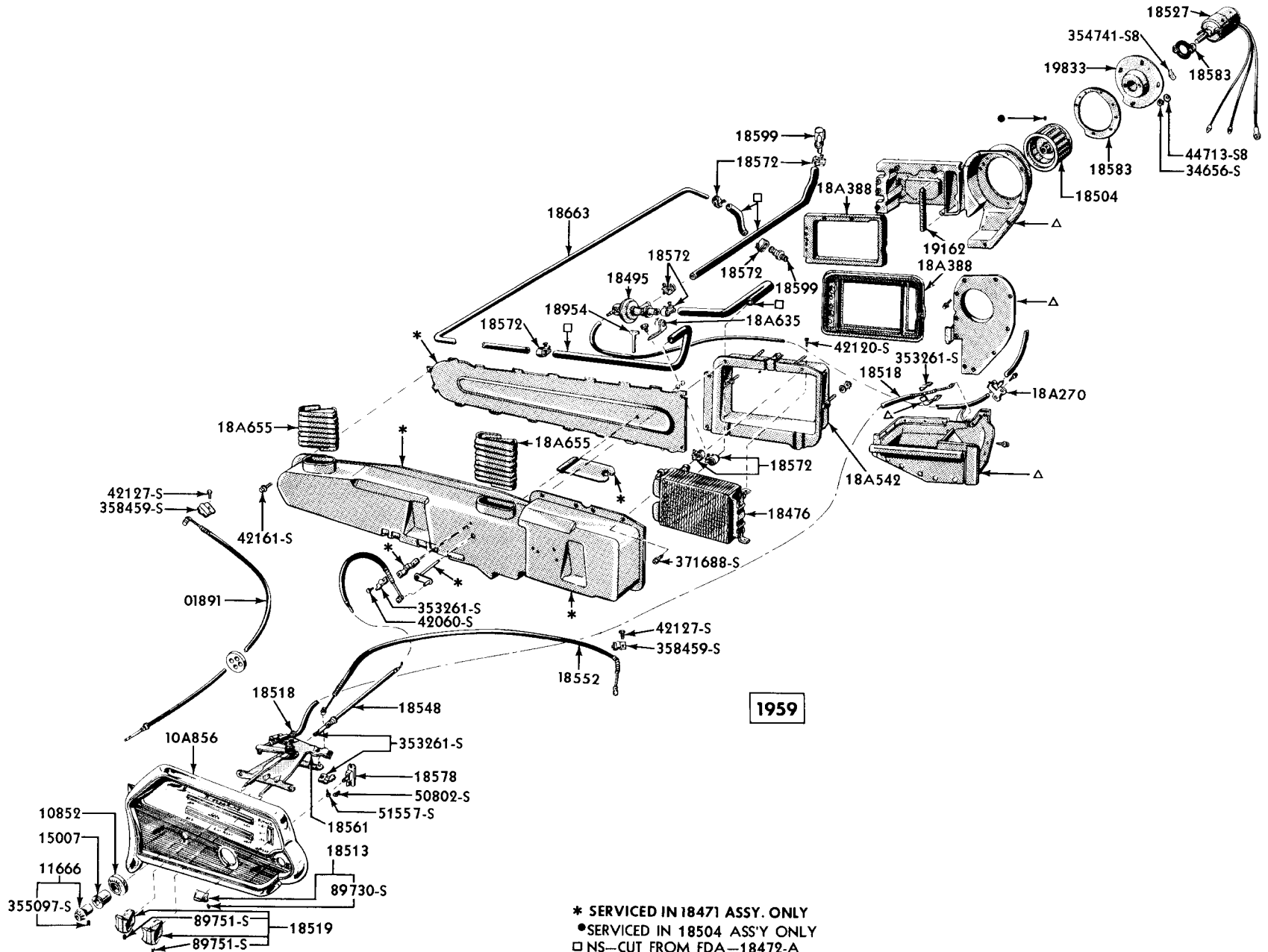


VACUUM CONTROL

1958

* NS-CUT TO LENGTH FROM FEW 12986-C

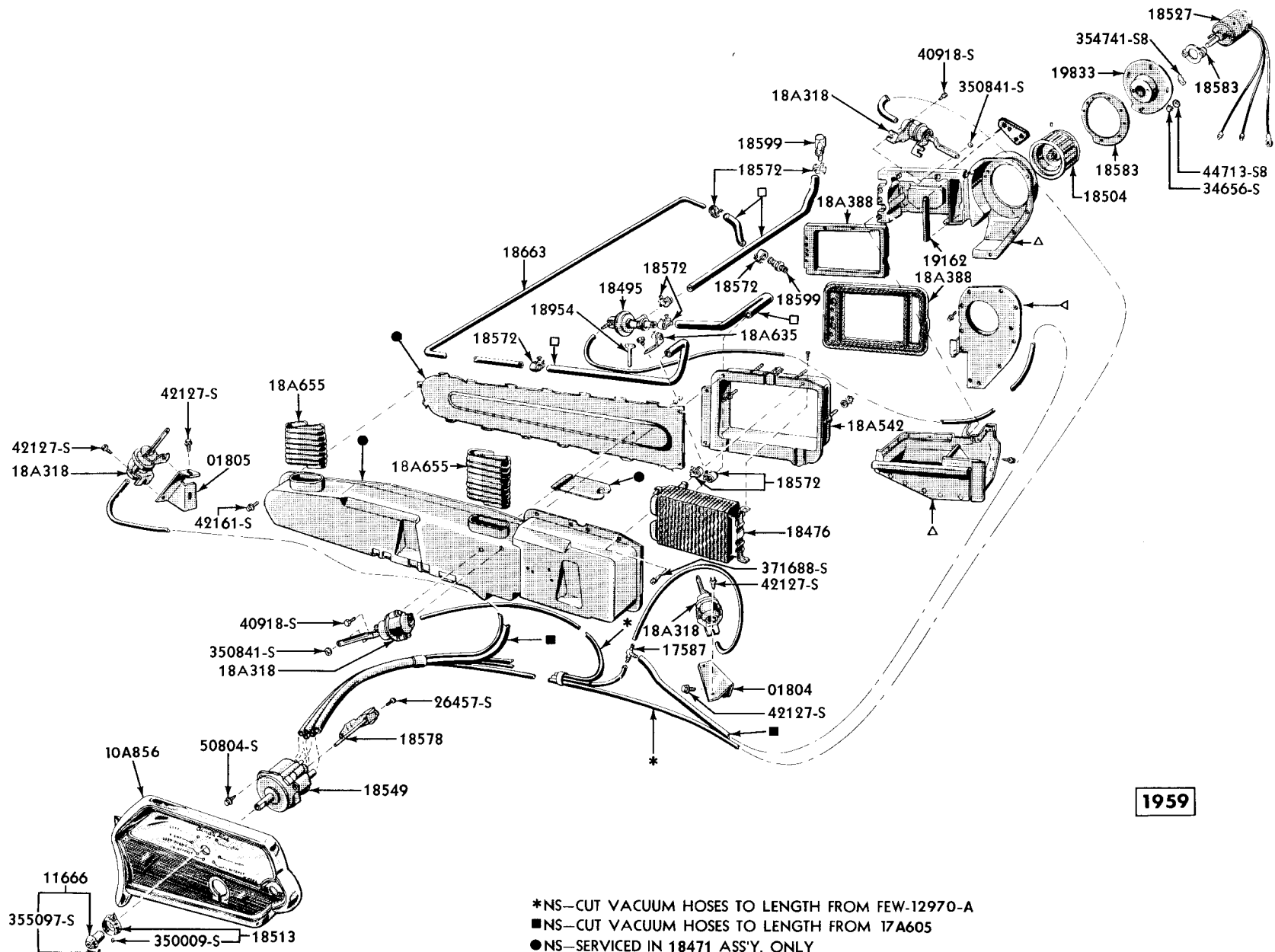
HEATER, CONTROLS and RELATED PARTS - VACUUM



1959

- * SERVICED IN 18471 ASSY. ONLY
- SERVICED IN 18504 ASS'Y ONLY
- NS-CUT FROM FDA-18472-A
- △ NS-SERVICED IN 18456 ASS'Y. ONLY

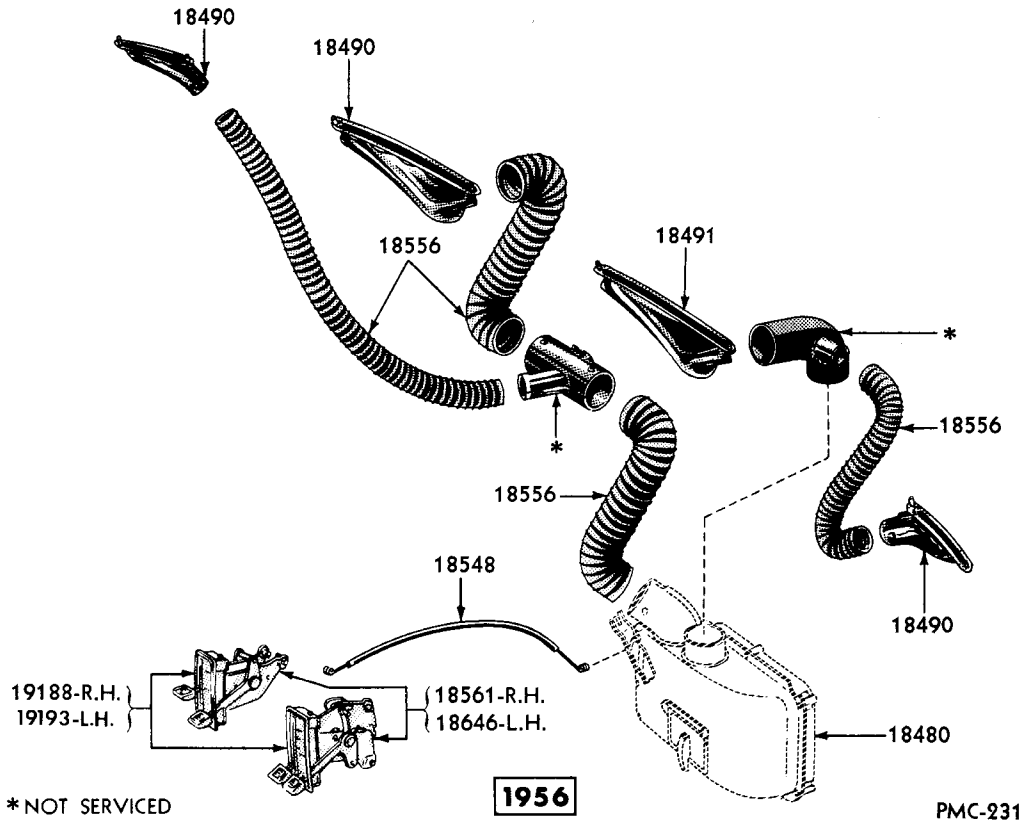
HEATER, CONTROLS & RELATED PARTS - MANUAL

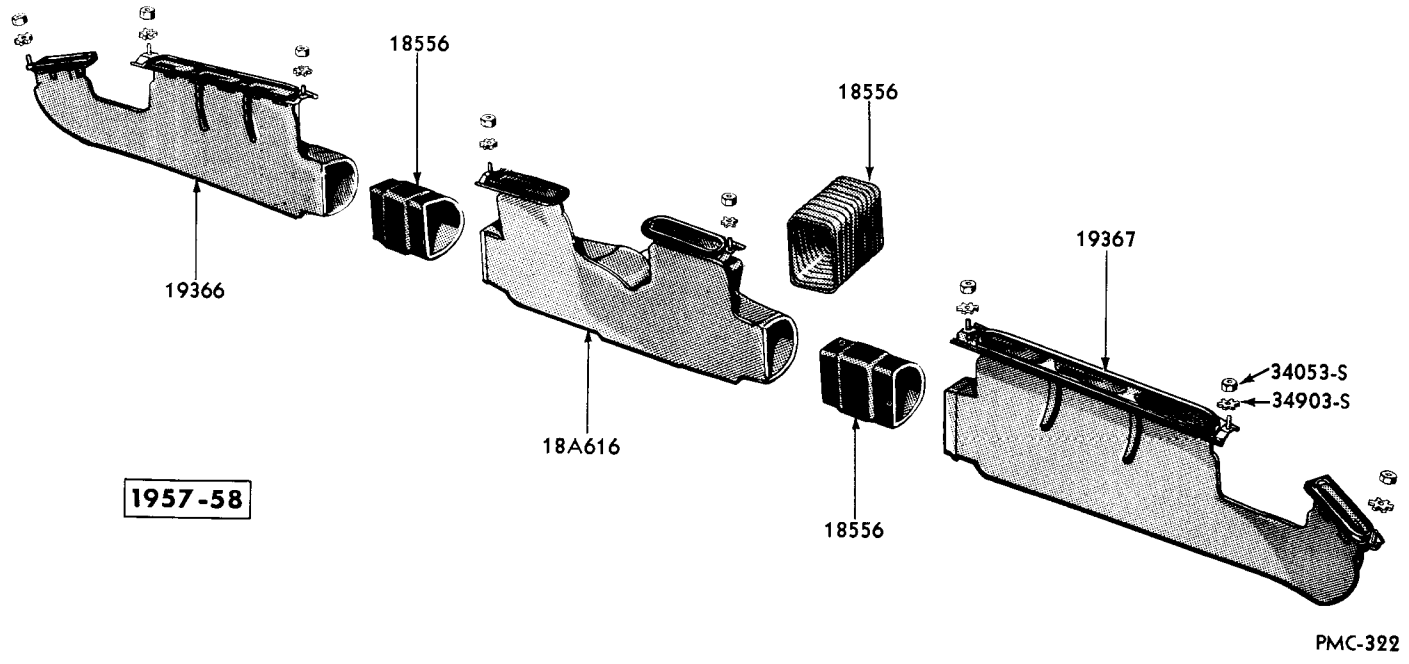


1959

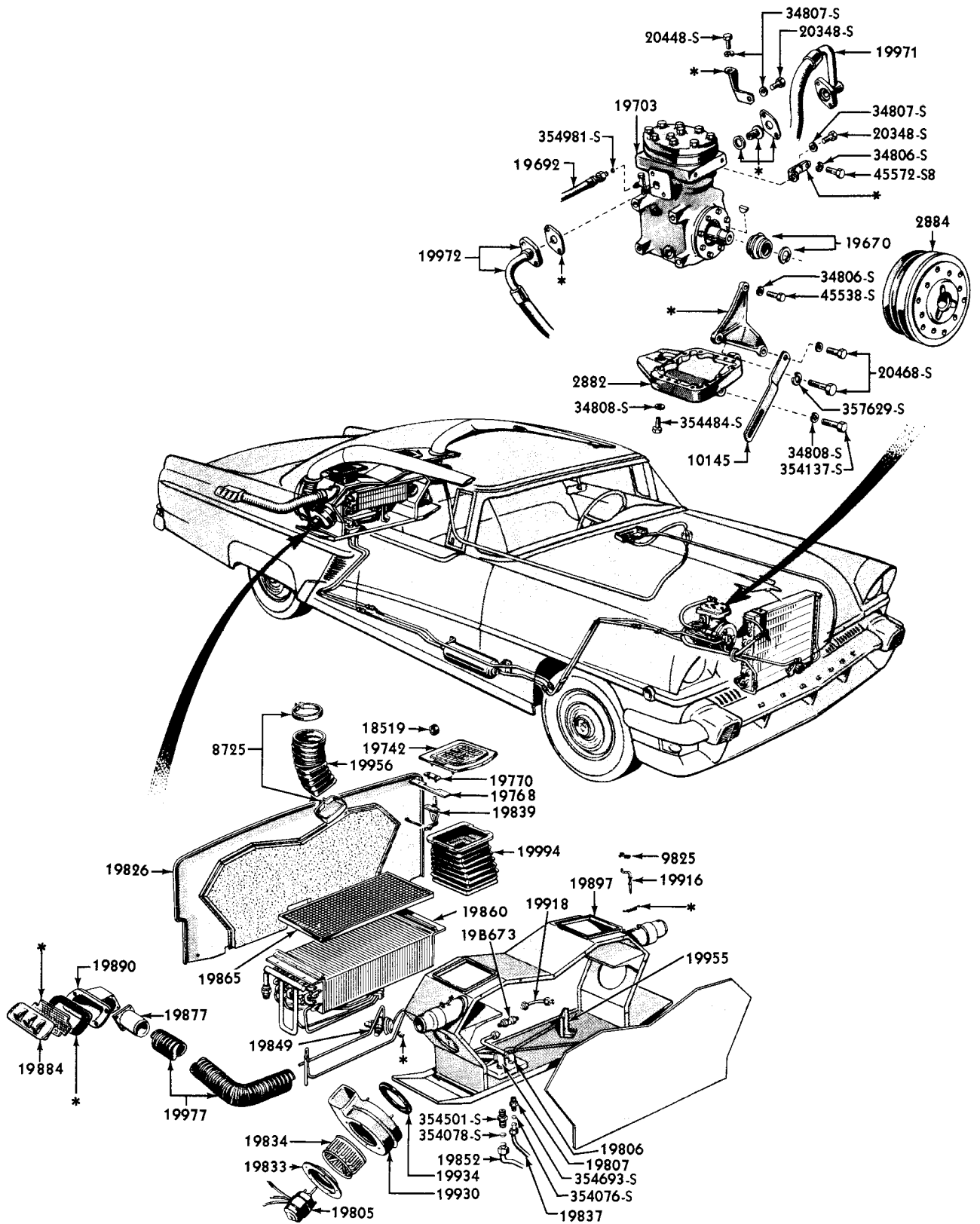
- *NS—CUT VACUUM HOSES TO LENGTH FROM FEW-12970-A
- NS—CUT VACUUM HOSES TO LENGTH FROM 17A605
- NS—SERVICED IN 18471 ASS'Y. ONLY
- NS—CUT FROM FDA—18472-A
- △ NS—SERVICED IN 18456 ASS'Y. ONLY

HEATER, CONTROLS & RELATED PARTS - VACUUM





HEATER & DEFROSTER DUCTS


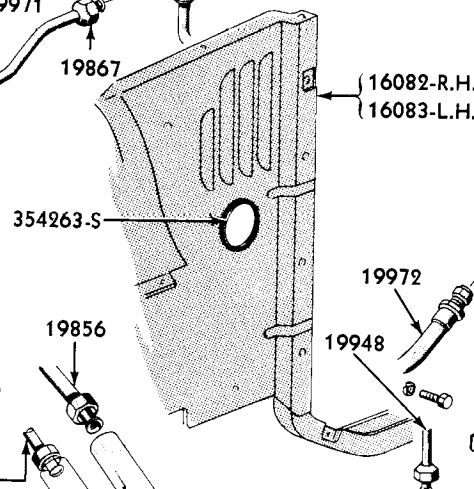
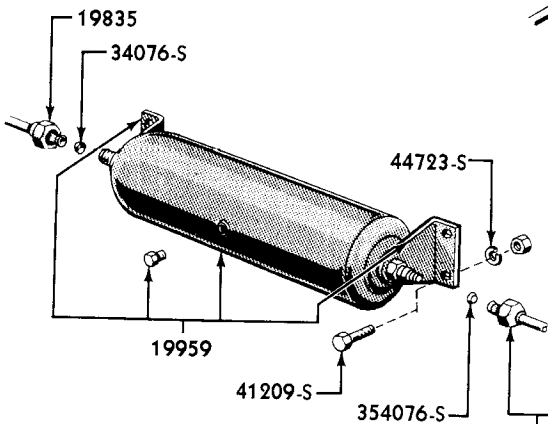
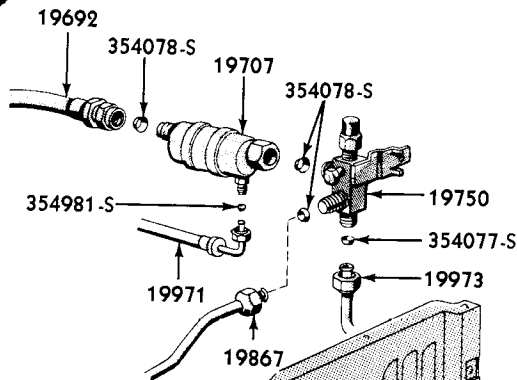
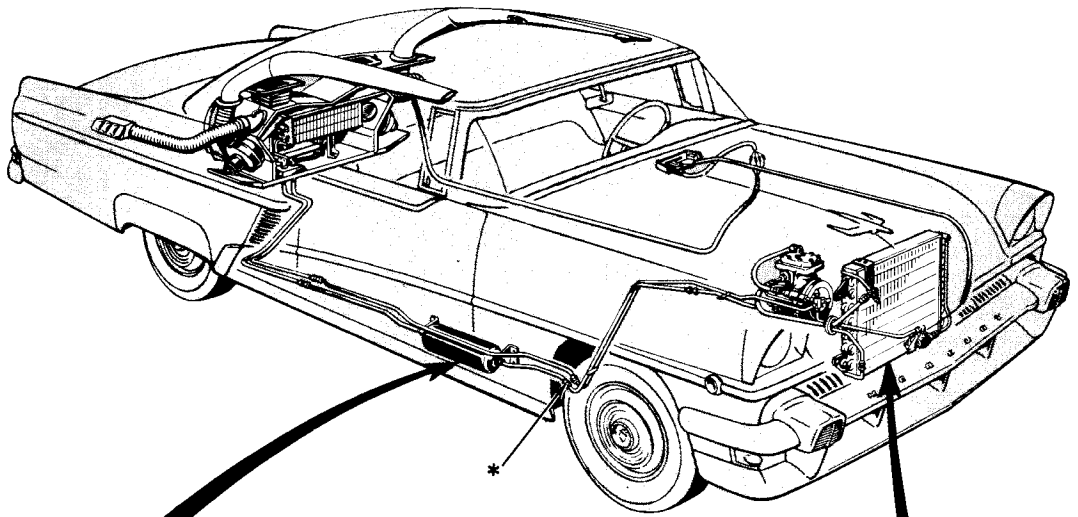


* NOT SERVICED

1956

PMC-244

AIR CONDITIONER, EVAPORATOR & LINES

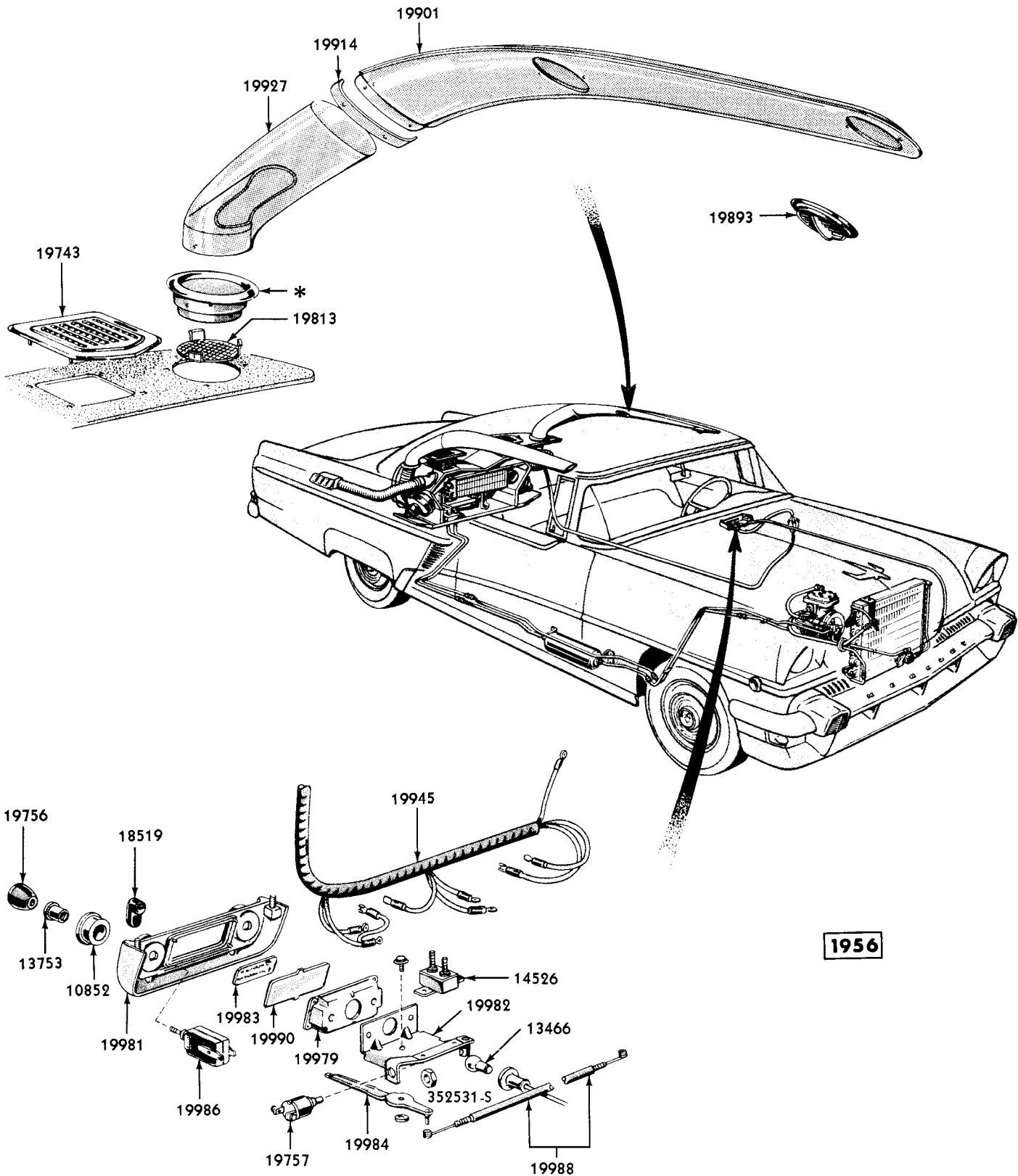


1956

* NOT SERVICED

PMC-246

AIR CONDITIONER , CONDENSER

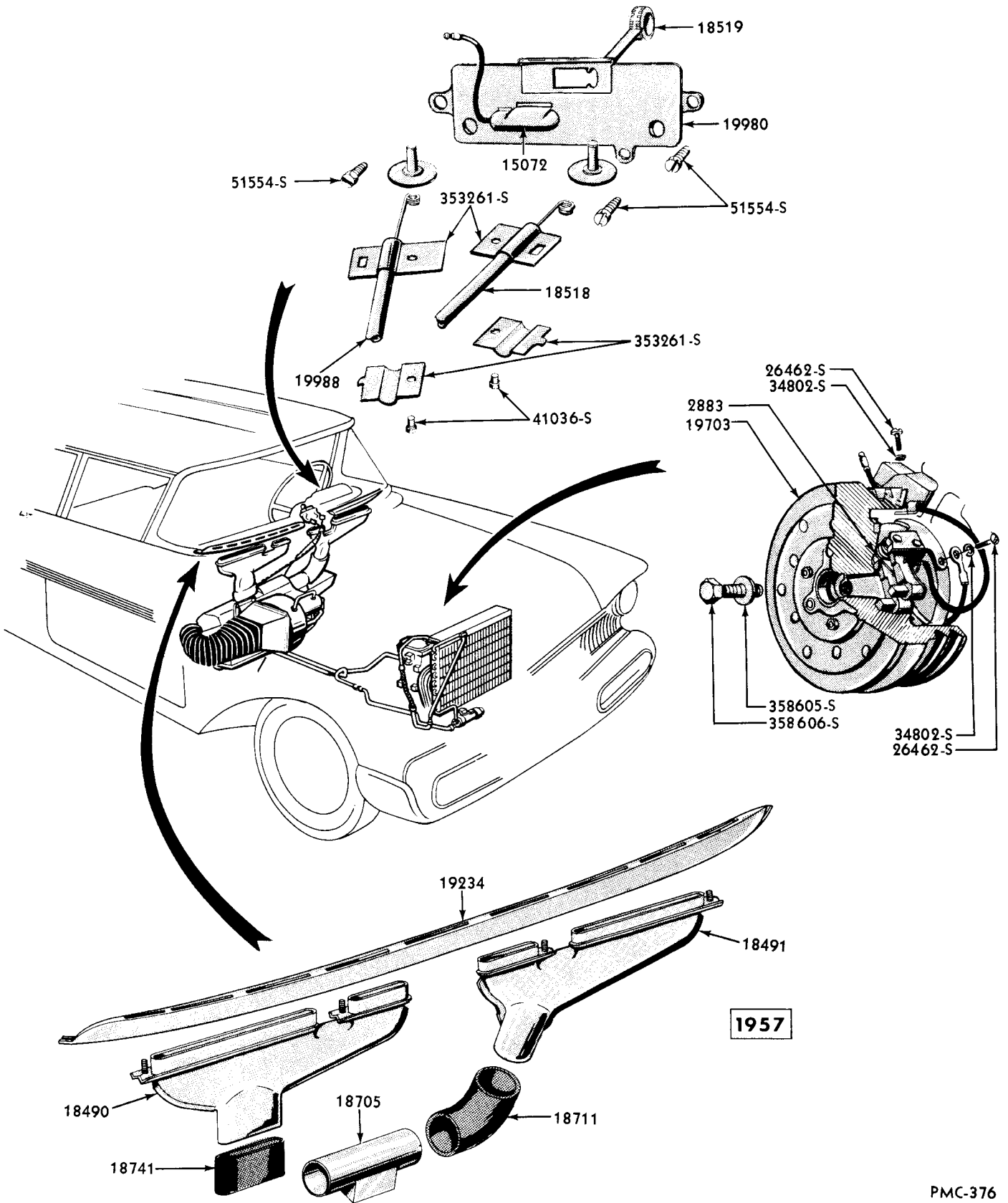


* NOT SERVICED

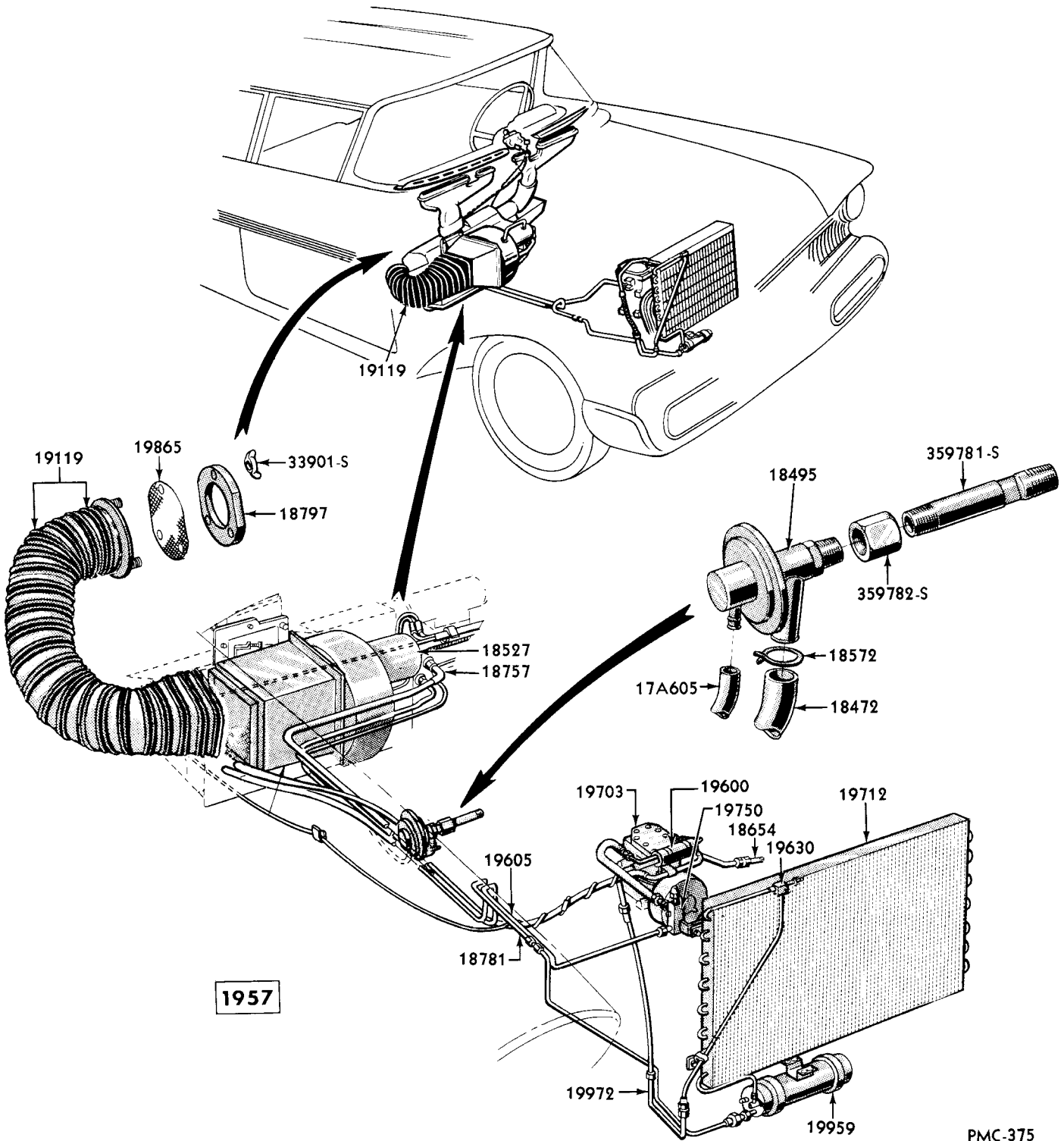
1956

PMC-247

AIR CONDITIONER DUCTS



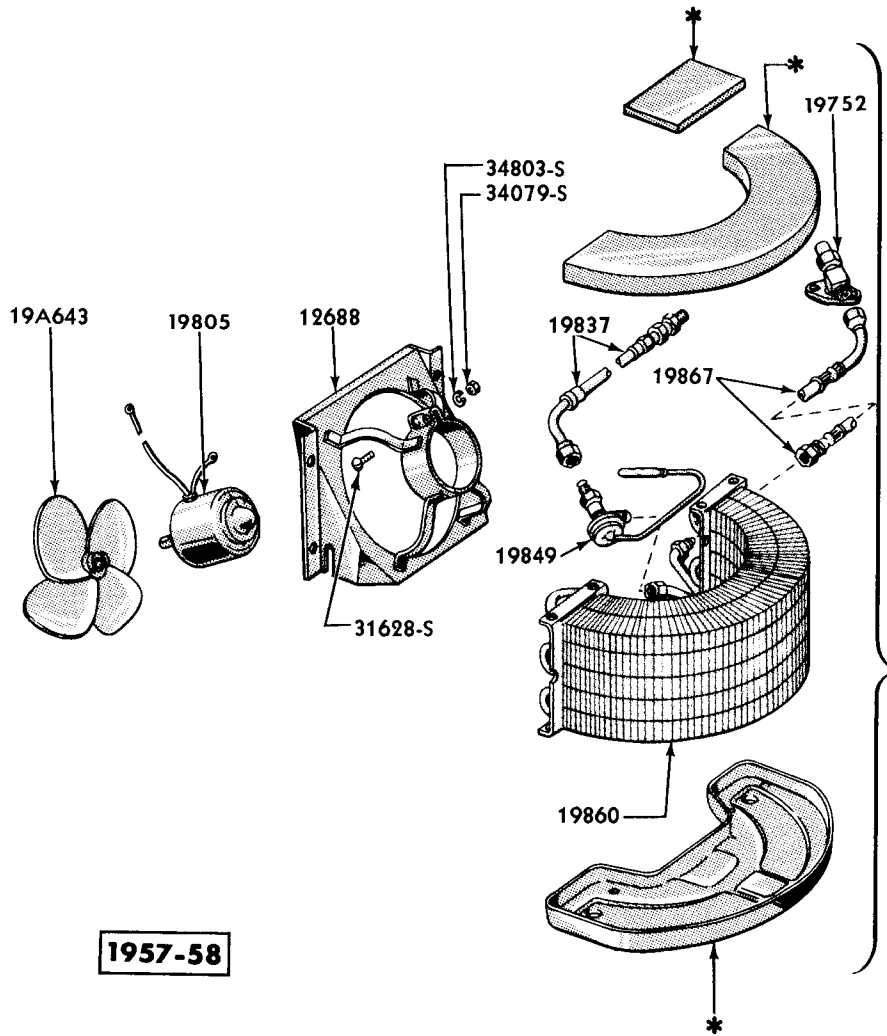
AIR CONDITIONER , EVAPORATOR & LINES



1957

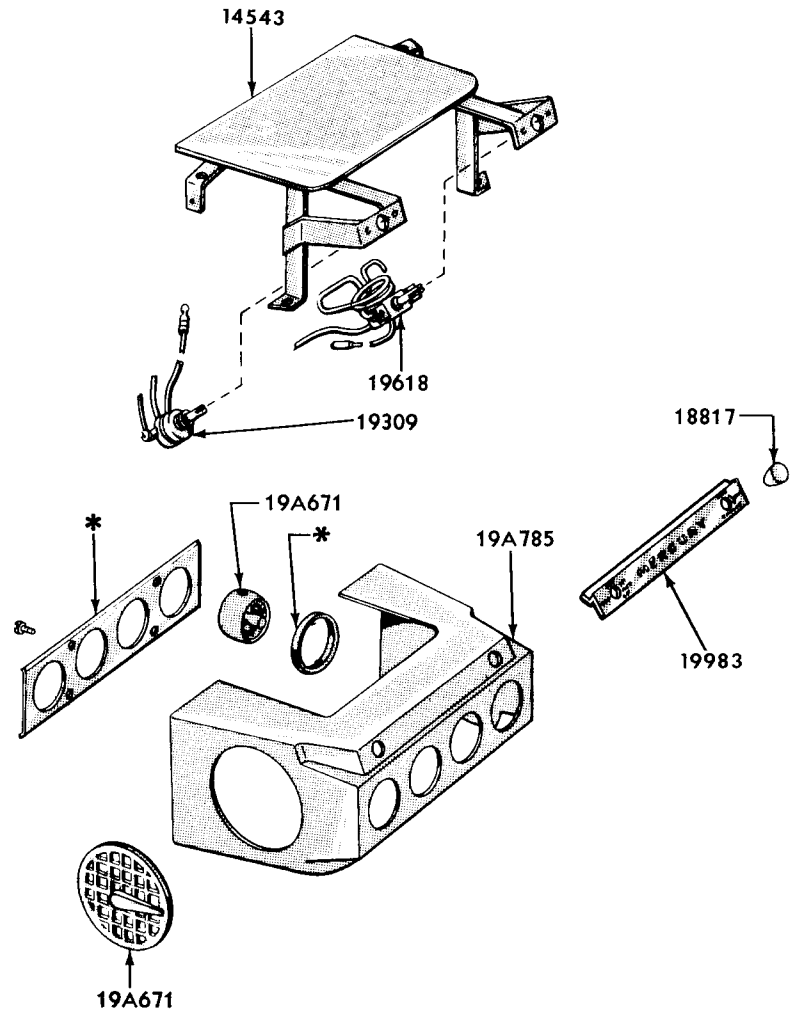
AIR CONDITIONER , CONDENSER

PMC-375



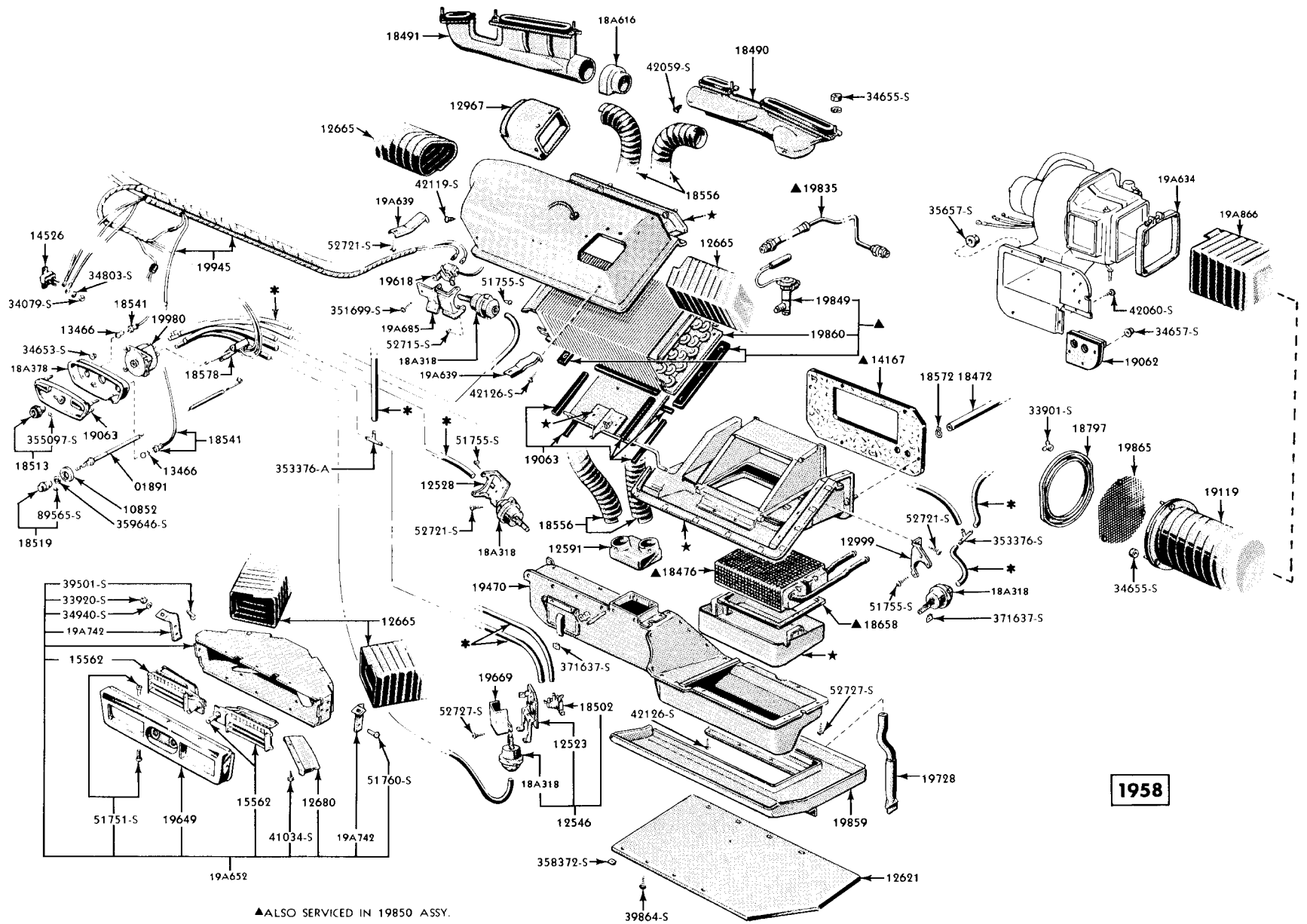
1957-58

*NOT SERVICED

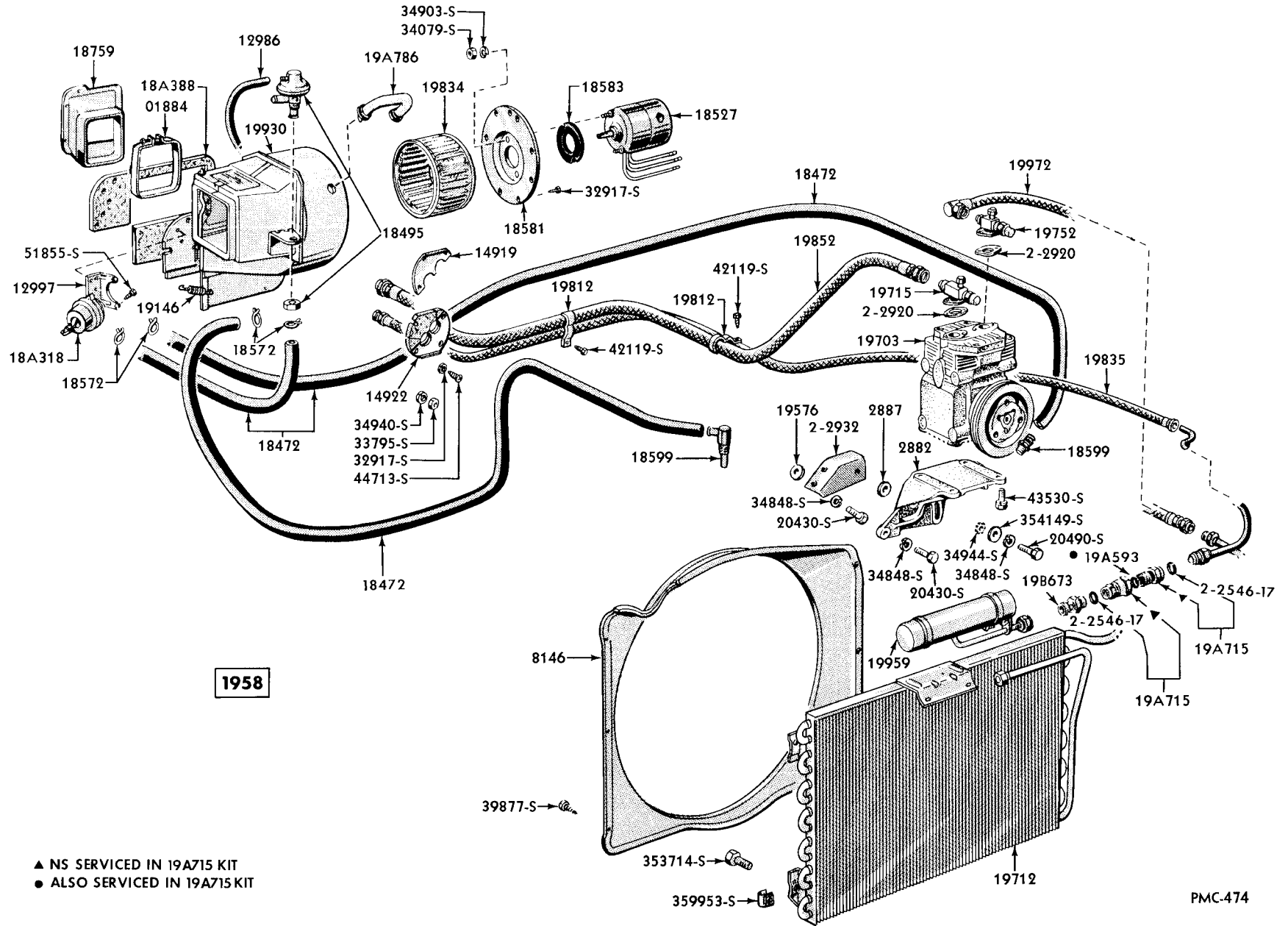


PMC-679

AIR CONDITIONER - HANG-ON TYPE



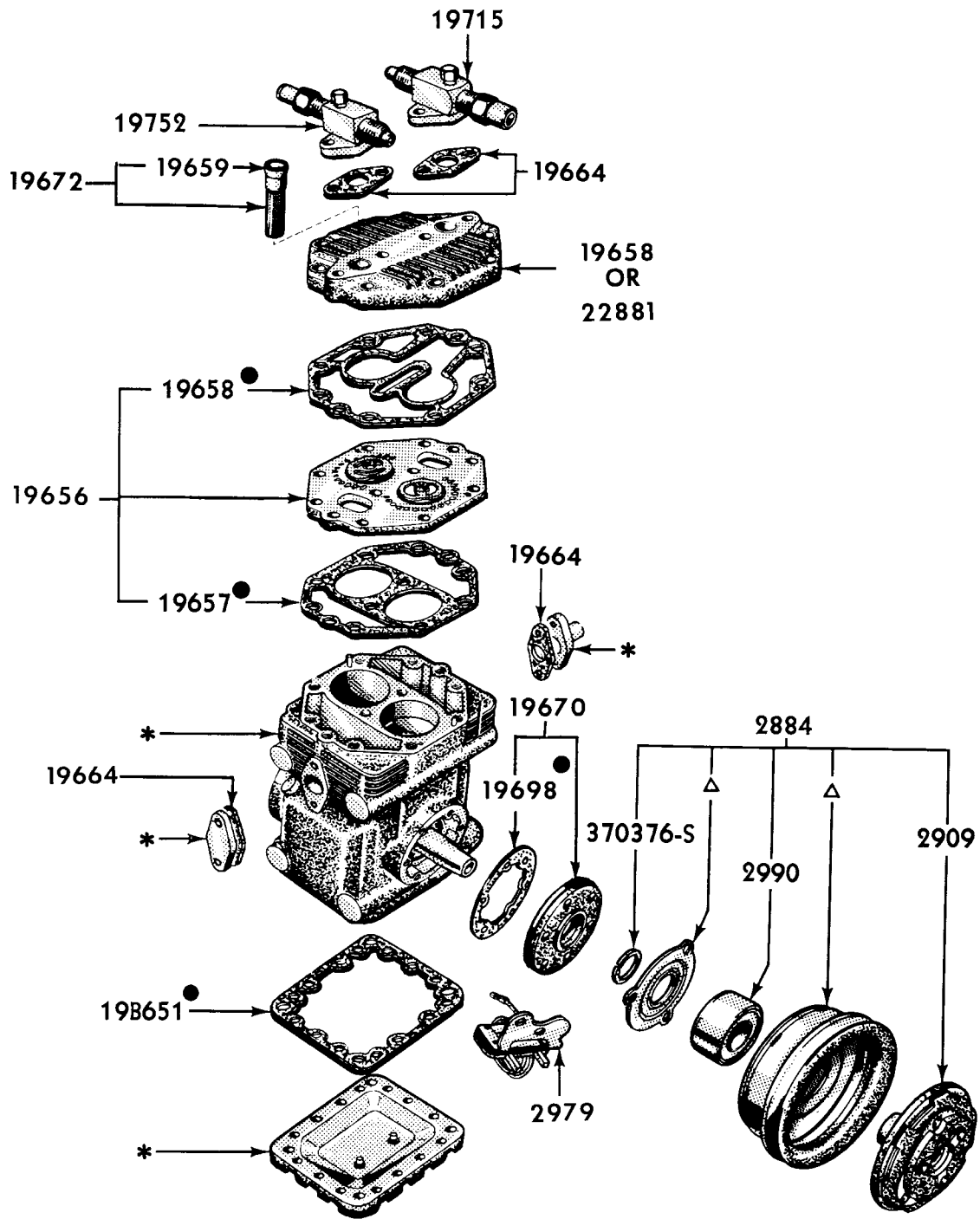
EVAPORATOR and SPOT COOLER



1958

- ▲ NS SERVICED IN 19A715 KIT
- ALSO SERVICED IN 19A715 KIT

AIR CONDITIONER CONDENSER

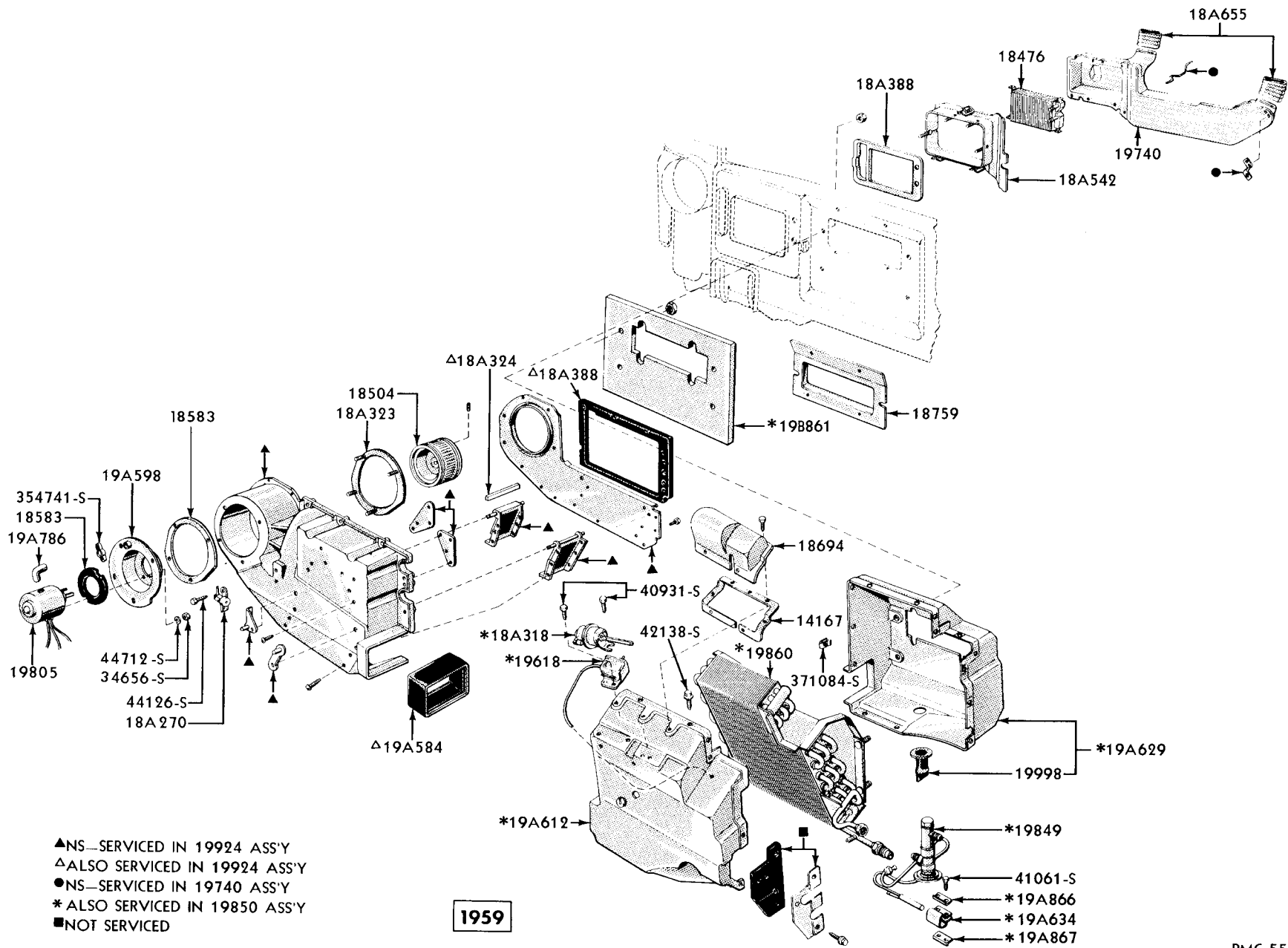


1958-59

- * NS—SERVICED IN 19703 ASSEMBLY
- △ NS—SERVICED IN 2884 ASSEMBLY
- ALSO SERVICED IN 19671

PMC-468

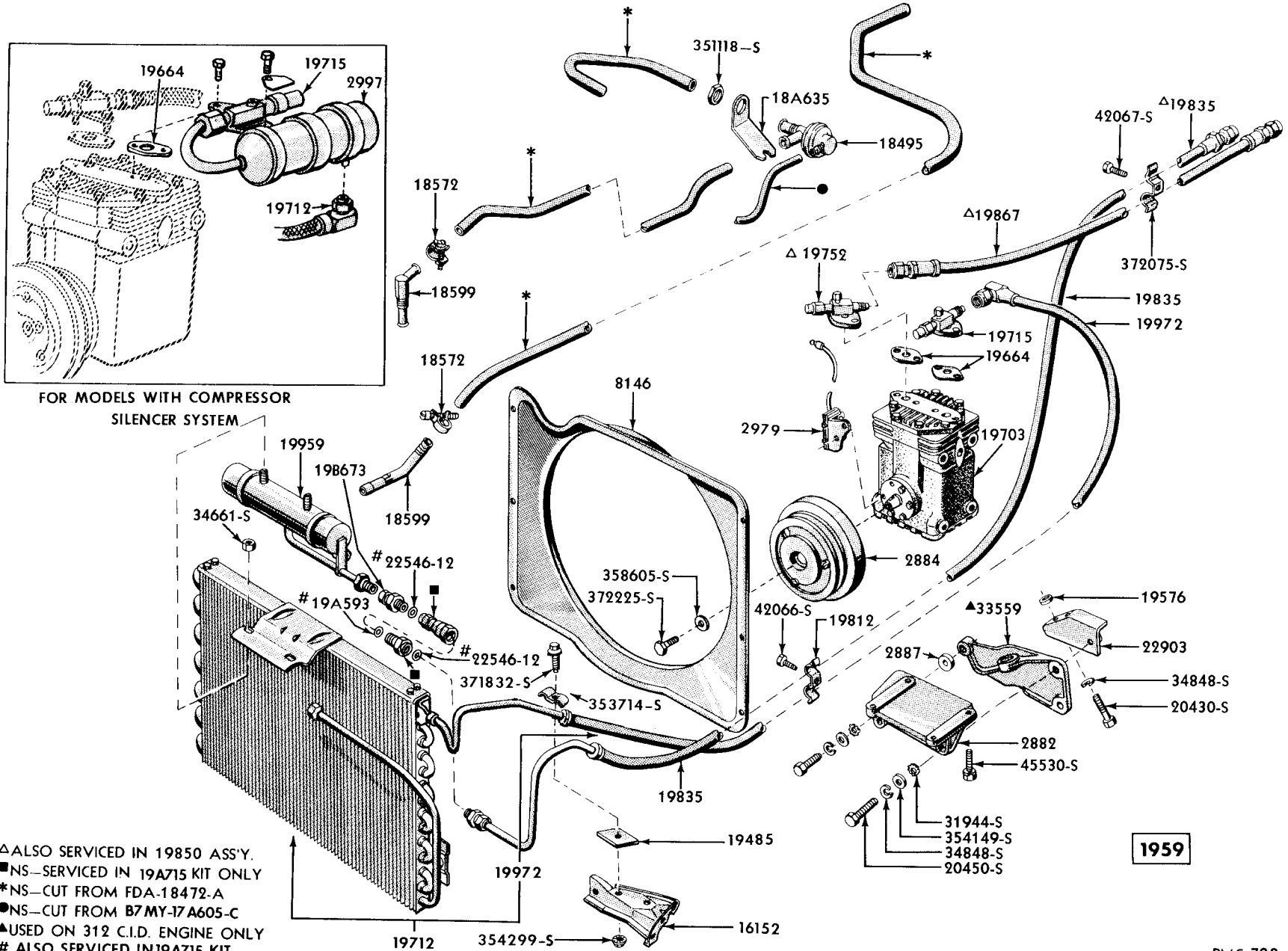
AIR CONDITIONER COMPRESSOR



- ▲NS—SERVICED IN 19924 ASS'Y
- △ALSO SERVICED IN 19924 ASS'Y
- NS—SERVICED IN 19740 ASS'Y
- * ALSO SERVICED IN 19850 ASS'Y
- NOT SERVICED

1959

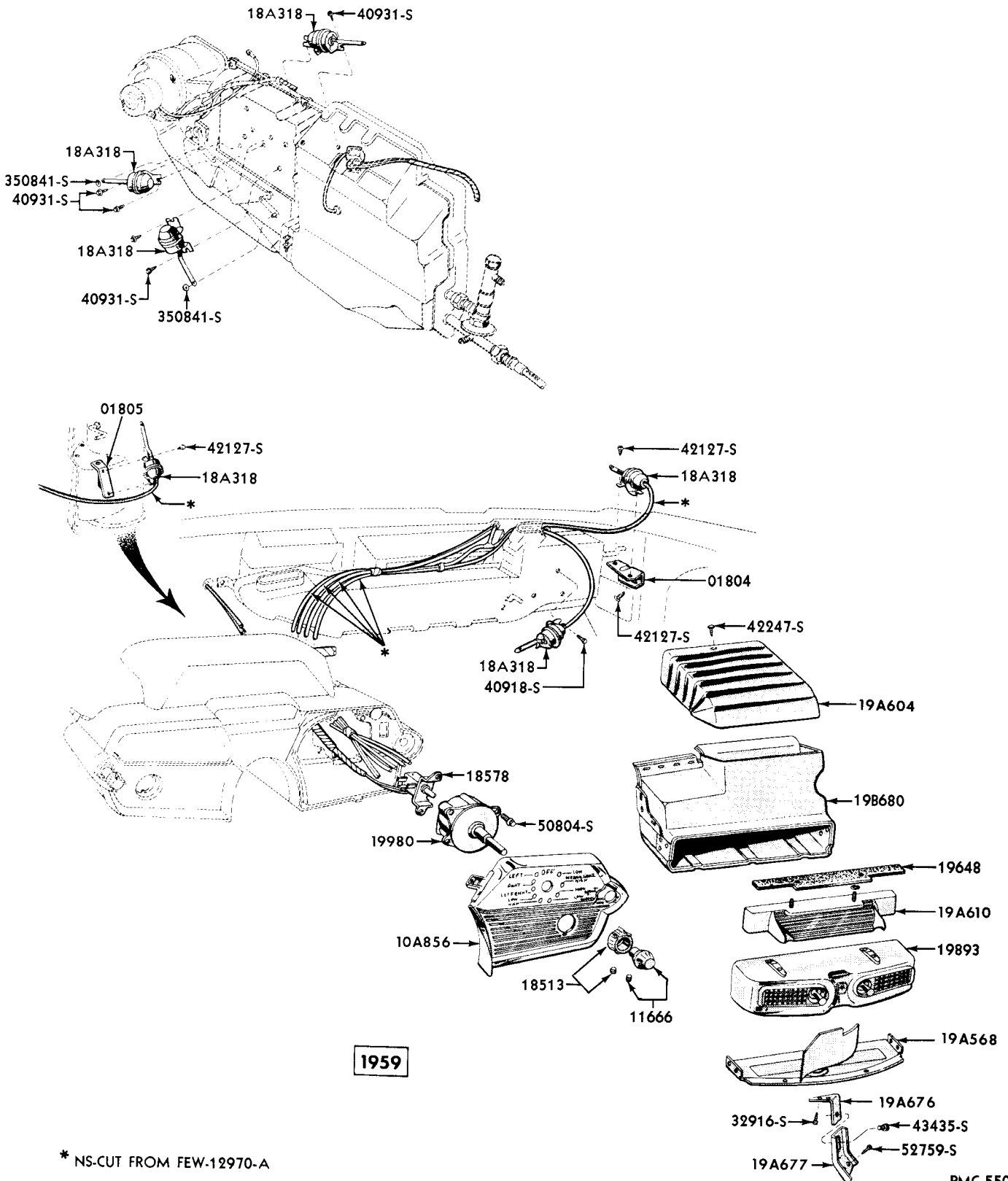
AIR CONDITIONER, EVAPORATOR & LINES



Δ ALSO SERVICED IN 19850 ASS'Y.
 ■ NS—SERVICED IN 19A715 KIT ONLY
 * NS—CUT FROM FDA-18472-A
 ● NS—CUT FROM B7MY-17A605-C
 ▲ USED ON 312 C.I.D. ENGINE ONLY
 # ALSO SERVICED IN 19A715 KIT

1959

AIR CONDITIONER , CONDENSER

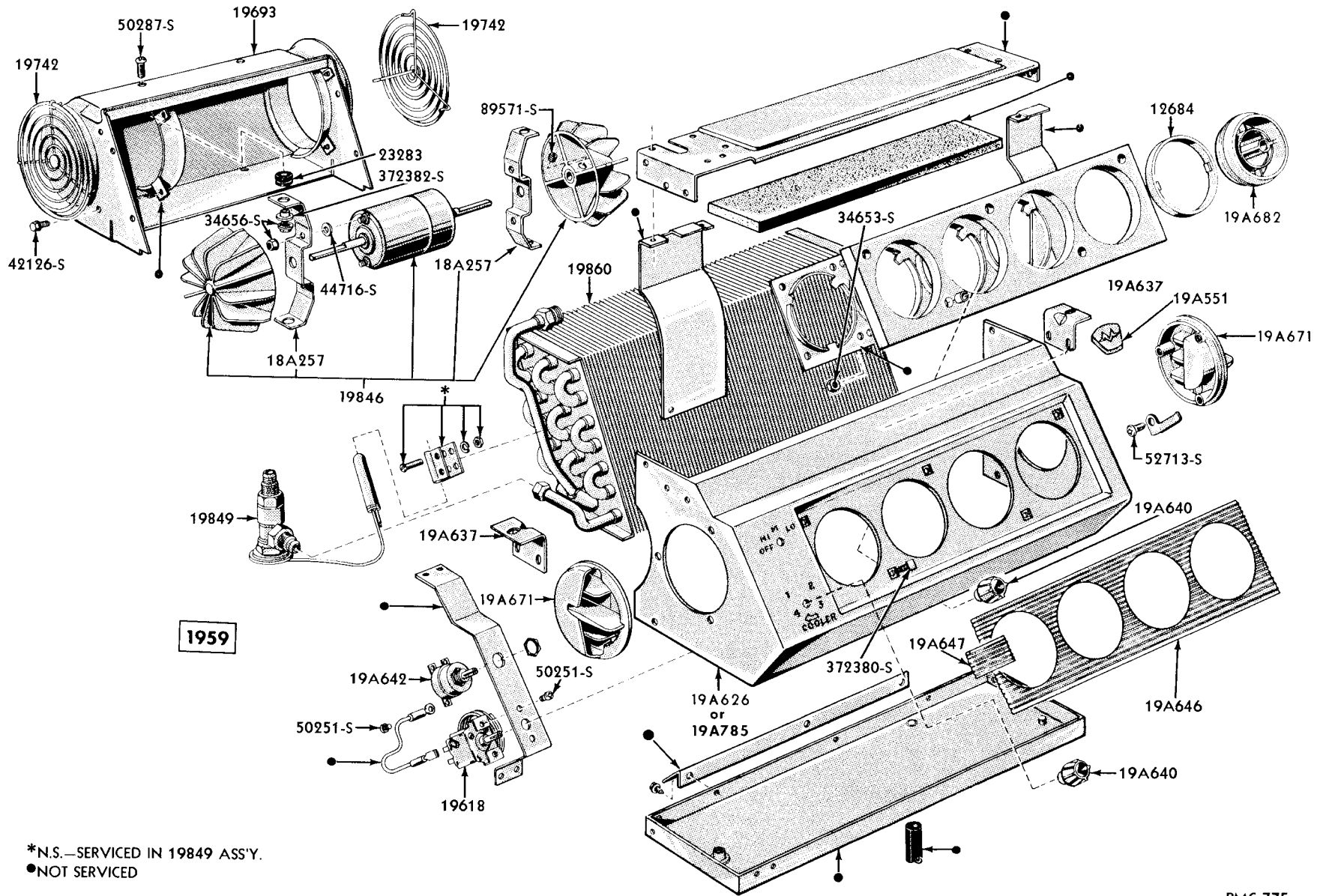


1959

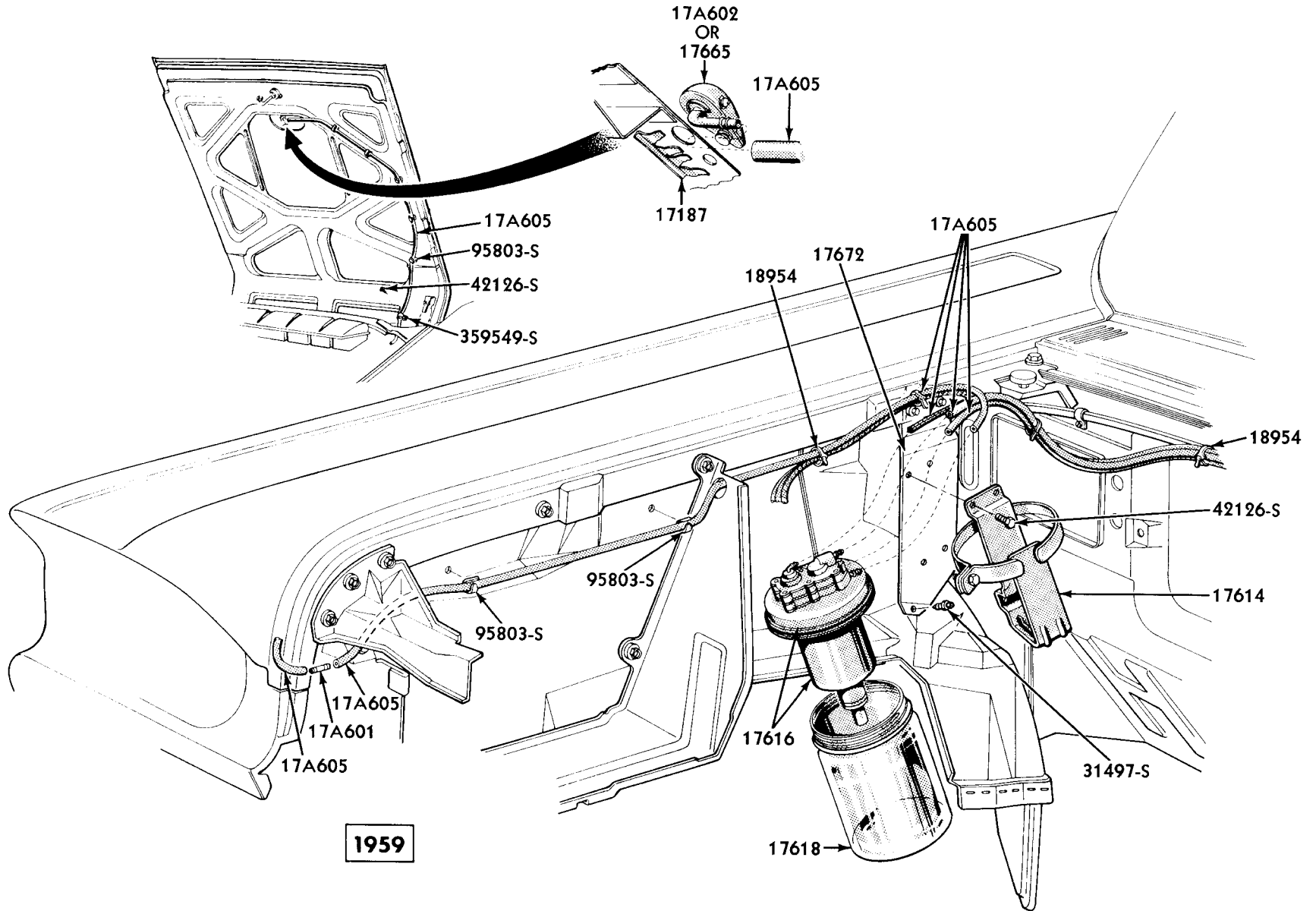
* NS-CUT FROM FEW-12970-A

PMC-550

AIR CONDITIONER CONTROLS



AIR CONDITIONER - HANG-ON TYPE



1959

WINDSHIELD WASHER

Shock Absorber

GROUP AND PART NUMBER	DESCRIPTION, SIZE, ETC.	NO. REQD	MODEL OR ENGINE CUBIC INCH DISPLACEMENT	YEAR 19__
18A004-5 BRACKET (REAR SHOCK ABSORBER)				
B5MY 18A004-A	Upper - ⊕MC-18178-C	2	79	56
B7A 18178-B	"U" shaped - ⊕AJ-18178-B	2	56, 77	57
B7MY 18A004-A	Upper - ⊕MG-18178-C	2	All except 56, 77	57/58
B7MY 18A004-B	R.H. - upper - ⊕MG-18178-D	1	56, 77	57/58
B7MY 18A005-A	L.H. - upper - ⊕MG-18179-A	1	56, 77	57/58
B9MY 18A004-A	R.H. - upper - ⊕B9M-18178-A	1	All	59
B9MY 18A005-A	L.H. - upper - ⊕B9M-18179-A	1	All	59
18A007 BUSHING (SHOCK ABSORBER MOUNTING)				
B7A 18201-A	Rear - ⊕AJ-18201-A	2	56, 77	57/58
B7MY 18A007-A	Front - ⊕MG-18201-A	2	All	57/59
18017 BUSHING (REAR SHOCK ABSORBER)				
MG 18017-B	Upper	2	All except 56, 77	57/59
PB8M 18017-A	Front & rear - use on heavy duty shock absorbers - ⊕I-501749 - also use for export	8	57C, 63C, 76C	58
18031 SEAT (INSULATOR)				
AB 18031-A	Also serviced in 5A484 kit ☆ 1956 (2) - req'd. for each front and rear shock absorber - (2) - req'd. for stabilizer bar ☆ 1957-58 (1) - req'd. for each rear shock absorber on models 56-77	AR	All☆	56/58
18039 WASHER (SHOCK ABSORBER-INNER)				
51A 18039-A	Rear - 1-1/4" O. D. x 5/8" I. D.	AR	All except 56, 57C, 63C, 76C, 77, 79	56/58
AB 18039-A	☆ 1956 - all ☆ 1957-58 - use on models 56, 77 ☆ 1959 - all - front and rear - outer	AR	All☆	56/59
PB7M 18039-A	Rear - ⊕I-500952	AR	57C, 63C, 76C	58/59
18040 WASHER (SHOCK ABSORBER-OUTER)				
51A 18040	1-1/4" O. D. x 17/32" I. D.	AR	All except 56, 57C, 63C, 76C, 77, 79	56/58
18041 WASHER (FRONT SHOCK ABSORBER INSULATOR)				
	See basic part number 18171			
18045 SHOCK ABSORBER (FRONT)				
MC 18045-F	Also see 18124 kit	(a) 2	All except 79	56
34370-S8	Nut-hex. hd. - 3/8"-24	4	a	
18072 PLATE (FRONT SHOCK ABSORBER MOUNTING)				
8A 18072-A		(a) 2	All	56
20347-S8	Bolt-hex. hd. - 5/16"-24 x 3/4"	4	a	
33798-S8	Nut-hex. - 5/16"-24	4	a	
357624-S7	Lockwasher-special-5/16"	4	a	
18077 SHOCK ABSORBER & BUSHING (FRONT)				
MG 18077-R		2	76	57
MG 18077-S		2	56, 77	57
MG 18077-V		2	All except 56, 77	57
MG 18077-Y	Heavy duty	2	All except 56, 77	57
MG 18077-AA	Heavy duty	2	56, 77	57
MG 18077-AC	Use with 368 C. I. D. engine	2	All except 56, 76, 77	57
CONTINUED ON NEXT PAGE				

Shock Absorber

GROUP AND PART NUMBER	DESCRIPTION, SIZE, ETC.	NO. REQ'D	MODEL OR ENGINE CUBIC INCH DISPLACEMENT	YEAR 19__
18077 SHOCK ABSORBER & BUSHING (FRONT) CONTINUED				
MK 18077-A	Heavy duty	2	57, 58, 63, 64, 65, 75, 76A, B	58
MK 18077-B	Heavy duty	2	56, 77	58
MK 18077-C		2	All except 56, 58C, 64B, 77	58
MK 18077-F		2	58C, 64B	58
MK 18077-G	Heavy duty	2	58C, 64B	58
PB8M 18077-A	Heavy duty - @I-502422	2	57C, 63C, 76C	58
B9M 18077-A	Heavy duty - also serviced in 18124 kit (a)	2	All	59
B9M 18077-B	Standard (a)	2	57A, B, 58, 63A, B, 64, 76A	59
B9MM 18077-D	☆Use as standard equipment on 56, 57C, 63C, 76C, 77 models without A/cond. ☆Use as standard equipment on 57A, B, 58A, B, 63A, B, 64A, 76A models with A/cond. (a)	2	All☆	59
34370-S	Nut-lock-hex. -3/8"-24-attach upper end of of shock absorber	2	a	
359997-S	Screw and washer-hex. hd. -5/16"-24 x 1-1/4"-attach shock absorber to lower suspension arm	4	a	
18080 SHOCK ABSORBER (REAR)				
B9M 18080-A	Standard (a)	2	57A, B, 58, 63A, B, 64, 76A	59
B9M 18080-C	Heavy duty (a)	2	All except 56, 77	59
B9MM 18080-S	Standard (a)	2	56, 77	59
B9MM 18080-T	☆ Standard on models 57C, 63C, 76C ☆ Also use on all models with A/cond. (a)	2	All☆	59
B9MM 18080-U	Heavy duty - also serviced in 18124 kit (a)	2	56, 77	59
34370-S	Nut-lock-light hex. -3/8"-24-to attach rear shock absorber upper and lower	4	a	
18097 SHOCK ABSORBER & BUSHING ASSEMBLY (REAR)				
MG 18097-K		2	76	57
MG 18097-L	Alternate with MG-18097-S with 312 C. I. D. engine	2	All except 56, 76, 77	57
MG 18097-M		2	56, 77	57
MG 18097-N	Heavy duty	2	56, 77	57
MG 18097-R	Heavy duty	2	All except 56, 77	57
MG 18097-S	Alternate with MG-18097-L with 312 C. I. D. engine only - also use with 368 C. I. D. engine	2	All except 56, 76, 77	57
MH 18097-G		2	57C, 63C, 76C	58
MK 18097-A		2	All except 56, 57C, 58C, 63C, 64B, 77	58
MK 18097-C		2	56, 77	58
MK 18097-D	Heavy duty	2	56, 77	58
MK 18097-E	Heavy duty	2	All except 56, 57C, 63C, 76C, 77	58
MK 18097-Z		2	58C, 64B	58
PB8M 18097-A	Heavy duty - @I-502536	2	57C, 63C, 76C	58
18124 KIT (SHOCK ABSORBER & BUSHING) FRONT				
MFK 18124-A	Consists of the following - (1) MC-18045-J shock absorber (4) AB-18198-A bushing	2	79	56
MFK 18124-B	Consists of the following - (1) MC-18045-H shock absorber (4) AB-18198-A bushing	2	All except 79	56
MFK 18124-C	Heavy duty - consists of the following - (1) MC-18045-K shock absorber (4) AB-18198-A bushing	2	All except 79	56
MFK 18124-D	Heavy duty - consists of the following - (1) MC-18045-L shock absorber (4) AB-18198-A bushing	2	79	56
CONTINUED ON NEXT PAGE				

Shock Absorber

GROUP AND PART NUMBER	DESCRIPTION, SIZE, ETC.	NO. REQ'D	MODEL OR ENGINE CUBIC INCH DISPLACEMENT	YEAR 19__
18124 KIT (SHOCK ABSORBER & BUSHING) FRONT (CONTINUED)				
COKY 18124-C	Heavy duty - consists of the following - (1) 3826039 shock absorber (2) PB7M-18198-A insulator (1958 only) (2) PB9E-18198-B insulator (1959-60)	2	57C, 63C, 76C	58
B8E 18124-H	Export only - consists of the following - (1) B8E-18045-A shock absorber (2) PB7M-18198-A bushing	2	All	58/59
B9MY 18124-A	Heavy duty - consists of the following - (1) B9M-18077-A shock absorber (2) COAA-18198-A bushing % (2) PB7M-18198-A bushing % Not used	2	All	59
COMY 18124-A	Standard - consists of the following - (1) COMM-18077-A shock absorber (2) COAA-18198-A bushing % (2) PB7M-18198-A bushing % Not used	2	All	59
18125 KIT (SHOCK ABSORBER & BUSHING) REAR				
MFK 18125-A	Consists of the following - (1) MC-18080-L shock - heavy duty (2) 7RC-18198 bushing (2) AB-18198-A bushing	2	All except 79	56
MFK 18125-B	Consists of the following - (1) MC-18080-K shock (4) AB-18198-A bushing	2	79	56
MFK 18125-D	Consists of the following - (1) MC-18080-M shock - heavy duty (4) AB-18198-A bushing	2	79	56
B6MY 18125-B	Consists of the following - (1) MC-18080-J shock - heavy duty (2) 7RC-18198 bushing (2) AB-18198-A bushing	2	All except 79	56
B8MY 18125-A	Consists of the following - (1) MK-18097-A rear shock (2) MG-18198-A bushing ☆ 1957 - all models except 56 and 77 - standard equipment ☆ 1958 - all models except 56, 57C, 63C, 76C, 77 - standard equipment	2	All☆	57/58
B9MY 18125-A	Heavy duty - consists of the following - (1) B9MM-18080-U shock absorber (4) COAA-18198-A bushing	2	All	59
COMY 18125-B	Standard - consists of the following - (1) COMM-18080-A shock absorber (4) PB7M-18198-A bushing	2	56, 77	59
COMY 18125-C	Consists of the following - (1) COMM-18080-C shock absorber (4) PB7M-18198-A bushing ☆ Standard on 57C, 63C, 76C ☆ Use with A/cond. on all except 57C, 63C, 76C	2	All☆	59
COMY 18125-D	Standard - consists of the following - (1) COMM-18080-D shock absorber (4) PB7M-18198-A bushing	2	57A, 58A, 63A, 64A, 76A	59
18169 BRACKET (REAR SHOCK ABSORBER) UPPER				
MH 18169-A	NS-serviced in 5029 assembly only	2	57C, 63C, 76C	58

Shock Absorber

GROUP AND PART NUMBER	DESCRIPTION, SIZE, ETC.	NO. REQ'D	MODEL OR ENGINE CUBIC INCH DISPLACEMENT	YEAR 19_____
18171 WASHER (FRONT SHOCK ABSORBER INSULATOR) OUTER				
MG 18041-B	Used with front stabilizer	8	All	57
MG 18041-A	☆ 1957-58-59 (2) req'd. - for front ☆ 1958-59 (4) req'd. - for rear ☆ 1959 (4) req'd. - for radiator support struts	AR☆	All	57/59
MG 18171-A	☆ 1957-58-59 (2) req'd. - for front ☆ 1958-59 (4) req'd. - for rear	AR☆	All	57/59
B9M 18171-A	Inner - (2) req'd. for front - (4) req'd. for rear	6	All	58
AB 18041-B	Front & rear	AR	All	58
18174 NUT (REAR SHOCK ABSORBER)				
MG 18174-A	Inner	2	All except 56, 57C, 63C, 76C, 77	57/58
18177 WASHER (REAR SHOCK ABSORBER INSULATOR) OUTER				
LA 18177-A	Use for front & rear shocks	4	56, 77	57/58
18178 BRACKET (REAR SHOCK ABSORBER)				
	See basic part number 18A004-5			
18186 BRACKET (FRONT SHOCK ABSORBER MOUNTING)				
B7A 18186	Export only - @I-500944	2	All except 56, 77	57
18193 STUD (REAR SHOCK ABSORBER) LOWER				
LE 18193-A		2	All except 79	56
MG 18193-A		2	All except 56, 57C, 63C, 76C, 77	57/58
18198 KIT (FRONT & REAR SHOCK ABSORBER BUSHING)				
HAK 18198-C	Consists of the following - (2) AB-18031-A seat (2) AB-18041-B washer (2) AB-18039-A washer (4) AB-18198-A insulator (2) 33800-S8 nut (2) 45218-S8 locknut	2 or 4	All	56
18198 INSULATOR (FRONT & REAR SHOCK ABSORBER)				
AB 18198-A	☆ 1956 - use on front and rear shock absorbers on all models - ☆ use to attach stabilizer bar to lower suspension arm - also serviced in 5-5495 kit ☆ 1957-58 - use on rear shock absorbers on models 56, 77	AR	All☆	56/58
MG 18198-A	☆ 1956 - (4) req'd. to attach rear shock absorber to stud and rear spring seat	AR	All☆ except 56, 57C, 63C, 76C, 77, 79	56/58
PB7M 18198-A	Heavy duty and export - @I-500939 ☆ 1957 - (4) req'd. - all except 56, 77 - export only ☆ 1958 - (4) req'd. - all except 56, 77 for front shock absorbers - export only ☆ 1958 - (2) req'd. - for front heavy duty shock absorber on models 57C, 63C, 76C ☆ 1958 - (4) req'd. - for rear shock absorbers on models 57C, 63C, 76C - export only ☆ 1959 - (4) req'd. - all except 56, 77 for front shock absorbers - export only ☆ 1957-58 (2) req'd. - for each rear shock absorber	AR	All☆	57/59
CONTINUED ON NEXT PAGE				

Shock Absorber

GROUP AND PART NUMBER	DESCRIPTION, SIZE, ETC.	NO. REQ'D	MODEL OR ENGINE CUBIC INCH DISPLACEMENT	YEAR 19__
18198 INSULATOR (FRONT & REAR SHOCK ABSORBER) CONTINUED				
COAA 18198-A	<ul style="list-style-type: none"> ☆ 1957 (4) req'd. - for front shock absorbers ☆ 1958 (4) req'd. - for front shock absorbers ☆ 1958 (4) req'd. - for rear shock absorbers on 57C, 63C, 76C models ☆ 1959 (2) req'd. - for each front shock absorber ☆ 1959 (4) req'd. - for each rear shock absorber ☆ 1959 (4) req'd. - for radiator supports 	AR	All☆	57/59
18199 SPACER (REAR SHOCK ABSORBER)				
PB8M 18199-A	Use with H/D shock absorber - ⊕I-502303	2	57C, 63C, 76C	58
18201 BUSHING (SHOCK ABSORBER MOUNTING)				
	See basic part number 18A007			
18220 SPACER (REAR SHOCK ABSORBER BRACKET)				
MG 18220-B	Upper	2	All except 56, 77	57/58
Accessories				
18233 BRACKET & WIRING (VANITY MIRROR LAMP)				
FEW 18233-A	Assembly - includes socket - located at glove compartment	1	All	58/59
18249 KIT (VANITY MIRROR) ACCESSORY				
BAE 18249-B	Glove compartment	1	All	57/58
18A257 BRACKET (AIR CONDITIONER MOTOR SUPPORT)				
B9MF 18A257-A	For hang-on A/cond.	2	All	59
18263 LENS (VANITY MIRROR LAMP)				
FEW 18263-A	Located at glove compartment box - plastic	1	All	58/59
18A266 CHASSIS (AUDIO)				
	See basic part number 19061			
18A270 SWITCH (HEATER TEMPERATURE)				
B9FM 18A270-A	For heater with manual controls and A/cond. except hang-on	1	All	59
18A318 MOTOR (AIR CONDITIONER & HEATER VACUUM CONTROL)				
FEW 12526-A	<ul style="list-style-type: none"> 1 - For heat temperature regulator on cars with A/cond. with vacuum controls 1 - For defroster door on cars with heater with vacuum controls 1 - For blower door on cars with heater with vacuum controls 	AR	All	58
FEW 12526-B	1 - For thermostat control on cars with A/cond. and vacuum controls	1	All	58
FEW 12526-C	<ul style="list-style-type: none"> 1 - For defroster on cars with A/cond. with vacuum controls 1 - For R.H. air vent on cars with heater with vacuum controls 1 - For L.H. air vent on cars with heater with vacuum controls 1 - For heat temperature regulator on cars with heater with vacuum controls 	AR	All	58
CONTINUED ON NEXT PAGE				

Accessories

GROUP AND PART NUMBER	DESCRIPTION, SIZE, ETC.	NO. REQ'D	MODEL OR ENGINE CUBIC INCH DISPLACEMENT	YEAR 19__
18A318 MOTOR (AIR CONDITIONER & HEATER VACUUM CONTROL) CONTINUED				
FEW 12526-D	1 - For blower door damper on cars with A/cond. with vacuum controls 1 - For evaporator damper on cars with A/cond. with vacuum controls	AR	All	58
B9MF 18A318-B	For defroster - heater with vacuum controls	1	All	59
COMF 18A318-A	For air blend door - heater and/or A/cond. with vacuum controls - ⊕B9FM-18A318-A	1	All	59
COMF 18A318-B	For damper door - A/cond. with vacuum controls - ⊕B9FM-18A318-B	1	All	59
COMF 18A318-C	For defroster - A/cond. with vacuum controls - ⊕B9FM-18A318-C	1	All	59
COMF 18A318-D	For R. H. vent - heater and/or A/cond. with vacuum controls - ⊕B9FM-18A318-D	1	All	59
COMF 18A318-E	For temperature control - A/cond. with vacuum controls - ⊕B9FM-18A318-E	1	All	59
COMF 18A318-F	For L. H. vent - heater and/or A/cond. with vacuum controls - B9MF-18A318-A	1	All	59
18A321 GASKET (HEATER AIR DAMPER DOOR)				
B9FM 18A321-A	For A/cond. except hang-on	2	All	59
B9FM 18A321-B	For A/cond. except hang-on - 4" x 4"	2	All	59
18A323 REINFORCEMENT (HEATER BLOWER MOTOR MOUNTING)				
	See basic part number 18591			
18A324 SEAL (BLOWER HEAT CHAMBER TO AIR CONDITIONER CHAMBER)				
B9FM 18A324-A	For A/cond. except hang-on	1	All	59
18333 KIT (REAR DOOR SAFETY LOCK)				
59MK 18333-A	⊕1010532	1	57, 58, 77	59
18342 KIT (TRAFFIC LAMP REFLECTOR) ACCESSORY				
BS 18342-C	Consists of the following - (a) ‡ (1) BS-15100-A reflector ‡ (1) BV-15104-A pad ‡ (1) BS-15105-A clevis (1) 352491-S screw (1) 353784-S13 screw (1) 353979-S screw ‡Detail of kit not serviced loose	1	All	56
352491-S	Screw-cr. rec. oval hd. -No. 8-15 x 1"-clevis to windshield garnish moulding	1	a	
353784-S13	Screw-cr. rec. oval hd. -No. 6-32 x 3/8"-reflector to clevis	1	a	
353979-S	Screw-cr. rec. oval hd. -No. 8-15 x 2-1/4"-clevis to moulding	1	a	
18A347 CLIP (HEATER REGULATOR CONTROL WIRE)				
B9MF 18A347-A	For heater with manual controls	1	All	59
18348 KIT (LITTER CONTAINER)				
B8A 18348-A	RED - ⊕BAF-12882-AA	1	All	58/59
B8A 18348-B	BLUE - ⊕BAF-12882-AB	1	All	58/59
B8A 18348-C	GOLD - ⊕BAF-12882-AC	1	All	58/59
B8A 18348-D	SILVER - ⊕BAF-12882-AD	1	All	58/59
B8A 18348-E	Consists of the following - ⊕MJK-12882-A (2) B8A-18348-C (2) B8A-18348-D (2) B8A-18348-A (2) B8A-18348-B	1	All	58/59

Accessories

GROUP AND PART NUMBER	DESCRIPTION, SIZE, ETC.	NO. REQ'D	MODEL OR ENGINE CUBIC INCH DISPLACEMENT	YEAR 19____
18350 KIT (LICENSE PLATE FRAME & WINDOW)				
BAF 18350-B	Silver frame only	1	All except 56, 77	57
		1	All	58
BAF 18350-C	Gold frame	1	All	58
BAF 18350-D	Silver	1	All except 56, 77	58
PB9M 18350-B	With window - gold plated - ⊕1014771	1	All	59
18358 KIT (COMPASS)				
FEK 18358-A	Consists of the following - ‡ (1) FDU-18351-A key ‡ (1) FDU-18358-B compass (1) FAA-18954 clamp ‡Detail of kit not serviced loose	1	All	56
59MK 18358-B	Consists of the following - ⊕B9MF-19A526-A (1) B9FK-19A527-A wire - compass lamp feed (1) B9MF-19A548-A compass - (1) 2703255 key (2) 52720-S13 screw - No.6-15 x 3/8" cross rec. pan hd. tap. (1) SK-B9MF-19A526-A - installation sheet	1	All	56/58
18B371 WIRING (IGNITION SWITCH TO HEATER SWITCH)				
B6MY 18B371-A	Heater switch to fuse panel - ⊕FEK-14310-A	1	All	56/57
18375 KIT (ENGINE COMPARTMENT LAMP) ACCESSORY				
FDU 18375-B	Consists of the following - (a) ‡(1) FDT-15702-A lamp (2) FAA-18954-A clamp (2) 32924-S8 screw (2) 34903-S8 lockwasher (1) installation sheet ‡ Detail of kit not serviced loose	1	All	56
FEK 18375-A		1	All	57
32924-S8	Screw-pan hd. tapping-No.10-12 x 1/2"- lamp to hood	2	a	
34903-S8	Lockwasher-No.10-lamp to hood	2	a	
18A378 BRACKET (HEATER TEMPERATURE REGULATOR CONTROL MOUNTING)				
B8MY 18A378-A	For heater and/or A/cond. w/vacuum controls - ⊕FEW-19212-B	1	All	58
18A388 GASKET (HEATER & AIR CONDITIONER BLOWER HOUSING TO DASH)				
B7MY 18A388-A	For heater and/or air conditioner - ⊕FEK-19028-A	1	All	57/58
B8MY 18A388-A	For heater and/or A/cond. w/vacuum controls - ⊕FEW-19028-A	1	All	58
B9MF 18A388-A	For all except one piece blower design - for A/cond. except hang-on	1	All	59
B9MY 18A388-A	Heater core to dash panel for heater and/or A/cond. - ⊕2701653, ⊕PB9M-19028-A	1	All	59
18400 KIT (REAR VIEW MIRROR INSIDE) ACCESSORY				
BAE 18400-B	Consists of the following - tilt type ‡(1) BAE-17702-B mirror - less arm (1) installation sheet ‡ Detail of kit not serviced loose	1	All	57
59EK 18400-A	⊕1017944 - non gear	1	All	57/58
B9EM 18400-A	Non-glare - standard on Park Lane	1	All	59
18A407 PANEL & PLATE (HEATER REGULATOR CONTROL)				
B8MY 18A407-A	Heater with climate dial - ⊕MED-2701373, ⊕PB8M-19060-B	1	All	58

Accessories

GROUP AND PART NUMBER	DESCRIPTION, SIZE, ETC.	NO. REQ'D	MODEL OR ENGINE CUBIC INCH DISPLACEMENT	YEAR 19__
18A448 OUTLET & FLANGE (HEATER DEFROSTER)				
B8MY 18A448-A	⊕FEK-19328-A	1	All	57/58
18456 BLOWER (HEATER)				
B9MF 18456-L	One piece design	1	All	59
18457 DUCT (HEATER INLET)				
B6A 18457-B	Funnel shaped - ⊕FDH-18457-A	1	All	56
FEK 18457-A		1	All	57
FEW 18457-B		1	All	58
18A465 COVER (HEATER TEMPERATURE REGULATOR CONTROL OPENING COVER)				
B8MY 18A465-A	Use when not equipped with heater or air/cond. - ⊕FEW-19357-B	1	All	58
18471 CHAMBER (HEATER PLENUM)				
FDT 18471-AP		1	All	56
FEW 18471-B	Heater - w/vacuum or manual controls on cars w/vacuum controls remove heater defroster door control bracket and drill necessary holes to mount vacuum motor	1	All	57/58
B9MF 18471-L	For heater	1	All	59
18472 HOSE (HEATER)				
FDR 18472-A	NS-hot water inlet and outlet - 38" long - cut from FDA-18472-A	2	All	56
FDA 18472-A	5/8" I. D. x 15/16" O. D. x 100 ft. long - with white stripe - heat and oil resistant	AR	All	56/59
FEW 18472-A	NS-37" long - for heater only - cut from FEW-18472-C	1	All except 58C, 64B	58
FEW 18472-B	NS-45" long - for air conditioner except hang-on - cut from FEW-18472-C	1	All except 58C, 64B	58
FEW 18472-C	59" long - use with heater and/or air conditioner except hang-on air conditioner	1	All except 58C, 64B	58
18476 CORE (HEATER)				
FAA 18476-A	2-1/2" x 9-5/8" x 6" (a)	1	All	56
FEK 18476-A	Heater only	1	All	57/58
FEK 18476-C	For air conditioner except hang-on	1	All	57/58
COMY 18476-A	For A/cond.	1	All	59
PB9M 18476-A	For heater - ⊕2701627	1	All	59
42067-S8	Screw-hex. hd. tap. -No. 10-12 x 1/2"-core to core case	4	a	
18489 CONNECTOR (HEATER BLOWER TO AIR DUCT)				
B6A 18489-A	3" x 3-13/32" x 6-1/4" long - ⊕FDR-18489-A	AR	All	56
FDK 18489-B	NS-5-1/4" long - cut from B6A-18489-A	1	All	56
FEK 18489-B	3-3/8" x 3-3/4" x 1-5/8" long	1	All	57/59
18490-1 NOZZLE (WINDSHIELD DEFROSTER)				
B5A 18490-A	Painted steel - outlet opening - 5-63/64" x 1/2" - ⊕FDK-18490-A	2	All	56
B5A 18490-B	Painted steel - outlet opening - 15/32" x 3-11/16" R. H. - ⊕FDK-19366-A	1	All	56
FEK 18490-A	R. H. - for air conditioner	1	All	57/58
PB7M 18490-A	R. H. - for heater and/or air conditioner	1	All	57/58

Accessories

GROUP AND PART NUMBER	DESCRIPTION, SIZE, ETC.	NO. REQ'D	MODEL OR ENGINE CUBIC INCH DISPLACEMENT	YEAR 19_____
18495 VALVE (HEATER WATER CONTROL)				
B5A 18495-A	High pressure - ⊕FEA-18495-A For air conditioner with 312 C. I. D. engine - (a)	1	All	56
	also used on 368 C. I. D. engine by removing water by-pass tube	1	312, 368	57
FEK 18495-A	☆ 1957 - use with heater for all models ☆ 1958 - use with Dole design heater only for all models with manual or vacuum controls	(a) 1	All☆	57/58
FEW 18495-A	Use w/heater and air conditioner except hang-on	1	All	58
PB9M 18495-A	For heater and/or A/cond. - ⊕2702605	1	All	59
359781-S	Nipple-3/8" x 3.62" pipe	1	a	
18502 VALVE (HEATER TEMPERATURE REGULATOR)				
B5A 18502-B	⊕FDK-18502-A	1	All	56
FEK 18502-B	For air conditioner and heater	1	All	57
B7A 18502-A	Used with Dole heater - ⊕FEG-18502-A	1	All	57/58
FEW 18502-B	For air conditioner with vacuum controls	1	All	58
18504 WHEEL (HEATER BLOWER)				
FAB 18504-A	4-1/4" dia. - clockwise rotation	1	All	56
FEK 18504-A	4-1/4" Inlet dia. clockwise rotation	1	All	57
FFA 18504-B	4-1/4" Inlet dia. clockwise rotation	1	All	58
B9FM 18504-A	For A/cond. except hang-on	1	All	59
PB9M 18504-A	Heater - ⊕2701452	1	All	59
18513 KNOB (HEATER BLOWER SWITCH)				
FEW 18513-A	Heater and air conditioner blower switch - color - black - with manual controls	1	All	58
FEW 18513-C		1	All	58
PB9M 18513-A	Use with heater and/or A/cond. with climate dial - ⊕2703736	1	All	59
PB9M 18513-B	With heater with manual controls - ⊕2700478	1	All	59
18518 CONTROL CABLE (HEATER TEMPERATURE)				
FDK 18518-B	47-9/16" long (b)	1	All	56
FEK 18518-A	(a)	1	All	57
FEK 18518-B	For air conditioner - 46-3/4" long (a)	1	All	57
FEW 18518-A	For heater - manual control (a)	1	All	58
PB9M 18518-A	49.25" long - for heater with manual controls - ⊕2702743 (1) for air control (1) for temperature control	AR	All	59
352531-S8	Bolt-hex. -hd. -No. 10-32 x 3/8"-attaches bowden wire of control to heater control wire clamp	1	b	
353261-S	Cable attaching clip	AR	a	
18519 KNOB (HEATER REGULATOR CONTROL)				
FAB 18519-B	Temperature control-oval shaped with letters "TEMP" on surface - also used with air conditioning	1	All except 76, 79	56
FAE 18519-AP	Heater regulator control - 29/32" dia. chrome capped - used with air conditioning	2	All except 76, 79	56
FDT 18519-C	Regulator control - 7/8" x 1/2"	4	All	56
FEK 18519-B	For roof front vent air control lever and heater Regulator control (a)	2	65, 75	57
	For air conditioner control assembly (a)	2	All	57

CONTINUED ON NEXT PAGE

Accessories

GROUP AND PART NUMBER	DESCRIPTION, SIZE, ETC.	NO. REQ'D	MODEL OR ENGINE CUBIC INCH DISPLACEMENT	YEAR 19__
18519 KNOB (HEATER REGULATOR CONTROL) CONTINUED				
FEW 18519-B	(2) for heater regulator control with heater with manual controls (2) for roof front vent air duct controls for 65A and 75A models	AR	All	58
PB9M 18519-A	Use with heater with manual controls - ⊕2703685	1	All	59
89731-S8	No. 8-36 x 1/4" screw-headless set-knob to lever	2	a	
18527 MOTOR (HEATER BLOWER)				
B6A 18527-D	12 volt - with (3) attaching wires - ⊕FDR-18527-A	1	All	56/57
B7A 18527-C	For air conditioner except hang-on-⊕FEG-19805-B	1	All	57/58
B8E 18527-B	For air conditioner and heater - ⊕COSF-18527-C	1	All	58
B9FM 18527-A	For heater	1	All	59
18541 SOCKET & WIRE (HEATER CONTROL LAMP)				
FDT 18541-A	6" long	2	All	56
FEG 18541-A	10" o/all length - use with heater with manual controls	1	All	58
FEW 18541-A	Use with heater and/or air conditioner with vacuum controls	1	All	58
18A542 CASE (HEATER CORE)				
B9MY 18A542-A	For heater - ⊕B9MF-18508-D	1	All	59
B9MY 18A542-B	For A/cond. except hang-on - ⊕B9MF-18508-E	1	All	59
18A544 HOUSING (HEATER BLOWER)				
B7MY 18A544-A	Use with manual controls - *For vacuum controls remove cable mounting bracket and drill (3) holes using vacuum motor mounting bracket as templet - ⊕FEW-18568-A	1	All*	58
18545 NUT (HEATER BLOWER SWITCH)				
FDU 18545-A	(1) for heater controls	1	All except 65A, 75A	57
18548 CONTROL CABLE (DEFROSTER)				
FDH 18548-A	26-1/2" long (b)	1	All	56
FEK 18548-A	For heater only (a)	1	All	57
FEK 18548-B	For air conditioner - 30-5/8" long (a)	1	All except 65, 75	57
FEK 18548-D	For air conditioner - 30" long (a)	1	65, 75	57
FEW 18548-A	For heater w/manual control (a)	1	All	58
B9FM 18548-A	32.50" long for heater with manual controls	1	All	59
352531-S8	Bolt-hex. -hd. -No. 10-32 x 3/8"-attaches bowden wire of control assy. to heater control wire clamp	1	b	
353261-S	Cable attaching clip	AR	a	
18549 LAMP HOUSE (HEATER & AIR CONTROLS)				
FEW 18549-G	Control assy. - marked "HEATER" at top - used with heater with vacuum control	1	All	58
18549 CONTROL (HEATER OPERATING)				
PB9M 18549-A	With heater with climate dial - ⊕2700846	1	All	59
18552 CONTROL (HEATER AIR)				
FEK 18552-A	For heater only (a)	1	All	57
FEK 18552-B	For air conditioner - 55-1/4" long (a)	1	All	57
FEW 18552-A	For heater with manual controls (a)	1	All	58
B9FM 18552-A	For heater with manual controls - 48.50" long	1	All	59
353261-S	Cable attaching clip	AR	a	

Accessories

GROUP AND PART NUMBER	DESCRIPTION, SIZE, ETC.	NO. REQ'D	MODEL OR ENGINE CUBIC INCH DISPLACEMENT	YEAR 19__
18556 HOSE (HEATER DEFROSTER)				
FDK 18556-A	NS-13" long - cut from FDU-18556-A	1	All	56
FDK 18556-B	NS-1-1/2" I.D. x 19" long - cut from FDU-18556-A	1	All	56
FDK 18556-C	2-1/2" I.D. x 20" long - driver side	1	All	56
FDK 18556-D	NS-9" long - passenger side - cut from FDK-18556-C	1	All	56
FDU 18556-A	24" long	AR	All	56
FEK 18556-A	Rubber - connects end nozzles to center nozzle	2	All	57/58
FEK 18556-C	Steel reinforced rubber - connects center nozzle to plenum chamber	1	All	57/58
PB8M 18556-A	21-3/4"- 22-1/4" long - for A/C except hang-on	2	All	58
18561 CONTROL (HEATER REGULATOR)				
FDK 18561-C	R. H.	(a) 1	All	56
FDK 18646-C	L. H.	(a) 1	All	56
PB7M 18561-A	R. H. - "OFF - HEATER - DEF"	1	65A, 75A	57
PB7M 18561-B	R. H. - "OFF - HEATER - DEF"	1	All except 65A, 75A	57
FEK 18646-B	L. H. - "OFF - THERMOSTAT - MAX"	1	65A, 75A	57
FEK 18646-C	L. H. - "OFF - THERMOSTAT - MAX"	1	All except 65A, 75A	57
FEW 18561-B	Heater with manual control	1	All	58
B9FM 18561-A	Manual controls - use on models built prior to 5-19-59	1	All	59
B9MF 18561-B	Manual controls - use on models built after 5-19-59	1	All	59
	50803-S8 Screw and washer cr. rec. pan hd. -No. 8-32 x 3/8"- control R. H. and L. H. to heater regulator housing assy. R. H. and L. H.	6	a	
18570 GASKET (HEATER TO DASH)				
FAA 18570-A		1	All	56
18572 CLAMP (HOT WATER HEATER HOSE)				
1C 18572-A	Stamped - 1C-A2 - adjustable	AR	All	56/59
18572 CLAMP (POWER BRAKE HOSE)				
1C 18572-A	(1) hose brake reservoir outlet to tube brake reservoir to booster (1) hose brake reservoir outlet to reservoir assy.	2	All	57
18578 SWITCH (HEATER)				
FDK 18578-B	With flat shaped mounting bracket	1	All	56
FEK 18578-A		1	All except 65A, 75A	57
FEK 18578-C	Used for air conditioner and heater	1	65A, 75A	57
FEW 18578-G	Heater with manual controls	1	All	58
FEW 18578-H	Includes wire assy. and terminals - heater and/or air conditioner with vacuum servo - use on models built prior to 4-1-58	1	All	58
FEW 18578-K	Use with vacuum control heater and/or air conditioner built after 4-1-58	1	All	58
FEW 18578-L	Use with manual control heater and/or air conditioner built after 4-1-58	1	All	58
B9FM 18578-B	Heater with manual controls	1	All	59
B9MF 18578-B	Use with heater and A/cond. with climate dial	1	All	59
18581 PLATE (HEATER MOTOR MOUNTING)				
FAB 18581-A		1	All	56
FEG 18581-A	For heater only	1	All	57/58
FEK 18581-D	For air conditioner except hang-on	1	All	57/58

Accessories

GROUP AND PART NUMBER	DESCRIPTION, SIZE, ETC.	NO. REQ'D	MODEL OR ENGINE CUBIC INCH DISPLACEMENT	YEAR 19__
18583 GASKET (HEATER BLOWER MOTOR MOUNTING)				
FDA 18583-A	1-7/16" I.D. x 2-5/16" O.D. - also used with air conditioning motor to plate for heater and/or A/cond.	1 2 1	All All except 76, 79 All	56/58 56 59
FDJ 18583-A	NS-Use FDA-18583-A for service	1	All	58
PB9M 18583-A	Plate to housing for heater and/or a/cond. - ⊕2703442	1	All	59
18584 CONNECTION (HEATER BLOWER DUCT TO AIR VALVE)				
FAA 18584-B	4" I.D. x 26" long	AR	All	56
FDH 18584-A	NS-6-3/8" extended length - cut from FAA-18584-B	1	All	56
18A585 PANEL (HEATER PLENUM CHAMBER) REAR				
B9MY 18A585-A	Heater - ⊕B9MF-19343-D	1	All	59
18591 REINFORCEMENT (HEATER BLOWER MOTOR MOUNTING)				
B9FM 18A323-A	For heater and/or A/cond.	1	All	59
18598 BEZEL (HEATER BLOWER SWITCH)				
FEK 18598-B		1	All except 65A, 75A	57
18599 ELBOW (HOT WATER HEATER RETURN)				
8M 18599	Use with air conditioner only	1	All	56
	Use with heater and/or air conditioner	1	All	57
	Nipple - for heater and/or A/cond.	1	All except 58C, 64B	58
		1	All	59
8A 18599	Used on models 65, 75 with 312 C. I. D. engine only	1	All	57
		1	58C, 64B	58
B7A 18599-B	90° angle - ⊕FEK-18588-A	1	312	57/59
FFA 18599-C	For heater and/or air conditioner	1	All	58
FEW 18599-C	For heater and/or air conditioner - 90° angle	1	All except 58C, 64B	58
		1	All except 312	59
18607 COVER (INSTRUMENT CLUSTER HEATER BLOWER SWITCH OPENING)				
FEK 18607-B	Not required when fresh air heater or when heater and air conditioning is installed	(a) 1	All except 65, 75, 76B Cruiser Conv.	57
41293-S8	Screw-No. 6-32 x 3/8"-fill. hd. tap-not required when fresh air heater or when heater and air conditioning is installed	6	a	
18608 SWITCH (RADIO FOOT CONTROL)				
FDU 18608-B		1	All	57/59
18611 KNOB (HEATER)				
FEK 18611-E	Air control - barrel shaped	(a) 2	All	57
FEK 18611-F	(1) air control - defroster (1) air conditioning (2) heater controls	(a) AR	All	57
FEW 18611-B	Air control - chrome - marked "AIR" - (2) without air conditioner (1) with air conditioner	AR	All	58
FEW 18611-C	Defroster air control - marked "DEF" - use only with air conditioner with manual control	1	All	58
89731-S8	No. 8-36 x 1/4" screw-headless set-knob to lever	2	a	
18A616 ADAPTOR (WINDSHIELD DEFROSTER TAKE-OFF)				
B7MY 18A616-A	For heater only - ⊕FEW-19378-A	1	All	57/58
B7MY 18A616-B	For air conditioner - ⊕FEW-19378-B	1	All	58

Accessories

GROUP AND PART NUMBER	DESCRIPTION, SIZE, ETC.	NO. REQ'D	MODEL OR ENGINE CUBIC INCH DISPLACEMENT	YEAR 19__
18A627 WIRING (HEATER SWITCH TO BLOWER SWITCH)				
B6MY 18A627-A	44-1/2" long - ⊕FEA-14309-A	1	All	56
B4MY 18A627-A	⊕FDC-14309-B	1	All	57
18631 MOTOR (REAR WINDOW DEFROSTER)				
FDU 18631-A		2	All except 76, 79	56
18A635 BRACKET (HEATER WATER CONTROL VALVE MOUNTING)				
B8MY 18A635-A	⊕FFA-14044-A	1	All	58
B9MY 18A635-A	For heater with manual controls - ⊕FEU-14044-A	1	312	59
COMF 18A635-A	Heater and/or A/cond. - (2) req'd. for heater - (1) req'd. for A/cond. - ⊕2702555, BPB9M-14044-A	AR	All	59
18A650 SPACER (HEATER PLENUM CHAMBER MOUNTING)				
B9MF 18A650-A	For extreme L. H. mounting bracket	1	All	59
18654 TUBE & BRACKET (HEATER WATER OUTLET)				
FEK 18654-B	For air conditioner (a)	1	368	57
354119-S	Connector-water pump body to heater outlet tube	1	a	
18A655 CONNECTOR (HEATER PLENUM CHAMBER TO DEFROSTER NOZZLE)				
B9MF 18A655-B	13-1/4" long - 4" oval - cut to size for a/cond. and heater	1	All	59
B9MY 18A655-A	4" long - for A/cond. except hang-on - ⊕2702207, BPB9M-19466-A	1	All	59
18658 SEAL (HEATER CORE TO CASE)				
FEK 18658-A	For air conditioner except hang-on	1	All	57
18663 TUBE (HEATER WATER OUTLET)				
B9FM 18663-A	For heater and/or A/cond. - ⊕2703374	1	All	59
18666 HOSE (HEATER CONTROL VACUUM SUPPLY)				
FEW 18666-A	NS-Used for heater w/vacuum controls - 45" long - cut from BAE-17580-H	1	All	58
FEW 18666-B	NS-Used for air conditioner w/vacuum controls - 38" long - cut from BAE-17580-H	1	All	58
FEW 18666-D	NS-For air conditioner and/or heater w/vacuum controls - 26-1/2" long - cut from BAE-17580-H	1	All	58
18678 BRACKET (HEATER WATER OUTLET TUBE)				
FEK 18678-B	For pre-charged A/cond.	1	368	57
18694 COVER (AIR CONDITIONER EVAPORATOR TEMPERATURE CONTROL THERMOSTAT)				
PB9M 18694-A	For A/cond. except hang-on - ⊕2702738	1	All	59
18705 CONNECTOR (DEFROSTER)				
FEK 18705-A	For air conditioner	1	All	57
18711 HOSE (CONNECTOR TO DEFROSTER NOZZLE)				
FEK 18711-B	For air conditioner and heater	1	All	57
18713 DUCT (PLENUM CHAMBER TO CONNECTOR)				
FEK 18713-B	For air conditioner and/or heater	1	All	57
18726 CLIP (HEATER DOOR)				
FAA 18726-A		1	All	56/58

Accessories

GROUP AND PART NUMBER	DESCRIPTION, SIZE, ETC.	NO. REQ'D	MODEL OR ENGINE CUBIC INCH DISPLACEMENT	YEAR 19__
18734 KIT (AIR CONDITIONER AIR INLET DUCT DOOR)				
58MK 18734-A	For air conditioner except hang-on - Consists of the following - (1) MED-FEW-18734-A shaft (1) FEK-19146-B spring	1	All	58
18738 PLATE (HEATER TEMPERATURE REGULATOR VALVE BAFFLE)				
FEK 18738-C	For air conditioner	1	All	57/58
18741 HOSE (EVAPORATOR CASE TO DEFROSTER NOZZLE)				
FEK 18741-B	For air conditioner	1	All	57/58
18753 CLAMP (AIR CONDITIONER & HEATER AIR INLET DUCT SLEEVE)				
FEK 18753-A	4" Square - used with air conditioner	1	All	57
FEW 18753-A	3-31/32" x 13/16" Square type	1	All	58
B9MF 18753-A	For A/cond. except hang-on	1	All	59
18757 HOSE (AIR CONDITIONER EVAPORATOR TO LOWER PRESSURE VALVE)				
FEK 18757-D	Non pre-charged	1	312	57
FEK 18757-E	Hang-on type	1	312	57
18759 FLANGE (AIR CONDITIONER AIR INLET DUCT TO DASH PANEL)				
FEK 18759-B	For air conditioner	1	All	57
FEW 18759-B	For air conditioner except hang-on	1	All	58
PB9M 18759-A	⊕2704297	1	All	59
18781 TUBE (AIR CONDITIONER DEHYDRATOR TO LIQUID INDICATOR)				
FEK 18781-B	Non pre-charged	1	All	57
18797 RETAINER (AIR CONDITIONER EVAPORATOR FILTER)				
FEG 18797-A		1	All	57/58
18799 SPRING (RADIO ANTENNA SWITCH ANTI-RATTLE)				
FEK 18799-A		2	All	57/58
18805 KIT (RADIO RECEIVER)				
FEW 18805-AB	Signal seeking	1	All	58
FEW 18805-AC	Standard	1	All	58
B9MF 18805-B	Standard push button	1	All	59
COMP 18805-F	Signal seeking	1	All	59
18806 BEZEL (RADIO CONTROL)				
PB9M 18806-A	Without switch opening - ⊕2703843	1	All	59
18808 SPEAKER (RADIO)				
FDT 18808-A	Front	1	All	56/59
FEK 18808-A	P. M. front	1	All	57/58
18A809 GEAR & PULLEY (RADIO ANTENNA CONTROL CABLE)				
B8LY 18A809-B	⊕FFC-14862-C	1	All	58
18811 SUPPRESSOR (IGNITION COIL TO DISTRIBUTOR)				
FFC 18811-B	Used with radio	1	All	56 & 59
		1	All except 312	58
18811 WIRE (COIL TO DISTRIBUTOR)				
FEK 18811-A	High tension - 16-1/4" long	1	368	57
8EL 12298	High tension - 7-1/2" long - without radio	1	312	57
FFC 12298-A	Coil to distributor - high tension - 11-3/4" long	1	383, 430	58

Accessories

GROUP AND PART NUMBER	DESCRIPTION, SIZE, ETC.	NO. REQ'D	MODEL OR ENGINE CUBIC INCH DISPLACEMENT	YEAR 19__
18812 CABLE (RADIO ANTENNA LEAD-IN)				
FDU 18812-A	Electric antenna	1	All	56
FEK 18812-A	For electric antenna	1	All	57
FEM 18812-A	For manual antenna	1	All	57/58
FFA 18812-A	For electric antenna	1	All	58
PB9M 18812-A	For manual front antenna 59.50" long - Ⓢ2702818	1	All	59
18813 ANTENNA (RADIO)				
FDK 18813-A	Manual	1	All	56
MHK 18813-A	Kit - dual antenna - rear - consists of the following: (1) FEK-18813-F antenna R. H. (1) FEK-18838-B antenna L. H.	1	All	57/59
PB9M 18813-B	Manual - Ⓢ2702816	1	All	57/59
18817 KNOB (AIR CONDITIONER CONTROL)				
FEK 18817-A	Hang-on air conditioner	2	All	57/58
18817 KNOB (RADIO CONTROL)				
FDT 18817-A	Volume and tuning	2	All	56
FEK 18817-A	(1) For radio volume control for 1957 (1) For radio tuning control for 1957 std. radio	AR	All	57/58
FEW 18817-B	☆(1) For signal seeking radio ☆(2) For standard push button radio	1-2	All☆	58
PB9M 18817-A	Volume and tuning - Ⓢ2701318	2	All	59
18824 KNOB (RADIO TUNING CONTROL)				
FEK 18824-A	Used w/signal seeking radio-receiver tuning control	1	All	57
FEW 18824-B	Used w/signal seeking radio-tuning control	1	All	58
18828 ANTENNA (RADIO)				
FEK 18828-C	Less bushing and nut - R. H. For L. H. installation remove lead in cable	1 AR	All except 56,77 All except 56,77	57/58 59
18830 DISC (RADIO TONE CONTROL)				
FDT 18830-A		2	All	56
FEK 18830-A		1	All	57
FEG 18830-A		2	All	58
PB9M 18830-A	Ⓢ2702554	2	All	59
18832 CONDENSER (RADIO VOLTAGE REGULATOR)				
FAA 18832-A		1	All	56/58
18843 BULB (RADIO PILOT LIGHT)				
B9FM 18843-A	12 volt with standard push button radio receiver	1	All	59
18858 BRACKET (RADIO REAR SEAT SPEAKER)				
PB9M 18858-A	Also serviced in 18875 kit - Ⓢ2702971	1	56,77	59
18863 SWITCH & KNOB (RADIO ANTENNA)				
FDT 18863-A		1	All	56
FEK 18863-B	Used with electric antenna (a)	1	All	57/58
44707-S	Washer-flat-5/32" I.D. x 5/16" O.D.	1	a	
18865 NUT (ANTENNA DOME)				
FDU 18865-B	23/32" I.D. x 1-9/16" - electric antenna	1	All	56/57

Accessories

GROUP AND PART NUMBER	DESCRIPTION, SIZE, ETC.	NO. REQ'D	MODEL OR ENGINE CUBIC INCH DISPLACEMENT	YEAR 19__
18875 KIT (RADIO REAR SEAT SPEAKER)				
FEK 18875-C	Consists of the following - Coaxial (1) FDK-14571-A wire (1) FEK-18971-A speaker (4) 33900-S8 nut (4) 359282-S100 clip (1) installation sheet	(a) 1	All except 56, 58C, 64B, 76, 77	57/58
		1	All except 56, 76, 77	59
COMY 18875-A	Consists of the following - Standard (4) 45172-S2 screw (4) 50514-S8 screw (4) 357849-S100 "T" bolt (4) 372036-S7 wing nut (1) SK-COMF-18875-B installation sheet (1) FDK-14571-A wire (1) COMF-18971-A speaker or COLF-18808-A (1) SK-B9FK-18875-A instruction sheet	1	All except 56, 76, 77	57/59
B8E 18875-A		1	58B, 64C	58
COMF 18875-A		1	56, 77	59
PB9M 18875-A	Standard - ⊕2702846	1	All except 56, 76, 77	59
33900-S8	Nut-wing-No. 8-32 grille & speaker to package tray panel	4	a	
18888 SUPPORT (RADIO RECEIVER) REAR R.H.				
FEK 18888-A	For L.H. see 18890	1	All	57/58
18889 GASKET (RADIO REAR SEAT SPEAKER)				
FEK 18889-A	.980/1.080" thick	1	57B, 58B, 63B	57
PB9M 18889-A	⊕2702933	1	All except 56, 77	59
18890 SUPPORT (RADIO RECEIVER) REAR L.H.				
FEK 18890-A	For R.H. see 18888	1	All	57/58
18897 INSULATOR (ANTENNA)				
FDU 18897-D	Electric antenna	1	All	56/57
18898 GASKET (ANTENNA)				
FDU 18898-D	Oval shaped - electric antenna	1	All	56/57
18A900 WIRING (RADIO RECEIVER TO REAR SEAT SPEAKER)				
B0MY 18A900-A	⊕0M-14571	1	All except 76, 79	56
		1	All except 56, 76, 77	57/59
B8LY 18A900-A	⊕FFC-14571-A	1	56, 77	58/59
18912 GROMMET (ANTENNA LEAD-IN SEAL)				
FEK 18912-A		1	All	56/59
18922 STANCHION (RADIO ANTENNA)				
FAA 18922-B		1	All	56
18926 BEZEL (RADIO ANTENNA CONTROL)				
FEK 18926-B		1	All	57/58
18939 BRACKET (ANTENNA MOUNTING)				
FEW 18939-B	NS-Improvise locally	1	All	58

Accessories

GROUP AND PART NUMBER	DESCRIPTION, SIZE, ETC.	NO. REQ'D	MODEL OR ENGINE CUBIC INCH DISPLACEMENT	YEAR 19__
18954 CLAMP (RADIO ANTENNA HOSE)				
FAA 18954-A	Strap-7" long - also serviced in 11508, 17503, 19568, and 19700 kits (1) to attach windshield wiper washer feed wire to instrument panel (1) for back-up lamp switch wiring to instrument panel (3) for windshield washer kit (2) for auxiliary starter (2) for heater (1) for attaching automatic throttle control wiring vacuum pump to intake manifold tube (2) distributor spark plug wire (AR) for multiluber, radio, power windows and O/drive wiring (1) for air conditioning blower feed wiring instrument panel	AR	All	56/59
18966 GROMMET (ANTENNA BRACKET)				
FDU 18966-A	Electric antenna	1	All	56/57
18968 SPACER (RADIO ANTENNA SWITCH MOUNTING) R. H.				
FEK 18968-B	For L. H. see 19022	1	All	57/58
18971 SPEAKER (RADIO REAR SEAT)				
FDU 18971-B	6" x 9"	1	All except 56,76,77	57/59
18974 BAFFLE (RADIO SPEAKER)				
FEK 18974-A		1	All	57
FEW 18974-A		1	All	58
18976 GRILLE & SCREEN (RADIO REAR SEAT SPEAKER)				
FDT 18976-AP		1	All except 76, 79	56
18981 WIRING & SOCKET (INSTRUMENT PANEL ASH RECEPTACLE LAMP)				
FEK 18981-A		(a) 1	All	57/59
	Also used with speed warning control	1	All	59
B6A 13466-B	Bulb - @FDU-15021-A	1	a	
18987 CLAMP (RADIO ANTENNA GROUND)				
FEK 18987-C		1	All	57
FEW 18987-B	Electric - round type	1	All	58
FFA 18987-A	Electric - flat type	1	All	58
18998 WIRE (ANTENNA SWITCH FEED)				
FDT 18998-A	24-3/4" long	1	All	56
FEL 18998-A	27" long	1	All	57
19022 SPACER (RADIO ANTENNA SWITCH MOUNTING) L. H.				
FEK 19022-A	For R. H. see 18968	1	All	57/58
19041 MAST (HOUSING & CONTACT ANTENNA)				
FFA 19041-A	Electric	1	All	58
19061 CHASSIS (AUDIO)				
B9MF 18A266-A	For signal seeker radio	1	All	59
19062 BAFFLE PLATE & GASKET (AIR CONDITIONER & HEATER)				
FEW 19062-A		1	All	58

Accessories

GROUP AND PART NUMBER	DESCRIPTION, SIZE, ETC.	NO. REQ'D	MODEL OR ENGINE CUBIC INCH DISPLACEMENT	YEAR 19__
19063 PANEL & PLATE (AIR CONDITIONER REGULATOR CONTROL)				
PB8M 19063-B	Air conditioning with climate dial - ⓈMED-2701370	1	All	58
19075 CABLE (HEATER & AIR CONDITIONER AIR CONTROL)				
FEK 19075-A	For air conditioner - 27-1/16" long	(a) 1	All	57
353261-S	Cable attaching clip	AR	a	
19093 HOUSING (RADIO ANTENNA ACTUATOR)				
FEK 19093-A		1	All	57
19094 COVER (RADIO ANTENNA ACTUATOR HOUSING)				
FEK 19094-A		1	All	57
FFC 19094-A		(a) 1	All	58
358500-S	Screw & washer-fill.hd. - No. 10-24 x 3/8"-attaches cover & retainer to base	1	a	
19095 HOUSING (RADIO ANTENNA MAST)				
FEK 19095-A		1	All	57
19097 ADAPTOR (RADIO REAR SEAT SPEAKER)				
FEK 19097-A	Includes FEK-19026-A with attaching screws	1	65,75	57/58
19103 BEZEL (RADIO ANTENNA) ELECTRIC				
FEK 19103-A		1	All	57
FEK 19103-B		1	All	58
19104 RETAINER (ANTENNA CONTROL CABLE)				
FDU 19104-A		1	All	56
FEK 19104-A	Used with electric antenna	1	All	57
FFC 19104-B	Electric	(a) 1	All	58
358500-S	Screw & washer-fill.hd. - No. 10-24 x 3/8"-attaches cover & retainer to base	1	a	
19105 DRIVE (RADIO ANTENNA ACTUATOR)				
FDU 19105-A		1	All	56
FEK 19105-A	Used with electric antenna	1	All	57
19107-9 MAST (RADIO ANTENNA)				
FDU 19107-A	Center	1	All	56
FDU 19108-A	Inner	1	All	56
FDU 19109-A	Outer	1	All	56
FEK 19107-A	Center	1	All	57
FEK 19108-A	Inner - with cable attached	1	All	57
FEK 19109-A	Outer	1	All	57
19110 INSULATOR (RADIO ANTENNA MAST)				
FEK 19110-A		1	All	56
	Used with electric antenna	1	All	57
19112 MOTOR (RADIO ANTENNA DRIVE)				
FEK 19112-A		1	All	57
FEW 19112-B		1	All	58
19113 MOTOR (ANTENNA DRIVE)				
FDU 19113-A		(a) 1	All	56
353077-S	Ball-steel-5/32"-armature	1	a	
19114 SLEEVE (RADIO RECEIVER SUPPORT)				
FEK 19114-A		1	All	57/58

Accessories

GROUP AND PART NUMBER	DESCRIPTION, SIZE, ETC.	NO. REQ'D	MODEL OR ENGINE CUBIC INCH DISPLACEMENT	YEAR 19__
19116-7 INSULATOR (ANTENNA MOTOR COVER)				
FDU 19116-A	Upper	1	All	56
FDU 19117-A	Lower	1	All	56
19118 SPRING (ANTENNA DRIVE TENSION)				
FDU 19118-A		1	All	56
FFC 19118-A		1	All	58
19119 CONNECTOR & COLLAR (AIR CONDITIONER AIR RETURN DUCT)				
FEK 19119-C		1	All	57/58
19120 WASHER (ANTENNA CENTER MAST STOP)				
FDU 19120-A		1	All	56
19121 RETAINER (RADIO ANTENNA DRIVE TENSION SPRING)				
FDU 19121-A		1	All	56
FEK 19121-A		1	All	57
19126 NUT (ANTENNA MAST)				
FDU 19126-A		1	All	56
19127 HOSE				
FEK 19127-C	Oil separator to compressor - non pre-charged	1	368	57
FEK 19127-D	Oil separator to compressor - pre-charged	1	368	57
19145 SUPPORT (REGISTER WINDSHIELD GARNISH CENTER MOULDING)				
FEK 19145-A	For air conditioner except hang-on	2	All	57
19146 SPRING (BLOWER DAMPER DOOR AIR INLET)				
FEK 19146-B		1	All	57/58
19151 INSULATOR (RADIO ANTENNA CENTER MAST STOP)				
FEK 19151-A		1	All	57
19161 LEVER (TEMPERATURE CONTROL)				
PB7M 19161-A	R. H. - for air conditioner - cooling	1	65,75	57
PB7M 19161-B	R. H. - for air conditioner - cooling	1	All except 65,75	57
19162 SEAL (AIR CONDITIONER REGISTER WINDSHIELD GARNISH MOULDING) CENTER				
FEK 19162-A		2	All	57/58
19162 SEAL (BLOWER HEAT CHAMBER TO AIR CONDITIONING CHAMBER)				
PB9M 19162-A	For heater and/or A/cond. - @2700670	1	All	59
19188 HOUSING (HEATER REGULATOR CONTROL)				
FDT 19188-A	R. H.	1	All	56
FDT 19193-A	L. H.	1	All	56
19200 SHUTTER (AIR CONDITIONER REGISTER) R. H.				
FEK 19200-B	For air conditioner except hang-on - for L. H. application see 19238	3	All	57
19214 HOUSING (HEATER REGULATOR CONTROL LAMP)				
FDK 19214-B		(a) 1	All	56
42723-S8	Screw and washer hex. hd. -No. 8-32 x 5/8"- housing to heater regulator control and housing assy. R. H. and L. H.	2	a	
19218 HOUSING (HEATER BLOWER)				
FDH 19218-A	With bracket assy.	1	All	56

Accessories

GROUP AND PART NUMBER	DESCRIPTION, SIZE, ETC.	NO. REQ'D	MODEL OR ENGINE CUBIC INCH DISPLACEMENT	YEAR 19__
19234 REGISTER (WINDSHIELD)				
FEK 19234-BP	For air conditioner except hang-on	1	All	57
19234-5 REGISTER (AIR CONDITIONER EVAPORATOR)				
	See basic part number 19A671			
19238 SHUTTER (AIR CONDITIONER REGISTER) L. H.				
FEK 19238-B	For air conditioner except hang-on - for R. H. application see 19200	3	All	57
19246 KIT (CURB SIGNAL) ACCESSORY				
BY 19246-A		1	All	56/59
19254 CONTACT (ANTENNA GROUND)				
FDU 19254-B		1	All	56
19256-7 MOULDING (REGISTER WINDSHIELD GARNISH END)				
FEK 19256-AP	R. H. - for air conditioner except hang-on	1	All	57
FEK 19257-AP	L. H. - for air conditioner except hang-on	1	All	57
19258 MOULDING (REGISTER WINDSHIELD GARNISH) CENTER				
FEK 19258-BP	For air conditioner except hang-on	1	All	57
FEW 19258-AP	For air conditioner except hang-on	1	All	58
19306 CLAMP (AIR RETURN DUCT)				
B7A 19306-A	For air conditioner except hang-on - ⊕FEG-19306-A	1	All	57/58
19309 SWITCH (AIR CONDITIONING CONTROL BLOWER)				
FEK 19309-A	Hang-on type (3) terminals - 2-5/64" o/all length	1	All	57/58
19366-7 NOZZLE (WINDSHIELD DEFROSTER)				
FFA 19366-A	R. H. - outer for heater and/or air conditioner	1	All	57/58
FFA 19367-A	L. H. - outer for heater and/or air conditioner	1	All	57/58
19416 BRACKET (WINDSHIELD DEFROSTER CONTROL CABLE)				
FEK 19416-A	Air conditioner except hang-on *Must be used when Plenum chamber assy. (vacuum servo) is installed on cars with manual controlled air conditioner	1	All	57*/58
19460 SEAL (HEATER WATER CONTROL VALVE)				
B7A 19460-A	⊕FEG-19460-A	1	All	57/58
19470 GASKET (EVAPORATOR TRIM COVER)				
PB7M 19470-A		1	All	57
19473 WELT (AIR CONDITIONER WINDSHIELD GARNISH END MOULDING)				
FEK 19473-A		1	All	57/58
19485 PAD (AIR CONDITIONER REFRIGERANT TUBES SHOCK)				
PB9M 19485-A	⊕2702789	1	All	59
19499 WELT (REGISTER GARNISH CENTER MOULDING)				
FEK 19499-A	For air conditioner except hang-on	1	All	57/58
19500 TOUCH UP PAINT (6 OZ. SPRAY CAN) (REFER TO PARTS & ACCESSORIES STOCK ORDER PAD FOR COLOR SELECTION & ORDER REQUIREMENTS ACCORDINGLY)				
19502 TOUCH UP PAINT (1 OZ. TUBE) (REFER TO PARTS & ACCESSORIES STOCK ORDER) PAD FOR COLOR SELECTION & ORDER REQUIREMENTS ACCORDINGLY)				

Accessories

GROUP AND PART NUMBER	DESCRIPTION, SIZE, ETC.	NO. REQ'D	MODEL OR ENGINE CUBIC INCH DISPLACEMENT	YEAR 19__
19B503 WIRING (POWER LUBRICATION)				
B6MY 19B503-A	⊕FDT-19571-C	(a) 1	All	56
B7MY 19B503-A	⊕FEK-19571-B	(a) 1	All	57
B8MY 19B503-A	⊕FEW-19571-A	(a) 1	All	58
354778-S	Nut-hex. -No. 5-40-wiring to pump	2	a	
19509 GASKET (POWER LUBRICATION)				
LD 19509-A	Vacuum cylinder to body	1	All	56/57
19B527 LAMP ASSEMBLY (LUGGAGE COMPARTMENT)				
B6MY 19B527-A	⊕FDT-13506-A	1	All except 79	56
B7MY 19B527-A	Assembly - includes socket and wire - bulb and lens - this assembly used with plate FEK-13521-A ⊕FEK-13506-A	1	All except 56, 77	56/59
O9B 13466-A	Bulb - 12 volt S.C. - 4 C.P. - used with FEK-13506-A	1	All except 56, 77	57/58
19531-3 ADAPTOR (POWER LUBRICATION)				
MC 19531-A	Straight snap on type	AR	All	56/58
MC 19533-A	90° snap on type	AR	All	56/58
19A531 HARNESS (POWER LUBRICATION) MAIN				
B5MY 19A531-A	⊕MC-19569-E	1	All	56
B7MY 19A531-A	9 Line harness - use with LD-19567-A repair kit when 10-11 or 12 line harness is necessary - ⊕MG-19569-F	(a) 1	All	57
B8MY 19A531-A	Main assembly - 11 lines - ⊕MK-19569-J	(a) 1	All	58
B8MY 19A531-B	Main assembly - 9 lines - ⊕MK-19569-K	(a) 1	All	58
87924-S	Fitting	AR	a	
359599-S	Clip-harness	AR	a	
19536 BODY (POWER LUBRICATION)				
LD 19536-A		1	All	56/58
19537 BRACKET (MULTIPLE LUBRICATOR PUMP MOUNTING)				
B8E 19537-A	⊕LE-19537-A	1	All	56/58
19538 CYLINDER (POWER LUBRICATION VACUUM)				
LD 19538-A		1	All	56/58
19543 ADAPTOR (POWER LUBRICATION)				
LD 19543-A	Cylinder to vacuum supply hose	1	All	56/58
19A549 TISSUE DISPENSER				
B6LY 19A549-A	⊕BY-18261-A	1	All	56/58
19A551 MEDALLION (AIR CONDITIONER REGISTER)				
B9FM 19A551-A		1	All	59
19553 ADAPTOR (POWER LUBRICATION)				
LD 19553-A	Grease filler - upper	(a) 1	All	56/58
354790-S	Washer-flat-1/2"-adaptor upper to grease lower	1	a	
354832-S	Washer-flat-1/2"-adaptor upper to grease supply	1	a	
358636-S	Plug-1/4"-24-to plug outlet to cylinder assy.	AR	a	
358637-S	Plug-1/4"-28-to plug outlet in cylinder assy.	AR	a	

Accessories

GROUP AND PART NUMBER	DESCRIPTION, SIZE, ETC.	NO. REQ'D	MODEL OR ENGINE CUBIC INCH DISPLACEMENT	YEAR 19_____
19A563 VALVE (AIR CONDITIONER & HEATER VACUUM CHECK)				
B9KF 19A563-A	For heater & A/cond. with vacuum controls - located in reserve tank to manifold line - alternate with B9KF-19A563-B	1	All	59
B9MF 19A563-A	For heater and A/cond. with vacuum controls - located in reserve tank to manifold line - alternate with B9KF-19A563-A for heater with manual controls	1	All	59
B9MF 19A563-B	For heater and A/cond. with vacuum controls - located in reserve tank to manifold line - for cars incorporating 1/4" vacuum hose	1	All	59
19564 PUMP & HARNESS (POWER LUBRICATION)				
MC 19564-A	NS-service details	1	All	56
MC 19564-B	NS-used with auto.trans. and std.steering - service details	1	All	56
MC 19564-C	NS-used with std.trans. and P/S service details	1	All	56
MC 19564-D	NS-used with std.trans. and std.steering - service details	1	All	56
19A566 TANK & BRACKET (VACUUM RESERVE)				
COMF 19A566-A	For heater and/or A/cond. with vacuum controls - for cars incorporating 1/4" vacuum hose - alternate with COMF-19A566-B	1	All	59
COMF 19A566-B	For heater and/or A/cond. with vacuum controls - for cars with 1/4" vacuum hoses - alternate with COMF-19A566-A	1	All	59
MED 11429-A	For heater and/or A/C with vacuum controls	1	All	59
19567 KIT (POWER LUBRICATION) REPAIR				
LD 19567-A		(a)	AR All	56/58
354750-S	Union - use for line repair		AR a	
19568 KITS (POWER LUBRICATION) ACCESSORY				
MG 19568-A	Used for auto. trans. with P/S - also used with supplemental kits for the following - std. trans. with P/S - with MG-19568-D auto. trans. with std. steering - with MG-19568-E std. trans. with std. steering - with MG-19568-F	1	All	57
MK 19568-J	Basic kit for all models - used with auto. trans. and P/S - used with the following - std. trans. and P/S - MK-19568-M auto. trans. and std. steering - MK-19568-N std. trans. and std. steering - MK-19568-R	1	All	58
MK 19568-M	Std. trans. and P/S - used with MK-19568-J	1	All	58
MK 19568-N	Auto.trans.and std.steering-used with MK-19568-J	1	All	58
MK 19568-R	Std.trans. and std.steering - used with MK-19568-J	1	All	58
19A568 PLATE (AIR CONDITIONER INSTRUMENT PANEL REGISTER)				
B9FM 19A568-A	For A/cond. except hang-on	1	All	59
19576 SPACER (MULTIPLE LUBRICATOR)				
FDL 19576-A	Control - used as A/cond. compressor mounting bracket spacer	AR	All	56/59
19577 LUBRICANT (MULTIPLE LUBRICATOR)				
LE 19577-A	7 oz. can	AR	All	57/58
19A584 CONNECTOR (AIR CONDITIONER BLOWER TO EVAPORATOR)				
B9FM 19A584-A	For A/cond. except hang-on	1	All	59

Accessories

GROUP AND PART NUMBER	DESCRIPTION, SIZE, ETC.	NO. REQ'D	MODEL OR ENGINE CUBIC INCH DISPLACEMENT	YEAR 19__
19593 INDICATOR (POWER LUBRICATION) GREASE				
LD 19593-A		1	All	56/58
19A593 SEAL (AIR CONDITIONER HOSE COUPLING)				
FFC 19A593-B	7/8" O.D. -flat-also serviced in HJK-14937-A kit	1	All	58/59
19594 STRAP (POWER LUBRICATION HARNESS)				
LD 19594-A	Neoprene	8	All	56/58
19596 CONTACT (POWER LUBRICATION INDICATOR)				
MC 19596-C	10 Outlets - use with std. trans. and P/S	(a) 1	All	56/58
MC 19596-D	12 Outlets - use with std. trans. and std. steering	(a) 1	All	56/58
LD 19596-A	11 Outlets - use with std. trans. and P/S or auto. trans. and std. steering	(a) 1	All	57/58
MG 19596-A	9 Outlets - use with auto. trans. and power steering	(a) 1	All	57/58
354789-S	Washer-flat-5/16"contact to cylinder assy.	1	a	
19A598 PLATE (AIR CONDITIONER BLOWER MOTOR MOUNTING)				
B9FM 19A598-A	For A/cond. except hang-on - use for all except one piece blower design	1	All	59
B9MF 19A598-B	For one piece blowers only	1	All	59
19599 STRAP (POWER LUBRICATION HARNESS)				
B8E 19599-A	4-5/8" long - ⊕LD-19599-A	AR	All	57/58
19600 SEPARATOR (COMPRESSOR SUCTION LINE)				
FEK 19600-C	W/bracket - non pre-charged - also used with all hang-on units	(a) 1	368	57
FEK 19600-E	W/bracket - pre-charged	(a) 1	368	57
354078-S	Gasket-flared tube-5/8"-separator to low pressure valve	1	a	
19601 BUTTON (POWER LUBRICATION STRAP)				
LD 19601-A		23	All	56/58
19A604 HOSE (AIR CONDITIONER EVAPORATOR TO REGISTER)				
B9FM 19A604-A	For A/cond. except hang-on	1	All	59
19605 TUBE (EVAPORATOR TO LOW PRESSURE VALVE)				
FEK 19605-A	For non pre-charged air conditioner	1	368	57
FEK 19605-B	For hang-on air conditioner	1	312	57
19A610 BRACKET (AIR CONDITIONER INSTRUMENT PANEL REGISTER MOUNTING)				
B9MF 19A610-A		1	All	59
19A612 PANEL (AIR CONDITIONER EVAPORATOR CASE) REAR				
B9MF 19A612-A	For a/cond. except hang-on	1	All	59
19A613 GASKET (AIR CONDITIONER EVAPORATOR HOSE)				
B9MF 19A613-A	For A/cond. except hang-on	1	All	59
19614 GUARD (INSTRUMENT PANEL CONTROL IGNITION)				
FEK 19614-A	Aluminum	1	All except 65A, 75A, 76B Cruiser Conv.	57

Accessories

GROUP AND PART NUMBER	DESCRIPTION, SIZE, ETC.	NO. REQ'D	MODEL OR ENGINE CUBIC INCH DISPLACEMENT	YEAR 19__
19618 THERMOSTAT (AIR CONDITIONER EVAPORATOR TEMPERATURE CONTROL)				
FEK 19618-B	For air conditioner except hang-on	1	All	57
FEK 19618-C	For hang-on air conditioner	1	All	57/58
FEW 19618-A	For air conditioner with vacuum servo controls	1	All	58
FEW 19618-B	For air conditioner with vacuum controls	1	All	58
B9MF 19618-A	For A/cond. except hang-on	1	All	59
B9MF 19618-B	For hang-on A/cond.	1	All	59
19A626 CASE (AIR CONDITIONER EVAPORATOR)				
	See basic part number 19A785			
19A629 PANEL (AIR CONDITIONER EVAPORATOR CASE) FRONT				
B9MF 19A629-A	A/cond. except hang-on	1	All	59
19630 VALVE & BRACKET (CONDENSER HIGH PRESSURE)				
FEK 19630-B	For air conditioner - non pre-charged	1	All	57
FEK 19630-D	For air conditioner - pre-charged	1	All	57
19A634 CLAMP (AIR CONDITIONER EVAPORATOR EXPANSION VALVE BULB)				
B8MY 19A634-A	For A/cond. except hang-on - ⊕FET-14148-A	1	All	58/59
19636 REGISTER & DUCT (AIR CONDITIONER INSTRUMENT PANEL)				
B9MF 19636-A		1	All	59
19A637 BRACKET (AIR CONDITIONER EVAPORATOR TO INSTRUMENT PANEL MOUNTING)				
B9MF 19A637-A	For hang-on A/cond.	2	All	59
19A639 BRACKET (AIR CONDITIONER EVAPORATOR CASE SUPPORT)				
B8MY 19A670-A	Right side - ⊕FEW-14072-A	1	All	58
B8MY 19A639-A	Left side - ⊕FEW-14073-A	1	All	58
19A640 KNOB (AIR CONDITIONER CONTROL)				
B9MF 19A640-A	For hang-on A/cond.	2	All	59
19A642 SWITCH (AIR CONDITIONER CONTROL)				
B9MF 19A642-A	For hang-on A/cond.	1	All	59
19A643 FAN (AIR CONDITIONER EVAPORATOR)				
B7MY 19A643-A	For hang-on - air conditioner - ⊕FEK-12671-A	1	All	57/58
19A646 PLATE (AIR CONDITIONER EVAPORATOR TRIM)				
B9MF 19A646-A	4" x 14" - for hang-on A/cond.	1	All	59
19A647 PLATE (AIR CONDITIONER CONTROL PANEL TRIM)				
B9MF 19A647-A	1" x 1-3/4" - for hang-on A/cond.	1	All	59
19648 GASKET (AIR CONDITIONER REGISTER TO INSTRUMENT PANEL)				
B9MF 19648-B		1	All	59
19649 BEZEL (AIR CONDITIONER INSTRUMENT PANEL REGISTER)				
FEW 19649-A	NS-Serviced in FEW-12574-A assembly except hang-on	1	All	58/59
19B651 GASKET (AIR CONDITIONER COMPRESSOR BASE PLATE)				
B9AE 19B651-A		1	All	58/59
19A652 DUCT & CONTROL (AIR CONDITIONER SPOT - COOLER)				
B7MY 19A652-A	For air conditioner except hang-on - ⊕MED-FEW-12926-A, ⊕PB7M-12926-A	1	All	57/58

Accessories

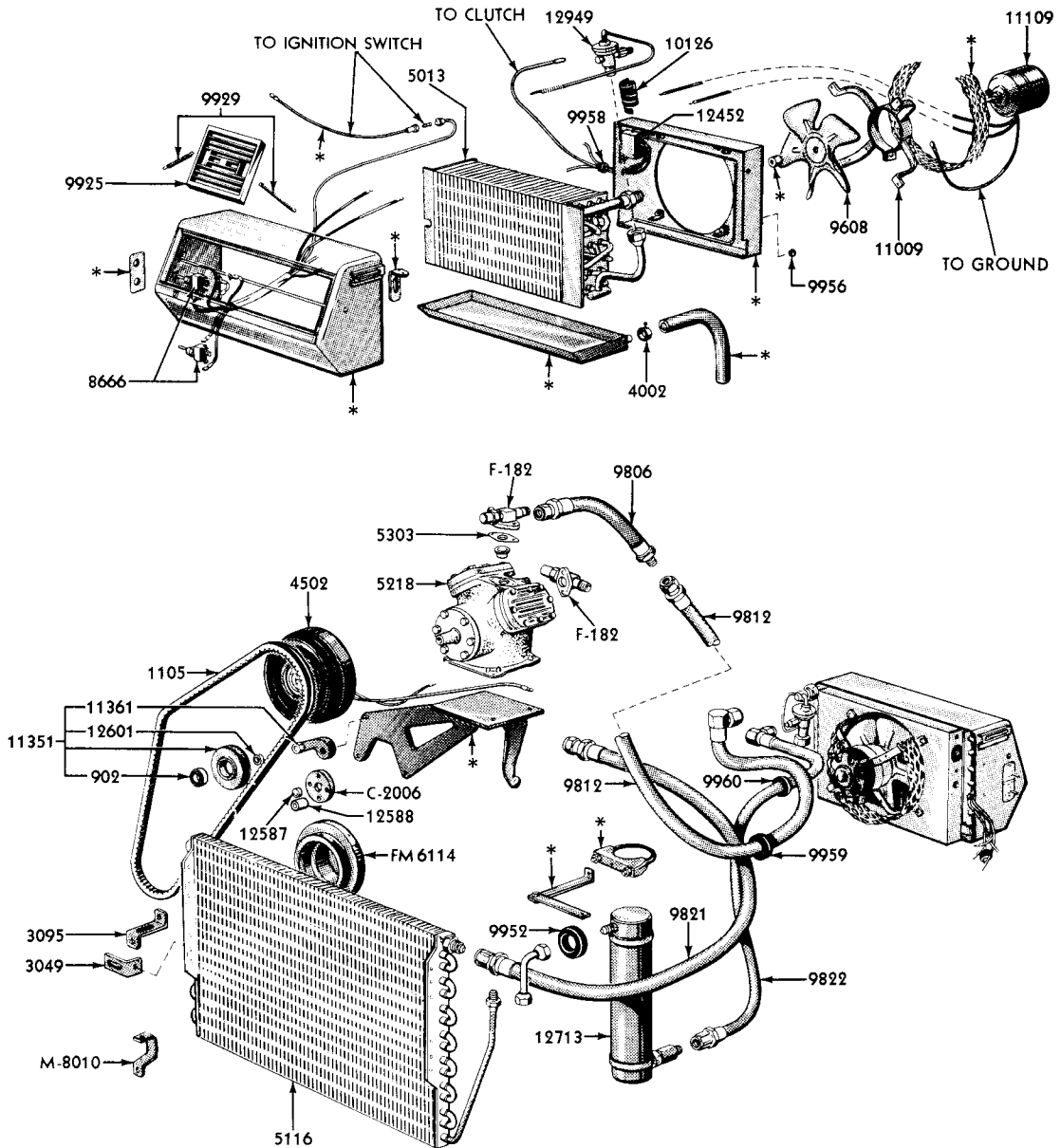
GROUP AND PART NUMBER	DESCRIPTION, SIZE, ETC.	NO. REQ'D	MODEL OR ENGINE CUBIC INCH DISPLACEMENT	YEAR 19__
19655	SEAL (AIR CONDITIONER COMPRESSOR CRANKSHAFT)			
	See basic part number 19670			
A19656	TUBE (COMPRESSOR DISCHARGE)			
EDC A19656-A	For air conditioner	1	All	58
19656	PLATE (AIR CONDITIONER COMPRESSOR VALVE)			
EBJ 19656-A	NS-Serviced in 19675 kit	1	All	57
B8S 19673-A	Also serviced in 19673 kit - ⊕EDC-19656	1	All	58
COAE 19656-A		1	All	59
19657	GASKET (AIR CONDITIONER COMPRESSOR VALVE PLATE)			
EBJ 19657-B	NS-Serviced in 19673 kit	1	All	57
EDC 19657-A	Also serviced in 19671 and 19673 kit	1	All	58/59
19658	GASKET (AIR CONDITIONER COMPRESSOR CYLINDER HEAD)			
EBJ 19658-A	NS-Serviced in 19671 and 19673 kit	1	All	57
EDC 19658-A	Also serviced in 19671 kit - use on cars equipped with B8S-19703-A compressor only	1	All	58/59
COAE 19658-A	Use on cars equipped with COAE-2875-A compressor only	1	All	59
19659	LEAF (AIR CONDITIONER COMPRESSOR INTAKE VALVE)			
EBJ 19659-A	NS-Serviced in 19673 kit	1	All	57
19659	TUBE (AIR CONDITIONER AIR COMPRESSOR DISCHARGE)			
PB8M 19659-A	⊕5751836	1	All	59
19662	SCREEN (AIR CONDITIONER COMPRESSOR SUCTION FITTING)			
EBJ 19662-A	NS-Serviced in 19672 kit	1	All	57
19663	GASKET (AIR CONDITIONER COMPRESSOR SUCTION FITTING SCREEN)			
EBJ 19663-A	NS-Serviced in 19671 and 19672 kit	1	All	57
19664	GASKET (AIR CONDITIONER VALVE BODY TO COMPRESSOR)			
B8A 19664-A	For air conditioner - (1) each valve - ⊕EDC-22920-A	2	All	58/59
19664	GASKET (AIR CONDITIONER COMPRESSOR SUCTION & DISCHARGE FITTING)			
EBJ 19664-A	NS-Serviced 19671 and 19672 kit	2	All	57
19669	COVER (HEATER TEMPERATURE REGULATOR VALVE)			
FEK 19669-A	For air conditioner	1	All	57/58
19670	KIT (COMPRESSOR SHAFT SEAL REPLACEMENT) REPAIR			
B5A 19670-C	Consists of the following -	1	All except 76, 79	56
	‡(1) EBJ-19655-B seal	1	All	57
	‡(1) EBJ-19698-A gasket			
	(1) 358785-S snap ring			
	‡ Details of kit not serviced loose			
MGK 19670-A	Consists of the following -	1	All except 76, 79	56
	‡(1) EBJ-19655-B seal	1	All	57
	‡(1) ECU-19697-A housing and cover			
	‡(1) EBJ-19698-A gasket			
	(1) 358785-S snap ring			
	‡ Details of kit not serviced loose			

Accessories

GROUP AND PART NUMBER	DESCRIPTION, SIZE, ETC.	NO. REQ'D	MODEL OR ENGINE CUBIC INCH DISPLACEMENT	YEAR 19__
19670 SEAL (AIR CONDITIONER COMPRESSOR CRANKSHAFT)				
EBJ 19655-B	NS-Serviced in 19670 kit	1	All	57
B8S 19670-A	Use with B8S-19703-A only - ⊕EDC-19655-A	1	All	58/59
COAE 19655-A	Use with COAE-2875-A only	1	All	59
19A670 BRACKET (AIR CONDITIONER EVAPORATOR CASE SUPPORT)				
	See basic part number 19A639			
19671 KIT (COMPRESSOR GASKET) REPAIR				
B5A 19671-A	Consists of the following -	1	All except 76, 79	56
	‡(1) EBJ-19657-B gasket	1	All	57
	‡(1) EBJ-19658-A gasket			
	‡(1) EBJ-19663-A gasket			
	‡(1) EBJ-19664-A gasket			
	‡(1) EBJ-19666-A gasket			
	(1) LA-33547-A "O" ring			
	‡ Details of kit not serviced loose			
B8S 19671-A	Consists of the following - ⊕B8MY-19B684-A	1	All	58
	(1) B9AE-19B651-A gasket			
	(1) B9AE-19657-A gasket			
	(1) B9AE-19658-A gasket			
	(1) B9AE-19659-A gasket			
	(1) 371012-S91 "o" ring			
	(1) 371013-S91 "o" ring			
COAZ 19B684-A	Consists of the following -	1	All	59
	(1) B9AE-19B651-A gasket			
	(1) B9AE-19657-A gasket			
	(1) COAE-19658-A gasket			
	(1) B9AE-19698-A gasket			
	(1) 373671-S91 "o" ring			
	(1) 371013-S91 "o" ring			
19671 PLUNGER (AUTOMATIC THROTTLE CONTROL ELECTRO MAGNET)				
FDL 19671-A		1	All except 76, 79	56
19A671 REGISTER (AIR CONDITIONER EVAPORATOR)				
B8A 19234-B	Front - hang-on air conditioner - ⊕FEU-14222-A	4	All	57/58
B7A 19235-A	Side - hang-on air conditioner - ⊕FEH-14221-A	2	All	57/58
B9MY 19A671-A	Front - for hang-on air conditioner - ⊕B9FM-14222-A	4	All	59
B9MY 19A682-A	Side - for hang-on air conditioner - ⊕B9FM-14221-A	2	All	59
19672 KIT (COMPRESSOR SUCTION SCREEN) REPAIR				
B5A 19672-A	Consists of the following -	1	All except 76, 79	56
	‡(1) EBJ-19662-A screen	1	All	57
	‡(1) EBJ-19663-A gasket			
	‡(1) EBJ-19664-A gasket			
	‡ Details of kit not serviced loose			
19672 SPRING (AUTOMATIC THROTTLE CONTROL DIAPHRAGM RETURN)				
FDL 19672-A		1	All except 76, 79	56
19672 SCREEN (AIR CONDITIONER AIR COMPRESSOR SUCTION FILLING)				
B8S 19672-A	⊕5752548	1	All	58/59

A.R.A. DIRECT-AIRE AIR CONDITIONER

1956 MERCURY-CONVERTIBLE (76) AND STATION WAGON (79)



* SERVICED IN FDT-19700-B KIT ONLY

PMC-302

REFER TO MASTER PRICE AND REFERENCE LIST, FORM MD-4230 FOR ORDERING INSTRUCTIONS. INSTALLATION INSTRUCTIONS ARE INCLUDED WITH EACH KIT.

NOTE: THIS ILLUSTRATION SHOWS VENDORS NUMBERS ONLY. NOT GROUP NUMBERS AS SHOWN ON OTHER ILLUSTRATIONS.

Accessories

GROUP AND PART NUMBER	DESCRIPTION, SIZE, ETC.	NO. REQ'D	MODEL OR ENGINE CUBIC INCH DISPLACEMENT	YEAR 19__
SEE PAGE 708 FOR ILLUSTRATIONS				
FDT 19700-B	Kit - air conditioner - engine compartment	1	76, 79	56
F 182	Suction or discharge valve - compressor	2	76, 79	56
902	Bearing - idler	1	76, 79	56
1105	Belt - compressor - A-57	1	76, 79	56
C 2006	Spacer - fan - 5 holes	1	76, 79	56
3049	Bracket - condenser mounting - L shaped	4	76, 79	56
3095	Bracket - condenser mounting - Z shaped	4	76, 79	56
4002	Clamp - drain hose - 1"	1	76, 79	56
4003	Clamp - hose - No. 11 adel - 3/8" - to fire wall	1	76, 79	56
4004	Clamp - hose - No. 14 adel - 5/8" - suction line to fire wall	1	76, 79	56
4502	Clutch - compressor - 12 volt	1	76, 79	56
5013	Core assy. - evaporator	1	76, 79	56
5116	Condenser	1	76, 79	56
5218	Compressor - V-93	1	76, 79	56
5303	Gasket - suction discharge valve	2	76, 79	56
FM 6114	Pulley - crankshaft drive	1	76, 79	56
M 8010	Brace - grille and hood latch	1	76, 79	56
8666	Switch - toggle - with knurl nut	2	76, 79	56
9806	Flexhose - 5/8" x 14" - suction valve to evaporator front	1	76, 79	56
9608	Fan - evaporator blower - 7" dia. - 5 blades	1	76, 79	56
9812	Flexhose - 5/8" x 36" - suction valve to evaporator rear	1	76, 79	56
9821	Flexhose - 5/8" x 42" - discharge valve to condenser	1	76, 79	56
9822	Flexhose - 3/8" x 53" - receiver to evaporator	1	76, 79	56
9925	Grille - evaporator case	3	76, 79	56
9929	Spring - evaporator grille retainer	6	76, 79	56
9952	Grommet - 1-1/4" I.D. x 1-7/8" O.D. x 7/16" thick - flexhose to radiator grille	2	76, 79	56
9956	Bushing - motor mounting - rubber	4	76, 79	56
9958	Grommet - wire throug shroud	1	76, 79	56
9959	Grommet - 1" I.D. x 1-3/4" O.D. x 3/8" thick with 1-3/8" groove diameter - liquid flexhose thru firewall	1	76, 79	56
9960	Grommet - 7/8" I.D. x 1-1/2" O.D. x 5/8" thick with 1-1/2" groove diameter - flexhose thru firewall	1	76, 79	56
10126	Prestite - taping - 2" x 16" - suction line to cooling case fittings	1	76, 79	56
11009	Bracket and strap assy. - motor mounting	1	76, 79	56
11109	Motor - evaporator blower - 2 speed - 12 volt	1	76, 79	56
11351	Pulley - idler - with bearing	1	76, 79	56
11361	Eccentric idler assy. - with pulley and bearing	1	76, 79	56
12452	Rancostat thermostat	1	76, 79	56
12587	Spacer - 3/8" I.D. x 3/4" O.D. x 1/4" thick - water pump fitting - P/S - L.H.	1	76, 79	56
12588	Spacer - 3/8" I.D. x 3/4" O.D. x 7/8" thick - water pump fitting - standard steering - R.H. and L.H. - P/S R.H.	2	76, 79	56
12601	Rings - spir-o-lock	2	76, 79	56
12713	Receiver - drier assy.	1	76, 79	56
12949	Valve - evaporator expansion	1	76, 79	56

Accessories

GROUP AND PART NUMBER	DESCRIPTION, SIZE, ETC.	NO. REQ'D	MODEL OR ENGINE CUBIC INCH DISPLACEMENT	YEAR 19__
19673 KIT (COMPRESSOR VALVE PLATE REPLACEMENT) REPAIR				
B5A 19673-A	Consists of the following -	1	All except 76, 79	56
	‡(1) EBJ-19656-A valve plate	1	All	57
	‡(1) EBJ-19657-B gasket			
	‡(1) EBJ-19658-A gasket			
	‡(2) EBJ-19659-A leaf			
	‡ Details of kit not serviced loose			
MJK 19673-A	Consists of the following -	1	All	58
	(1) EDC-19656-A valve plate			
	(1) EDC-19657-A gasket			
	(1) EDC-19658-A gasket			
19B673 INDICATOR (AIR CONDITIONER EVAPORATOR LIQUID)				
B4LY 19B673-A	⊕FDU-19868-A	1	All except 76, 79	56
B8MY 19B673-A	Sight glass for air conditioner - ⊕FEW-19868-A	1	All	58
COMY 19B673-A	Includes gasket - ⊕COMY-19868-A	1	All	59
19674 SPRING (AUTOMATIC THROTTLE CONTROL ELECTRO-MAGNET PLUNGER)				
FDL 19674-A		1	All except 76, 79	56
19675 KIT (COMPRESSOR OIL SIGHT GLASS) REPAIR				
FDL 19675-A		1	All except 76, 79	56
B5A 19675-A	Consists of the following -	1	All except 76, 79	56
	‡(1) EBJ-19665-A glass	1	All	57
	‡(1) EBJ-19666-A gasket			
	‡(1) EBJ-19667-A retainer			
	(1) LA-33547-A "o" ring			
	(1) 354835-S washer			
	‡ Details of kit not serviced loose			
19A676 BRACKET (AIR CONDITIONER REGISTER SUPPORT) UPPER				
B9MF 19A676-A	A/cond. except hang-on	1	All	59
19677 KIT (AIR CONDITIONER COMPRESSOR PULLEY MAGNETIC CLUTCH BEARING REPLACEMENT)				
B7A 19677-A	Consists of the following -	1	All	57
	(1) ECG-22888-B bearing			
	(1) ECG-22900-A front seal			
	(1) ECG-22901-A rear seal			
	(2) 370376-S ring			
	(1) 370377-S ring			
19A677 BRACKET (AIR CONDITIONER REGISTER SUPPORT) LOWER				
B9MF 19A677-A	A/cond. except hang-on	1	All	59
19678 ELECTRO-MAGNET & HOUSING (AUTOMATIC THROTTLE CONTROL)				
FDU 19678-A		1	All except 76, 79	56
19679 GUIDE (AUTOMATIC THROTTLE CONTROL DIAPHRAGM & SHAFT)				
FDL 19679-A		1	All except 76, 79	56
19B680 DUCT (AIR CONDITIONER EVAPORATOR TO INSTRUMENT PANEL)				
B9MY 19B680-A	⊕B9FM-19641-A	1	All	59
19A682 REGISTER AIR CONDITIONER EVAPORATOR				
	See basic part number 19A671			

Accessories

GROUP AND PART NUMBER	DESCRIPTION, SIZE, ETC.	NO. REQ'D	MODEL OR ENGINE CUBIC INCH DISPLACEMENT	YEAR 19__
19B684	KIT (AIR CONDITIONER COMPRESSOR GASKET REPAIR)			
	See basic part number 19671			
19A685	BRACKET (AIR CONDITIONER THERMOSTAT MOTOR MOUNTING)			
B8MY 19A685-A	For air conditioner with vacuum controls - ⊕FEW-12998-B	1	All	58
19A686	TUBE (AIR CONDITIONER VACUUM LINE ADAPTOR)			
B9AF 19A686-A	For manual heater on cars without power brakes	1	312	59
19692	HOSE (OIL SEPARATOR TO COMPRESSOR)			
MC 19692-A	12-1/2" long	1	57, 58, 64, 70, 73	56
19693	HOUSING (AIR CONDITIONER BLOWER)			
B9FM 19693-A	For hang-on conditioner	1	All	59
19695	"O" RING (AIR CONDITIONER COMPRESSOR FRONT BEARING HOUSING)			
EBJ 19695-A	NS-Serviced in 19670 kit	1	All	57
19697	HOUSING (AIR CONDITIONER COMPRESSOR CRANKSHAFT) FRONT BEARING			
ECU 19697-A	NS-Serviced in 19670 kit	1	All	57
19698	GASKET (AIR CONDITIONER COMPRESSOR CRANKSHAFT BEARING HOUSING)			
B9AE 19698-A	Also serviced in 19671 kit	1	All	58
19B698	KIT - FILTER ASSEMBLY (AIR CONDITIONER EXPANSION VALVE)			
COMF 19B698-A	Consists of the following - (1) COMF-19B698-B strainer (1) COMF-19B699-A gasket	1	All	58/59
19699	GEAR (AIR CONDITIONER COMPRESSOR CRANKSHAFT) INNER			
EBJ 19699-A	NS-Serviced in 19670 kit	1	All	57
19700	KIT (AIR CONDITIONING) ACCESSORY			
FDT 19700-B	Kit - air conditioning - engine compartment installed FOR DETAILS AND ILLUSTRATIONS SEE PAGES 708 AND 709	1	76, 79	56
MHK 19700-G	For hang-on air conditioner	1	368	57
B9MF 19700-R	Hang-on	1	383, 430	59
19703	COMPRESSOR (AIR CONDITIONER)			
B6LY 19703-B	Less pulley and bracket - ⊕ECU-2878-A	1	All except 76, 79	56
B7A 19703-A	⊕ECZ-2875-B	(a) 1	312	57
B6LY 19703-A	⊕ECV-2875-A	(a) 1	368	57
COAE 19703-A	⊕COAE-2875-A	(a) 1	All	58/59
34808-S7	Washer-lock-7/16"-compressor to cyl.hd.	1	a	
354484-S8	Bolt-hex.hd.-7/16"-14 x 1.25"-compressor to cyl.hd.	1	a	
372194-S	Stud-5/16"-18-24 x 2-1/8"-use when rigidity bracket is used	2	a	
19707	SEPARATOR (COMPRESSOR SUCTION LINE)			
FDK 19707-A	(a)	1	All except 76, 79	56
354078-S	Gasket-5/8" flared tube-separator to low pressure valve	1	a	
19712	CORE (AIR CONDITIONER CONDENSER)			
FDT 19712-A		1	All except 76, 79	56
FEK 19712-B	For air conditioner - non pre-charged	1	All	57
FEK 19712-D	For air conditioner - pre-charged	1	All	57
FEW 19712-B	For air conditioner	1	All	58
B9MY 19712-A		1	All	59

Accessories

GROUP AND PART NUMBER	DESCRIPTION, SIZE, ETC.	NO. REQ'D	MODEL OR ENGINE CUBIC INCH DISPLACEMENT	YEAR 19__
19713 LEVER (AUTOMATIC THROTTLE CONTROL)				
MC 19713-A	Use with Holley carburetor	1	All except 76, 79	56
MC 19713-B	Use with Carter carburetor - with automatic trans.	1	All except 76, 79	56
19714 CLAMP (AUTOMATIC THROTTLE CONTROL LEVER)				
LE 19714-A		1	All except 76, 79	56
19715 VALVE (AIR CONDITIONER COMPRESSOR) HIGH PRESSURE				
FDL 19715-A		1	All except 76, 79	56
B8S 19715-A	⊕FEY-15051-A	1	All	58/59
19A715 PACKAGE (AIR CONDITIONER HOSE COUPLING)				
B8LY 19A715-A	Union large - 1/2" pipe to 1" - 20 std. - ⊕HJK-14937-A - Consists of the following - ‡ (1) FFC-14937-A coupling (1) FFC-19A593-B seal (1) 22546-17 "o" ring ‡Details of kit not serviced loose	1	All	58
B8LY 19A715-B	Adaptor large - 1/2" pipe to 1" - 20 std. - ⊕HJK-14937-B - Consists of the following - ‡ (1) FFC-14937-D adaptor (1) 22546-17 "o" ring ‡Details of kit not serviced loose	1	All	58
B8LY 19A715-C	Union small - 3/8" pipe to 5/8"-18 - ⊕HJK-14937-C - Consists of the following - ‡ (1) FFC-14937-B union (1) FFC-19A593-A seal (1) 22546-12 "o" ring ‡ Detail of kit not serviced separately	1	All	59
B8LY 19A715-D	Adaptor small - 3/8" pipe to 5/8"-18 ⊕HJK-14937-D - Consists of the following - ‡ (1) FFC-14937-C adaptor (1) 22546-12 "o" ring ‡ Detail of kit not serviced separately	1	All	59
19716 TUBE (AUTOMATIC THROTTLE CONTROL TO INTAKE MANIFOLD)				
MC 19716-A	11-1/4" long	1	All except 76, 79	56
MC 19724-A	NS-11-3/8" long - cut from BAE-17580-H	1	All except 76, 79	56
19721 CONTROL (AUTOMATIC THROTTLE)				
FDT 19721-B	4-1/2" control shaft	1	58A, 64A, 70B, 73	56
19728 HOSE (EVAPORATOR DRAIN)				
FEW 19728-B	For air conditioner except hang-on	1	All	58
19740 CHAMBER (AIR CONDITIONER & HEATER)				
FEK 19740-D	For air conditioner except hang-on	1	All	57
FEW 19740-F	Used w/vacuum for air conditioner except hang-on ☆ 1957 - attach bracket FEK-19416-A - windshield defroster control cable	1	All	57★/58
MED-FEW 19740-B	For air conditioner with vacuum controls	1	All except 58C, 64B	58
COMF 19740-B	For air conditioner except hang-on	1	All	59
19742-3 GRILLE (AIR CONDITIONER AIR INTAKE)				
FDC 19742-AP	R. H. - 8-5/8" x 7-39/64"	1	All except 76, 79	56
FDC 19743-AP	L. H. - 8-5/8" x 7-39/64"	1	All except 76, 79	56
B9MF 19742-A	For hang-on A/cond.	1	All	59
19A742-3 BRACKET (AIR CONDITIONER INSTRUMENT PANEL REGISTER MOUNTING)				
B8MY 19A742-A	R. H. - ⊕FEW-12929-A	1	All	58
B8MY 19A743-A	L. H. - ⊕FEW-12957-A	1	All	58

Accessories

GROUP AND PART NUMBER	DESCRIPTION, SIZE, ETC.	NO. REQ'D	MODEL OR ENGINE CUBIC INCH DISPLACEMENT	YEAR 19__
19750 VALVE & BRACKET (COMPRESSOR)				
B7A 19750-A	Non pre-charged - @FEK-19752-A	1	312	57
FDK 19750-A	Low pressure	1	All except 76, 79	56
FEK 19750-B	Low pressure - for air conditioner w/hang-on type	1	368	57
19752 VALVE (AIR CONDITIONER COMPRESSOR) LOW PRESSURE				
FEK 19752-B	Pre-charged	1	368	57
B8E 19752-A	@FEY-19752-A	1	All	58/59
19756 KNOB (BLOWER SWITCH)				
FDT 19756-A		2	All except 76, 79	56
19757 SWITCH (CONTROL CUTOFF)				
FDD 19757-A	13/16" O.D. x 1-31/32" long with (2) terminals	1	All except 76, 79	56
19768 RETAINER (OUTSIDE AIR INTAKE GRILLE)				
BV 19768-A	8" long with (2) 7/32" holes	4	All except 76, 79	56
19770 PLATE (OUTSIDE AIR INTAKE CONTROL LEVER ANCHOR)				
BV 19770-A	2-1/2" long with (2) bolts spot welded to plate	2	All except 76, 79	56
19A783 ARM (AIR CONDITIONER & HEATER VACUUM MOTOR CONTROL)				
COAF 19A783-A	Must be used with COAF-18A318-B motor	1	All	59
19A785 CASE (AIR CONDITIONER EVAPORATOR)				
BTMY 19A785-A	For hang-on A/cond. - @FEK-19492-A	1	All	57/58
COMF 19A626-A	For hang-on A/cond.	1	All	59
19A786 TUBE (AIR CONDITIONER BLOWER HOUSING TO BLOWER MOTOR)				
COLF 19B918-A	Formed rubber - @FEK-17174-A	1	All	57/58
B9MY 19A786-A	For A/cond. except hang-on - @B9FM-17174-A	1	All	59
19805 MOTOR (AIR CONDITIONER BLOWER)				
FDU 19805-A	Counter clockwise rotation	1	All except 76, 79	56
FDU 19805-B	Clockwise rotation	1	All except 76, 79	56
FEH 19805-A	For hang-on - air conditioner	1	All	57/58
B9MF 19805-B	For A/cond. except hang-on	1	All	59
19806 TUBE (EVAPORATOR LIQUID INDICATOR TO EVAPORATOR CASE)				
FDU 19806-A		1	All except 76, 79	56
FEK 19806-B	Non pre-charged	1	All	57
19807 TUBE (EVAPORATOR CORE TO EVAPORATOR CASE)				
FDK 19807-A		1	All except 76, 79	56
19812 BRACKET (AIR CONDITIONER HOSE SUPPORT)				
FEW 19812-B	Also serviced in hang-on kit - MJK-19700-A	3	All	58
B9MF 19812-A	For A/cond. except hang-on	2	All	59
19813 SCREEN (PACKAGE TRAY DUCT)				
BV 19813-A	3-31/32" O.D. - No. 8 mesh wire	2	All except 76, 79	56
19826 COVER & INSTALLATION (EVAPORATOR)				
FDT 19826-A		1	All except 76, 79	56
19828 KIT (AIR CONDITIONER EVAPORATOR DRIP PAN)				
MHK 19828-A	Consists of the following - (1) ED-FEK-19828-A cover & gasket (6) 52744-S screws - (6) nylon washers	1	All	57
19A831 GASKET (HEATER BLOWER TO DASH)				
B9MF 19A831-A	Use with one piece blower only	1	All	59

Accessories

GROUP AND PART NUMBER	DESCRIPTION, SIZE, ETC.	NO. REQ'D	MODEL OR ENGINE CUBIC INCH DISPLACEMENT	YEAR 19__
19833 PLATE (BLOWER MOTOR MOUNTING)				
FDK 19833-A		2	All except 76, 79	56
PB9M 19833-B	For heater - @2701453	1	All	59
19834 WHEEL (BLOWER FAN)				
FDK 19834-A	Counter clockwise	1	All except 76, 79	56
FDK 19834-B	Clockwise	1	All except 76, 79	56
FEK 19834-A	For air conditioner- except hang-on	1	All	57/58
19835 TUBE (AIR CONDITIONER DEHYDRATOR TO EVAPORATOR)				
FEK 19835-A	Front - pre-charged	1	All	57
FEW 19835-B	Not used on hang-on A/cond.	1	All	58
FEW 19835-C	For hang-on A/cond.	1	All	58
B9MF 19835-A	For hang-on A/cond.	1	All	59
PB9M 19835-A	For A/cond. except hang-on - 73-1/2" long - @2702063	1	All	59
19837 TUBE (AIR CONDITIONER DEHYDRATOR TO EVAPORATOR)				
MC 19837-A	Rear	1	All except 76, 79	56
FEK 19837-A	Pre-charged - includes sight glass	1	All	57
19839 LEVER & BRACKET (OUTSIDE AIR INTAKE CONTROL)				
BV 19839-A	5-7/8" long lever with L shaped bracket	2	All except 76, 79	56
19846 MOTOR & WHEEL (AIR CONDITIONER BLOWER)				
COMF 19846-C	For hang-on A/cond.	1	All	59
19849 VALVE (AIR CONDITIONER EVAPORATOR EXPANSION)				
FDU 19849-A		1	All except 76, 79	56
FEK 19849-B	Non pre-charged air conditioner except hang-on	1	All	57
FEK 19849-A	For hang-on air conditioner	1	All	57/58
FEK 19849-C	☆1957 - use on all models with pre-charged A/C except hang-on type - 1957 - use on all models with non pre-charged A/C except hang-on type with FEW-19863-A tube assy. to replace FEK-19849-B valve assy. ☆1958-use on all models A/C except hang-on type	1	All☆	57/58
B9MF 19849-A	For hang-on A/cond.	1	All	59
B9MF 19849-D	For A/cond. except hang-on	1	All	59
19850 EVAPORATOR (AIR CONDITIONER)				
FEK 19850-E	For hang-on air conditioner	1	All	57
FEK 19850-F	For air conditioner - non pre-charged (a)	1	All	57
FEW 19850-C	For hang-on air conditioner	1	All	58
FEW 19850-H	For air conditioner with vacuum controls	1	All	58
B9MF 19850-E	For A/cond. except hang-on	1	All	59
359681-S	Elbow-5/8"tube-used to convert FEK-19850-F evaporator assy. for use on all models	1	a	
19852 TUBE (EVAPORATOR TO COMPRESSOR SHUT-OFF VALVE)				
MC 19852-A	Rear	1	All except 76, 79	56
19852 HOSE & LOW PRESSURE VALVE (AIR CONDITIONER EVAPORATOR TO COMPRESSOR)				
FEK 19852-A	Pre-charged	1	312	57
FEK 19852-B	Pre-charged	1	368	57
FEW 19852-C	For air conditioner except hang-on	1	All	58
19856 TUBE (EVAPORATOR TO COMPRESSOR SHUT-OFF VALVE)				
MC 19856-B	Center (a)	1	All except 57, 76, 79	56
40156-S8	Screw-hex. hd. tapp. -5/16"-18 x 5/8"-tube to floor supports	2	a	
352922-S	Clip-tube to floor supports	2	a	

Accessories

GROUP AND PART NUMBER	DESCRIPTION. SIZE. ETC.	NO. REQ'D	MODEL OR ENGINE CUBIC INCH DISPLACEMENT	YEAR 19__
19859 PAN (AIR CONDITIONER EVAPORATOR DRIP)				
FEK 19859-A	For hang-on air conditioner	(a) 1	All	57/58
FEW 19859-B	For air conditioner except hang-on type	1	All	58
371222-S	Washer-No.10 seal	6	a	
19860 CORE (AIR CONDITIONER EVAPORATOR)				
FDU 19860-A		1	All except 76, 79	56
FEK 19860-A	For hang-on air conditioner	1	All	57
FEK 19860-B	For air conditioner except hang-on	1	All	57
FEW 19860-A	For air conditioner except hang-on	1	All	58
FEW 19860-B	For hang-on air conditioner	1	All	58
B9MF 19860-B	For A/cond. except hang-on	1	All	59
B9MF 19860-D	For hang-on A/cond.	1	All	59
19861 GASKET (AIR CONDITIONER EVAPORATOR CASE TO DASH PANEL)				
B9MY 19861-A	For A/cond. except hang-on - @2702047, EPB9M-19269-A	1	All	59
19863 TUBE (AIR CONDITIONER EVAPORATOR EXPANSION VALVE)				
FEW 19863-A	For air conditioner except hang-on	1	All	57/58
19865 FILTER (AIR CONDITIONER EVAPORATOR)				
FDD 19865-A		1	All except 76, 79	56
FEG 19865-A	For air conditioner except hang-on	1	All	57/58
19A866 -7 PLATE (AIR CONDITIONER EVAPORATOR EXPANSION VALVE BULB)				
B8MY 19A866-A	Use as clamp retainer - @FET-14155-A	1	All	58/59
B8MY 19A867-A	Use as clamp reinforcement	1	All	58/59
19867 TUBE (AIR CONDITIONER EVAPORATOR TO COMPRESSOR SHUT OFF VALVE)				
MC 19867-C	Front	1	All except 76, 79	56
FEW 19867-A	For hang-on air conditioner	1	All	58
B9FM 19867-A	For A/cond. except hang-on	1	All	59
B9MF 19867-A	For hang-on A/cond.	1	All	59
19877 FLUE (OUTSIDE AIR INTAKE SCOOP)				
BS 19877-A	3-1/4" long - 2-7/16" I.D.	2	All except 76, 79	56
19884-5 SCOOP (OUTSIDE AIR INTAKE)				
BR 19884-A	R. H. - 7-1/4" long with (4) 1" mounting studs	1	All except 76, 79	56
BR 19885-A	L. H. - 7-1/4" long with (4) 1" mounting studs	1	All except 76, 79	56
19890-1 DUCT (OUTSIDE AIR INTAKE SCOOP)				
BH 19890-A	R. H.	1	All except 76, 79	56
BH 19891-A	L. H.	1	All except 76, 79	56
19893 REGISTER (AIR CONDITIONER INSTRUMENT PANEL)				
BY 19893-A	4-1/4" x 5-1/4" oval	4	All except 76, 79	56
B9MF 19893-A	For A/cond. except hang-on	1	All	59
19897 CASE (AIR CONDITIONER EVAPORATOR & HEATER)				
FDU 19897-A		1	All except 76, 79	56
FEW 19897-C	For air conditioner except hang-on	1	All	58

Accessories

GROUP AND PART NUMBER	DESCRIPTION, SIZE, ETC.	NO. REQ'D	MODEL OR ENGINE CUBIC INCH DISPLACEMENT	YEAR 19__
19900 KIT (AIR INTAKE & DUCT) INTERIOR				
MGK 19900-B	Consists of the following - (2) FAE-18519-AP knob (1) BM-19914-B mldg. (4) BV-19768-A retainer (1) BV-19926-K duct (2) BV-19770-A plate (1) BV-19927-K duct (2) BV-19839-A lever (2) BT-19942-B seal (2) BV-19843-A connector (2) FDC-19977-A hose (2) BS-19877-A flue (2) BS-19999-A mldg. (1) BR-19884-A scoop (6) 34052-S8 nut (1) BR-19885-A scoop (8) 34655-S8 nut (2) BH-19886-B screen (4) 34656-S8 nut (1) BH-19890-A duct (4) 52344-S13 screw (1) BH-19891-A duct (8) 52360-S13 screw (2) BH-19892-A seal (4) 52720-S8 screw (4) BY-19893-A grille (8) 52726-S8 screw (1) BV-19900-C duct (6) 351218-S8 washer (1) BV-19901-C duct (8) 351600-S8 spacer (8) 353780-S32 nut	1	57, 58	56
19900-1 DUCT (ROOF SIDE)				
BV 19900-A	R. H. - 55-51/64" long	1	70, 73	56
BV 19901-A	L. H. - 55-51/64" long	1	70, 73	56
BV 19900-C	R. H. - 57-5/64" long	1	57, 58	56
BV 19901-C	L. H. - 57-5/64" long	1	57, 58	56
BV 19900-D	R. H. - 52-35/64" long	1	64A, 64C, 64D	56
BV 19901-D	L. H. - 52-35/64" long	1	64A, 64C, 64D	56
19914 MOULDING (ROOF SIDE DUCT) REAR				
BM 19914-B	7-11/16" long - chrome	2	57, 58, 64A, 64C, 64D, 70, 73	56
19B918 TUBE (AIR CONDITIONER BLOWER HOUSING TO BLOWER MOTOR)				
	See basic part number 19B786			
19924 HOUSING (AIR CONDITIONER BLOWER)				
COMF 19924-D	For A/cond. except hang-on	1	All	59
19926-7 DUCT (PACKAGE TRAY)				
BV 19926-E		2	All except 76, 79	56
BV 19926-F	R. H.	1	70, 73	56
BV 19927-F	L. H.	1	70, 73	56
BV 19926-J	R. H.	1	58A	56
BV 19927-J	L. H.	1	58A	56
BV 19926-K	R. H.	1	57, 58	56
BV 19927-K	L. H.	1	57, 58	56
BV 19926-L	R. H.	1	64A, 64C, 64D	56
BV 19927-L	L. H.	1	64A, 64C, 64D	56
19930-1 HOUSING (AIR CONDITIONER BLOWER)				
FDD 19930-A	R. H.	1	All except 76, 79	56
FDD 19931-A	L. H.	1	All except 76, 79	56
FEK 19930-C	For air conditioner	1	All	57
FEW 19930-E	For air conditioner with vacuum controls	1	All	58
19942 GROMMET (PACKAGE TRAY TO ROOF DUCT)				
BT 19942-B	2-15/32" I.D. x 5-15/32" O.D.	2	All except 76, 79	56

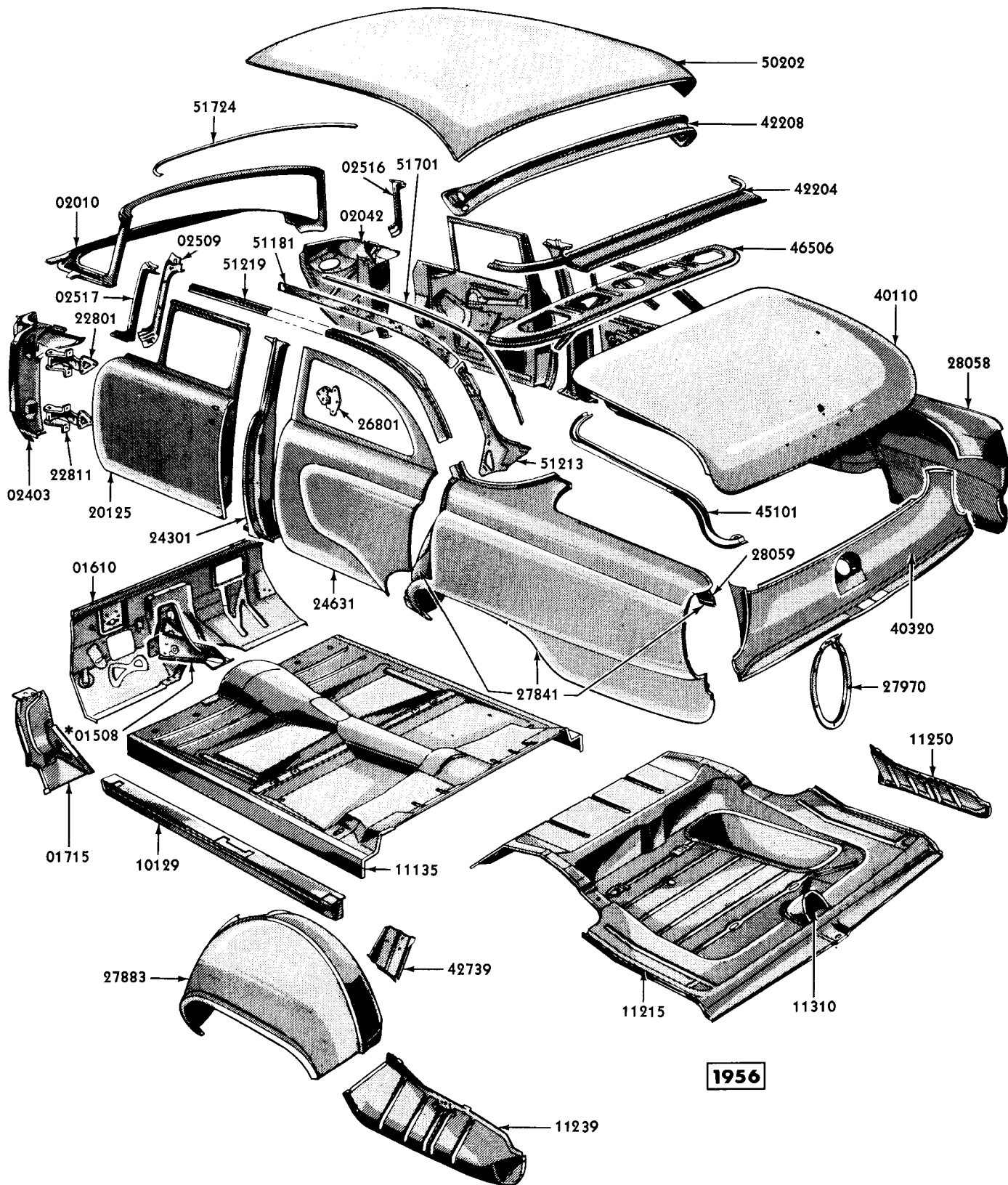
Accessories

GROUP AND PART NUMBER	DESCRIPTION, SIZE, ETC.	NO. REQ'D	MODEL OR ENGINE CUBIC INCH DISPLACEMENT	YEAR 19__
19945 WIRING (AIR CONDITIONER BLOWER SWITCH FEED)				
FDT 19945-A	10-1/2" long with (12) terminals	1	All except 76, 79	56
FEK 19945-A	For air conditioner	1	All except 65, 75	57
FEK 19945-B	For air conditioner	1	65, 75	57
FEW 19945-B	For air conditioner except hang-on	1	All	58
B9MF 19945-B	Use on cars built prior to 7-1-59 - for A/cond. except hang-on	1	All	59
B9MF 19945-C	Use on cars built after 7-1-59 - for A/cond. except hang-on	1	All	59
19948 TUBE (RECEIVER TANK)				
MC 19948-C	Front	1	All except 76, 79	56
19955 BRACKET (EVAPORATOR TO FLOOR)				
BV 19955-A	L shaped with (1) 3/8" hole in center and (4) 13/64" holes	(a) 2	All except 76, 79	56
52726-S2	Screw-cross recessed pan hd. tapp. -No. 8-15 x 1/2" bracket to rear floor pan	8	a	
19956 CONNECTOR (BLOWER TO PACKAGE TRAY)				
FDK 19956-A	13-1/2" long	2	All except 76, 79	56
19959 DEHYDRATOR & RECEIVER TANK (AIR CONDITIONER)				
FDU 19959-A		1	All except 76, 79	56
FEK 19959-C	For air conditioner - non pre-charged	(a) 1	All	57
FEK 19959-E	Pre-charged	(a) 1	All	57
FEW 19959-B		(a) 1	All	58
PB9M 19959-B	⊕2704128	1	All	59
359937-S	Plug-fusible metal core	1	a	
19963 VALVE & CONTROL (MODULATING)				
FDU 19963-A		1	All except 76, 79	56
19971 HOSE (LOW PRESSURE VALVE TO COMPRESSOR)				
MC 19971-D		(a) 1	All except 76, 79	56
354981-S	Gasket-1/4" flared tube	2	a	
19972 HOSE (COMPRESSOR TO CONDENSER INLET VALVE)				
MC 19972-B		1	All except 76, 79	56
FEK 19972-A	Non pre-charged	1	368	57
FEK 19972-D	Non pre-charged	1	312	57
FEK 19972-G	Pre-charged	1	312	57
FEK 19972-H	Pre-charged	1	368	57
FEK 19972-J	To condenser inlet valve	1	All	57
FEW 19972-C	Compressor to condenser	1	All	58
PB9M 19972-A	⊕2701215	1	All	59
19973 TUBE (FRONT EXPANSION VALVE TO LOW PRESSURE SHUT-OFF VALVE)				
MC 19973-B		1	All except 76, 79	56
19977 HOSE (OUTSIDE AIR INTAKE TO EVAPORATOR)				
FDC 19977-A	21" long	2	All except 76, 79	56
19979 RETAINER (CONTROL LAMP)				
FAA 19979-A		1	All except 76, 79	56

Accessories

GROUP AND PART NUMBER	DESCRIPTION, SIZE, ETC.	NO. REQ'D	MODEL OR ENGINE CUBIC INCH DISPLACEMENT	YEAR 19__
19980 CONTROL (AIR CONDITIONER VACUUM)				
PB7M 19980-A	L.H. - for air conditioner - heating	1	65,75	57
PB7M 19980-B	L.H. - for air conditioner - heating	1	All except 65,75	57
FEW 19980-C	For air conditioner with vacuum controls	1	All	58
PB9M 19980-A	⊕2700849	1	All	59
19981 PANEL (CONTROL)				
FDK 19981-AP	6-49/64" long x 2-3/16" wide	1	All except 76,79	56
19982 BRACKET (CONTROL MOUNTING)				
FDC 19982-A		1	All except 76,79	56
19983 PLATE (AIR CONDITIONER CONTROL NAME)				
FDT 19983-A		1	All except 76,79	56
FEK 19983-C	For hang-on air conditioner	1	All	57/58
19984 LEVER (TEMPERATURE CONTROL)				
FDK 19984-A		1	All except 76,79	56
19986 SWITCH (BLOWER)				
FDC 19986-A	Pull type with (2) terminals	2	All except 76,79	56
19988 CABLE (TEMPERATURE CONTROL)				
FDC 19988-A	80" long	1	All except 76,79	56
FEK 19988-A	For air conditioner except hang-on - 35.38" long	1	All	57
19990 RETAINER (NAME PLATE)				
FAA 19990-A		1	All except 76,79	56
19994 CONNECTOR (EVAPORATOR TO PACKAGE TRAY)				
FDK 19994-A	6-5/64" long	2	All except 76,79	56
19998 TRAP (AIR CONDITIONER EVAPORATOR DRAIN)				
PB9M 19998-A	For A/cond. except hang-on - ⊕2702821	1	All	59
19999 MOULDING (PACKAGE TRAY TO ROOF DUCT)				
BS 19999-A	4-21/32" I.D. x 5-55/64" O.D.	2	All except 76,79	56

MEMO

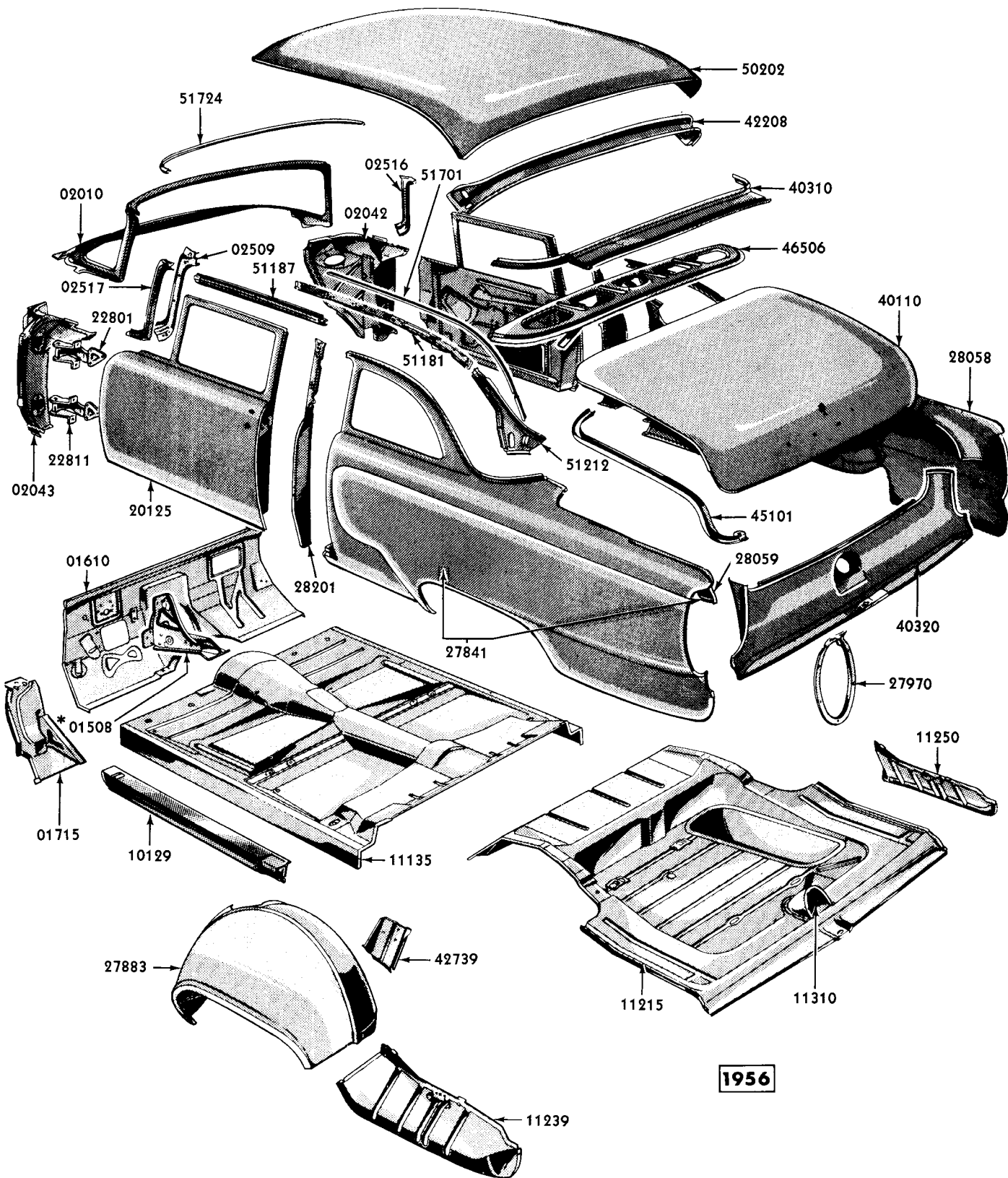


1956

* REFER TO CHASSIS PARTS CATALOG FOR ADDITIONAL INFORMATION

PMB-95

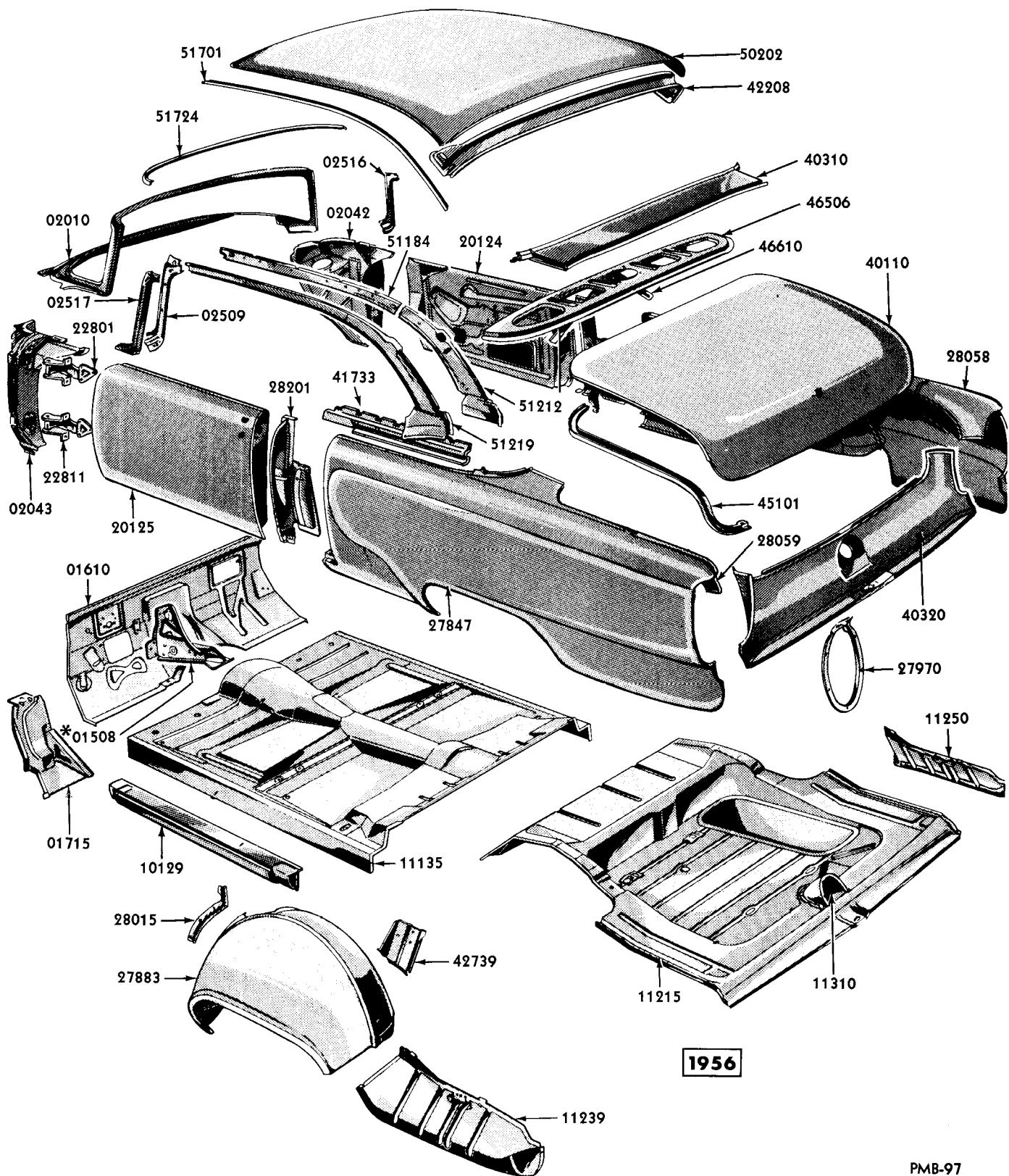
SHEET METAL MODEL 73



* REFER TO CHASSIS PARTS CATALOG FOR ADDITIONAL INFORMATION

PMB-96

SHEET METAL MODEL 70

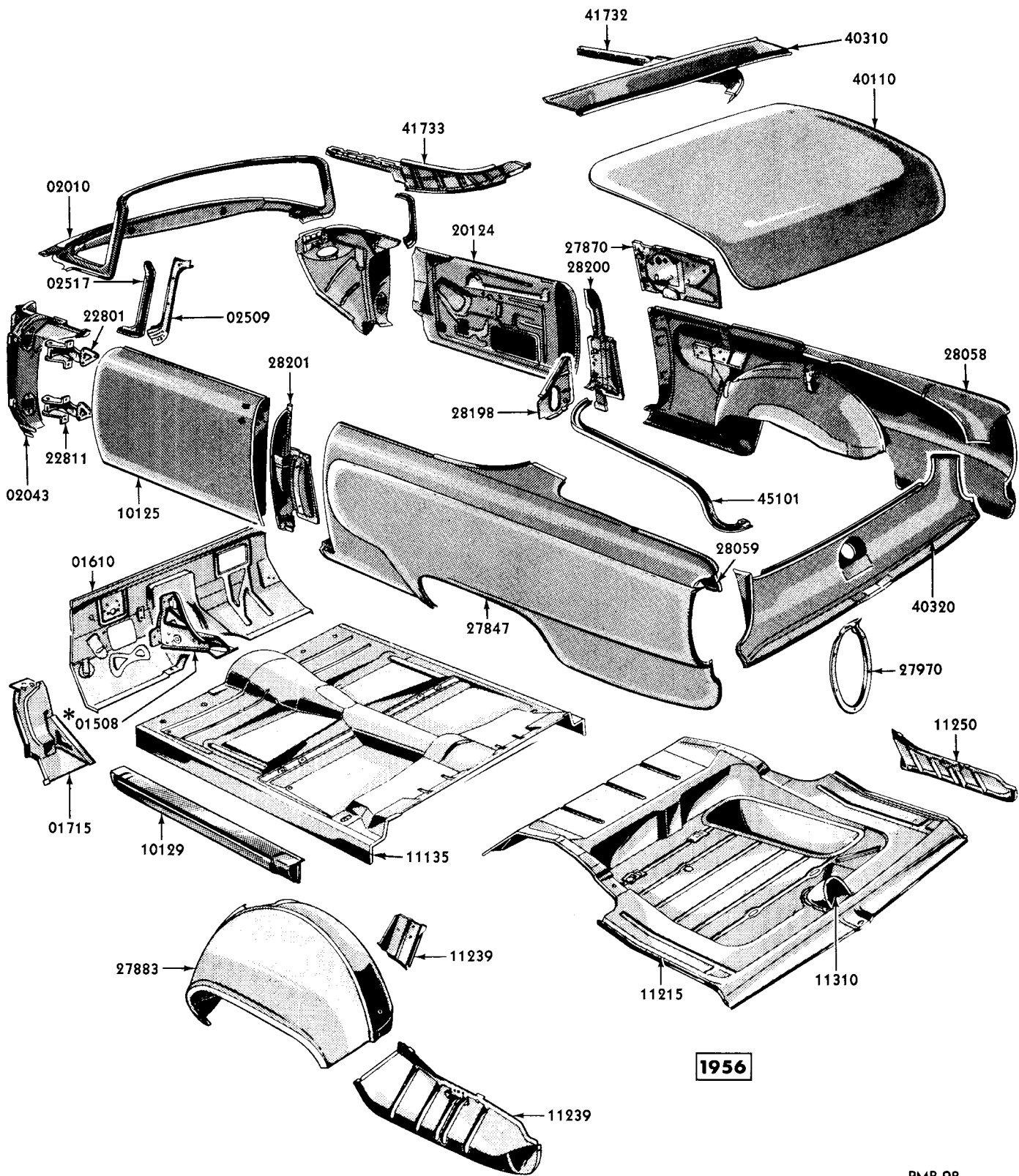


1956

* FOR ADDITIONAL INFORMATION REFER TO CHASSIS PARTS CATALOG

PMB-97

SHEET METAL MODEL 64

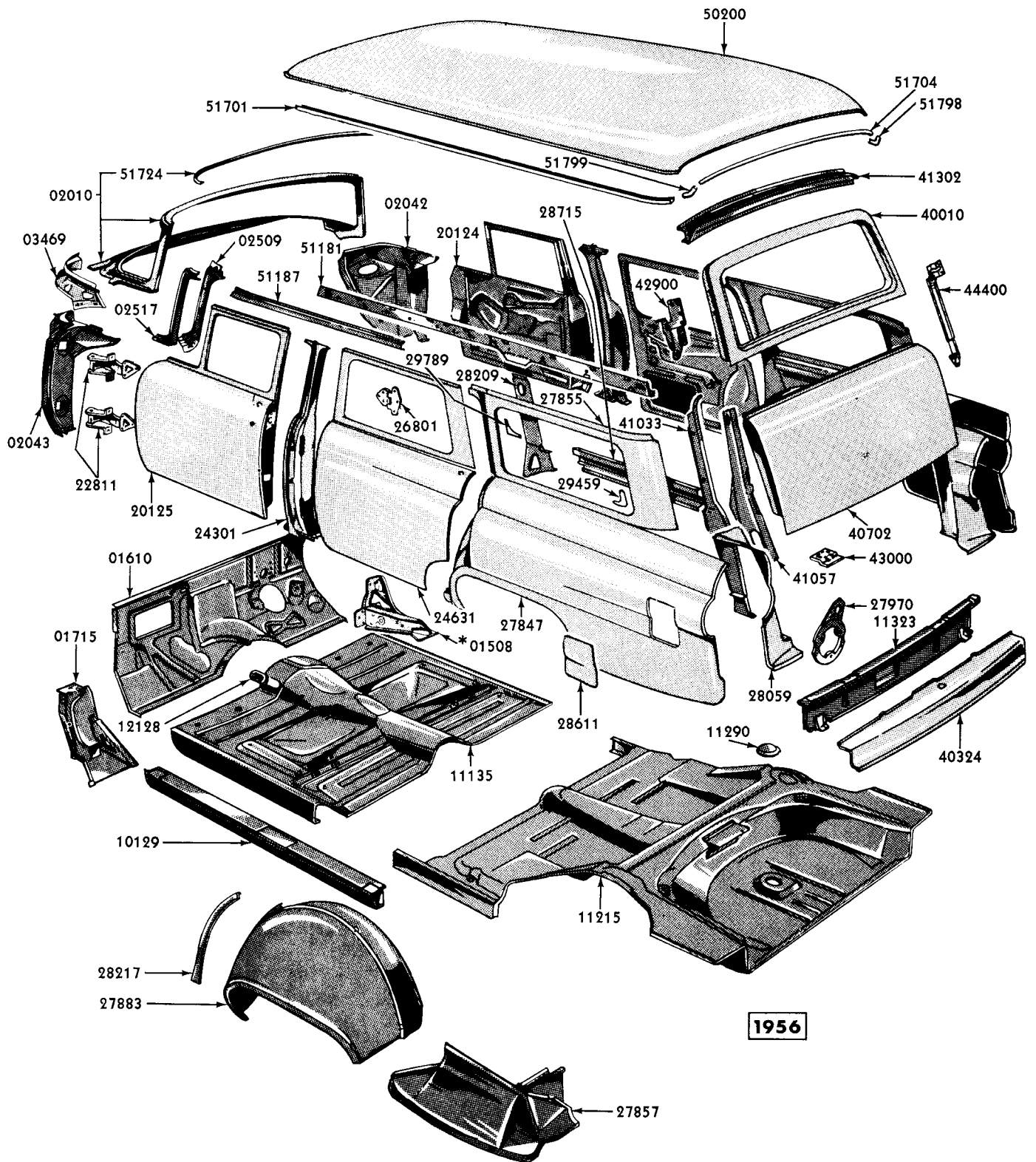


1956

* REFER TO CHASSIS PARTS CATALOG FOR ADDITIONAL INFORMATION

PMB-98

SHEET METAL MODEL 76

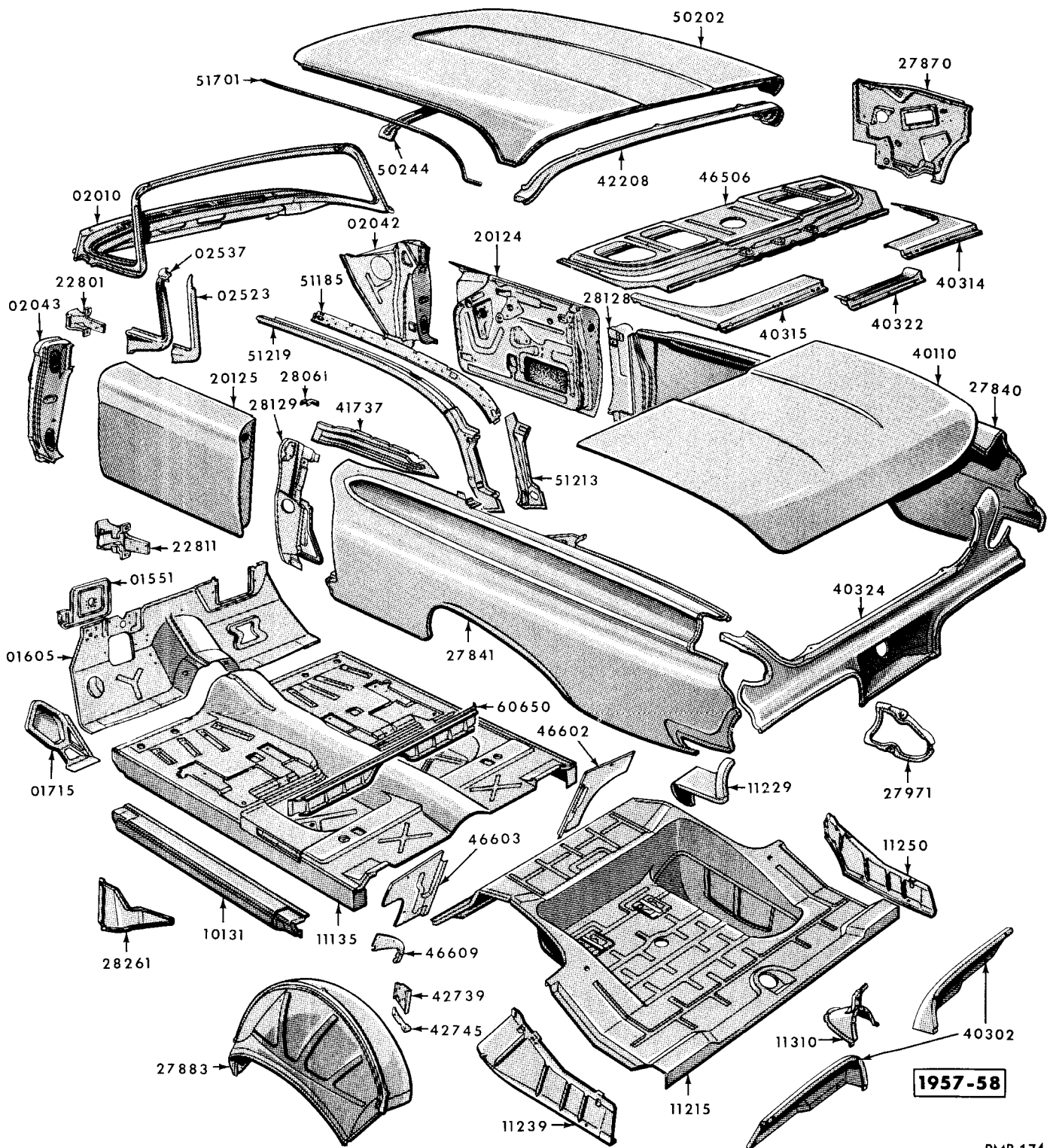


1956

*REFER TO CHASSIS PARTS CATALOG FOR ADDITIONAL INFORMATION

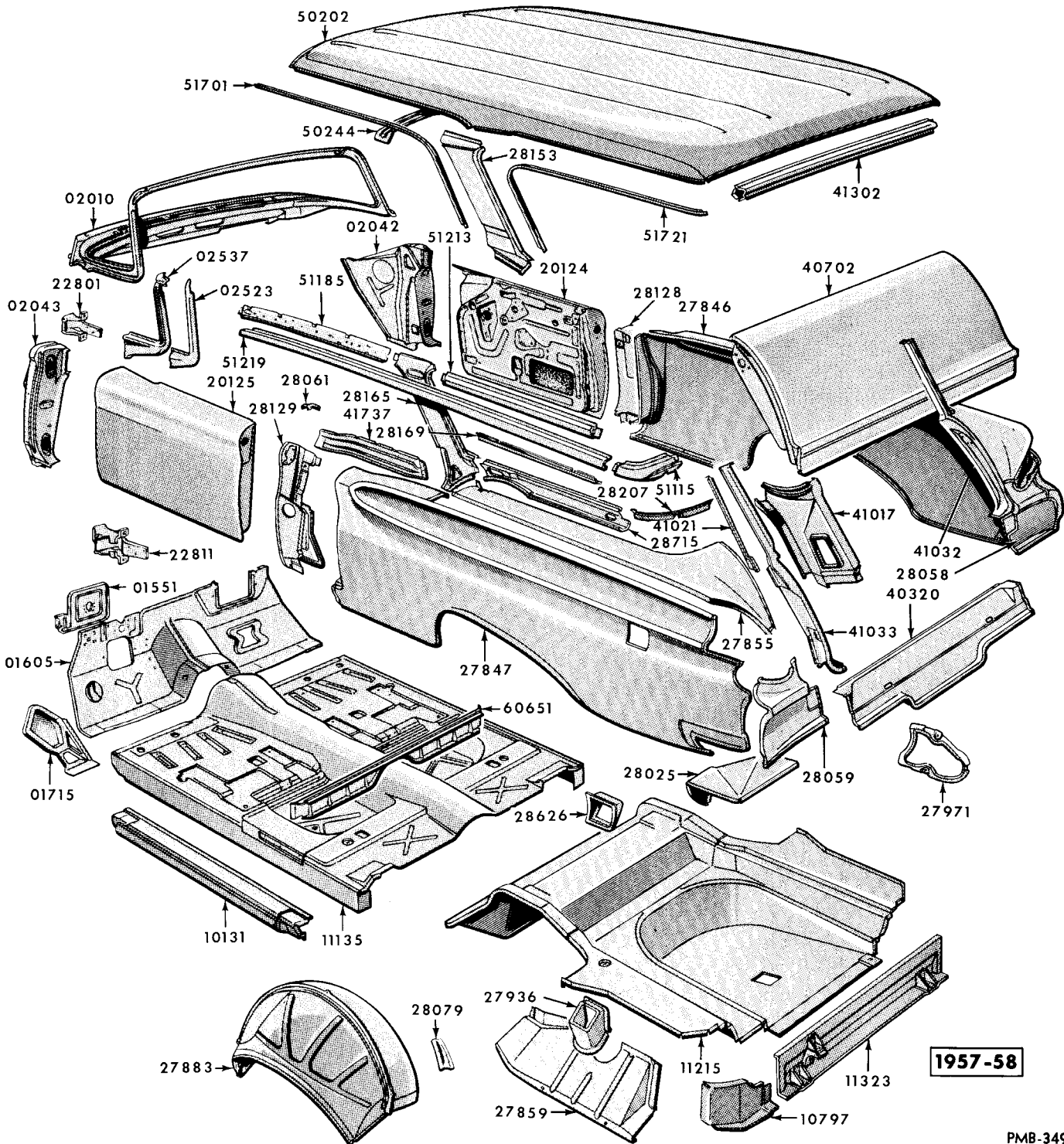
PMB-110

SHEET METAL MODEL 79



PMB-174

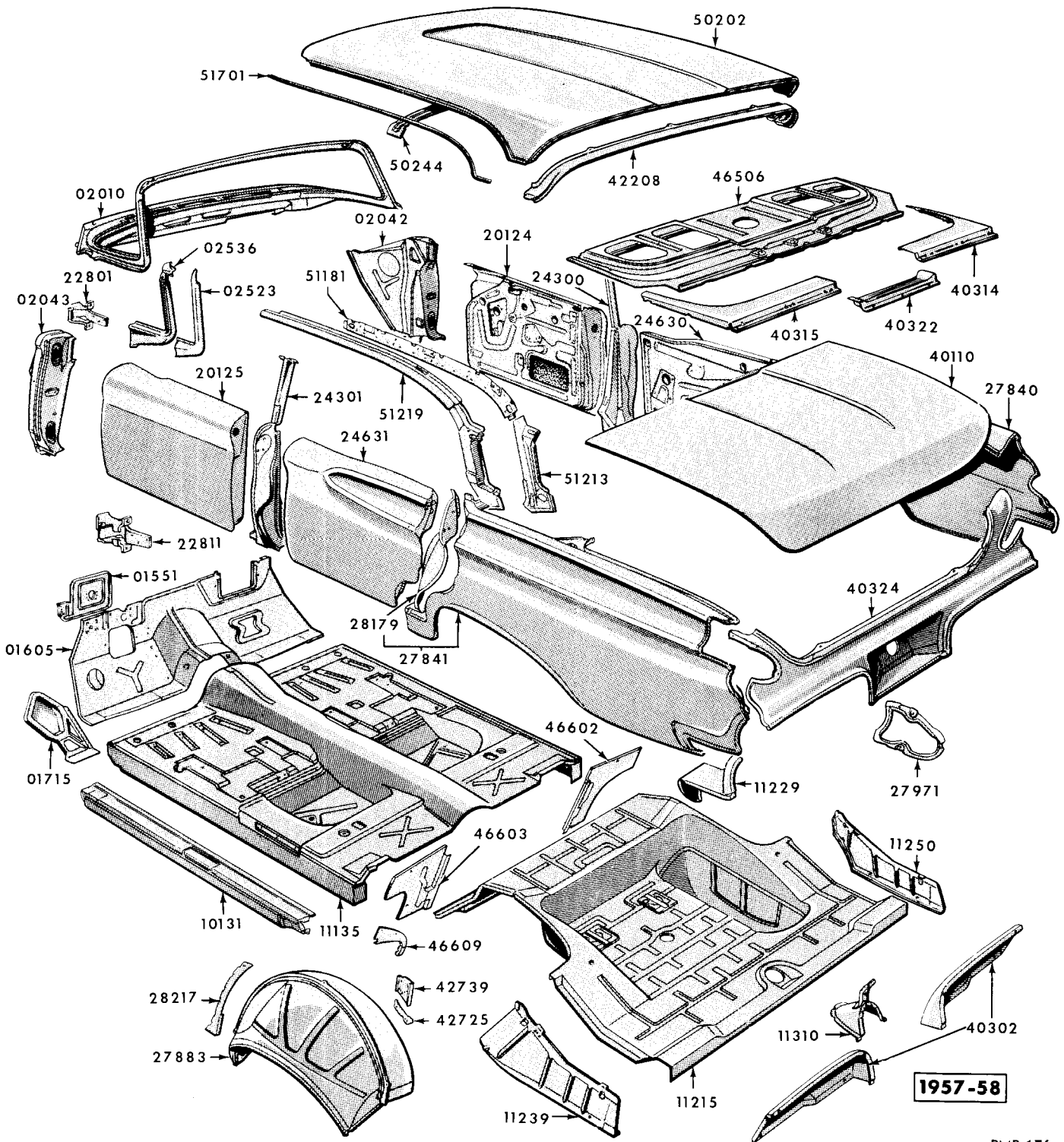
SHEET METAL MODEL 63



1957-58

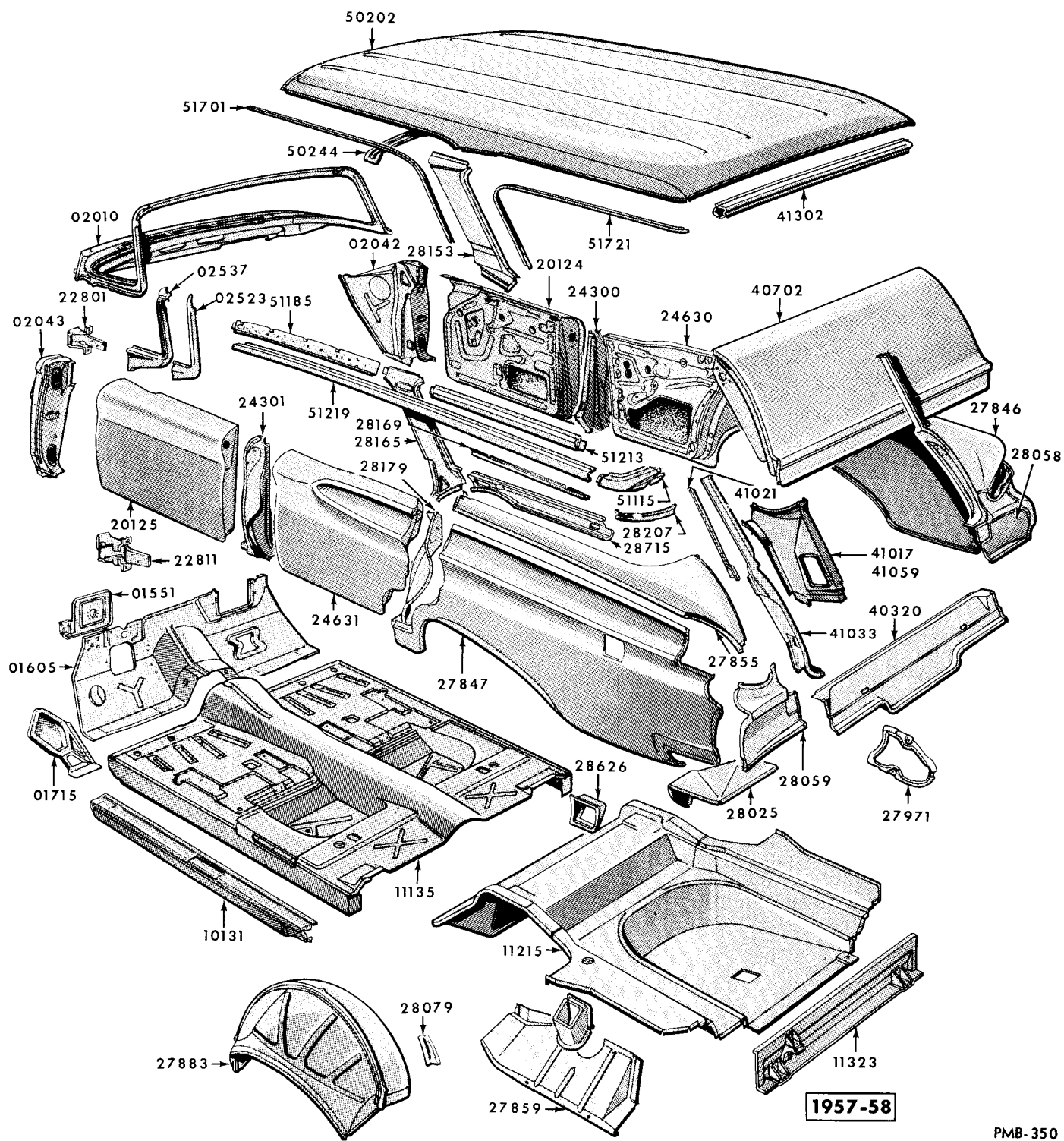
PMB-349

SHEET METAL MODEL 56



PMB-176

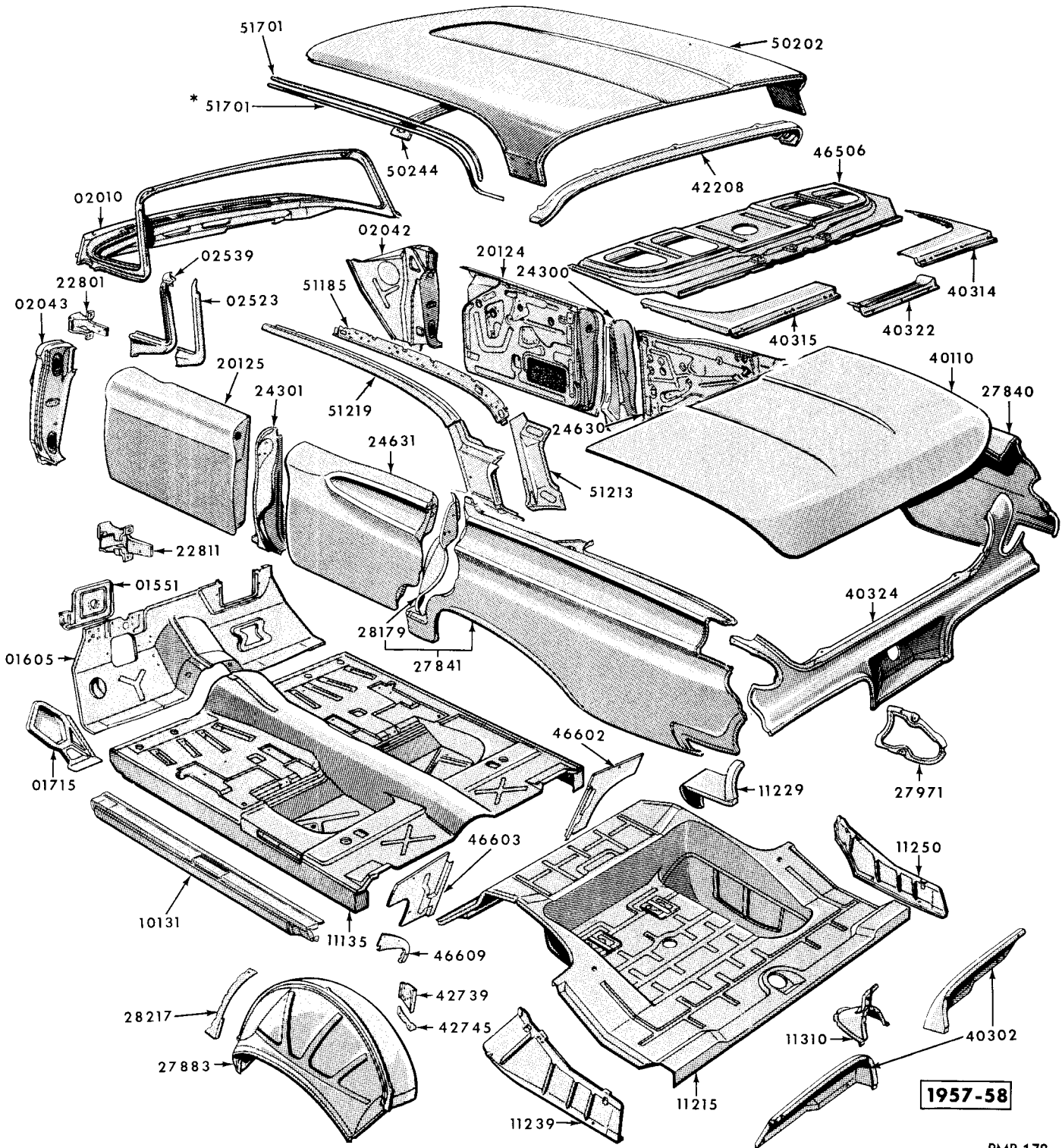
SHEET METAL MODEL 58



1957-58

PMB-350

SHEET METAL MODEL 77

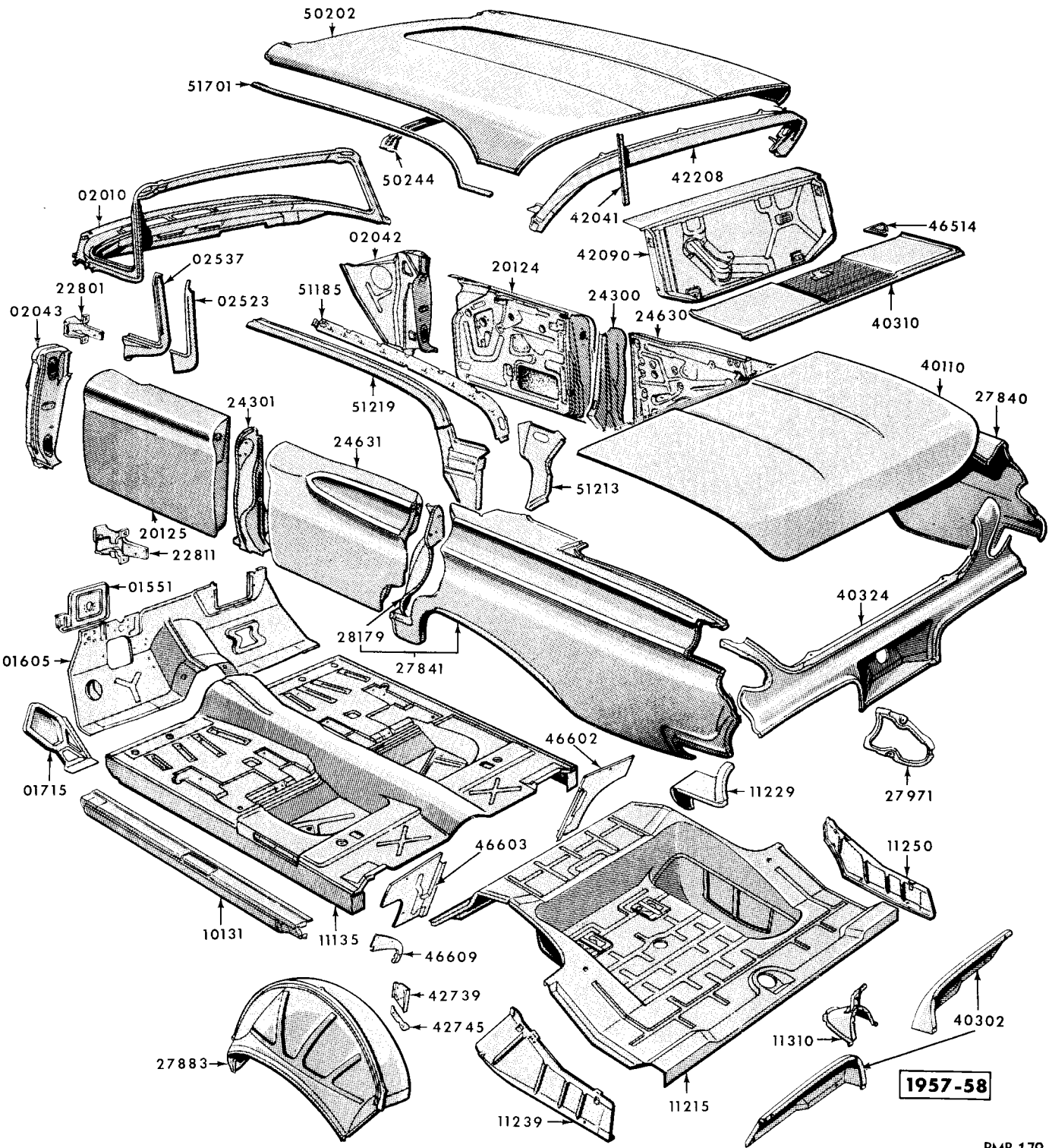


* USED ON 1958 MODELS

1957-58

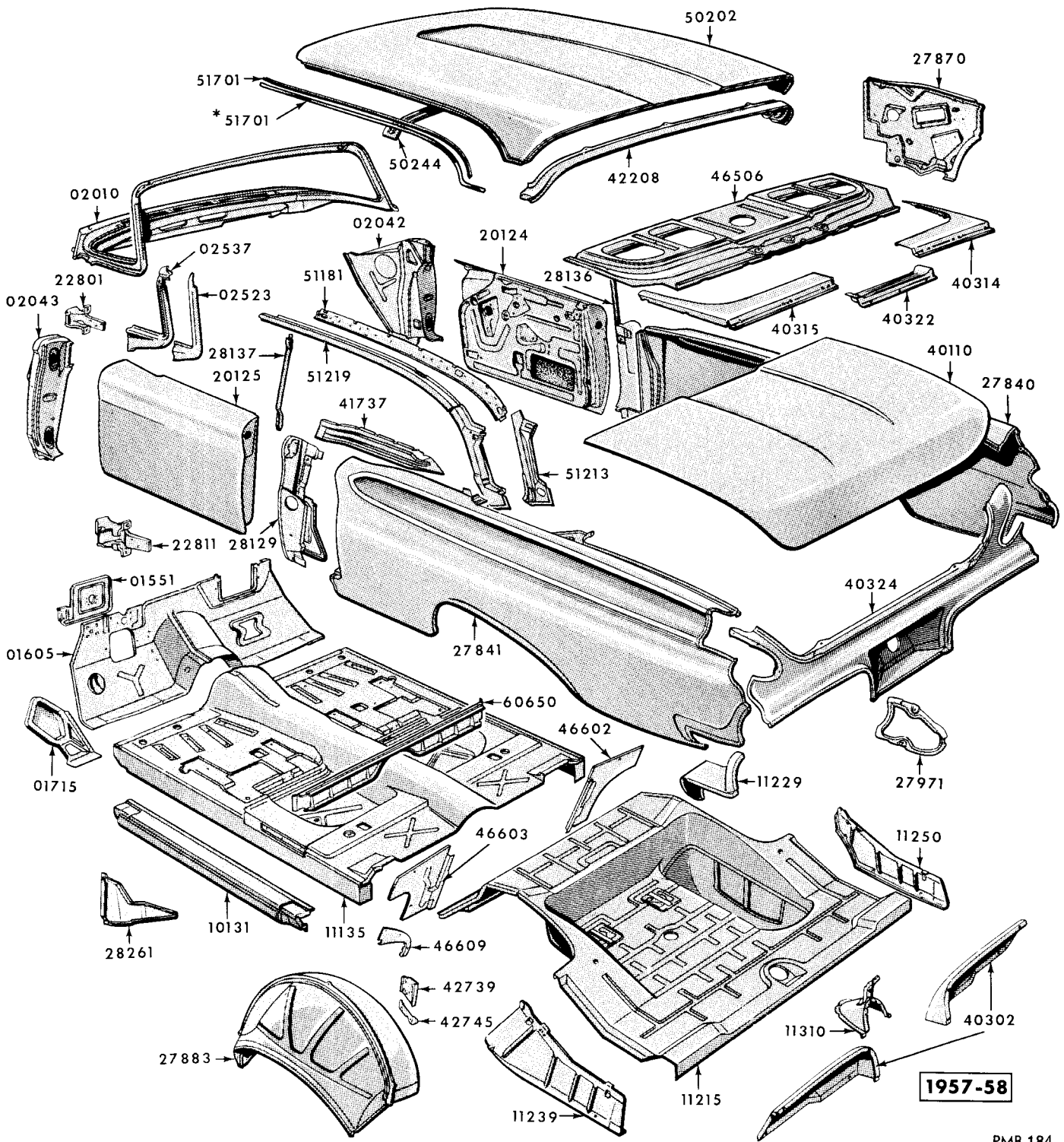
PMB-178

SHEET METAL MODEL 57



PMB-179

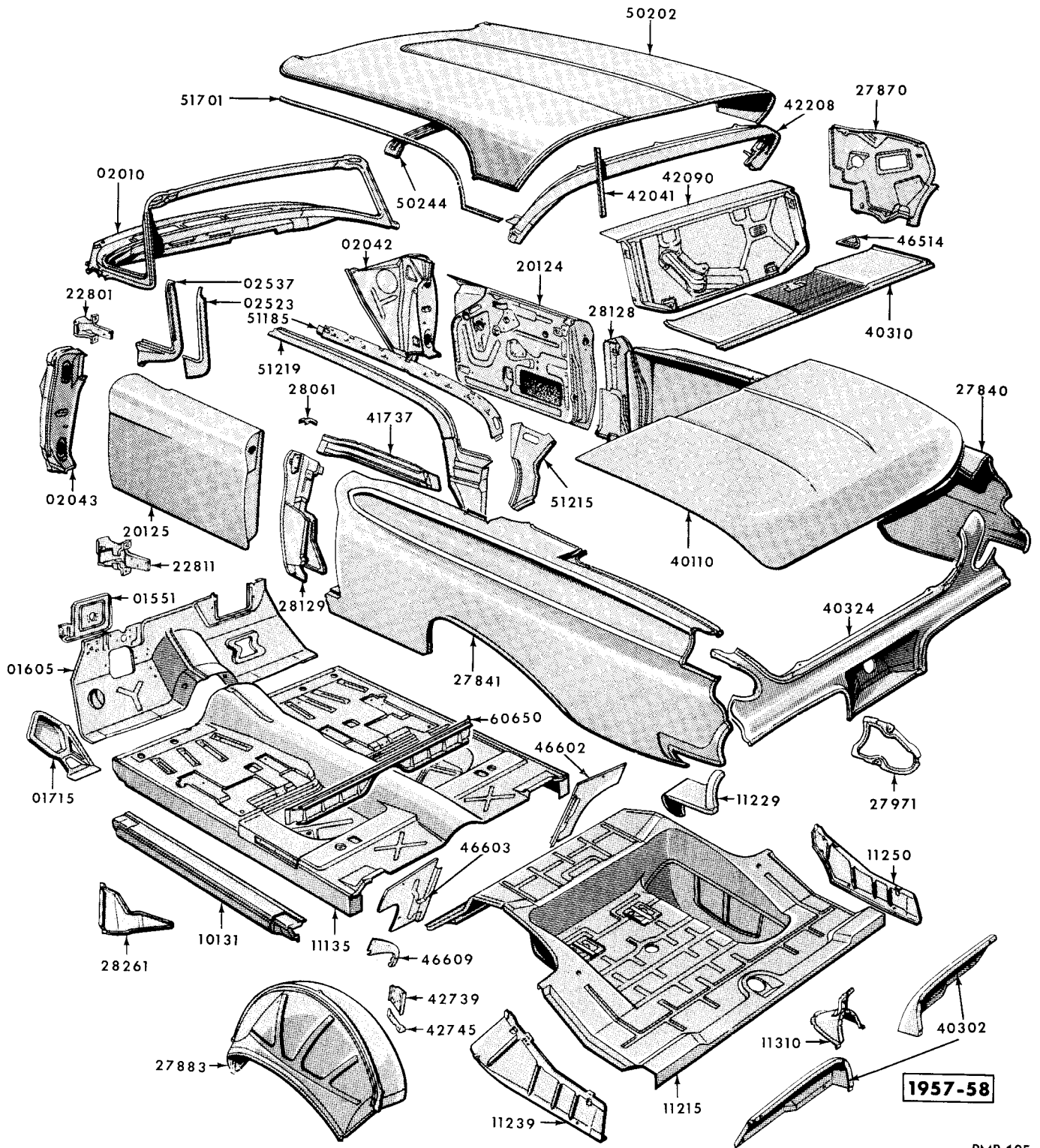
SHEET METAL MODEL 75



* USED ON 1958 MODELS

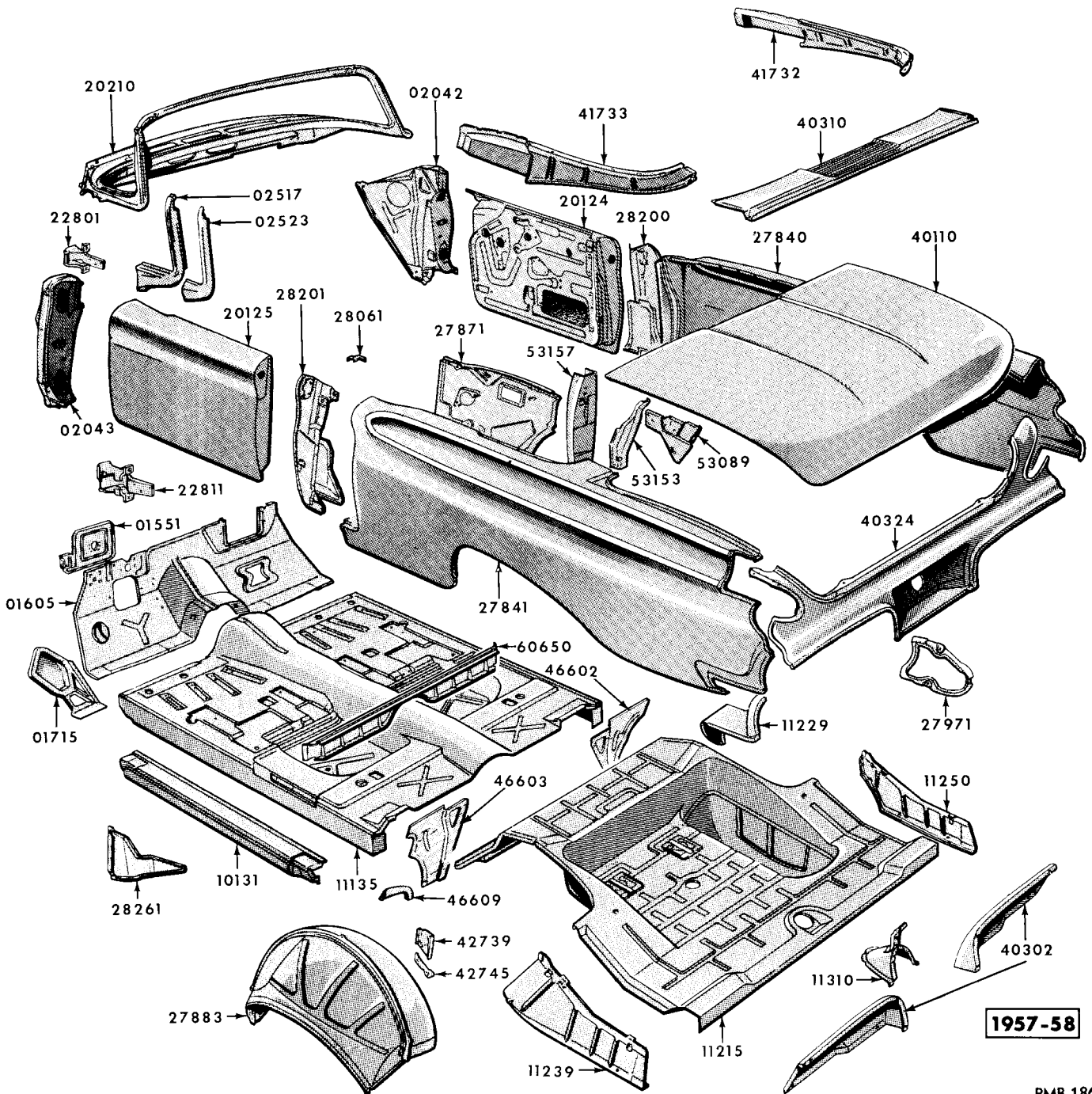
SHEET METAL MODEL 64

PMB-184



PMB-185

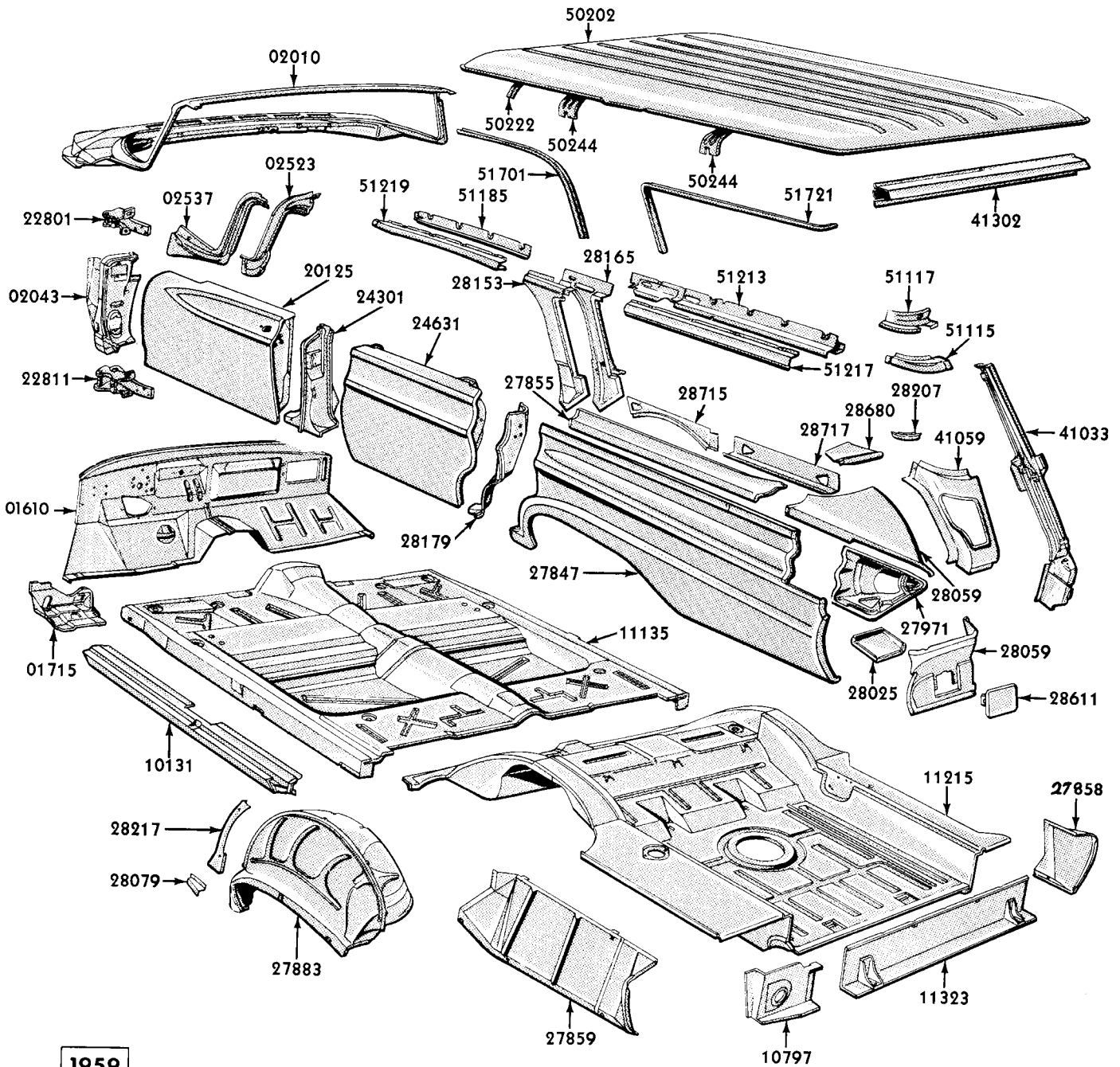
SHEET METAL MODEL 65



1957-58

PMB-186

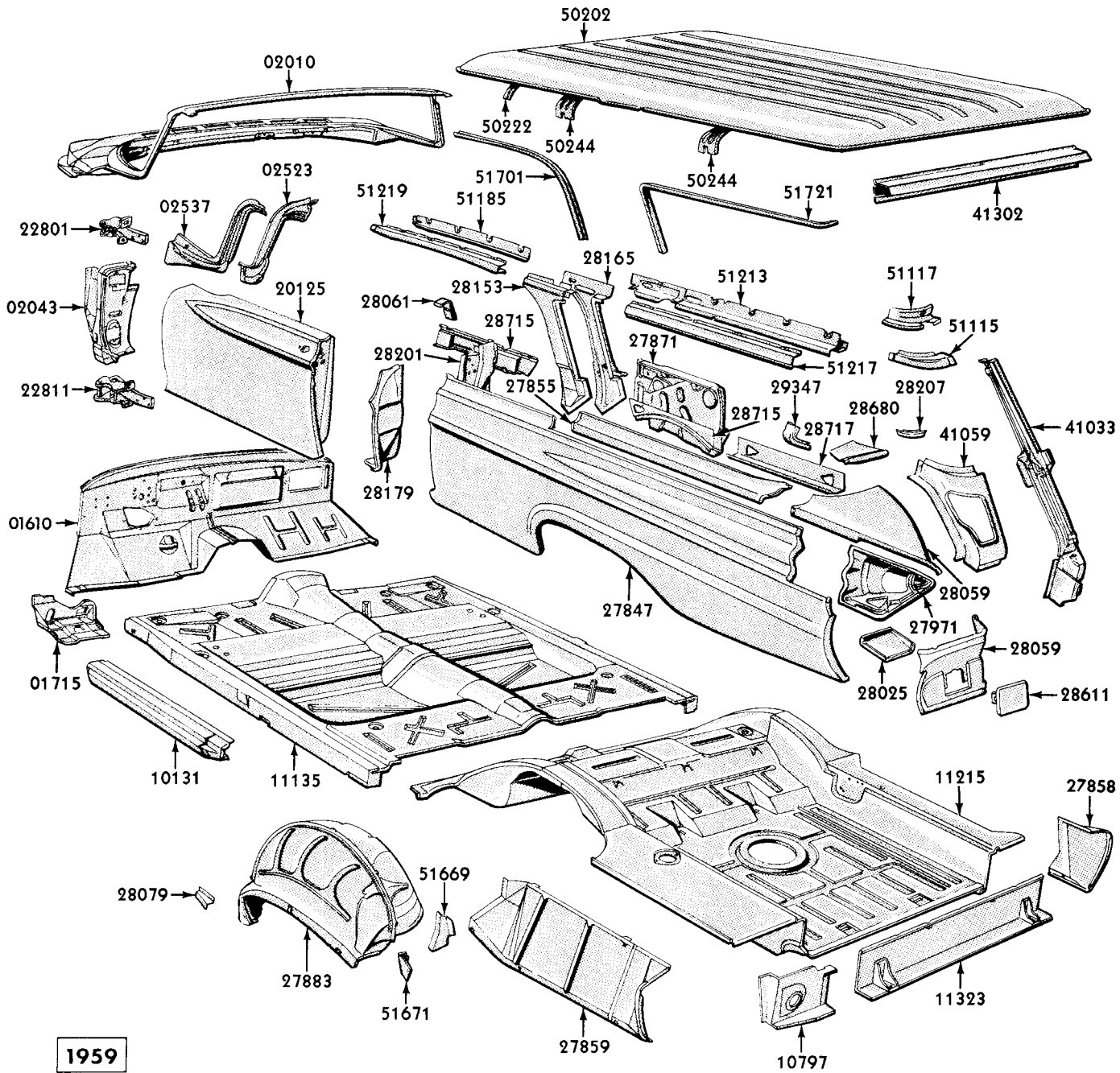
SHEET METAL MODEL 76



1959

PMB-404

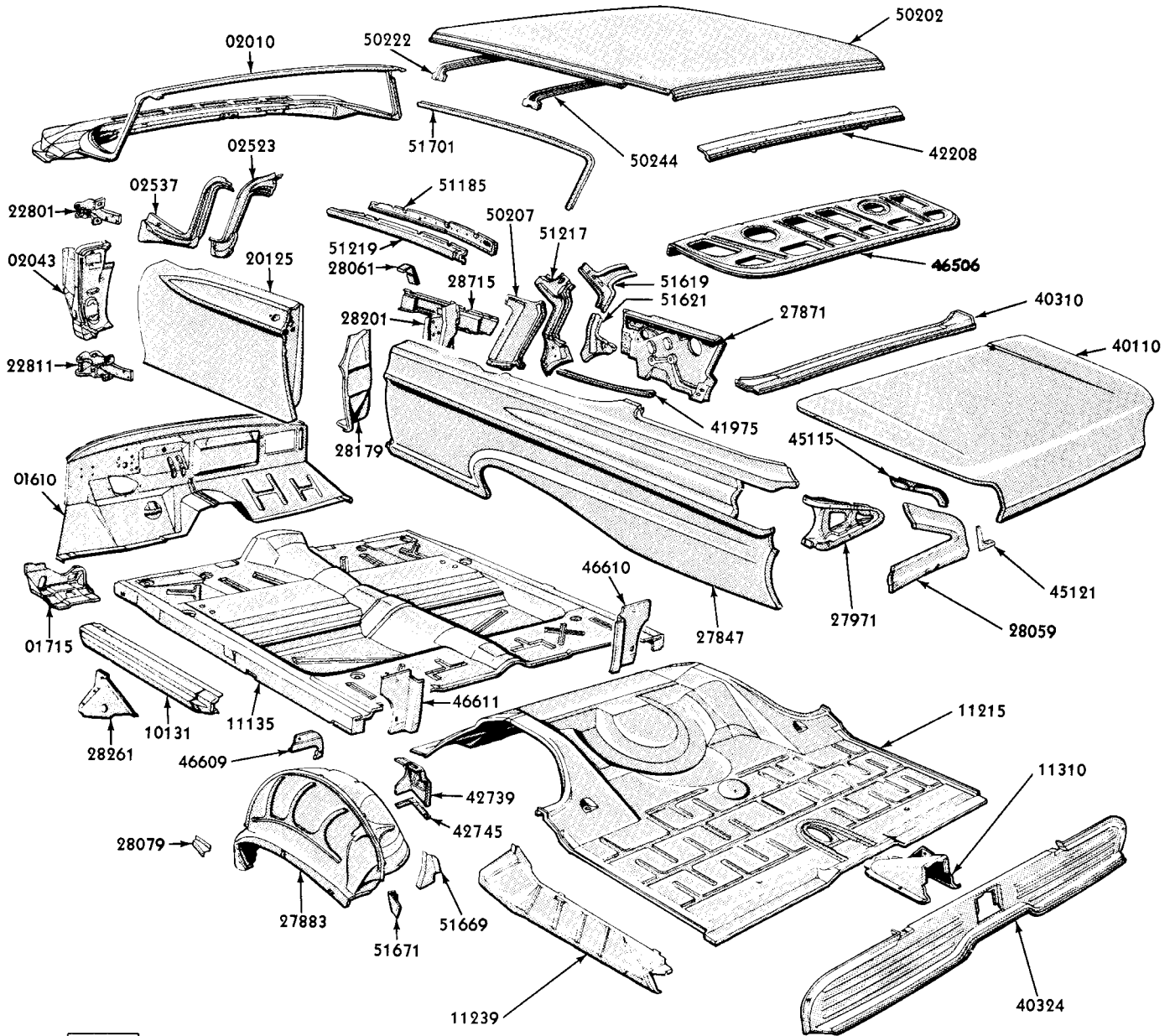
SHEET METAL MODEL 77



1959

PMB-402

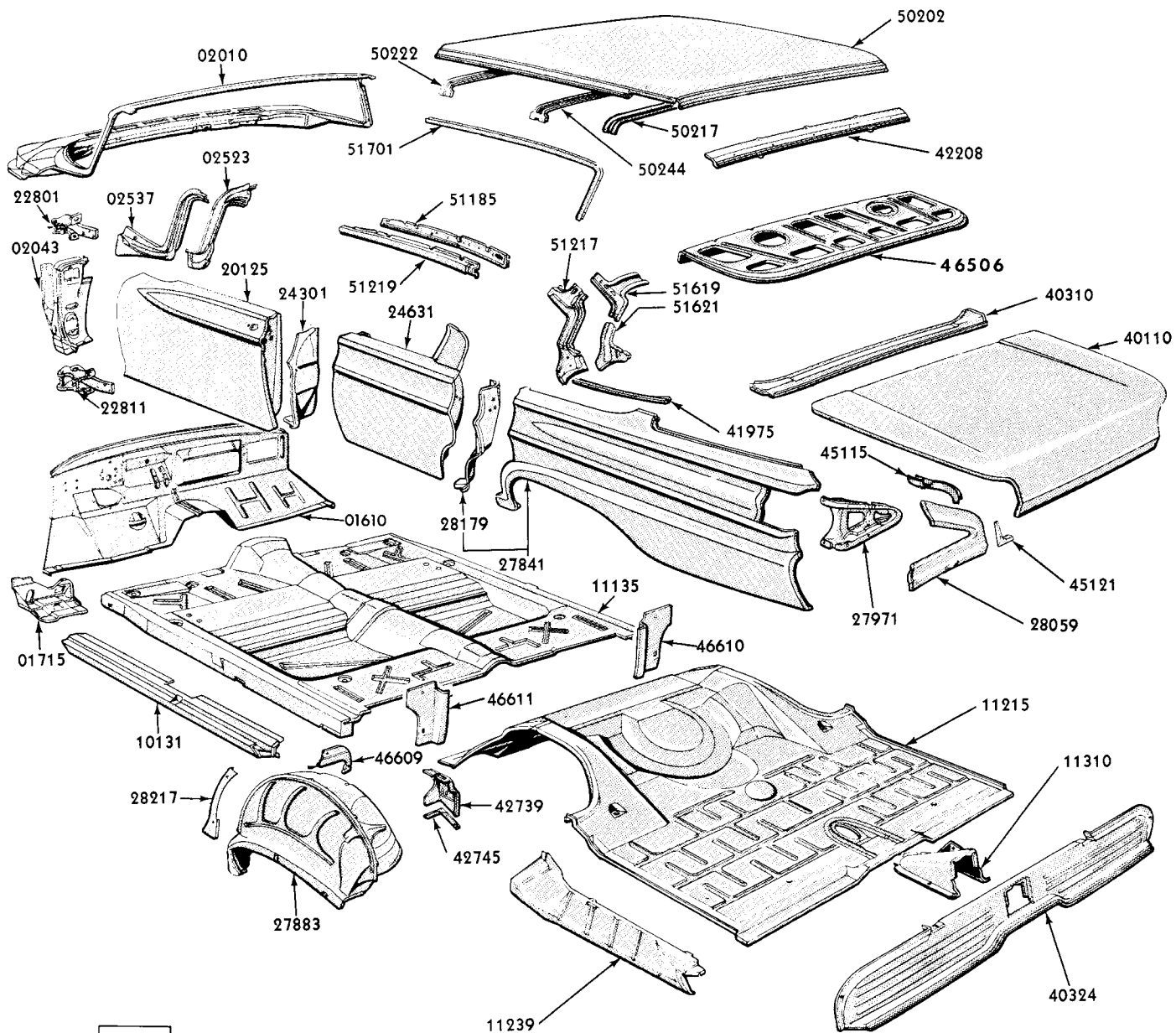
SHEET METAL MODEL 56



1959

PMB-517

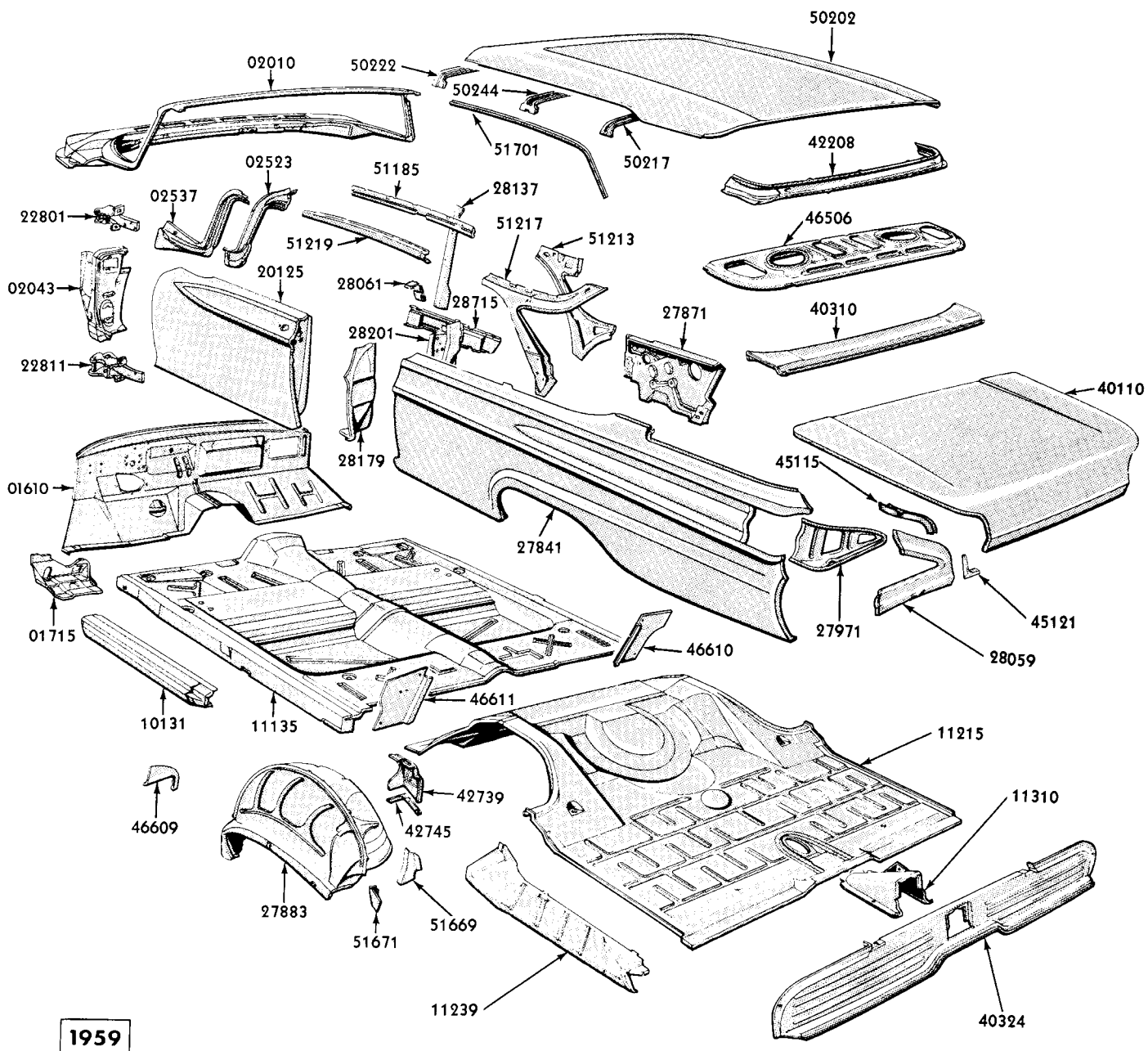
SHEET METAL MODEL 63



1959

PMB-519

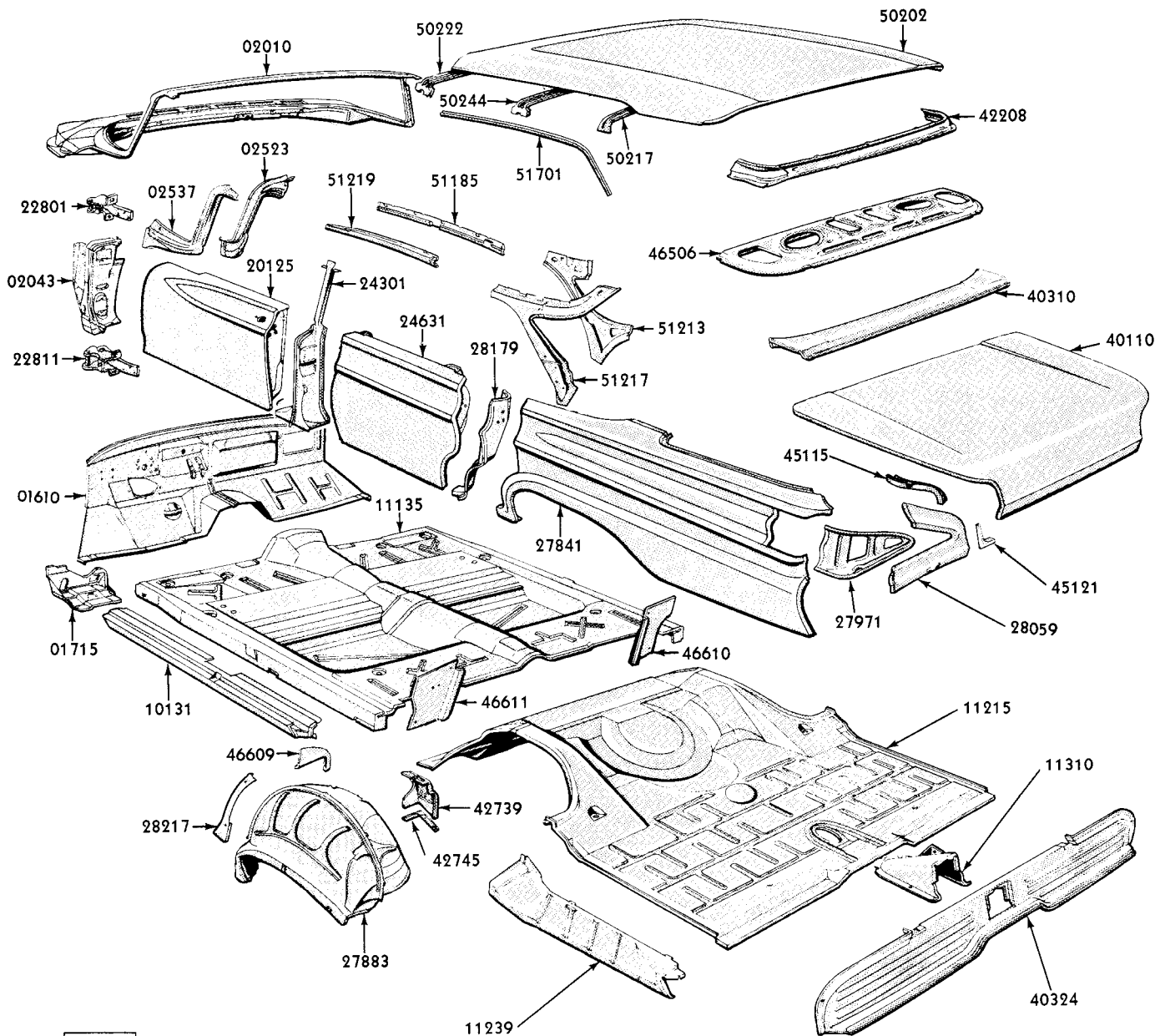
SHEET METAL MODEL 57



1959

PMB-520

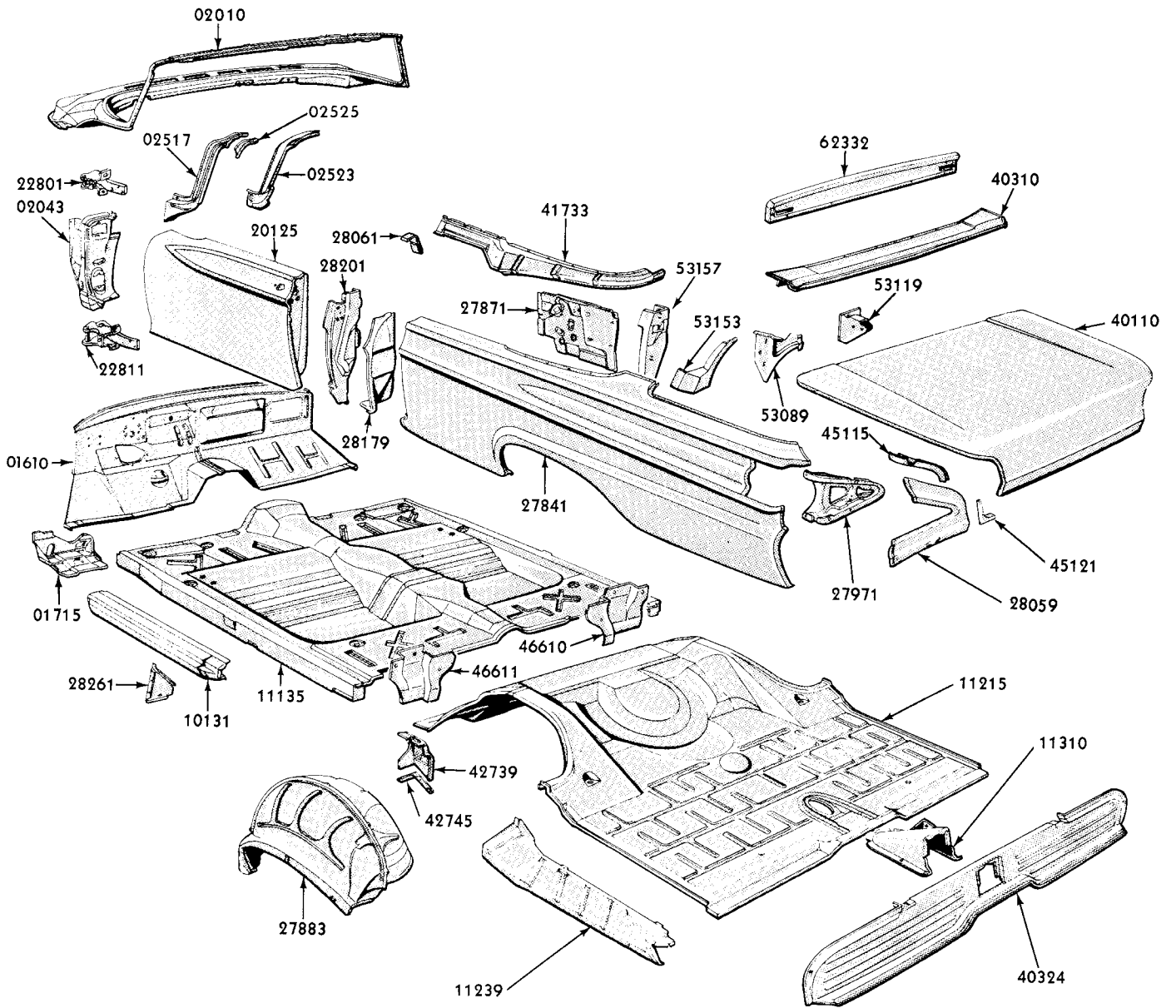
SHEET METAL MODEL 64



1959

PMB-518

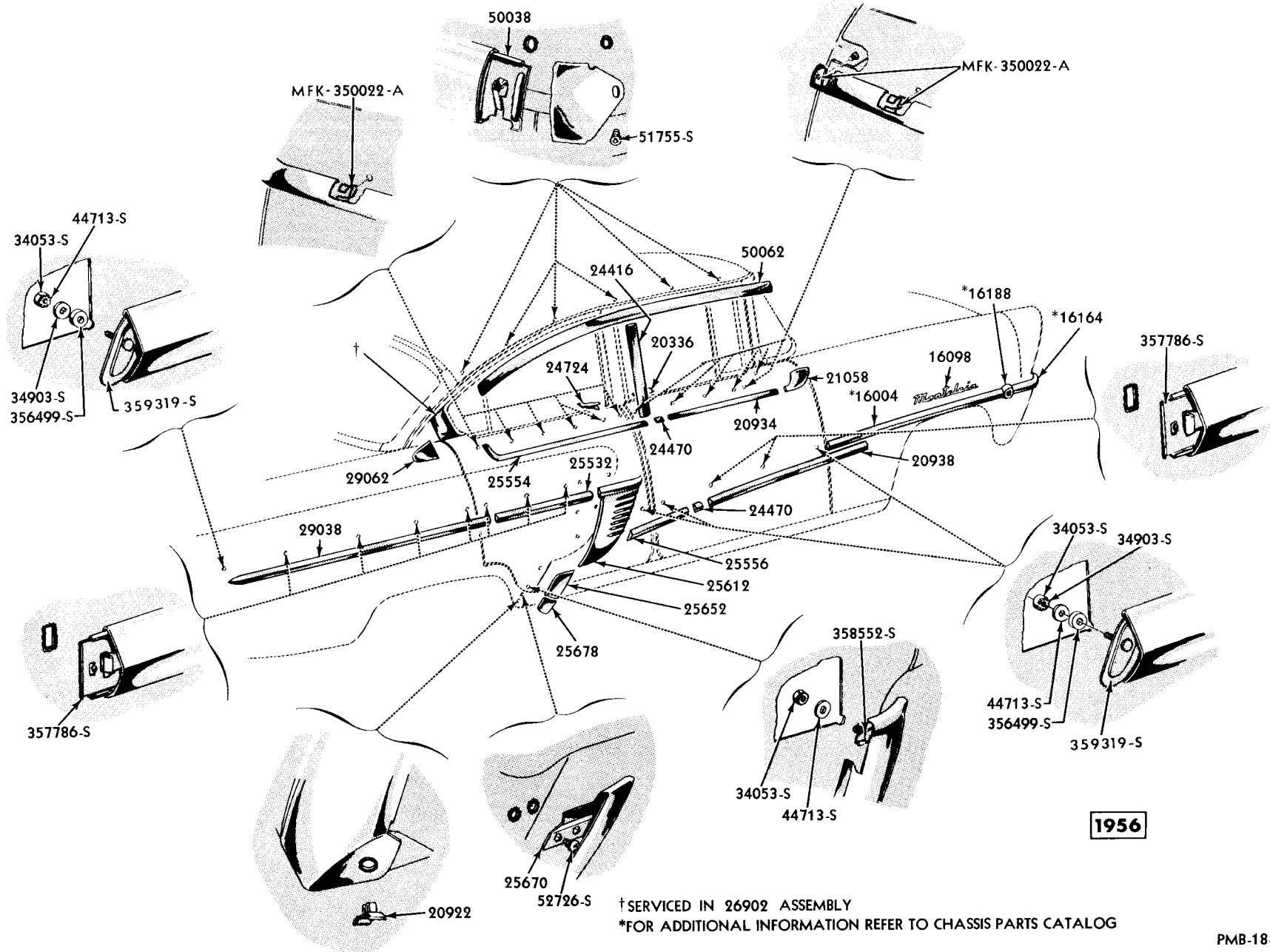
SHEET METAL MODEL 58



1959

PMB-521

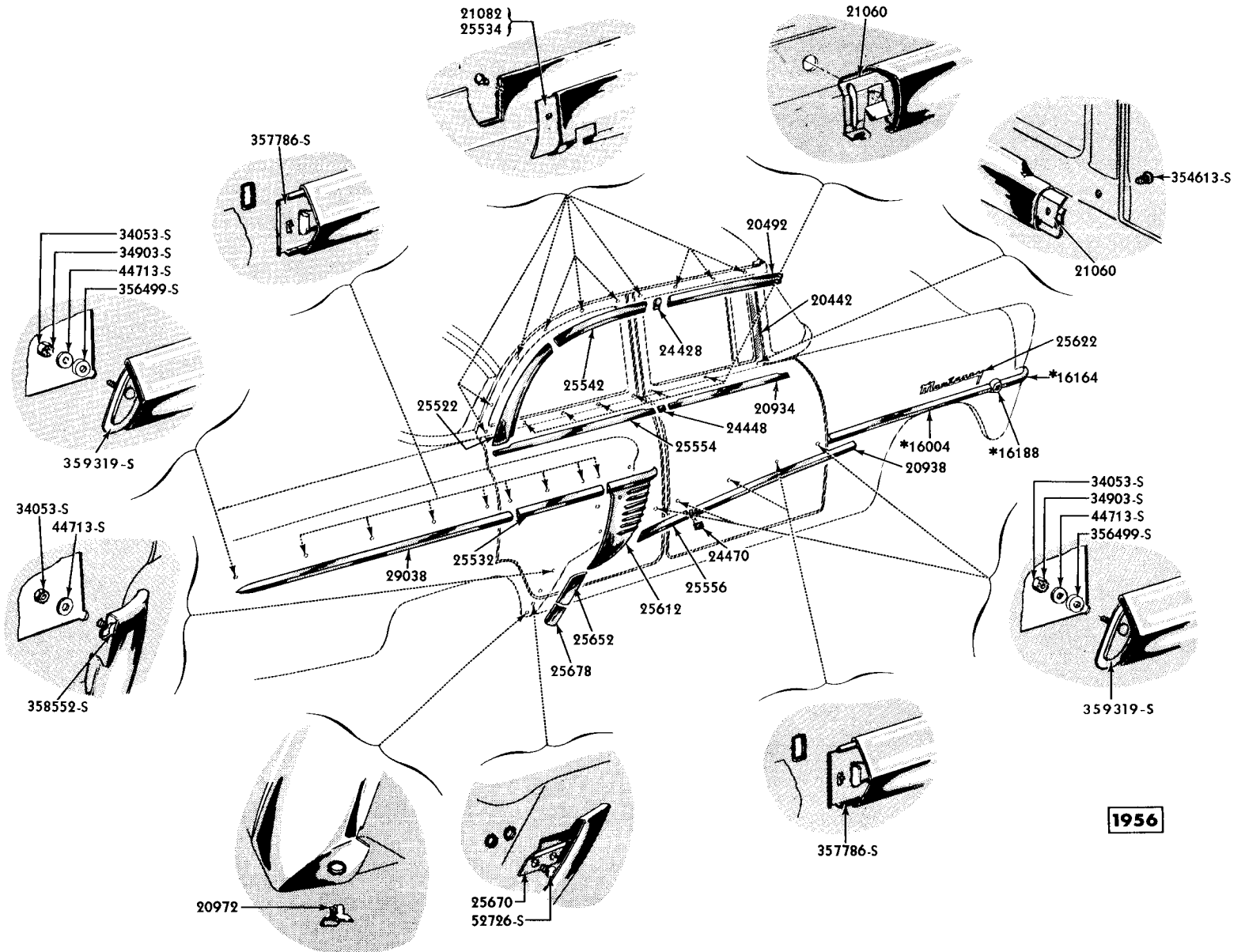
SHEET METAL MODEL 76



1956

†SERVICED IN 26902 ASSEMBLY
*FOR ADDITIONAL INFORMATION REFER TO CHASSIS PARTS CATALOG

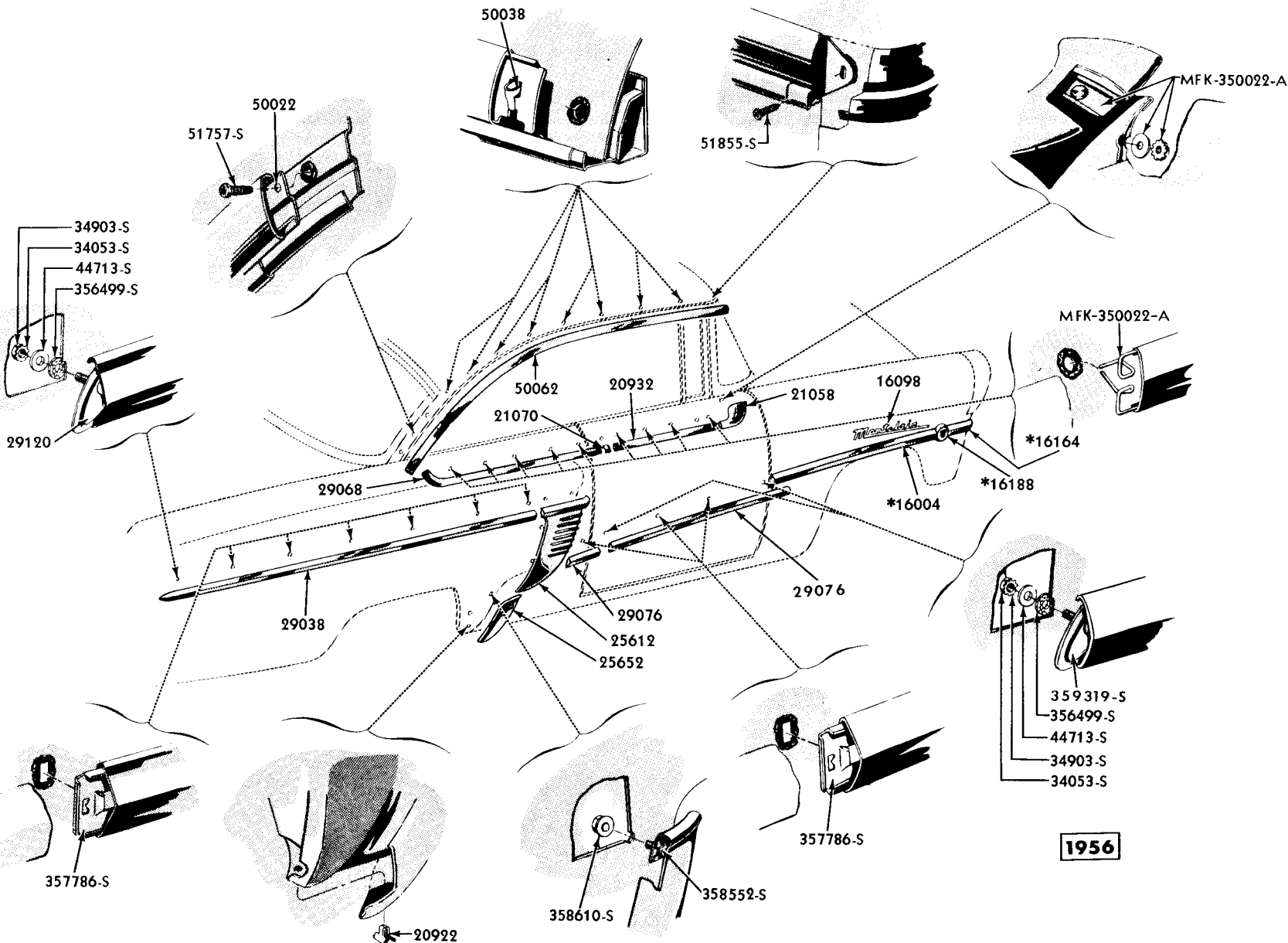
EXTERIOR VIEW MODEL 58



*FOR ADDITIONAL INFORMATION REFER TO CHASSIS PARTS CATALOG

PMB-215

EXTERIOR VIEW MODEL 73



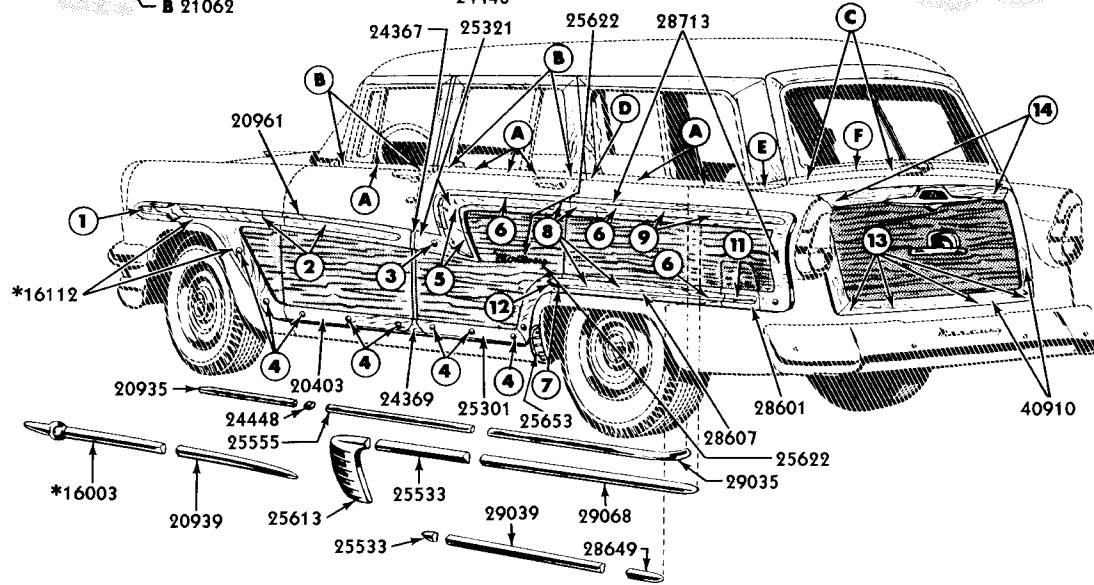
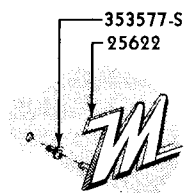
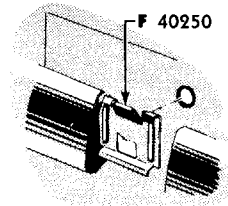
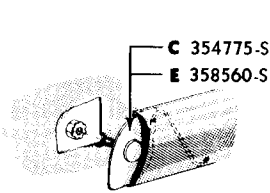
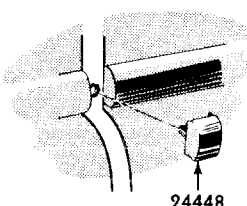
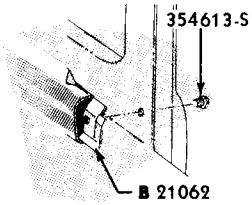
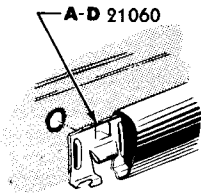
1956

*REFER TO CHASSIS PARTS CATALOG FOR ADDITIONAL INFORMATION

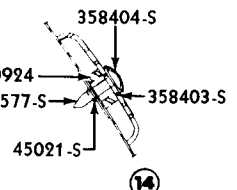
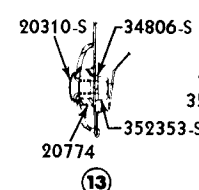
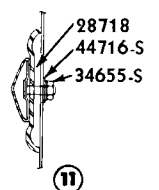
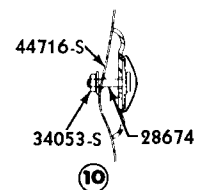
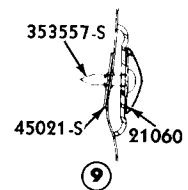
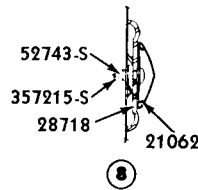
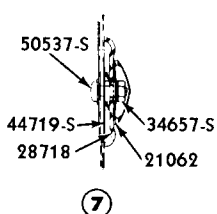
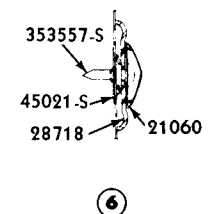
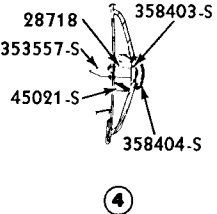
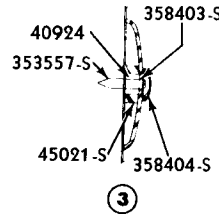
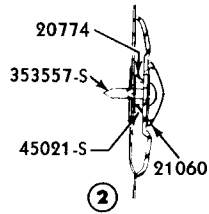
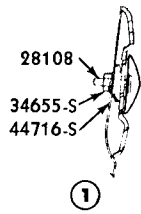
PMB-216

EXTERIOR VIEW MODEL 64A

740



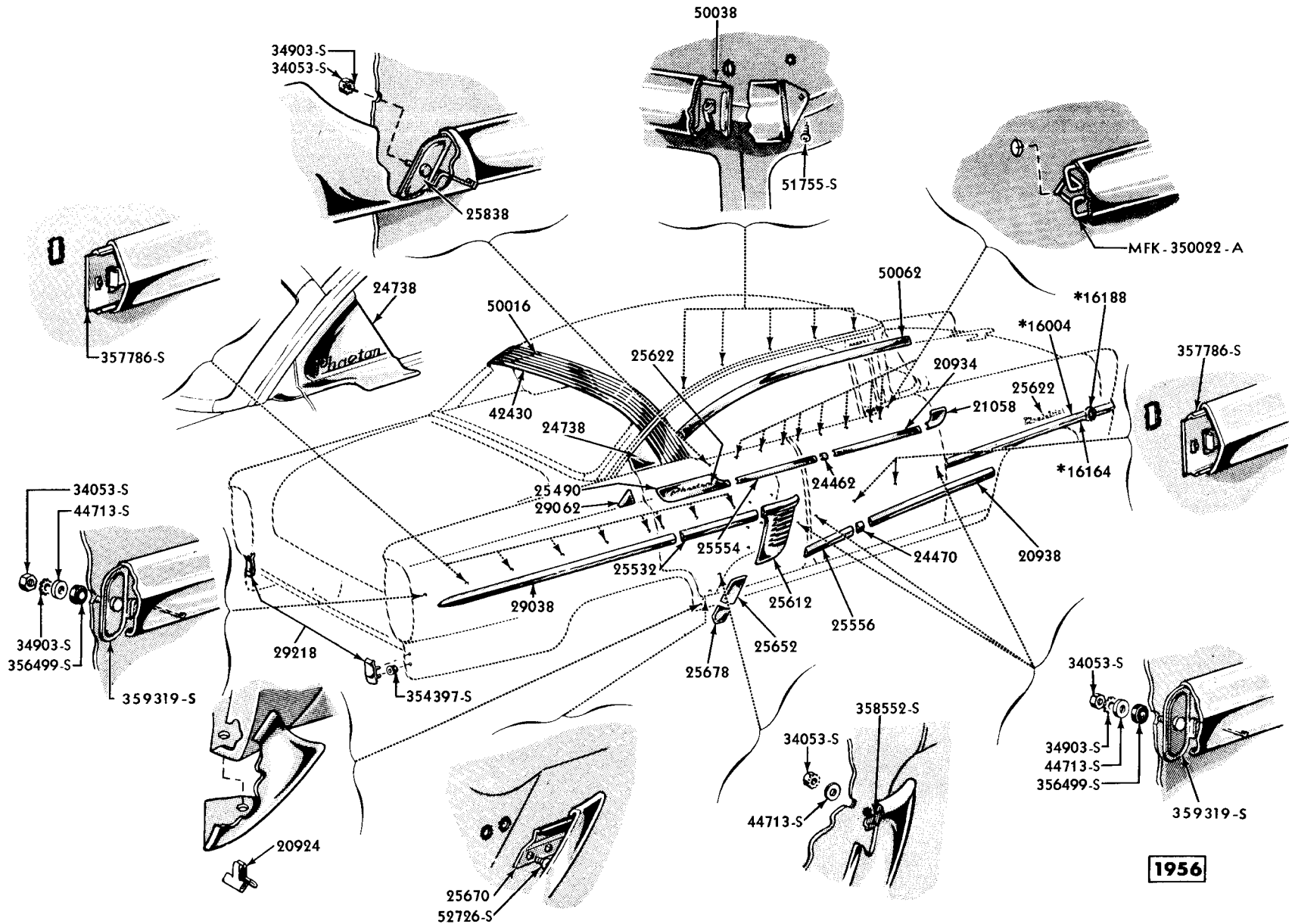
1956



*FOR ADDITIONAL INFORMATION REFER TO CHASSIS PARTS CATALOG

PMB-217

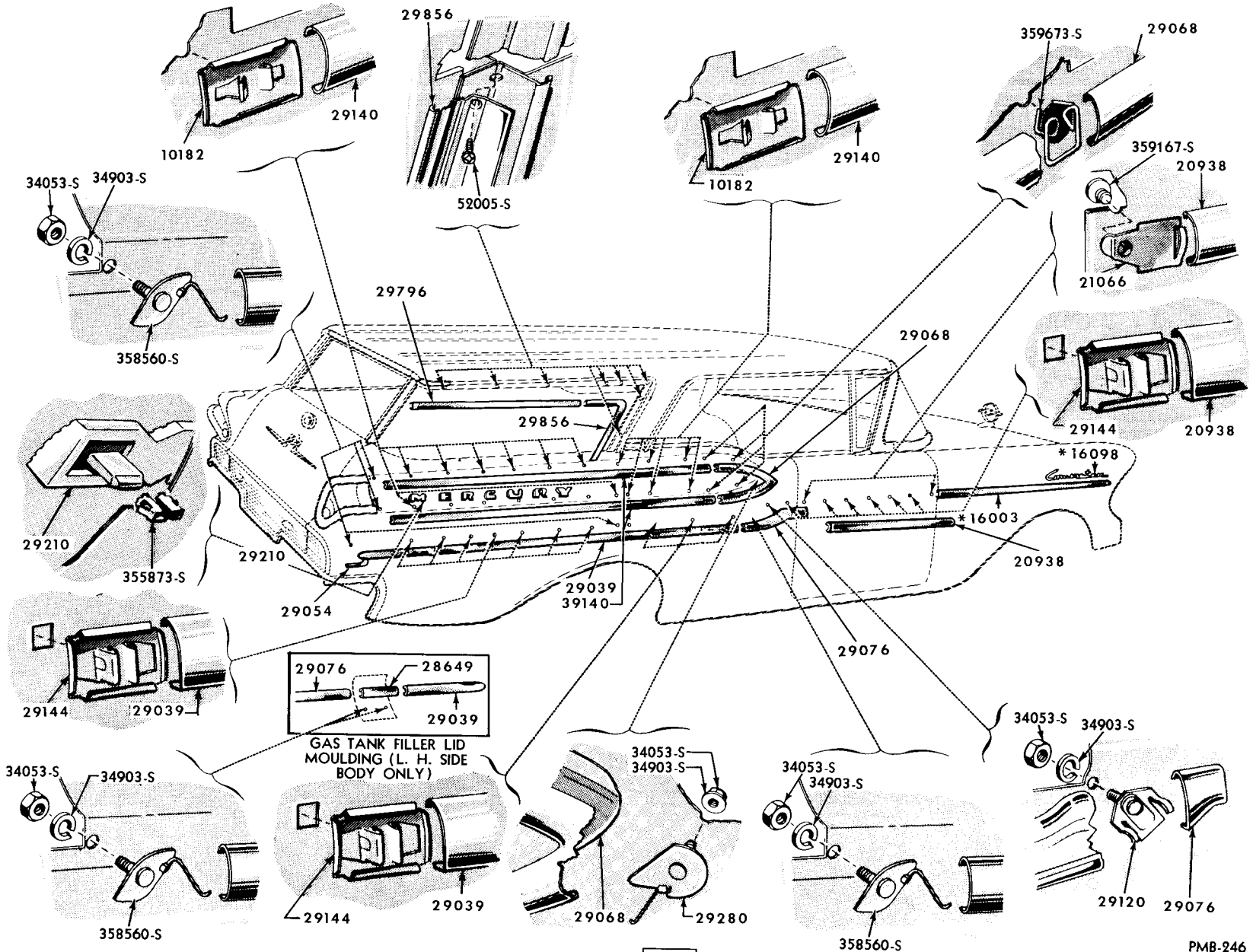
EXTERIOR VIEW MODEL 79



*FOR ADDITIONAL INFORMATION REFER TO CHASSIS PARTS CATALOG

PMB-218

EXTERIOR VIEW MODEL 57

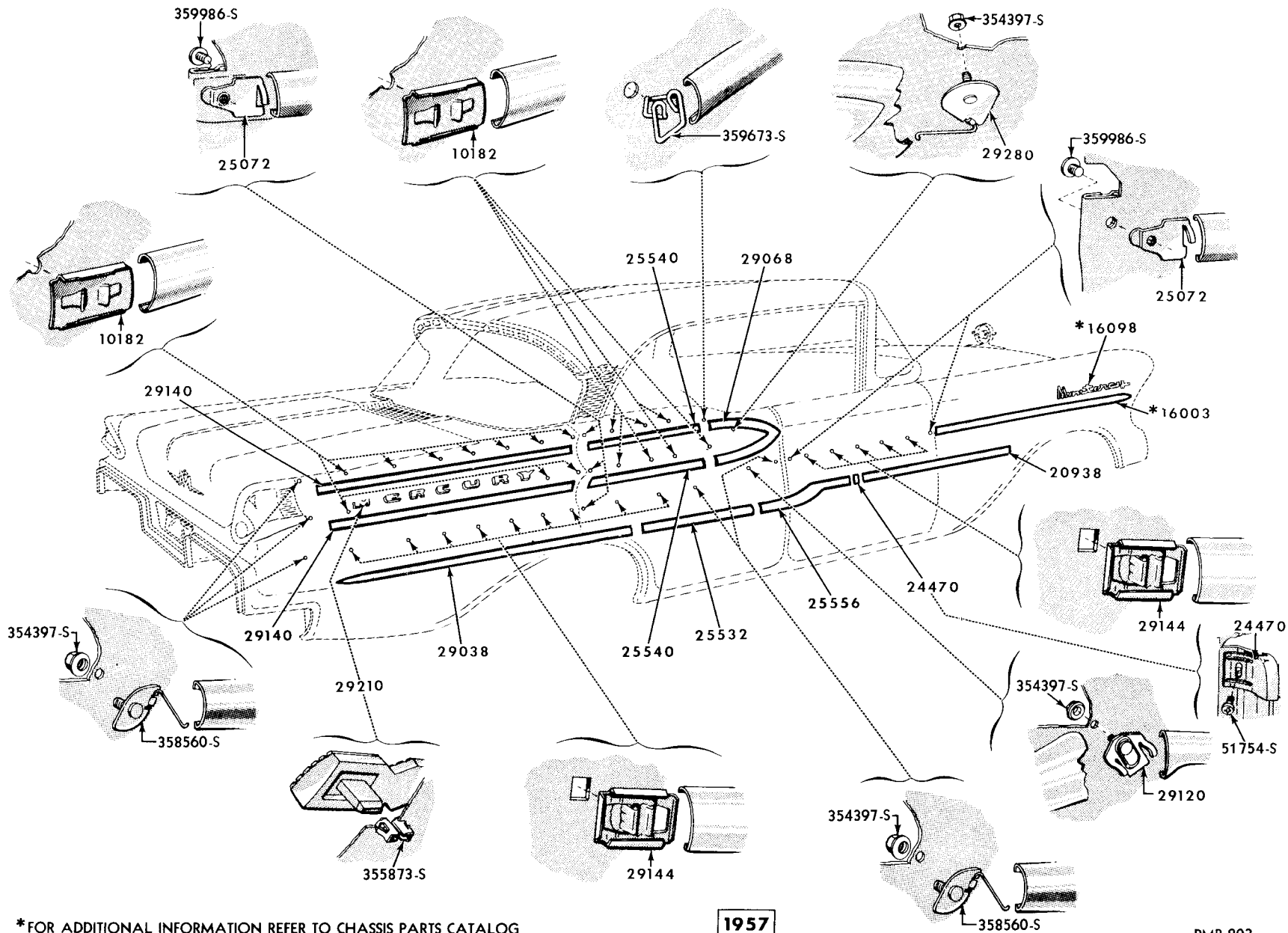


29076 28649
 29039
 GAS TANK FILLER LID
 MOULDING (L. H. SIDE
 BODY ONLY)

1957

*FOR ADDITIONAL INFORMATION REFER TO CHASSIS PARTS CATALOG

EXTERIOR VIEW MODEL 56

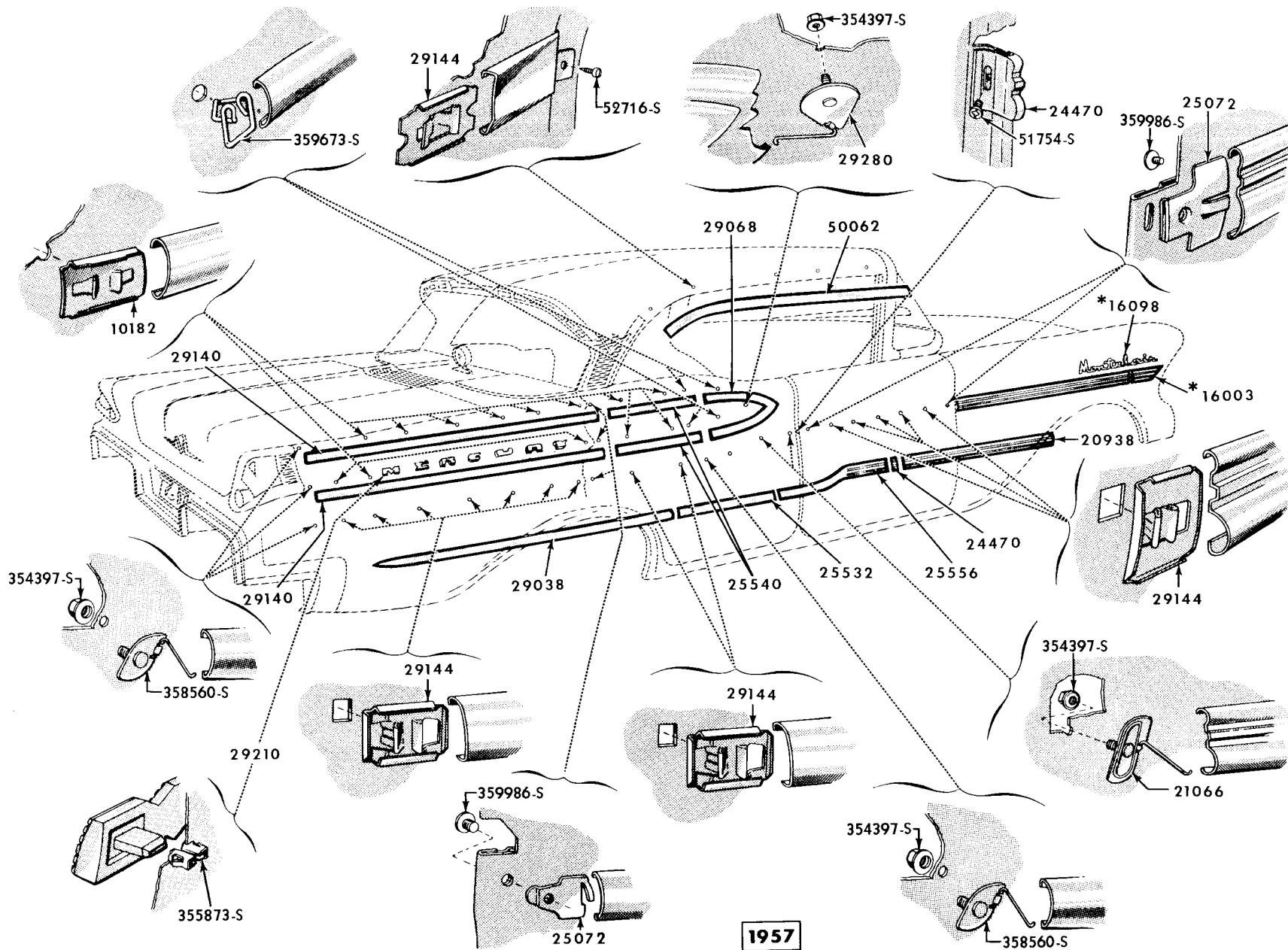


*FOR ADDITIONAL INFORMATION REFER TO CHASSIS PARTS CATALOG

1957

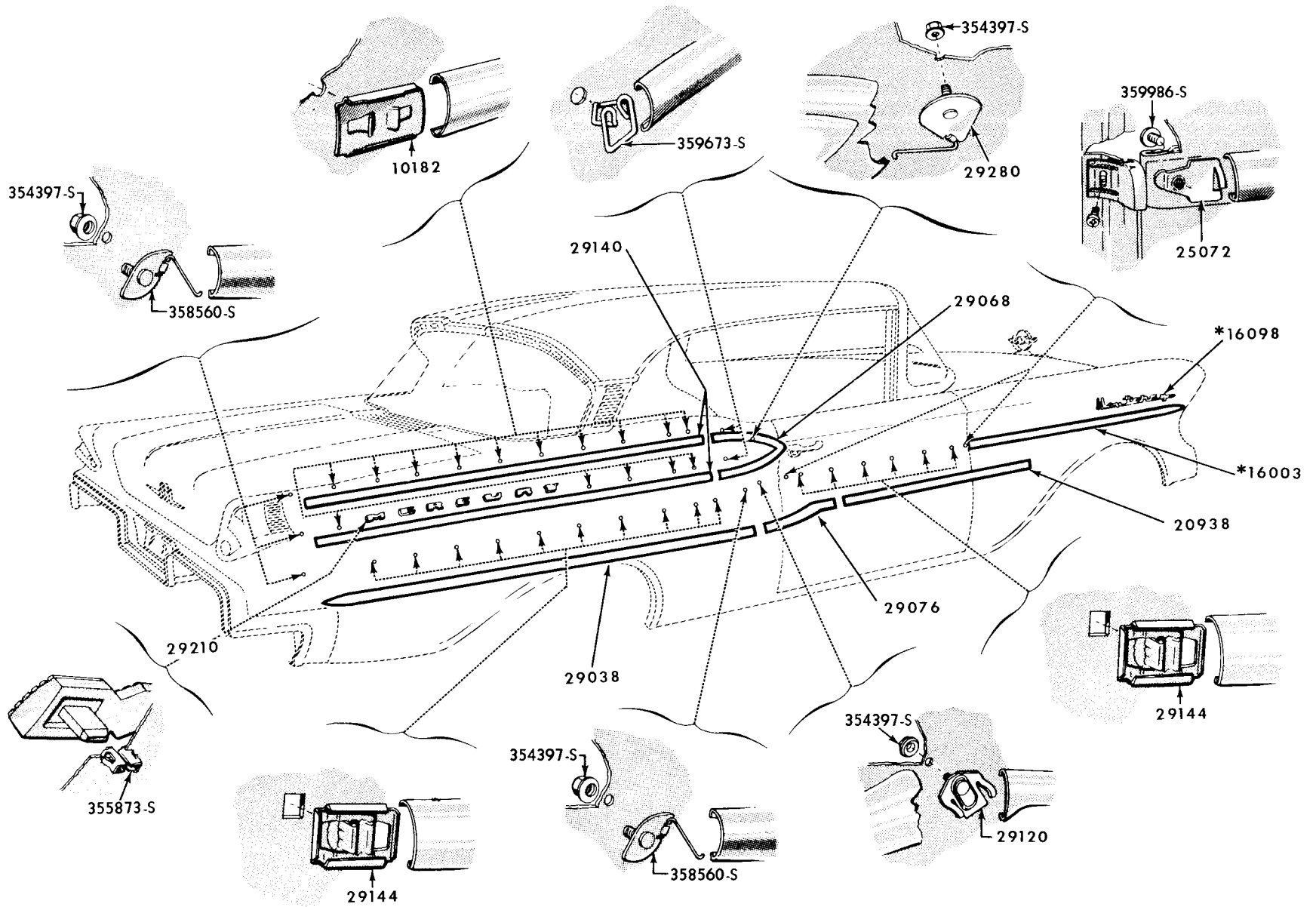
PMB-203

EXTERIOR VIEW MODEL 57A



*FOR ADDITIONAL INFORMATION REFER TO CHASSIS PARTS CATALOG

EXTERIOR VIEW MODEL 57B

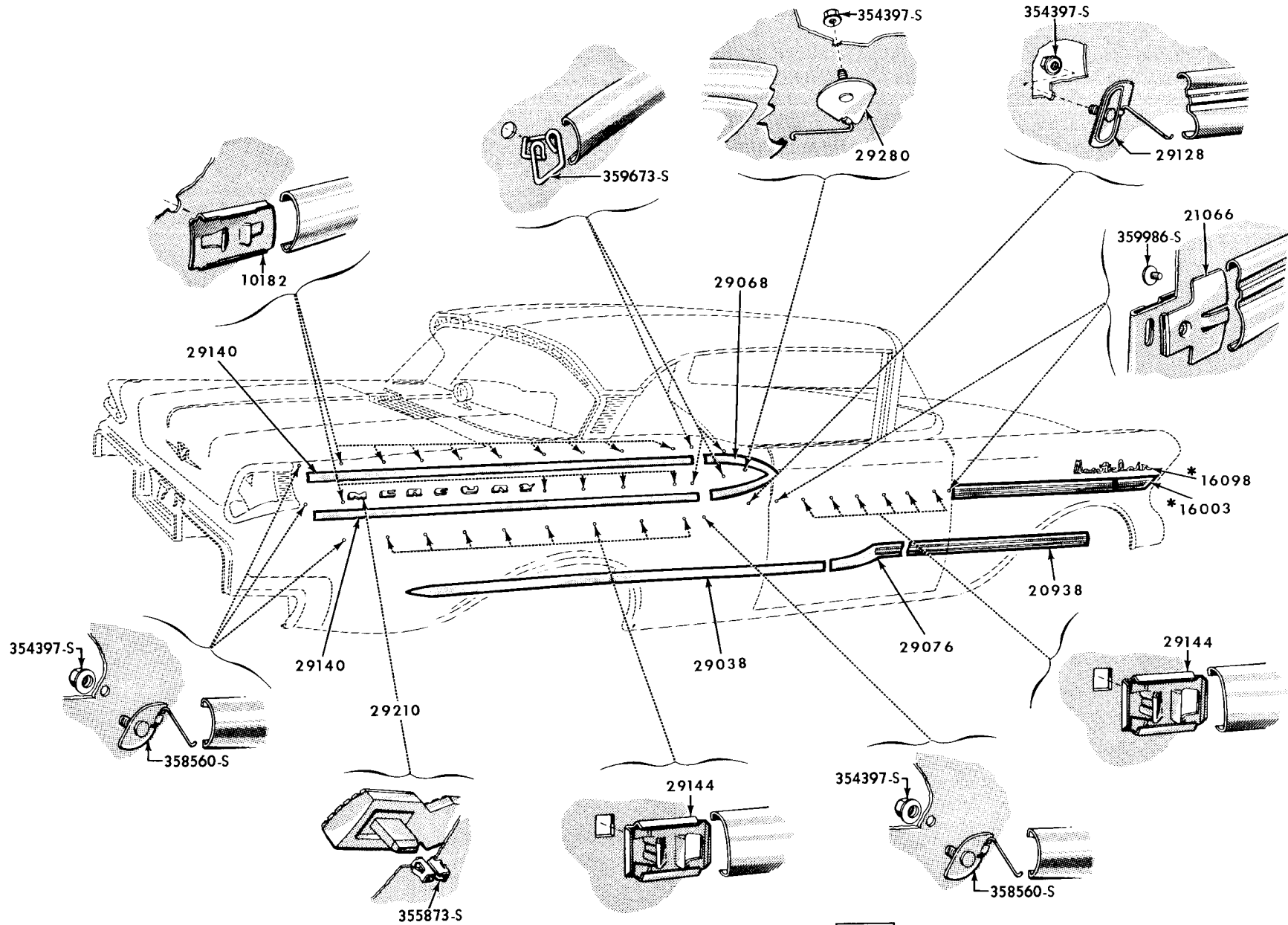


*FOR ADDITIONAL INFORMATION REFER TO CHASSIS PARTS CATALOG

1957

PMB-202

EXTERIOR VIEW MODEL 63A

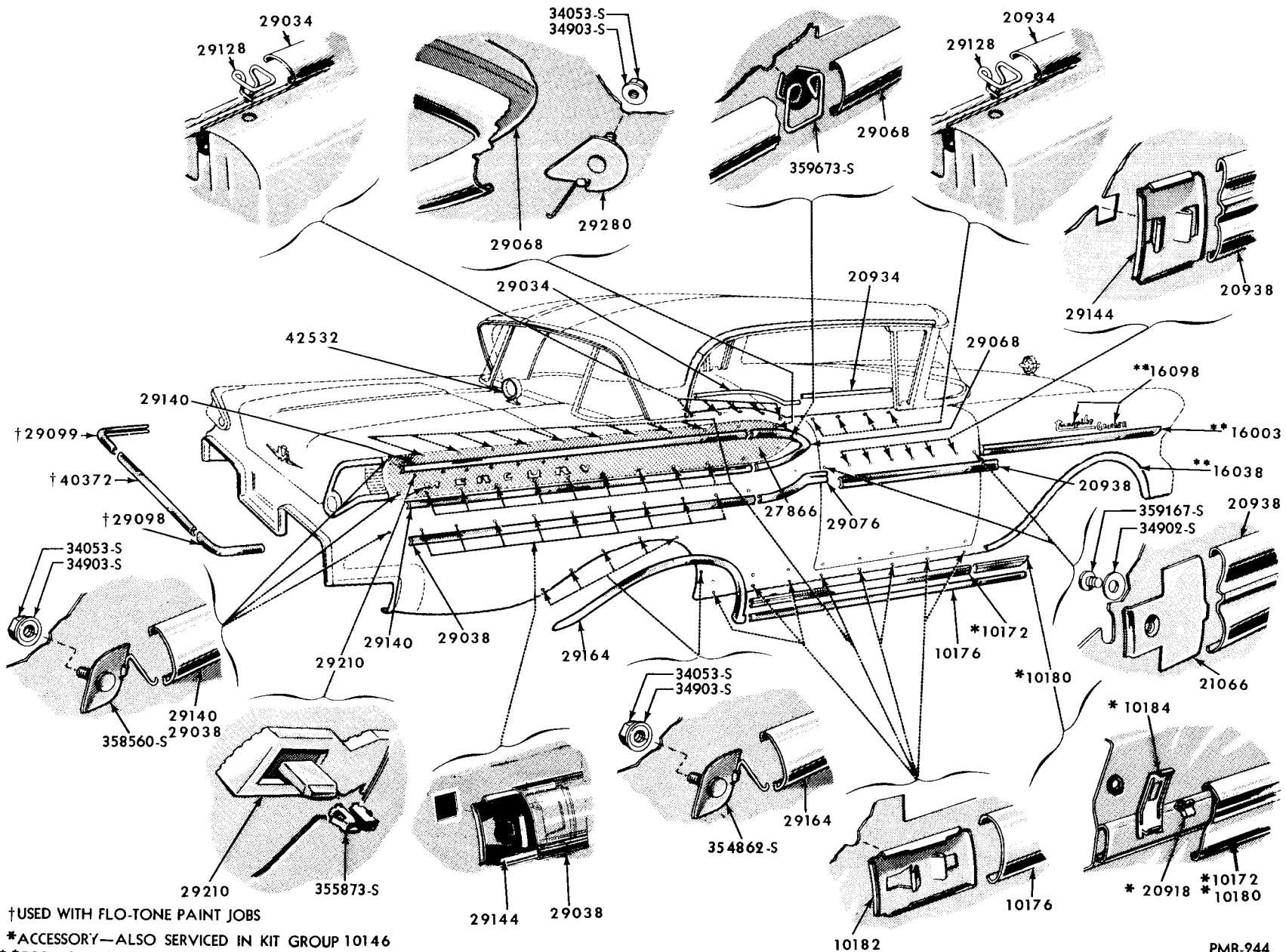


*FOR ADDITIONAL INFORMATION REFER TO CHASSIS PARTS CATALOG

1957

PMB-200

EXTERIOR VIEW MODEL 63B



†USED WITH FLO-TONE PAINT JOBS

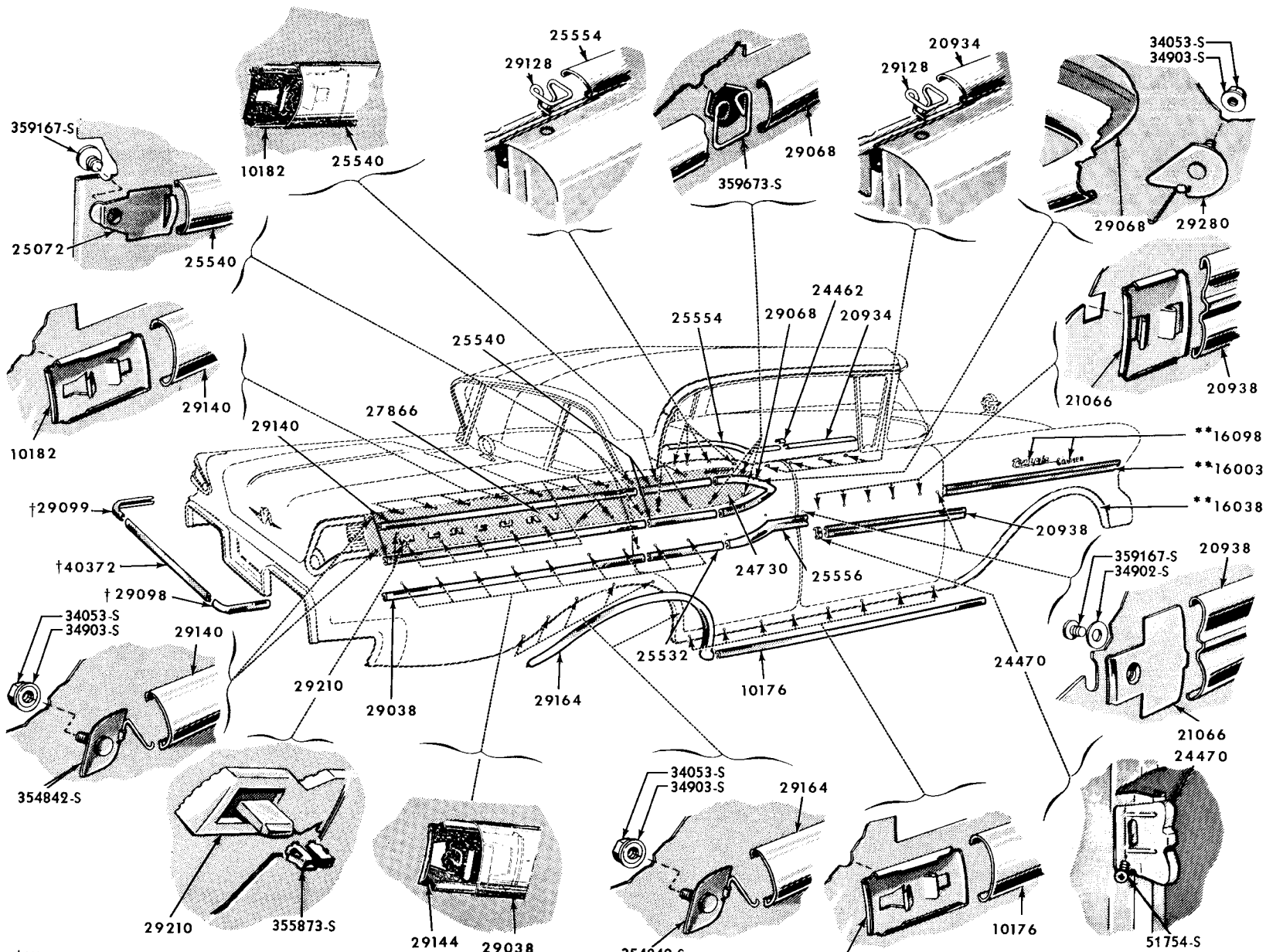
*ACCESSORY—ALSO SERVICED IN KIT GROUP 10146

**FOR ADDITIONAL INFORMATION REFER TO CHASSIS PARTS CATALOG

1957

PMB-244

EXTERIOR VIEW MODEL 65



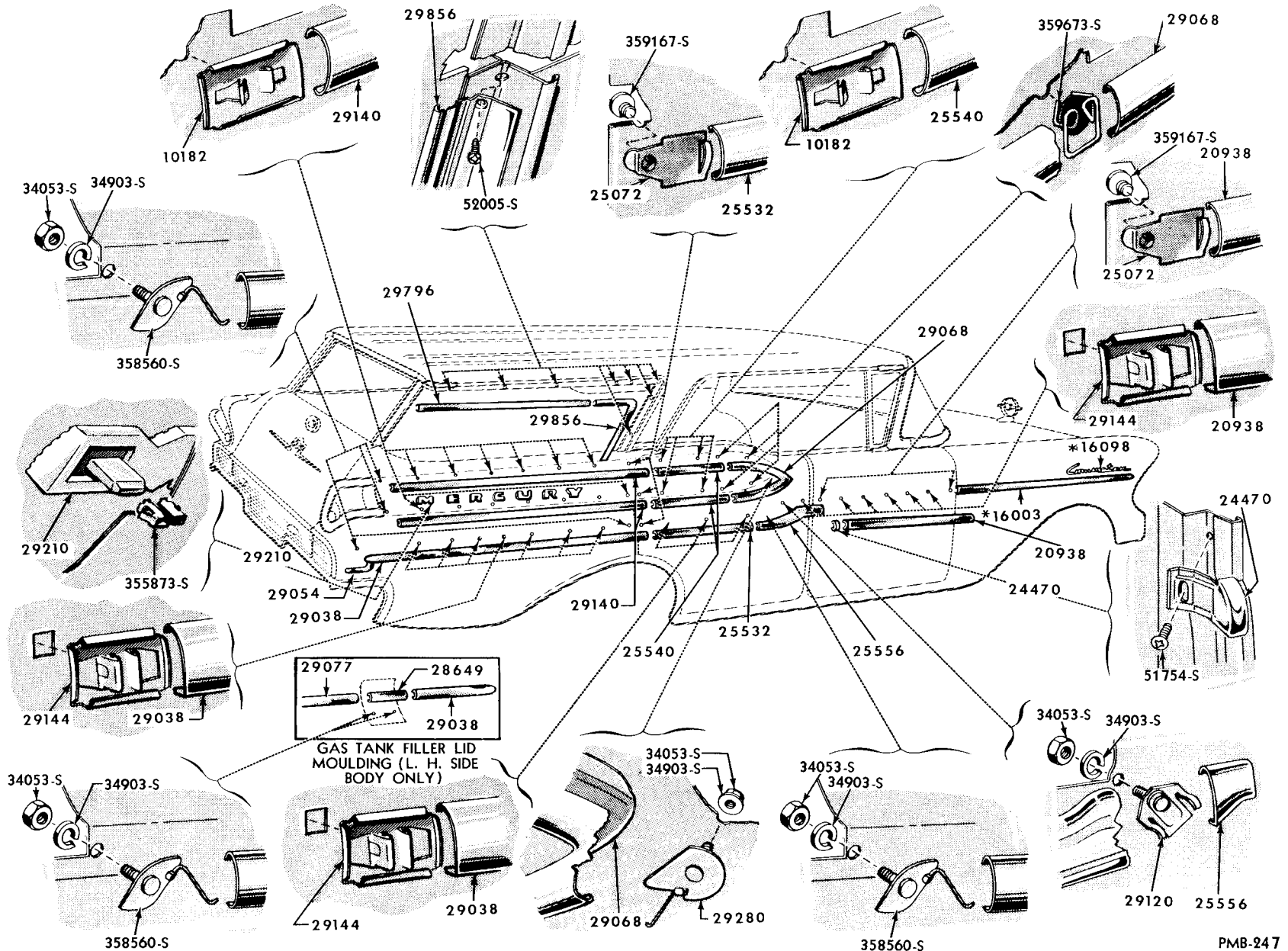
† USED WITH FLO-TONE PAINT JOBS

* **FOR ADDITIONAL INFORMATION REFER TO CHASSIS PARTS CATALOG

1957

PMB-245

EXTERIOR VIEW MODEL 75



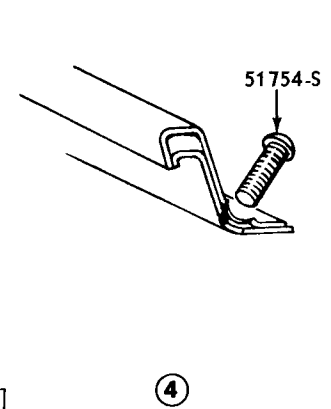
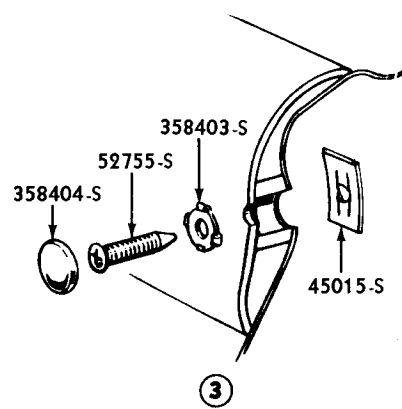
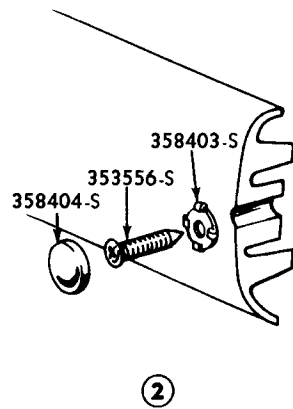
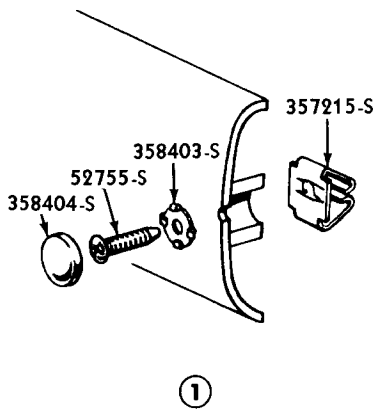
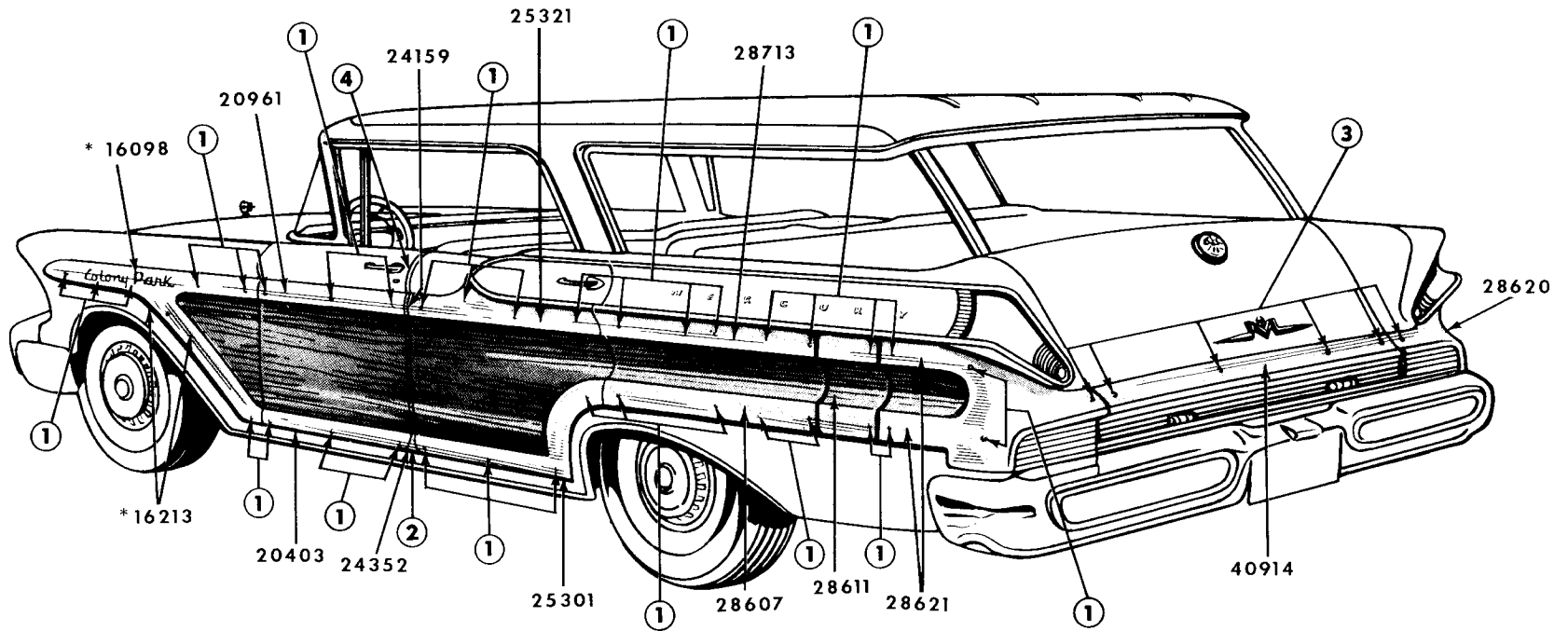
*FOR ADDITIONAL INFORMATION REFER TO CHASSIS PARTS CATALOG

1957

PMB-247

EXTERIOR VIEW MODELS 77A,C,D

FOR TRANSFER REFER TO GROUP 20748



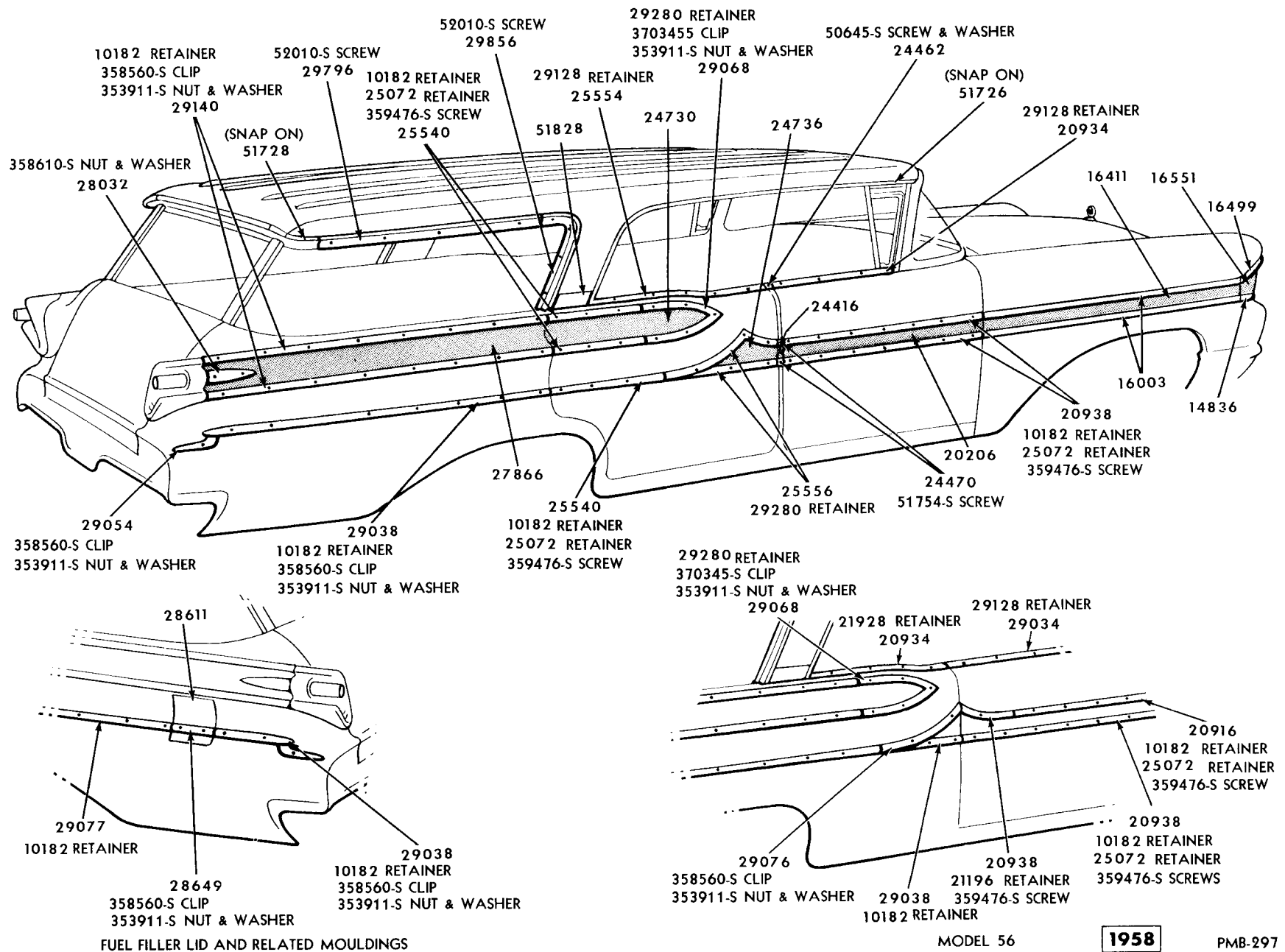
1957

*FOR ADDITIONAL INFORMATION REFER TO CHASSIS PARTS CATALOG

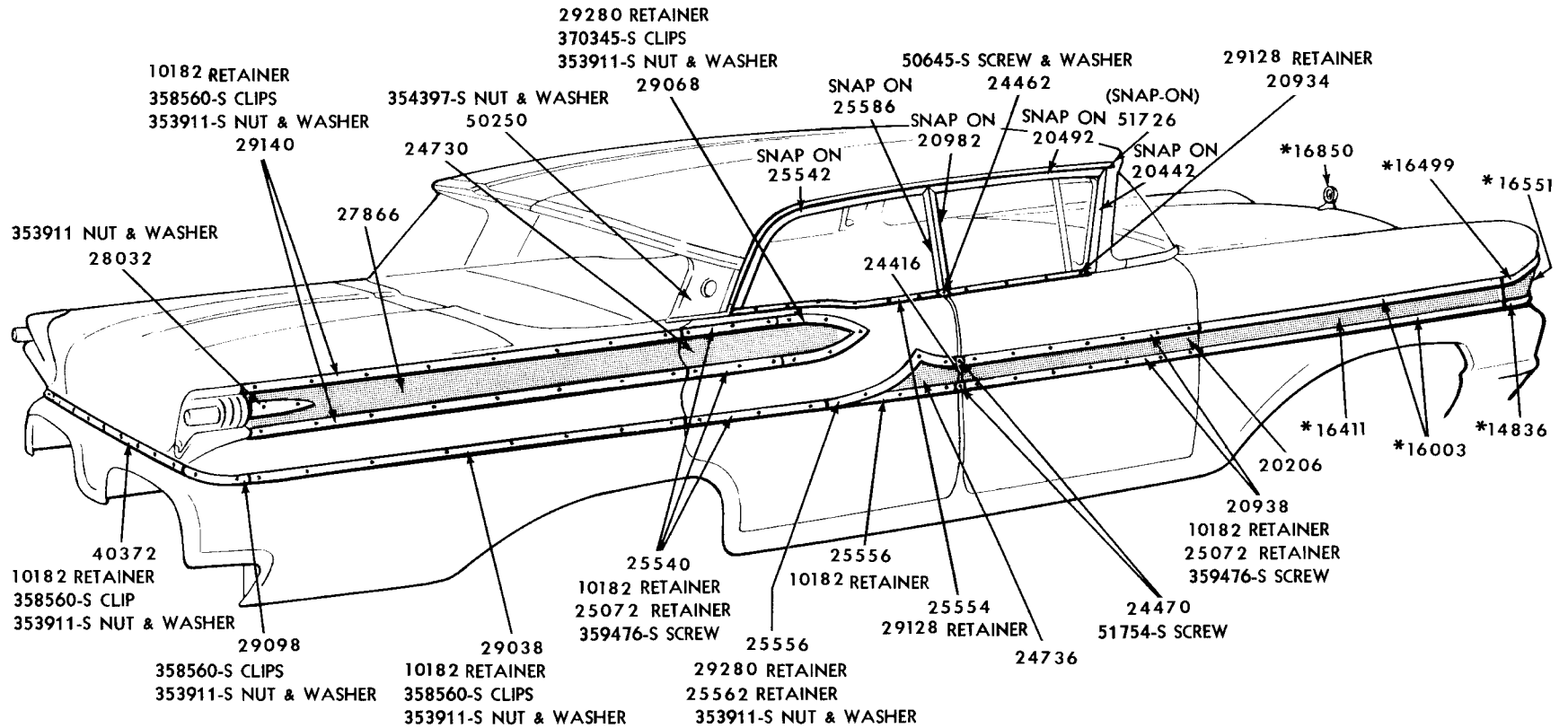
PMB-250

EXTERIOR VIEW MODEL 77B

751



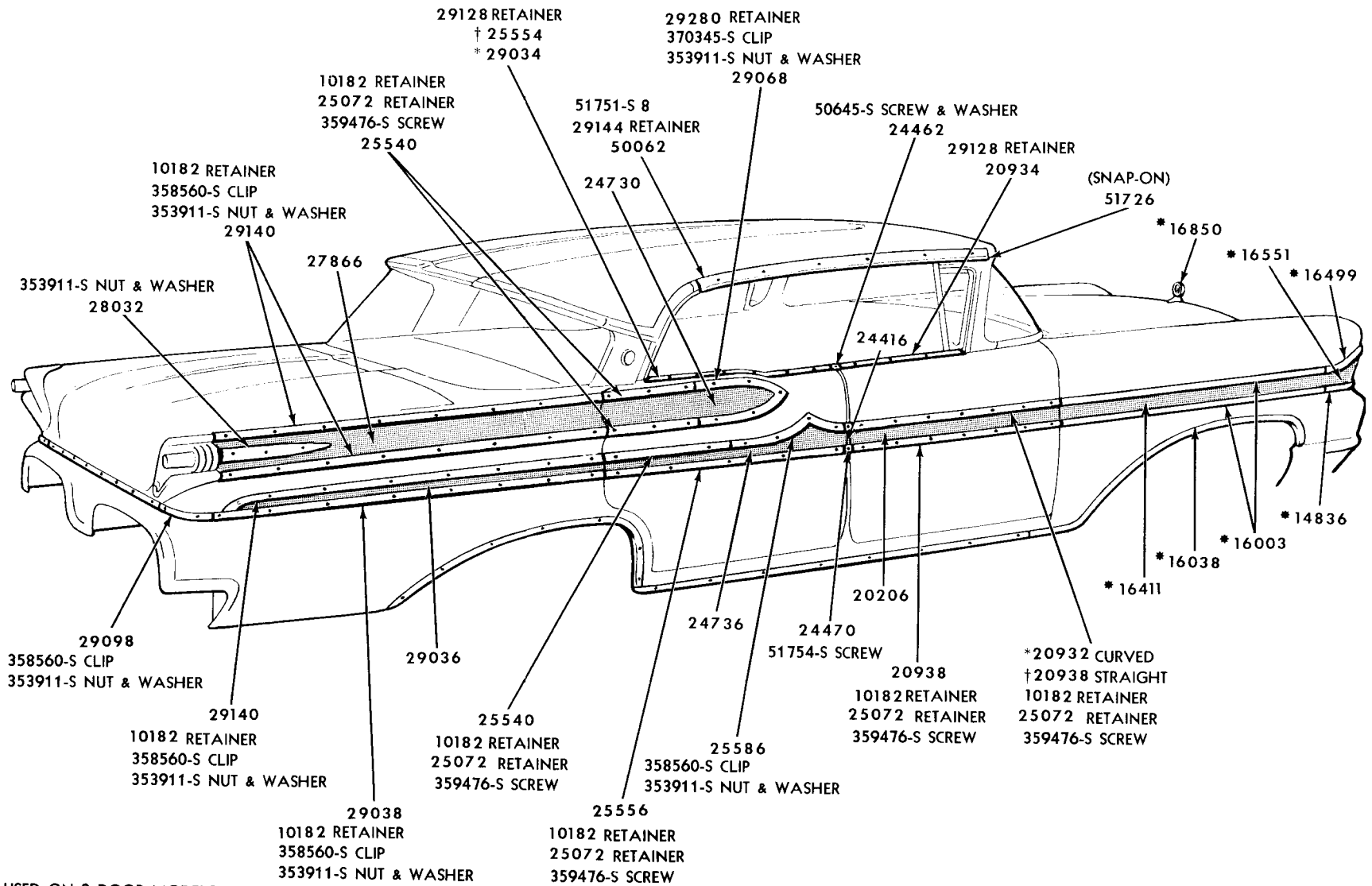
EXTERIOR VIEW MODELS 59A,B 77A,C



*FOR ADDITIONAL INFORMATION REFER TO CHASSIS PARTS CATALOG

1958

PMB-354



* USED ON 2 DOOR MODELS

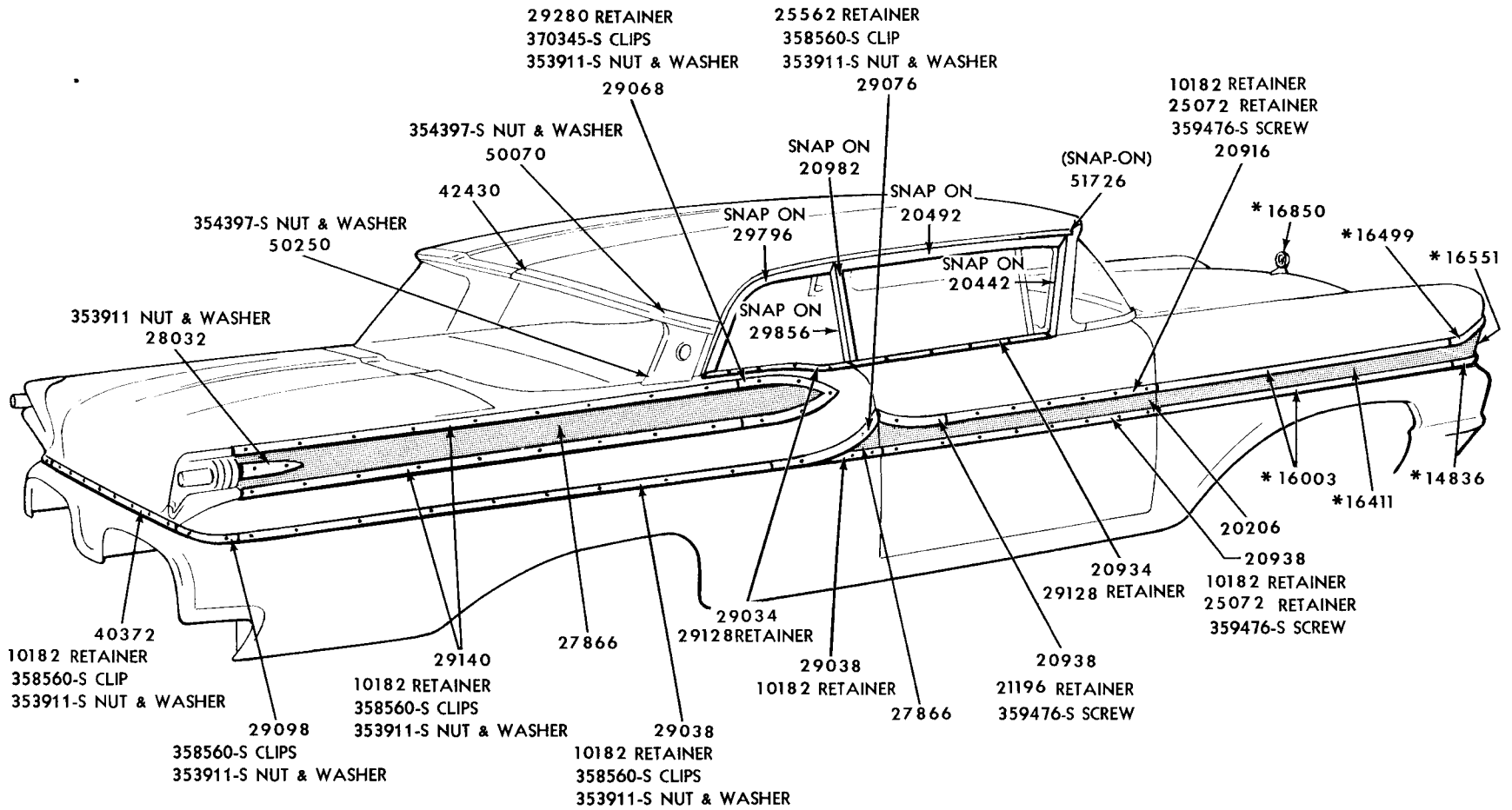
† USED ON 4 DOOR MODELS

*FOR ADDITIONAL INFORMATION REFER TO CHASSIS PARTS CATALOG

1958

PMB-302

EXTERIOR VIEW MODELS 57B, 58B, 63B, 76B

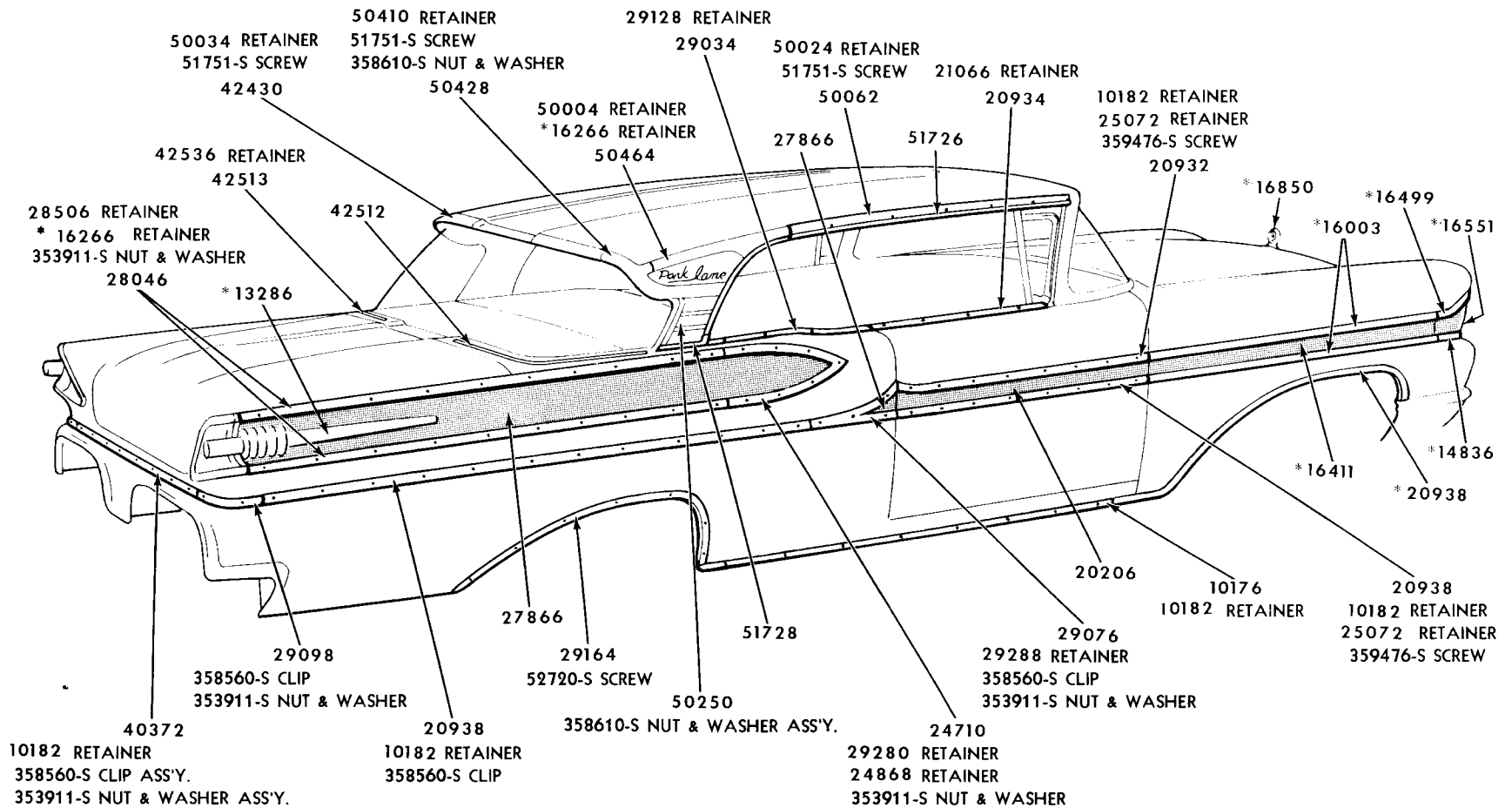


* FOR ADDITIONAL INFORMATION REFER TO CHASSIS PARTS CATALOG

1958

PMB-353

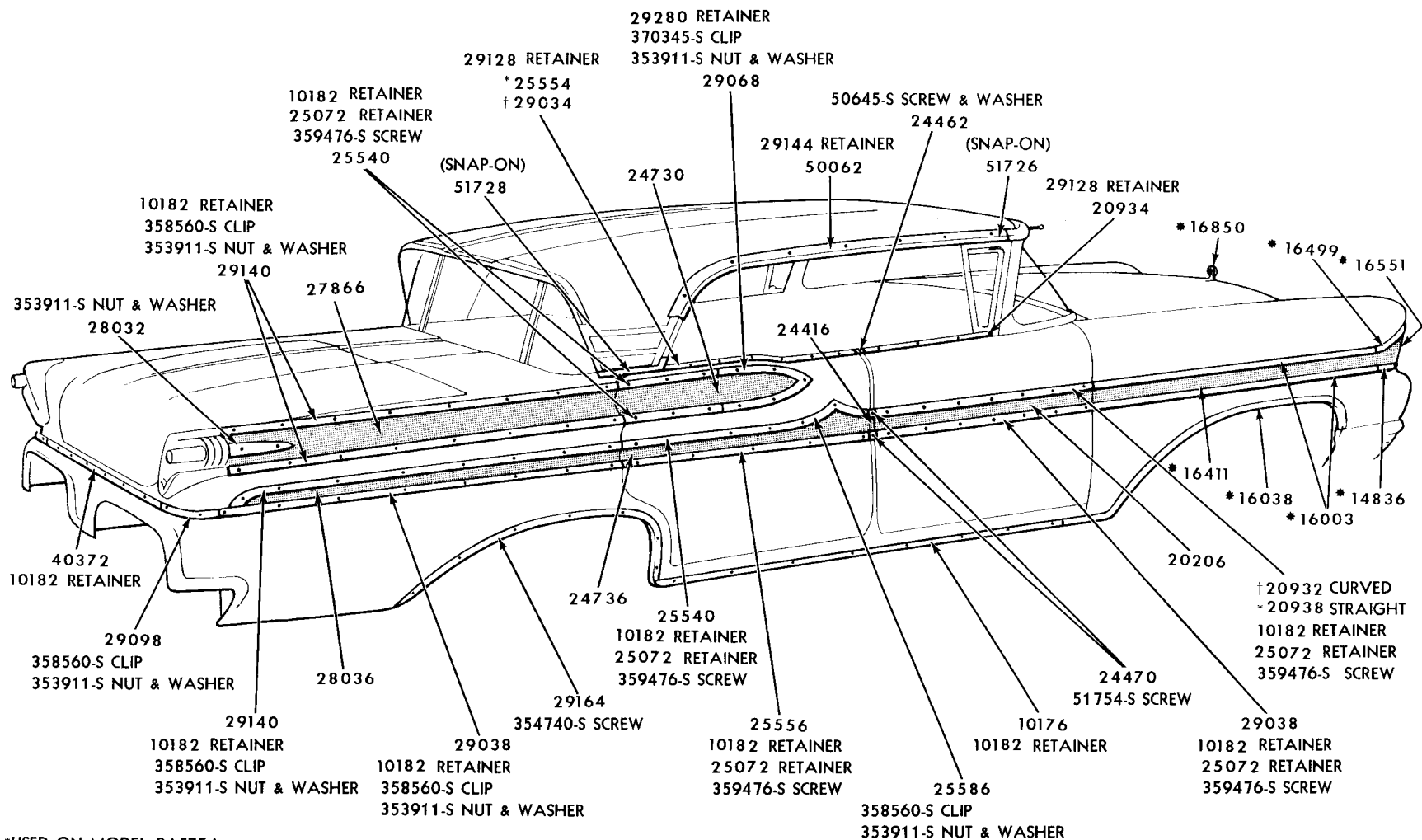
EXTERIOR VIEW MODELS 63A, 64A, 76A



*FOR ADDITIONAL INFORMATION REFER TO CHASSIS PARTS CATALOG

1958

PMB-298



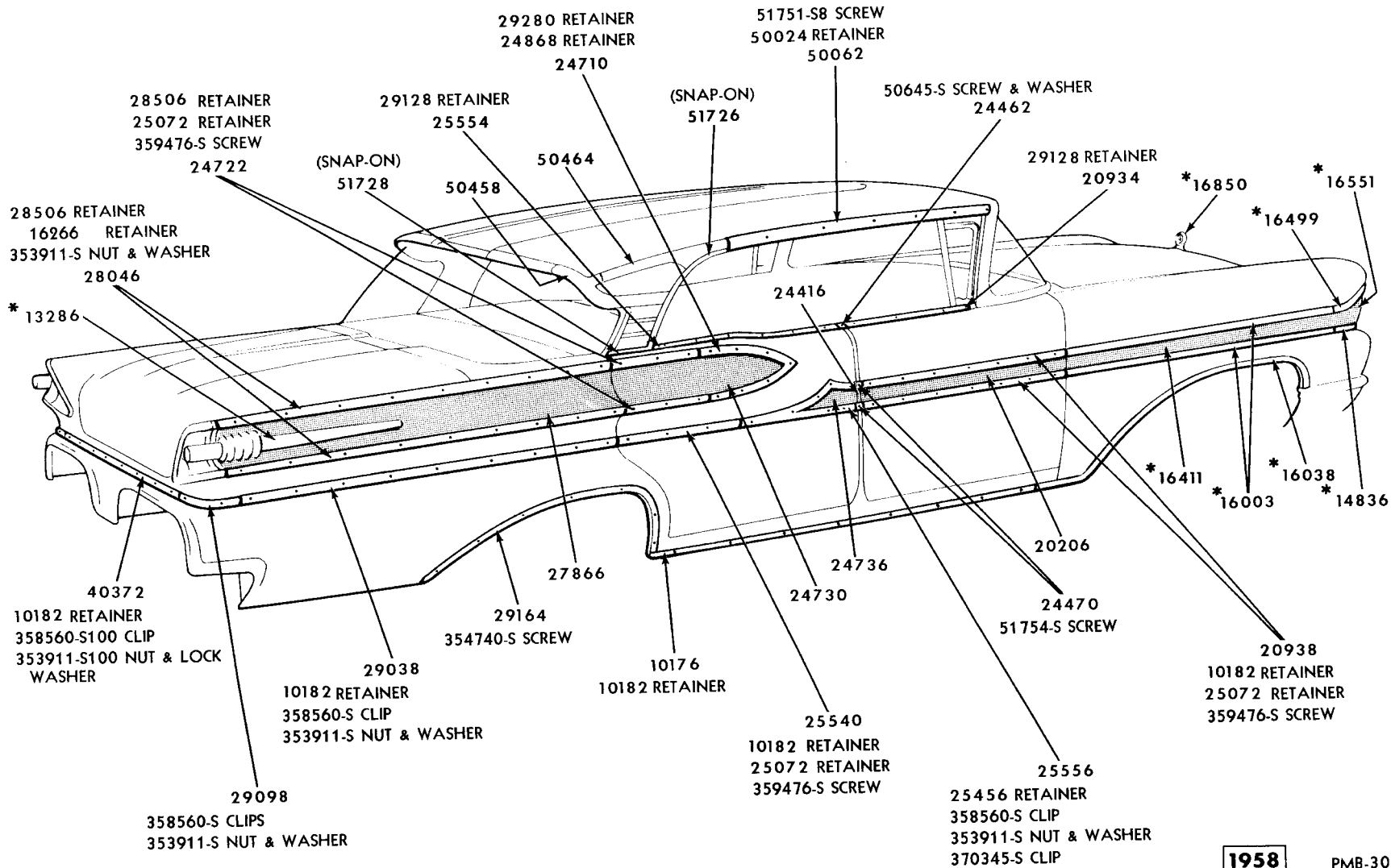
*USED ON MODEL BAF75A
†USED ON MODEL BAF65A

*FOR ADDITIONAL INFORMATION REFER TO CHASSIS PARTS CATALOG

1958

PMB-299

EXTERIOR VIEW MODELS 65A,75A

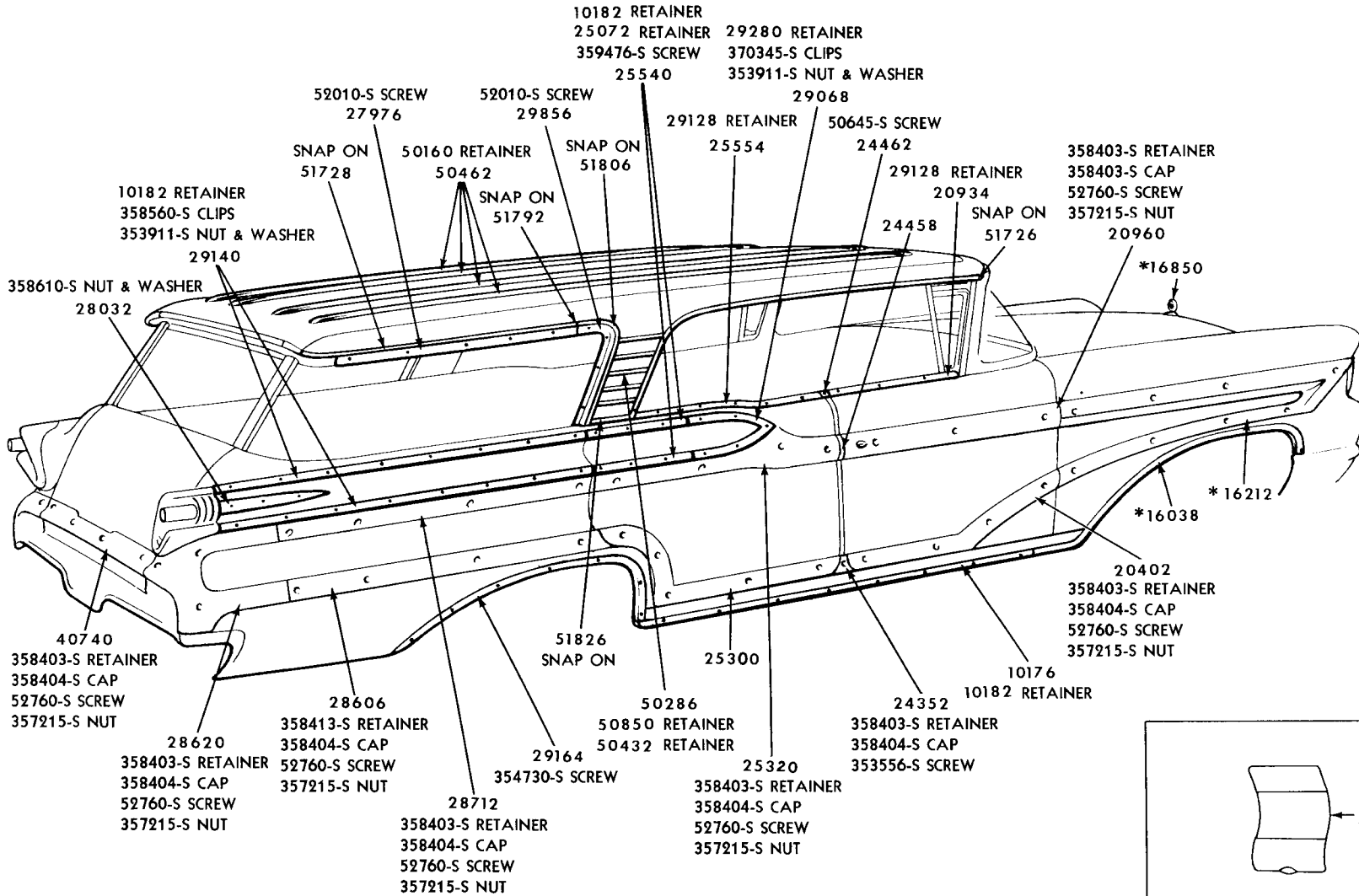


1958

PMB-300

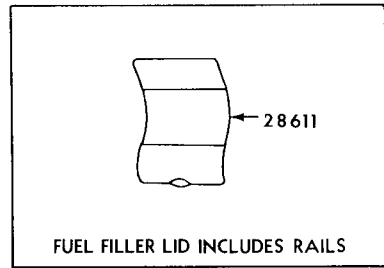
*FOR ADDITIONAL INFORMATION REFER TO CHASSIS PARTS CATALOG

EXTERIOR VIEW MODELS 57C, 75B

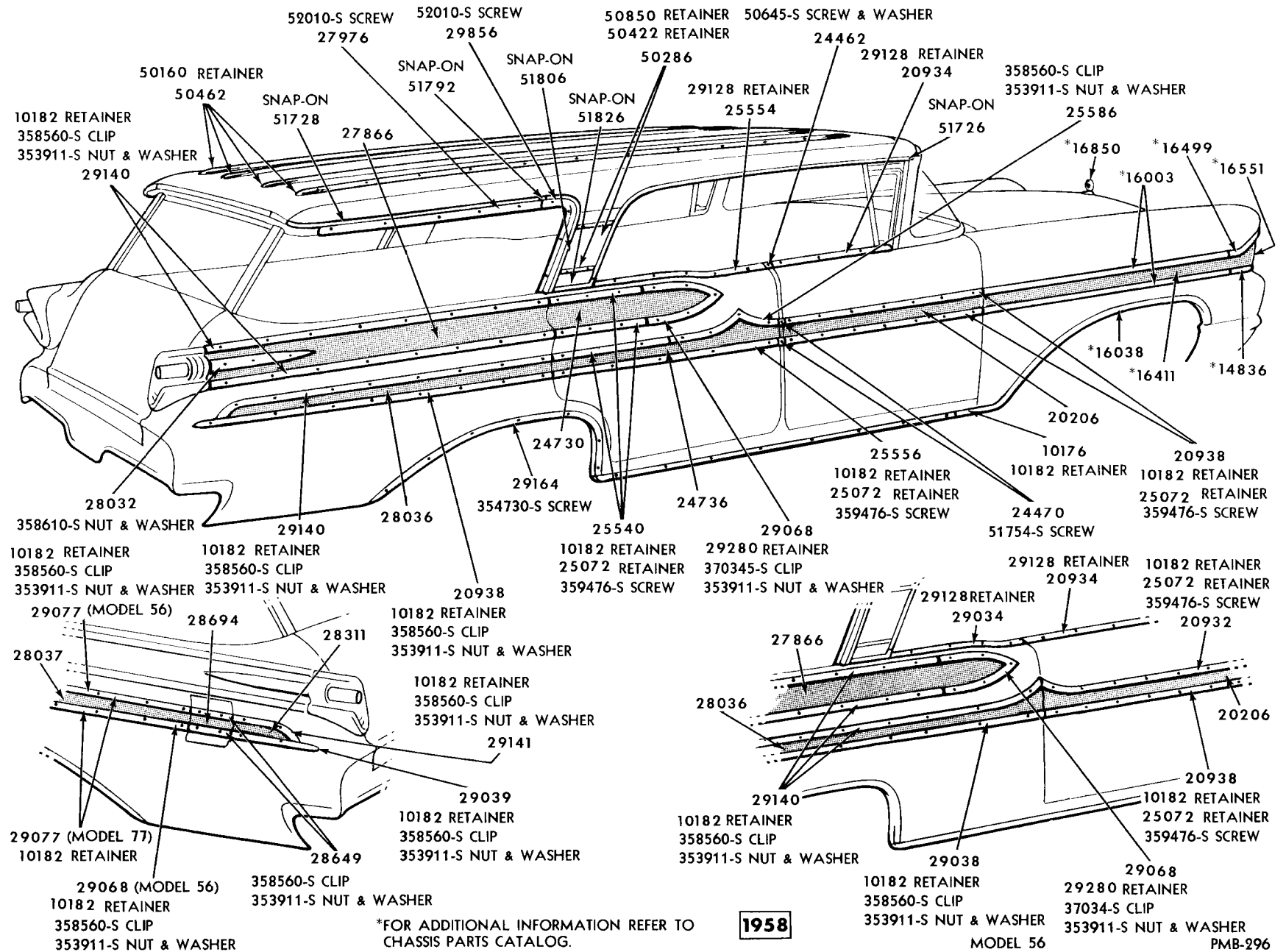


*FOR ADDITIONAL INFORMATION REFER TO CHASSIS PARTS CATALOG

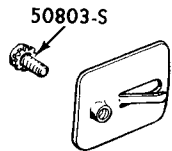
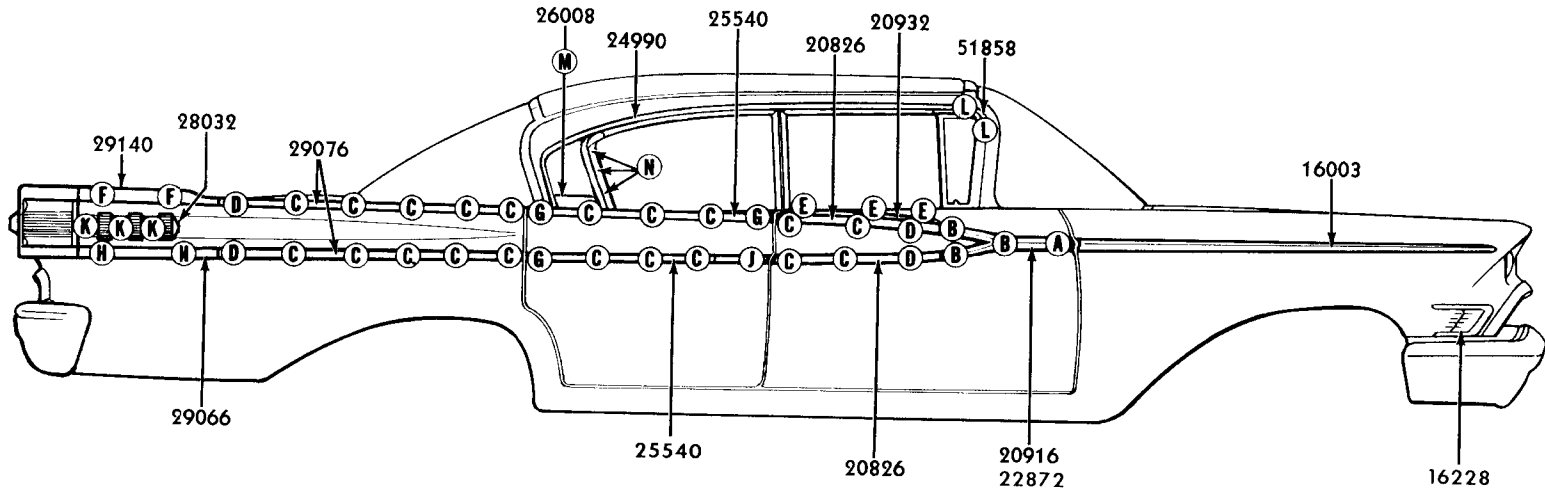
1958



EXTERIOR VIEW MODEL 77B



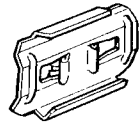
EXTERIOR VIEW MODEL 77D



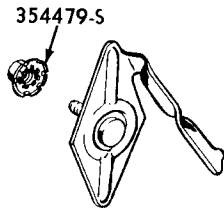
21645
A



354479-S
B



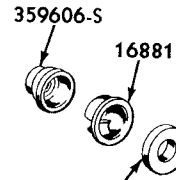
25562
C



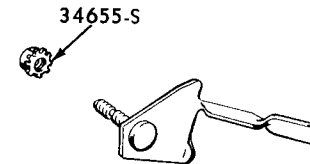
28506
D



52720-S
E



03160
F



25034
G



353911-S
H



34655-S
J



371326-S
K



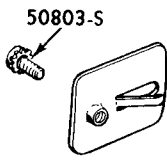
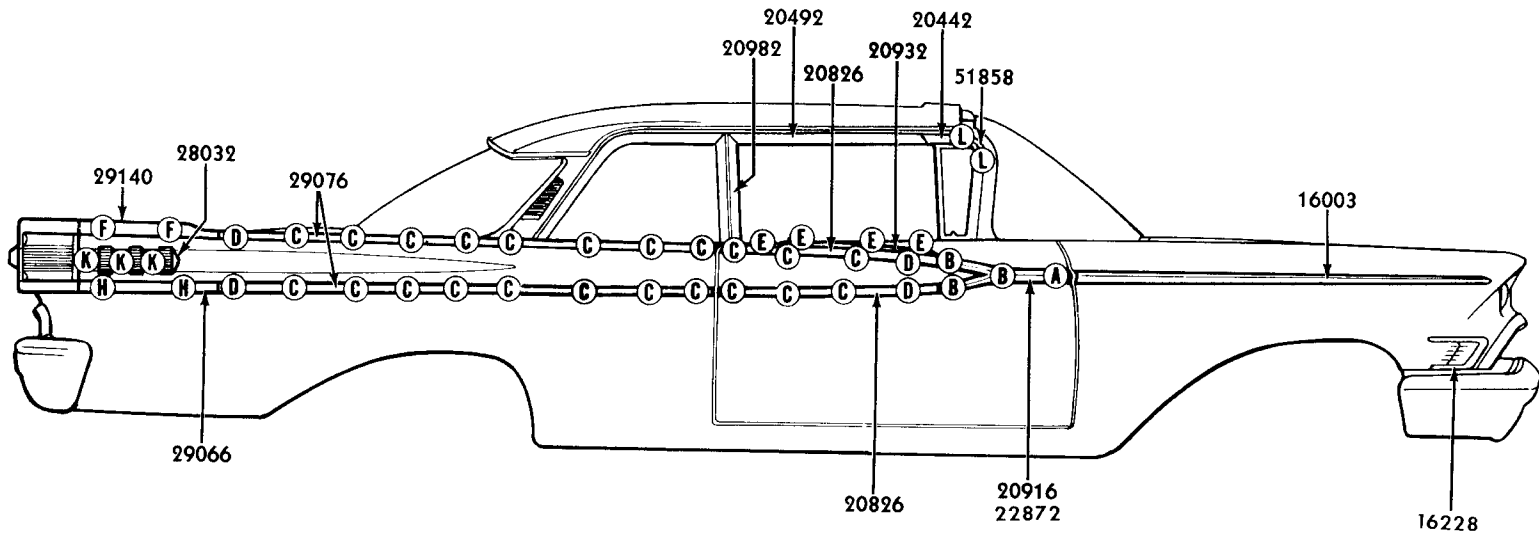
371589-S
L



370680-S
M



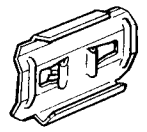
52003-S
N



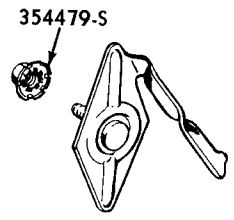
21645
A



354479-S
B



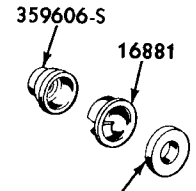
25562
C



28506
D



52720-S
E



03160
F



353911-S
H



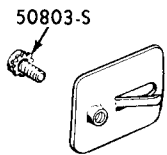
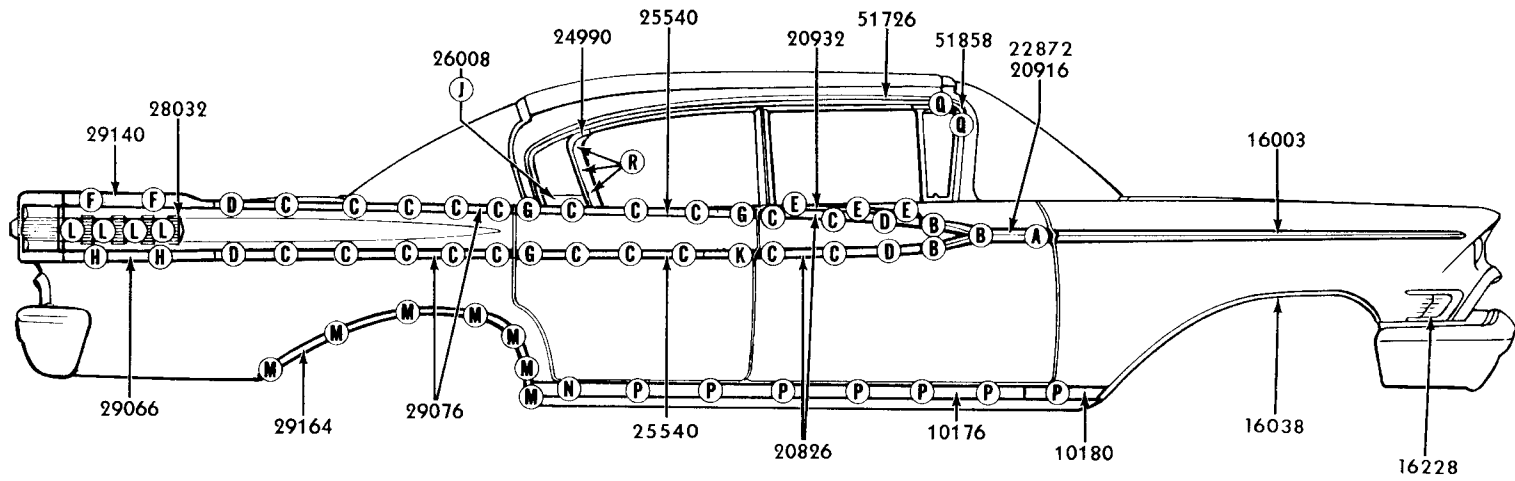
371326-S
K



371589-S
L

1959

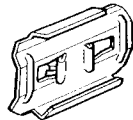
EXTERIOR VIEW MODELS 58A, 63A, 64A & 76A



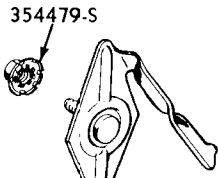
10184
A



354479-S
B



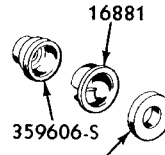
25562
C



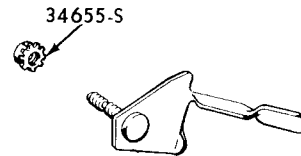
28506
D



52720-S
E



03160
F



25034
G



353911-S
H



370680-S
J



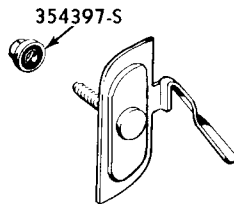
34655-S
K



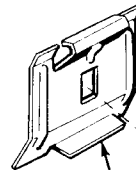
371326-S
L



372010-S
M



10184
N



10184
P



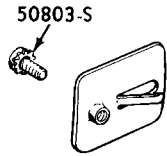
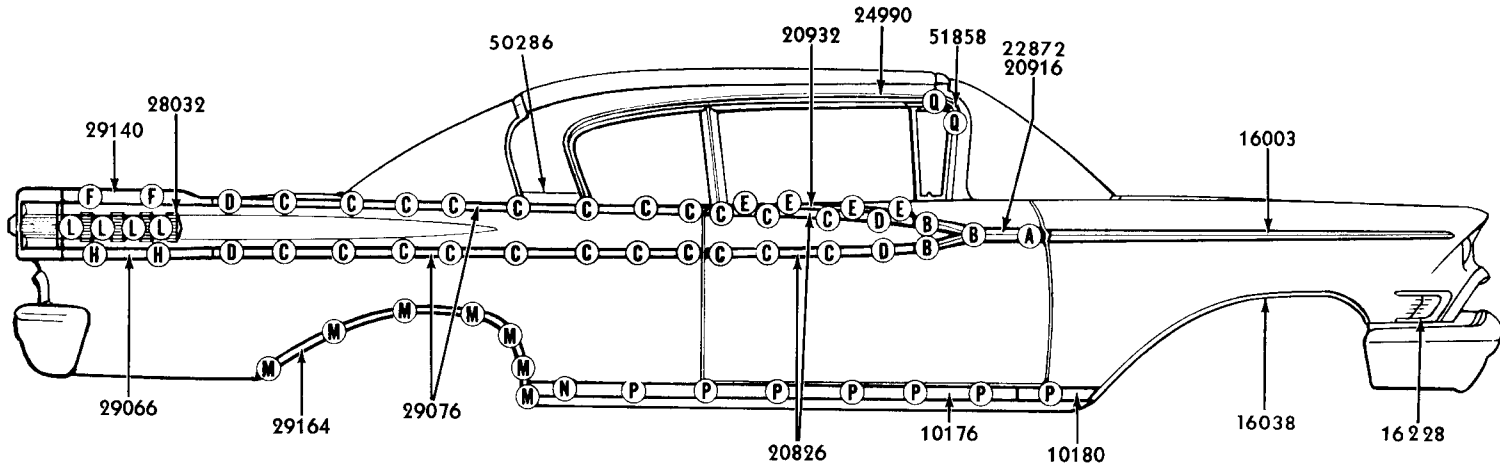
371589-S
Q



52003-S
R
PMB-417

1959

EXTERIOR VIEW MODELS 57B & 58B



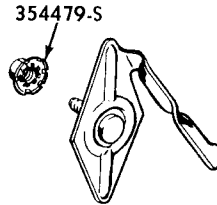
10184
A



354479-S
B



25562
C



28506
D



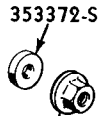
52720-S
E



16881
359606-S
03160
F



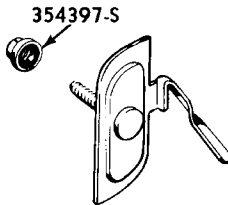
353911-S
H



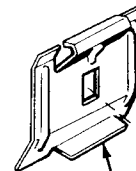
353372-S
371326-S
L



372010-S
M



354397-S
10184
N



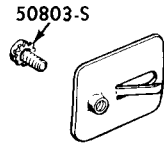
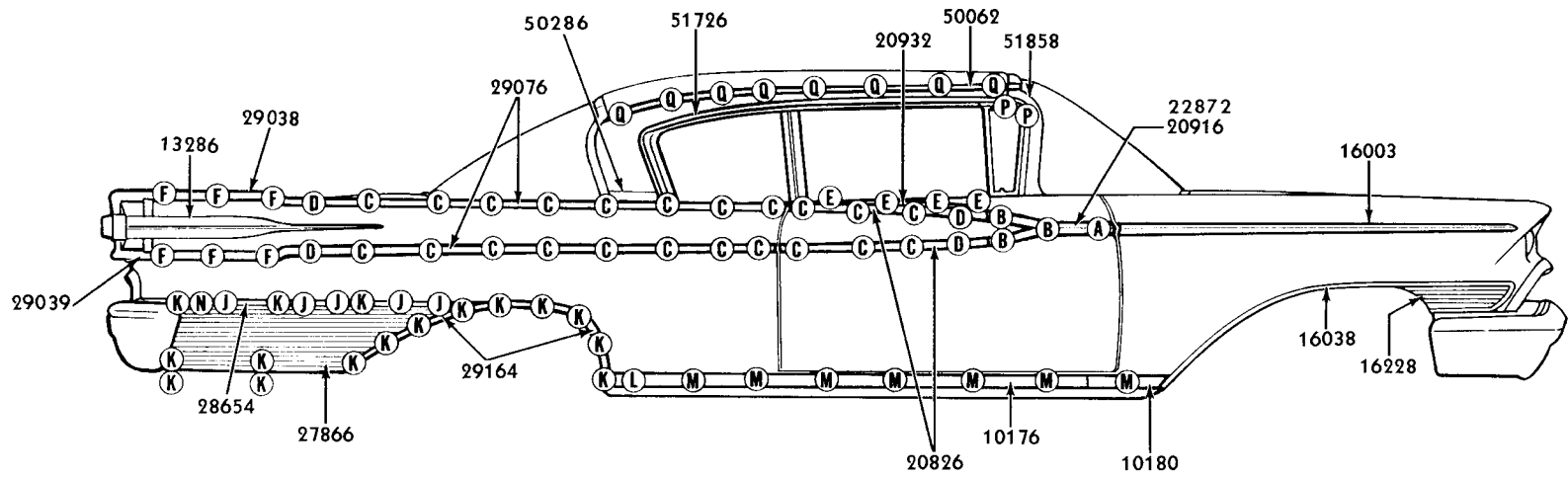
50992
10184
P



371589-S
Q

1959

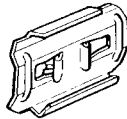
EXTERIOR VIEW MODEL 63B



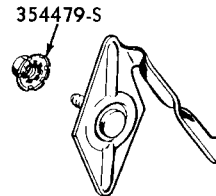
21645
A



354479-S
B



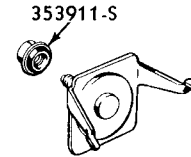
25562
C



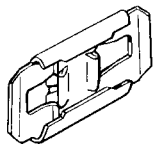
28506
D



52720-S
E



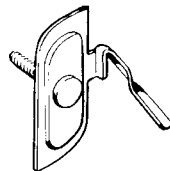
28820
F



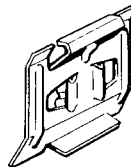
10182
J



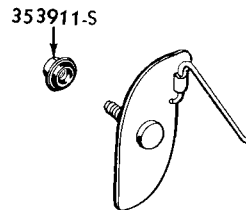
372010-S
K



10184
L



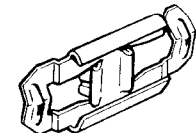
10184
M



358566-S
N



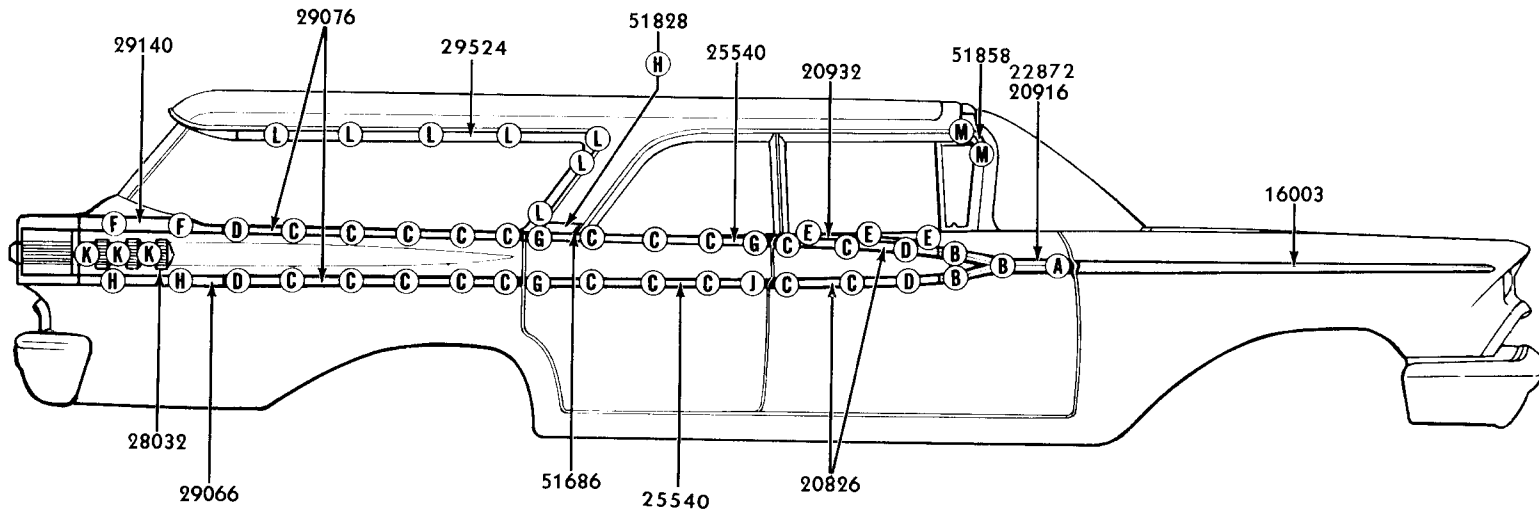
371589-S
P



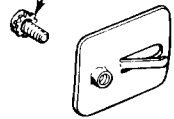
50024
Q

1959

EXTERIOR VIEW MODELS 63C & 76C



50803-S



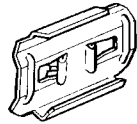
21645

A



354479-S

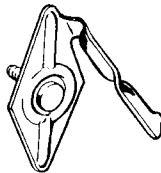
B



25562

C

354479-S



28506

D



52720-S

E



359606-S

16881

03160

F

34655-S



25034

G



353911-S

H



34655-S

J

353372-S



371326-S

K



352489-S

L

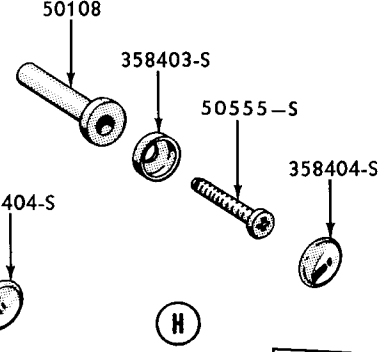
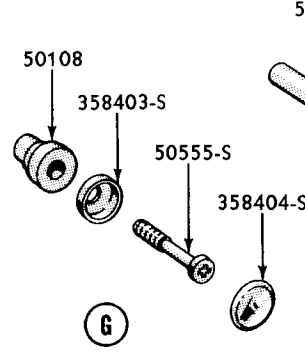
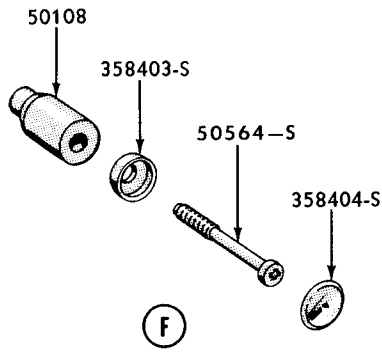
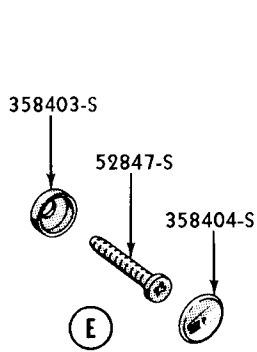
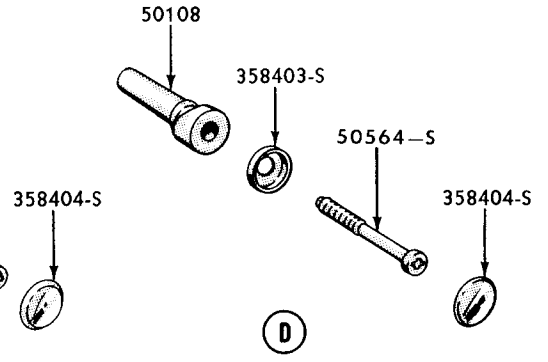
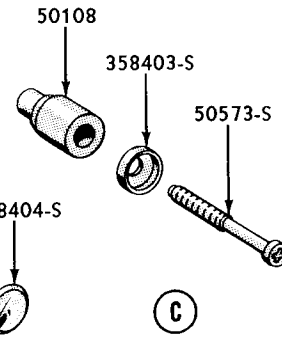
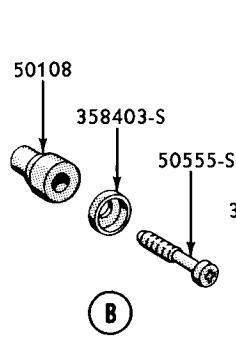
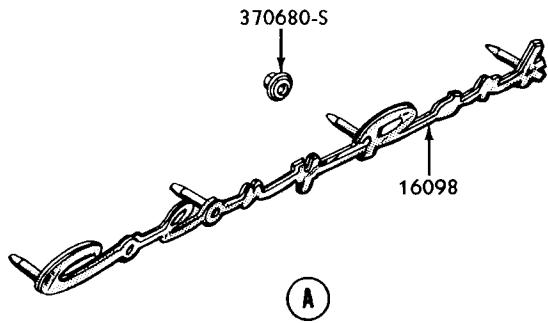
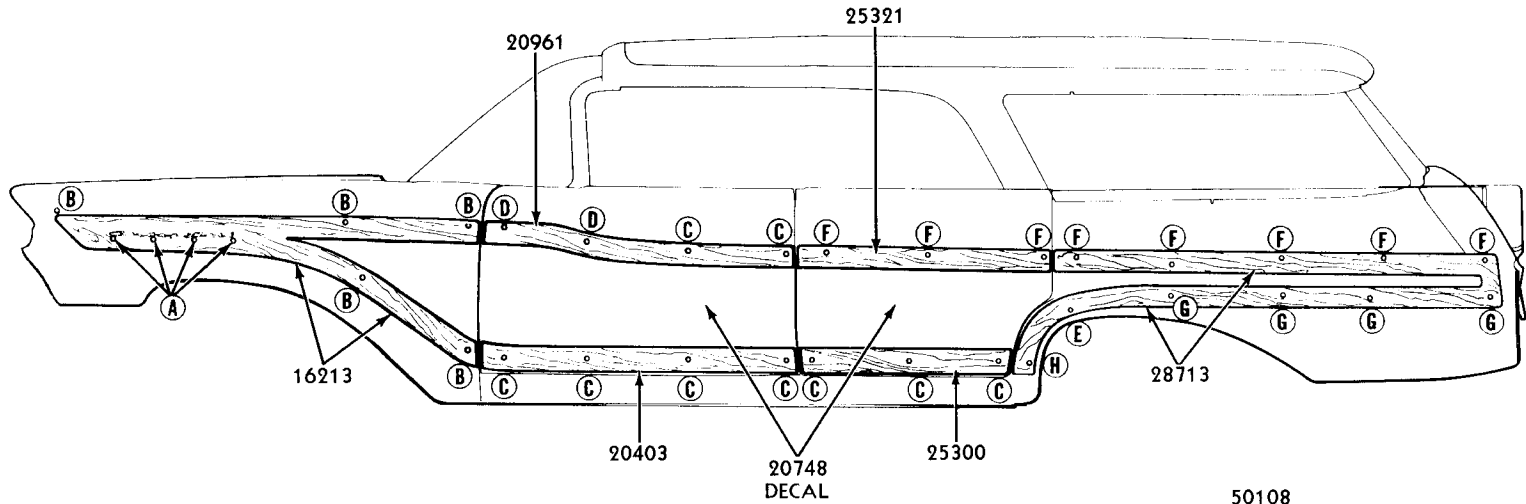


371589-S

M

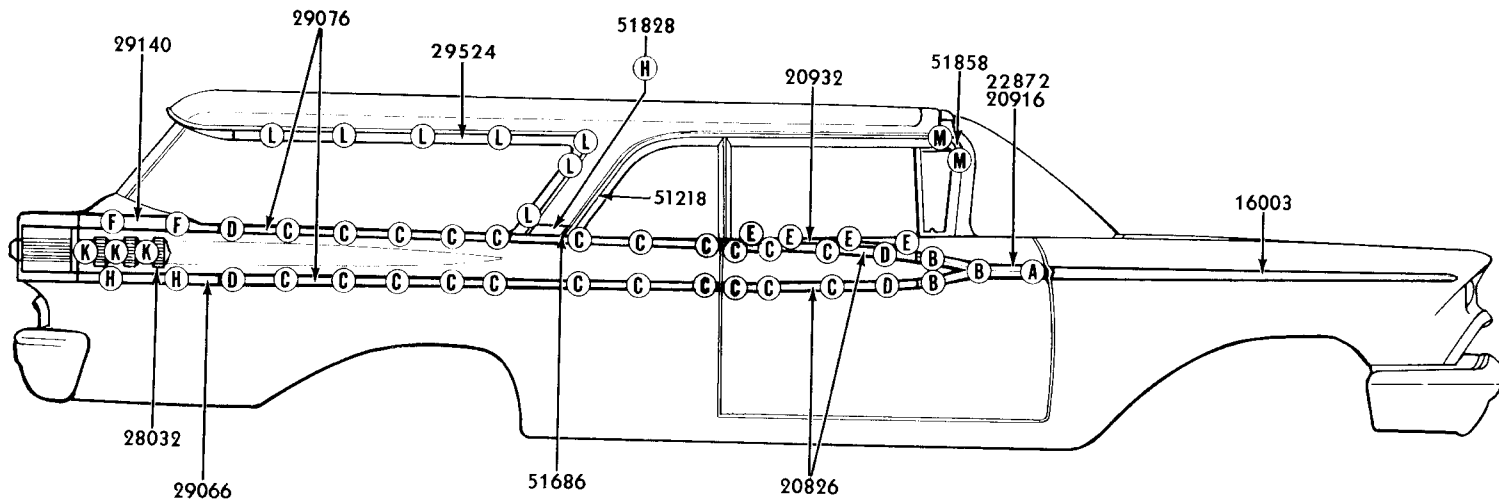
1959

EXTERIOR VIEW MODELS 77A, B

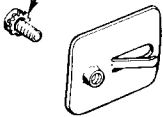


1959

EXTERIOR VIEW MODEL 77C



50803-S



21645

A



354479-S

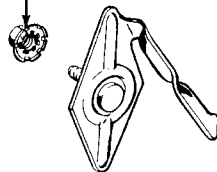
B



25562

C

354479-S



28506

D



52720-S

E

16881



359606-S

03160

F



353911-S

H

353372-S



371326-S

K



352489-S

L

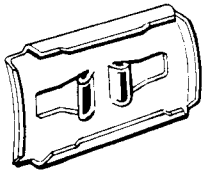


371589-S

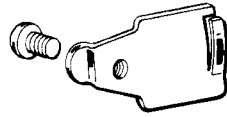
M

1959

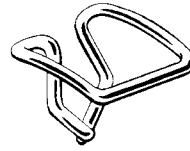
EXTERIOR VIEW MODEL 56



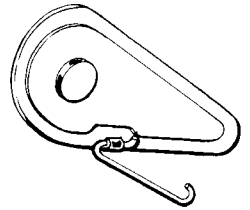
10182



25072



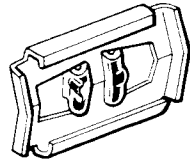
29128



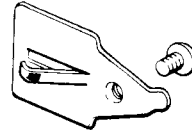
29280



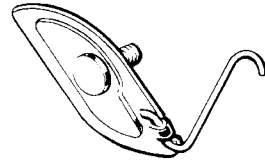
24868



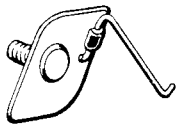
28506



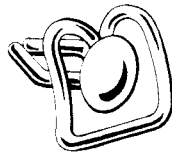
25072



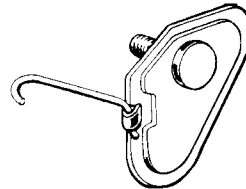
16266



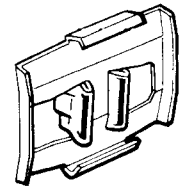
358560-S



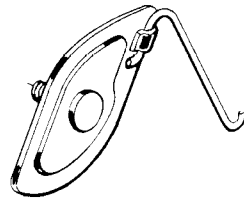
370345-S



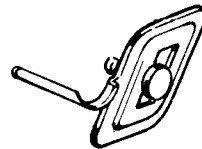
25456



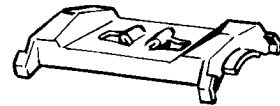
29144



16266



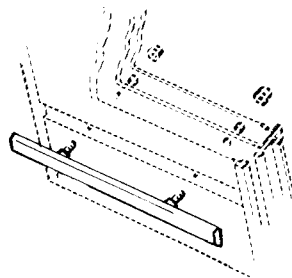
29288



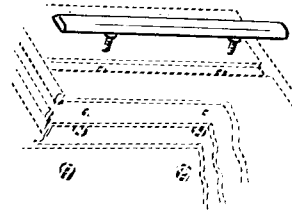
50160



21196



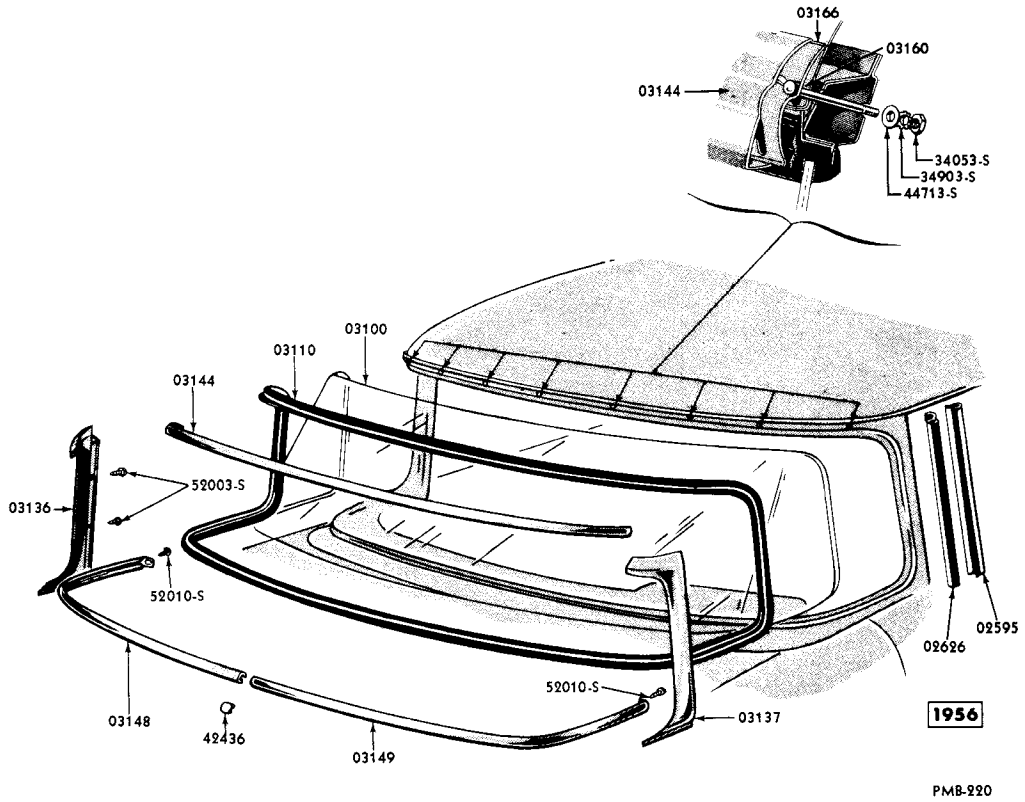
50422



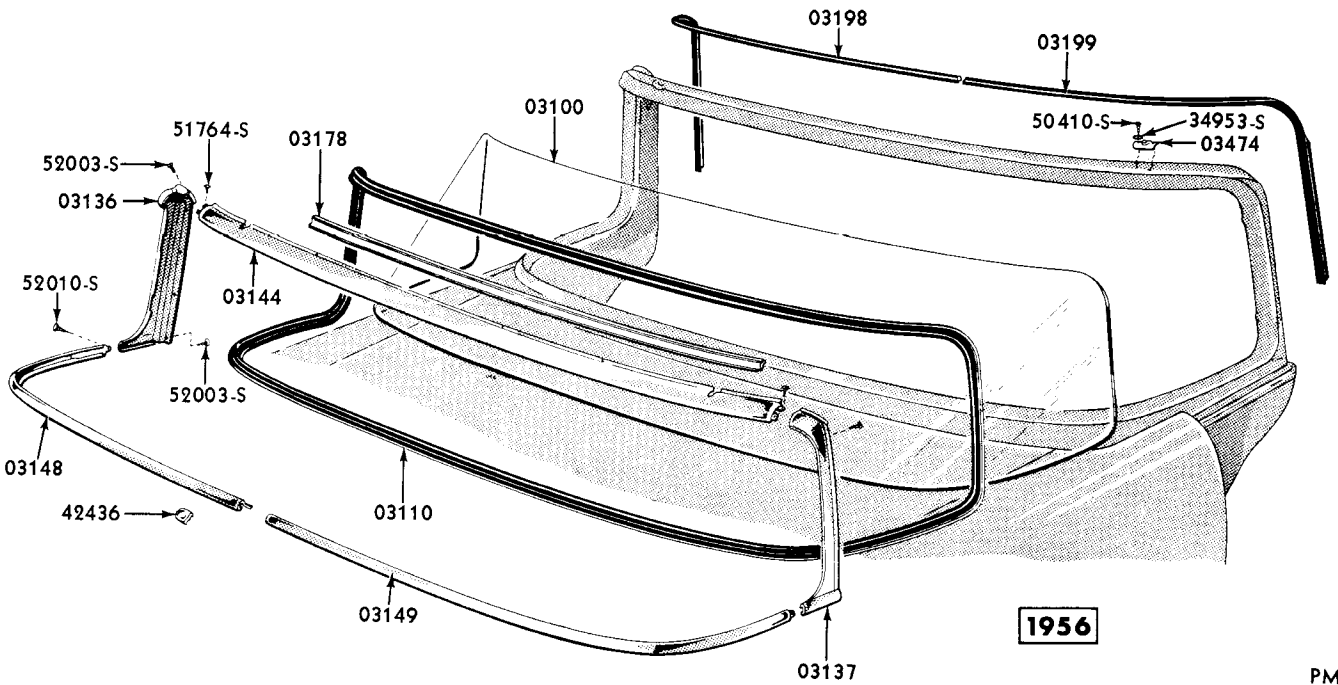
50850

PMB-339

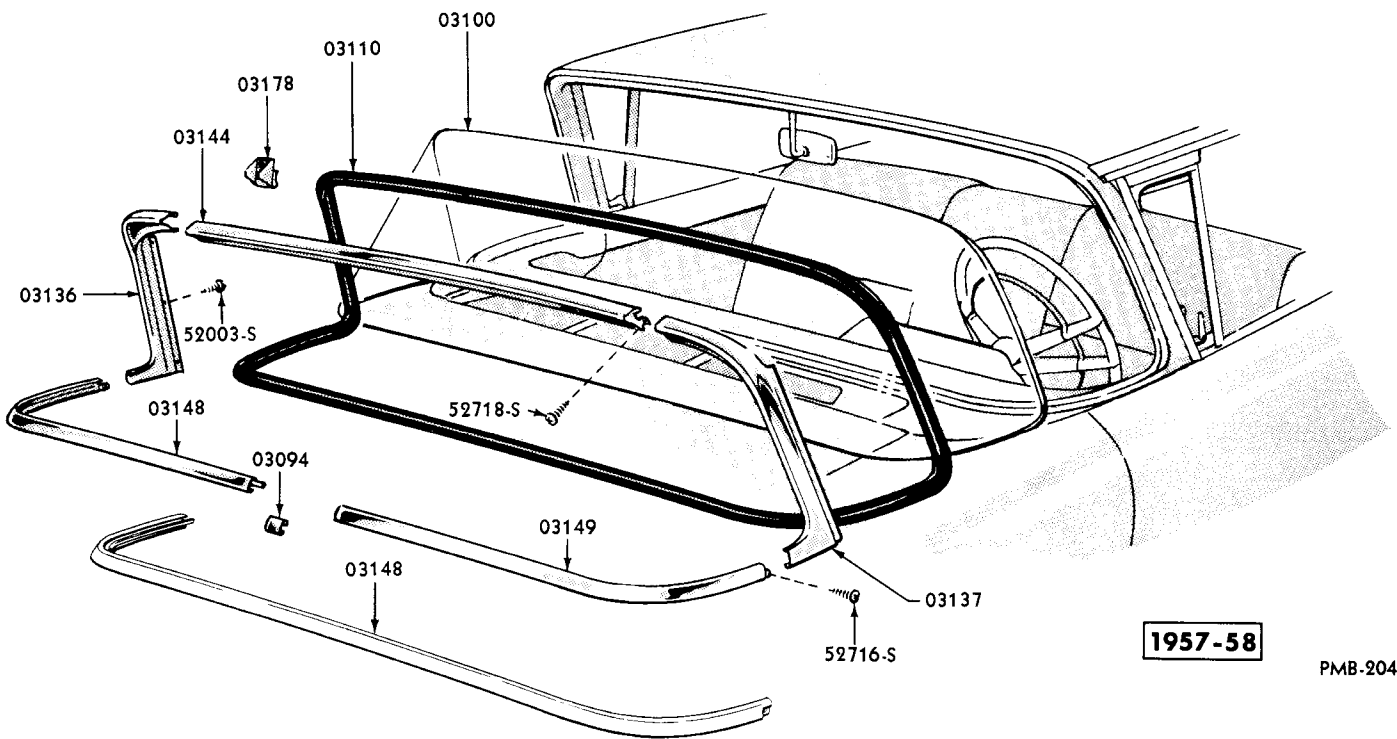
MOULDING ATTACHING PARTS



WINDSHIELD - EXCEPT CONVERTIBLE

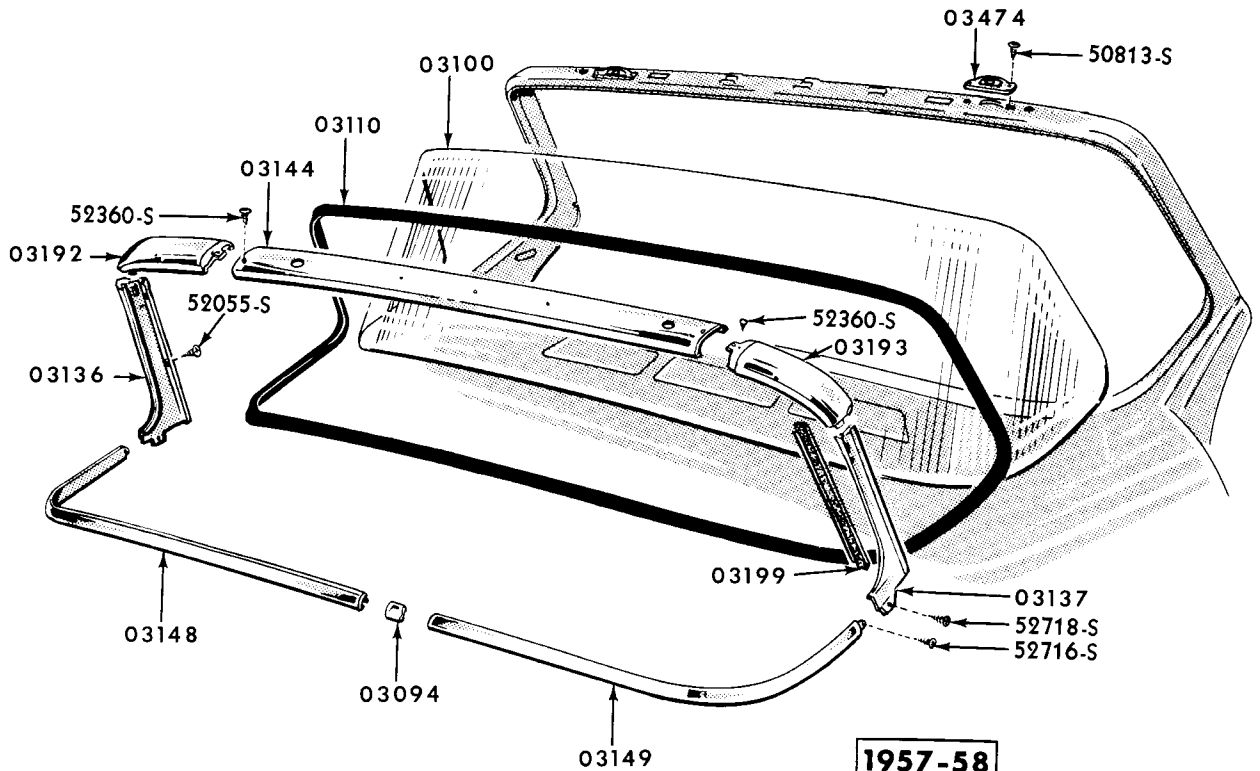


WINDSHIELD - CONVERTIBLE



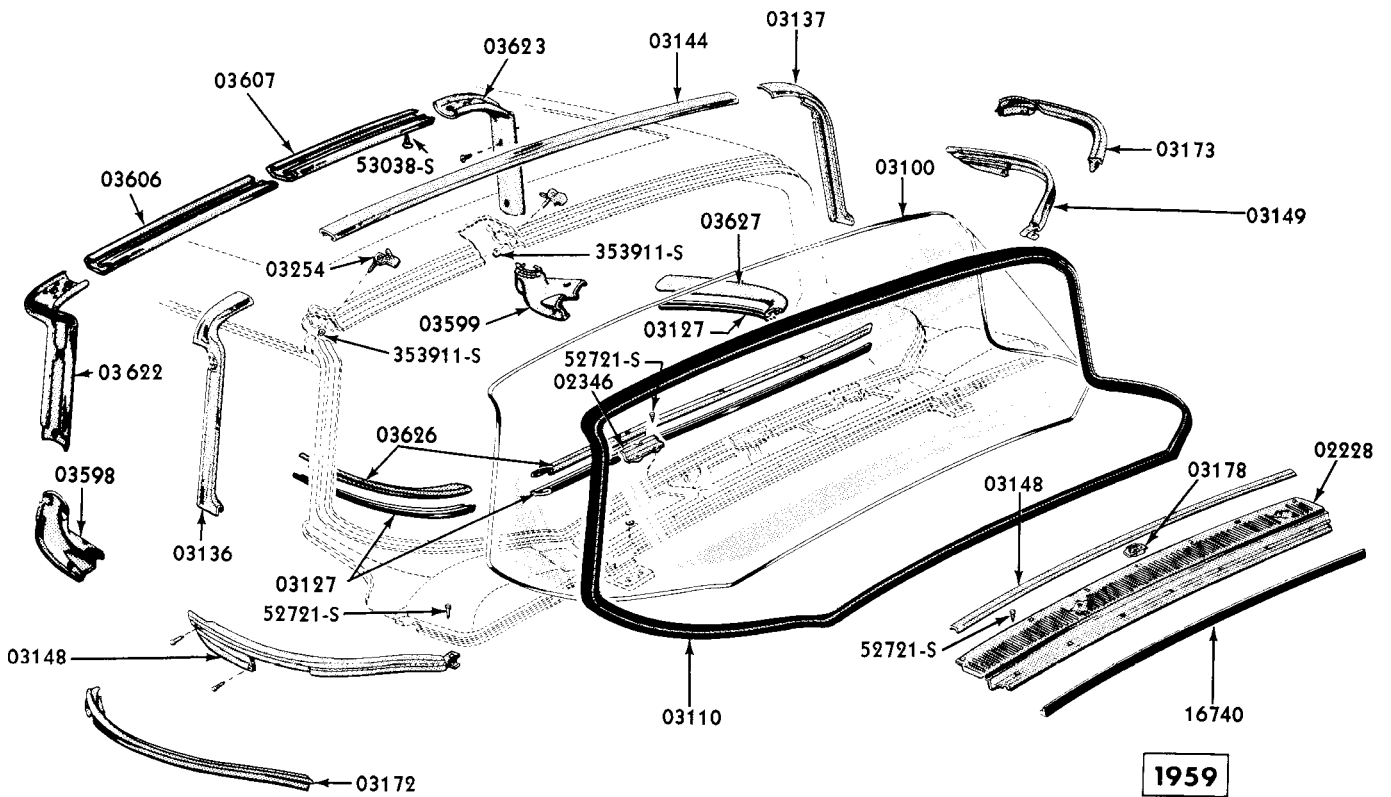
PMB-204

WINDSHIELD - EXCEPT CONVERTIBLE



PMB-323

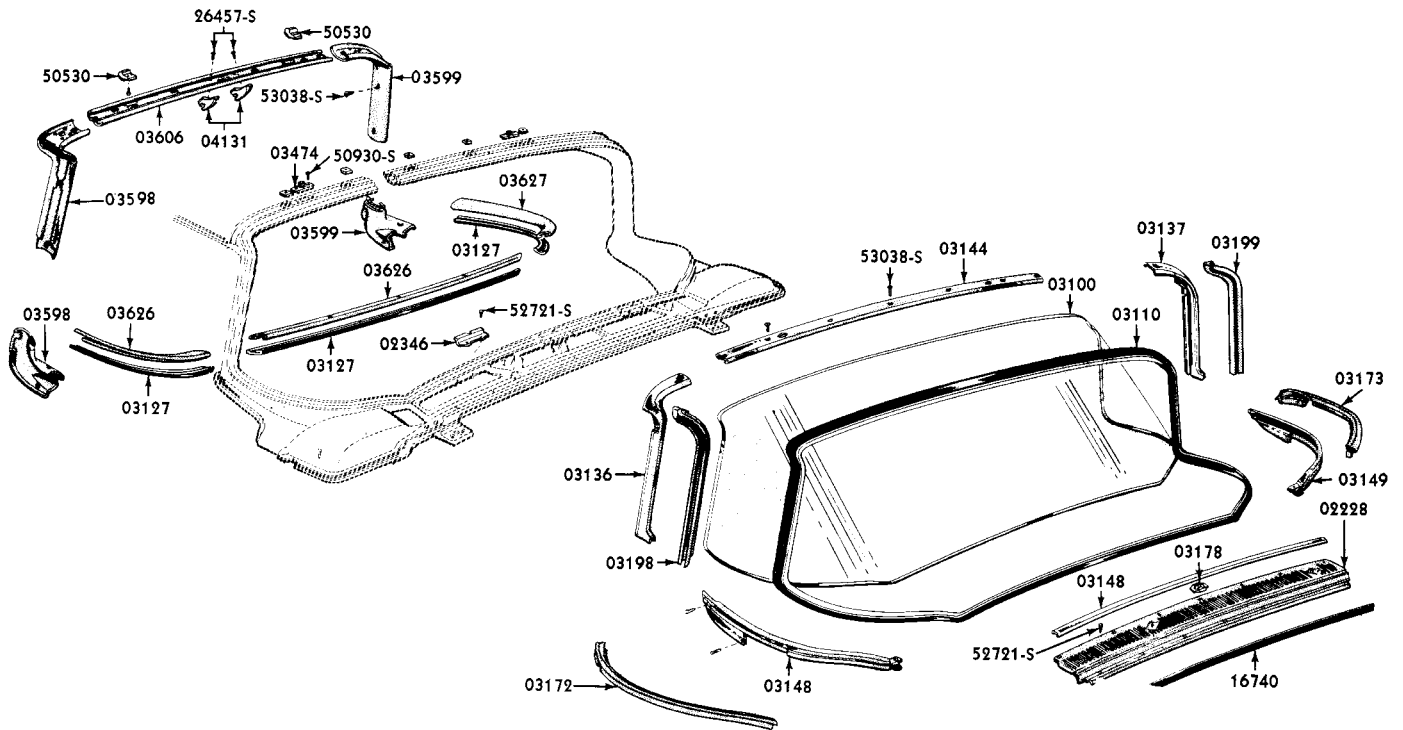
WINDSHIELD - CONVERTIBLE



1959

PMB-371

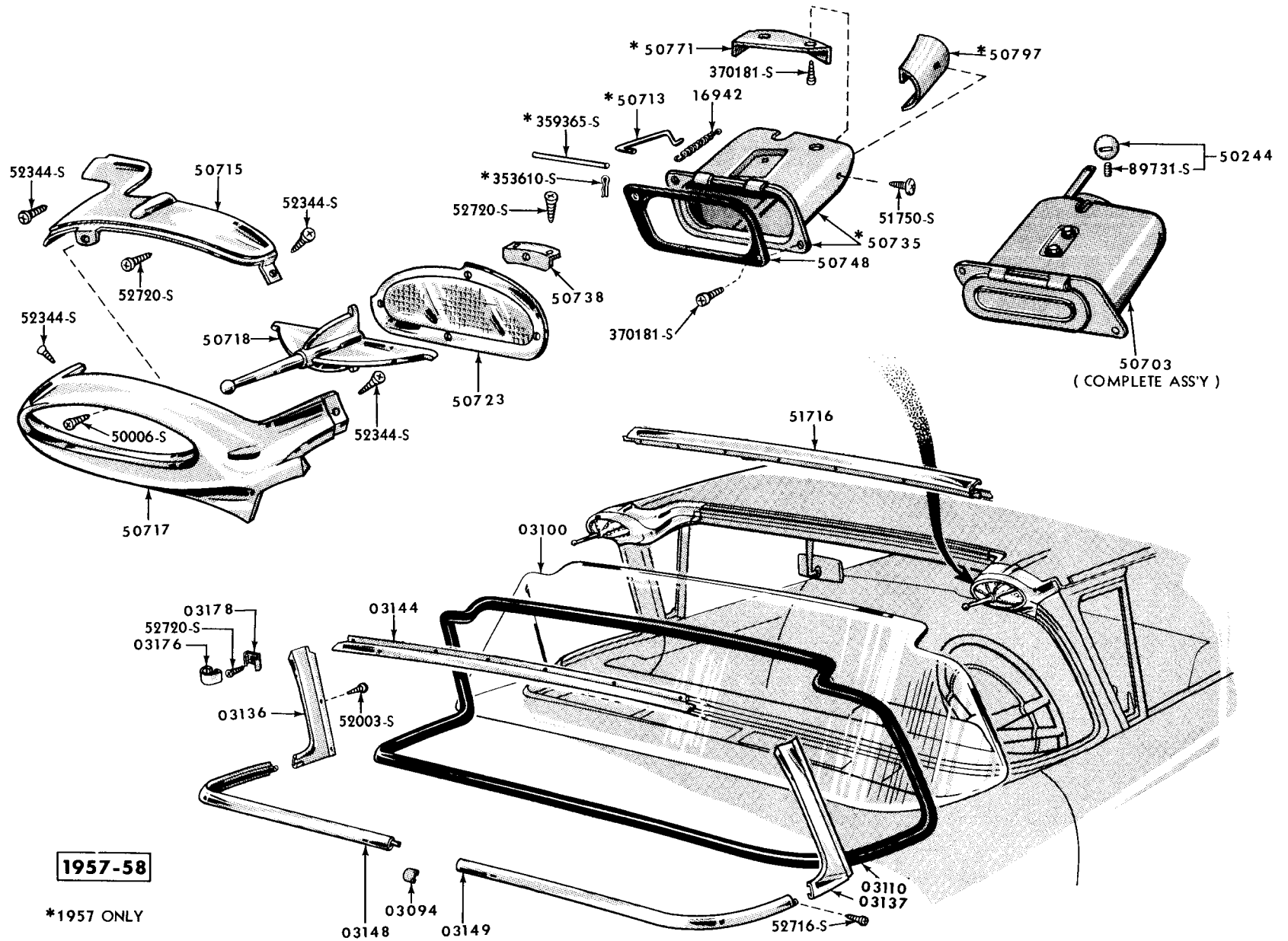
WINDSHIELD - EXCEPT CONVERTIBLE



1959

PMB-389

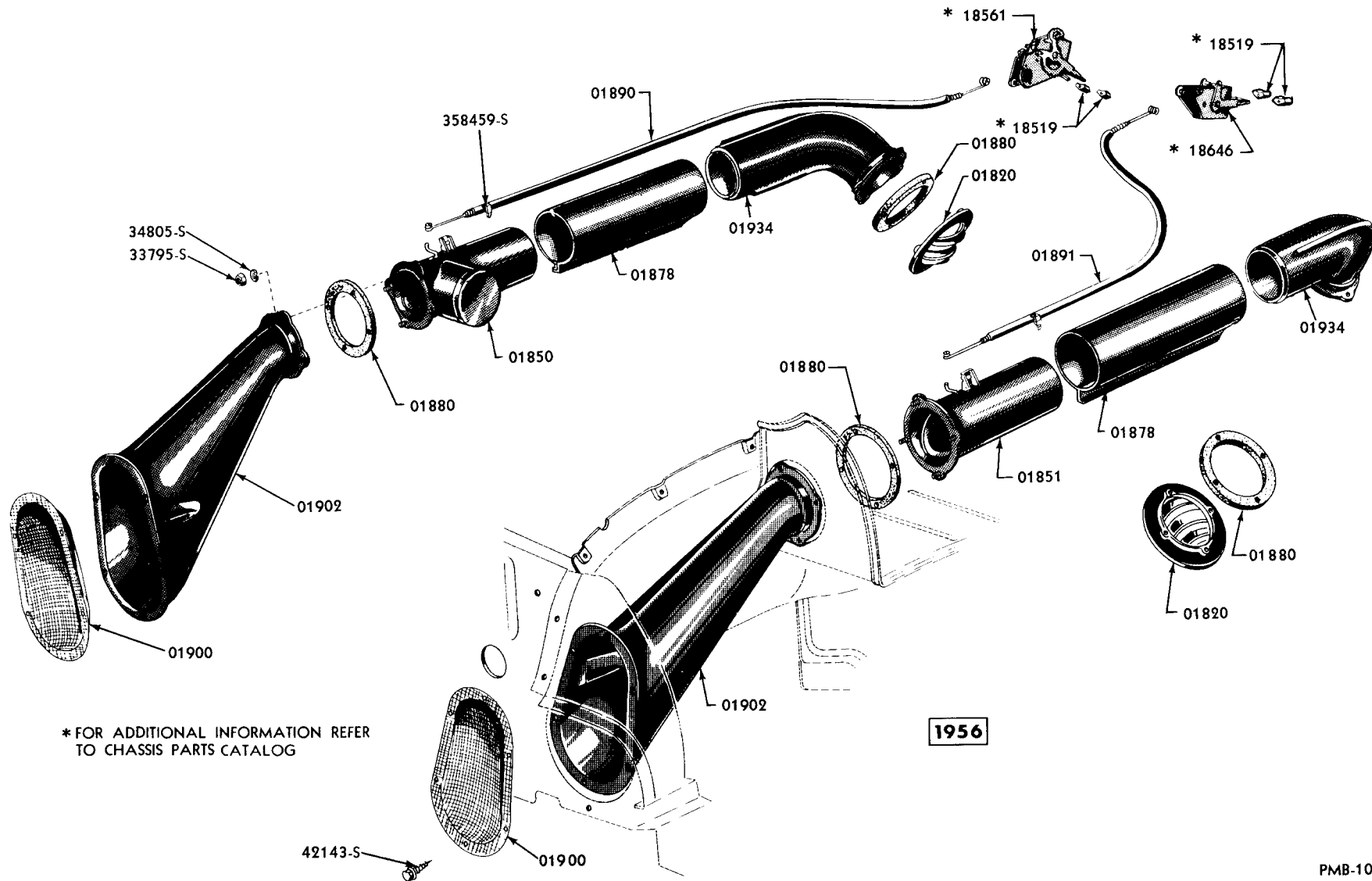
WINDSHIELD - CONVERTIBLE



1957-58

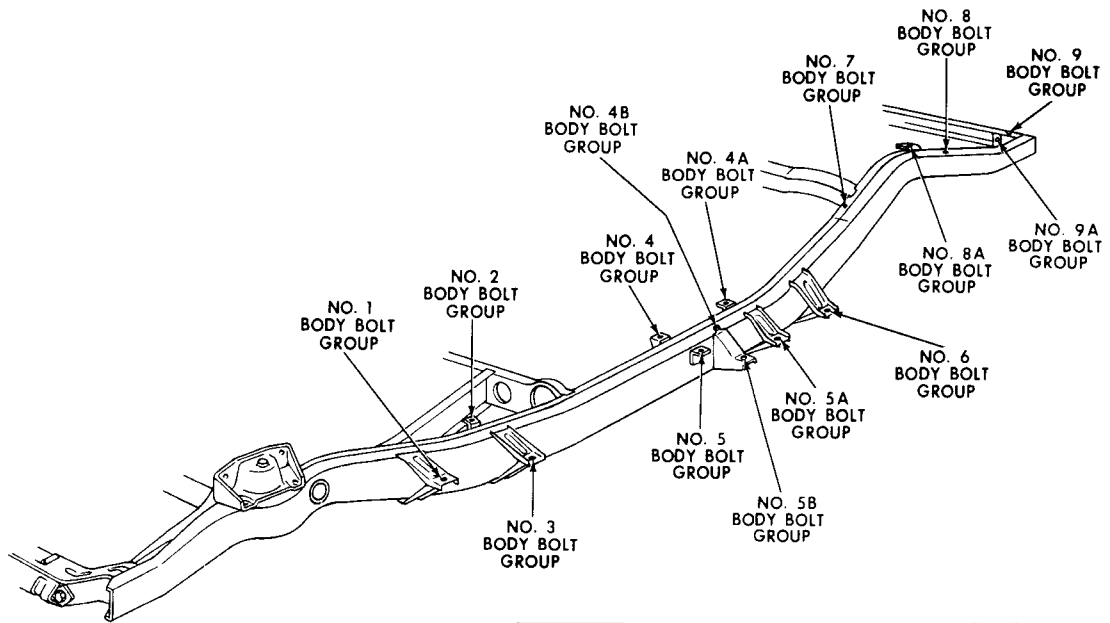
*1957 ONLY

WINDSHIELD and ROOF VENT - MODELS 65 -75



* FOR ADDITIONAL INFORMATION REFER TO CHASSIS PARTS CATALOG

FRESH AIR VENTILATING DUCTS



1956

PMB-222

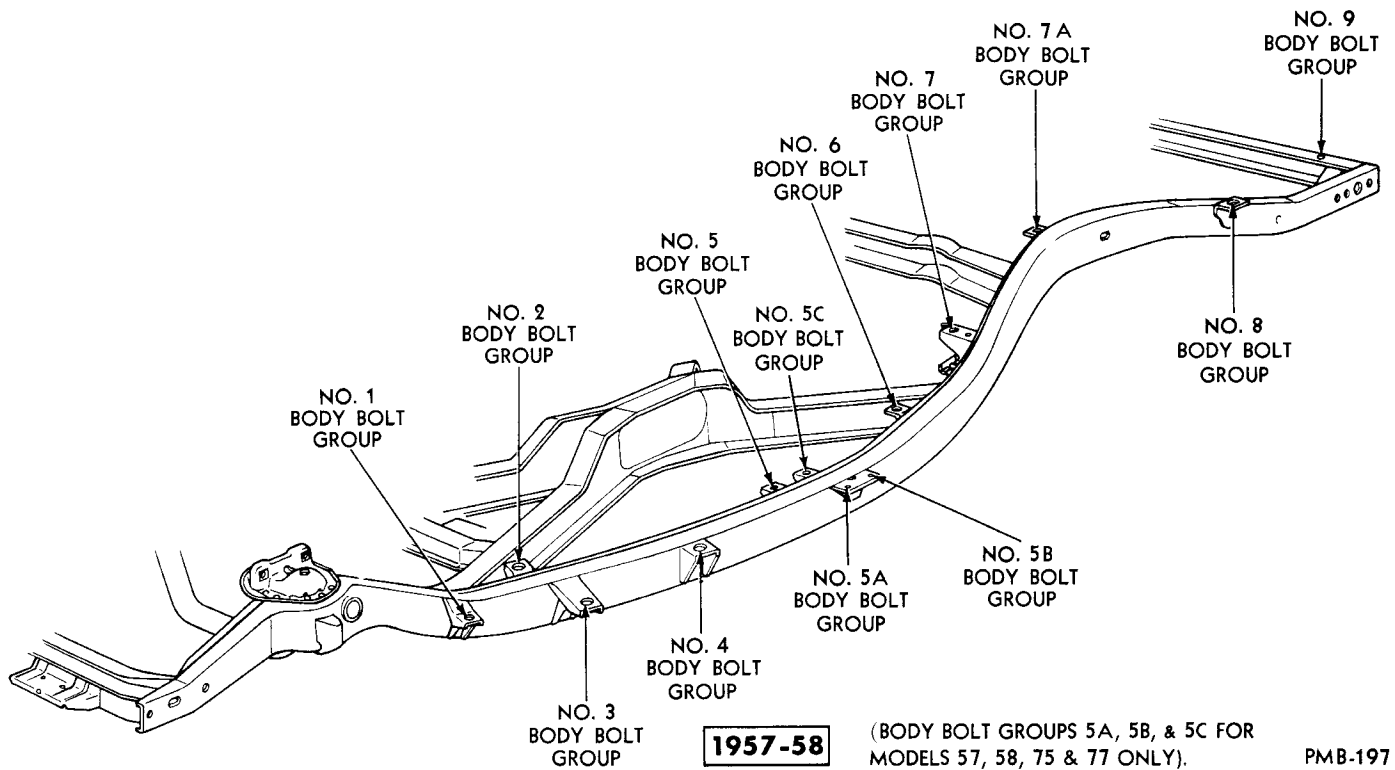
BODY BOLT CHART

GROUP AND PART NUMBER	DESCRIPTION, SIZE, ETC.	NO. REQ'D	MODEL OR ENGINE CUBIC INCH DISPLACEMENT	YEAR 19__
NO. 1 BODY BOLT GROUP				
BN 7000134-A	NS-Spacer - 11/32" I.D. x 1-3/4" O.D. x 7/8" - (a)	2	All	56
34446-S8	Nut-lock-7/16"-14	2	a	
356420-S8	Washer-flat-29/64" I.D. x 1" O.D. x 5/32"	2	a	
358999-S8	Bolt-hex.hd.-7/16"-14 x 2-3/8"	2	a	
NO. 2 BODY BOLT GROUP				
BV 7000141-A	Spacer - rubber - 1/2" (a)	2	All except 76	56
B7A 7000154-A	Insulator - 15/32" I.D. x 1-3/8" O.D. x 15/32" - ⊕BV-7000154-A (a)	2	All except 76	56
353950-S7	Washer-internal tooth-7/16"	2	a	
353963-S8	Bolt-shoulder-3/8"-16 x 2-3/8"	2	a	
NO. 3 BODY BOLT GROUP				
BV 7000134-B	Spacer - 7/8" I.D. x 1-3/4" O.D. x 1" (a)	2	All	56
B7A 7000154-A	Insulator - 15/32" I.D. x 1-3/8" O.D. x 15/32" - ⊕BV-7000154-A (a)	2	All except 76	56
353950-S7	Washer-internal tooth-7/16"	2	a	
353954-S8	Washer-flat-3/8"	AR	a	
353964-S8	Bolt-shoulder-3/8"-16 x 3-3/8"	2	a	
NO. 4 BODY BOLT GROUP				
BV 7000141-A	Spacer - rubber - 1/2" (a)	2	All except 76	56
B7A 7000154-A	Insulator - 15/32" I.D. x 1-3/8" O.D. x 15/32" - ⊕BV-7000154-A (a)	2	All except 76	56
351994-S7	Washer-internal tooth-3/8"	2	BU76	
353686-S100	Bolt-hex.hd.-3/8"-16 x 2"	2	BU76	
353950-S7	Washer-internal tooth-7/16"	2	a	
353953-S	Spacer-steel-3/8"	2	BU76	
353963-S8	Bolt-shoulder-3/8"-16 x 2-3/8"	2	a	

GROUP AND PART NUMBER	DESCRIPTION, SIZE, ETC.	NO. REQ'D	MODEL OR ENGINE CUBIC INCH DISPLACEMENT	YEAR 19__
NO. 4A BODY BOLT GROUP				
BV 7000141-A	Spacer - rubber - 1/2"	(a)	2 All except 76	56
B7A 7000154-A	Insulator - 15/32" I.D. x 1-3/8" O.D. x 15/32" - @BV-7000154-A	(a)	2 All except 76	56
353950-S7	Washer-internal tooth-7/16"		2 a	
353963-S8	Bolt-shoulder-3/8"-16 x 2-3/8"		2 a	
BA 7000154-B	Absorber	(b)	2 64	56
351994-S7	Washer-internal tooth-3/8"		2 a, b	
353686-S8	Bolt-hex. hd. -3/8"-16 x 2"		2 a, b	
353953-S	Spacer-steel-3/8"		2 a	
NO. 4B BODY BOLT GROUP				
BJ 5700132-A	NS-Spacer - tire carcass - 2" long x 1-3/16" wide x 3/8" thick with 5/8" holes - improvise locally	(a)	2 57	56
34444-S8	Nut-3/8"-16		2 a	
353746-S8	Bolt-hex. -3/8"-16 x 4-1/4"		2 a	
356406-S8	Washer-flat-3/8"		2 a	
356475-S8	Washer-flat-7/16"		2 a	
NO. 5 BODY BOLT GROUP				
BV 7000134-B	Spacer - 7/8" I.D. x 1-3/4" O.D. x 7/16"	(a)	2 All except 76	56
B7A 7000154-A	Insulator - 15/32" I.D. x 1-3/8" O.D. x 15/32" - @BV-7000154-A	(a)	2 All except 76	56
353950-S7	Washer-internal tooth-7/16"		2 a	
353960-S8	Bolt-shoulder-3/8"-16 x 2-7/8"		2 a	
NO. 5A BODY BOLT GROUP				
BV 7000134-B	Spacer - rubber - 1/2"	(a)	2 64	56
351994-S7	Washer-internal tooth-3/8"		2 a	
353684-S8	Bolt-hex. hd. -3/8"-16 x 2-5/8"		2 a	
NO. 5B BODY BOLT GROUP				
BJ 5700131-A	NS-Spacer - tire carcass - 2" long x 1-1/2" wide x 3/8" thick with 5/8" dia. hole - improvise locally	(a)	2 57	56
34807-S8	Lockwasher-3/8"		2 a	
44726-S8	Washer-flat-3/8"		2 a	
353686-S8	Bolt-hex. -3/8"-16 x 2"		2 a	
No. 6 BODY BOLT GROUP				
BV 7000134-B	Spacer - 7/8" I.D. x 1-3/4" O.D. x 1"	(a)	2 All except 76	56
353950-S7	Washer-internal tooth-7/16"		2 a	
353964-S8	Bolt-shoulder-3/8"-16 x 3-3/8"		2 a	
B7A 7000154-A	Insulator - 15/32" I.D. x 1-3/8" O.D. x 15/32" - @BV-7000154-A	(b)	2 76	56
351994-S7	Washer-internal tooth-3/8"		2 b	
353677-S8	Bolt-hex. hd. -3/8"-16 x 3-11/32"		2 b	
NO. 7 BODY BOLT GROUP				
BV 7000141-A	Spacer - rubber - 1/2"	(a)	2 All except 76	56
B7A 7000154-A	Absorber - rubber - @BV-7000154-A	(a)	2 All except 76	56
353950-S7	Washer-internal tooth-7/16"		2 a	
353965-S8	Bolt-hex. hd. -3/8"-16 x 1-7/8"		2 a	

GROUP AND PART NUMBER	DESCRIPTION, SIZE, ETC.	NO. REQ'D	MODEL OR ENGINE CUBIC INCH DISPLACEMENT	YEAR 19__
NO. 8 BODY BOLT GROUP				
BV 7000141-A	Spacer - rubber - 1/2"	(a) 2	All except 76, 79	56
B7A 7000154-A	Absorber - rubber - ⊕BV-7000154-A	(a) 2	All except 76, 79	56
353950-S7	Washer-internal tooth-7/16"	2	a	
353965-S8	Bolt-hex.hd. -3/8"-16 x 1-7/8"	2	a	
NO. 8A BODY BOLT GROUP				
BV 7000141-A	Spacer - 3/4" I.D. x 1-3/4" square x 1/2"	(a) 2	79	56
B7A 7000154-A	Absorber - rubber - ⊕BV-7000154-A	(a) 2	79	56
353950-S7	Washer-internal tooth-7/16"	2	a	
353965-S8	Bolt-hex.hd. -3/8"-16 x 1-7/8"	2	a	
NO. 9 BODY BOLT GROUP				
BV 7000141-A	Spacer - rubber - 1/2"	(a) 2	All except 76, 79	56
B7A 7000154-A	Absorber - rubber - ⊕BV-7000154-A	(a) 2	All except 76, 79	56
353950-S7	Washer-internal tooth-7/16"	2	a	
353966-S8	Bolt-hex.hd. -3/8"-16 x 3-27/64"	2	a	
NO. 9A BODY BOLT GROUP				
BA 7000154-B	Absorber - rubber	(a) 2	79	56
BN 7000134-A	NS-Spacer - tire carcass - 1-3/4" x 1-3/4" x 11/32" with 5/8" dia. hole - improvise locally	(a) 2	79	56
34444-S8	Nut-hex. -3/8"-16	2	a	
351994-S7	Washer-internal tooth-3/8"	2	a	
353746-S8	Bolt-hex.hd. -3/8"-16 x 3-27/64"	2	a	

MEMO



PMB-197

BODY BOLT CHART

GROUP AND PART NUMBER	DESCRIPTION, SIZE, ETC.	NO. REQ'D	MODEL OR ENGINE CUBIC INCH DISPLACEMENT	YEAR 19__
NO. 1 BODY BOLT GROUP				
BY 7300134-A	Spacer - tire carcass - 2-1/2" square x 7/16" - (a) with 5/8" dia. hole	2	76	57/58
BAE 7600134-A	Spacer - shim board - 1-3/4" square x 11/32" (a)	2	All except 76	57
BAE 6400134-A	Spacer - tire carcass (a)	2	56, 77	58
		4	57C, 63C	58
		2	57A, B, 58, 63A, B, 64, 65, 75	58
		4	76	58
		AR	All except 76	57
34446-S8	Nut-7/16"-24	2	a	
356420-S8	Washer-steel-29/64" I.D. x 1" O.D.	2	a	
358999-S8	Stud-steel-7/16"-14 x 2-3/4"	2	a	
BAF 6400134-B	Spacer-tire carcass (a)	2	All	58
NO. 2 BODY BOLT GROUP				
B7A 7000151-A	Retainer - absorber upper - steel - ⊕BAC-7000151-A (a)	2	All except 76	57/58
B7A 7000154-B	Absorber - rubber - 3-11/64" dia. x 47/64" - with 1-27/64" tapered hole - ⊕BAC-7000134-A (a)	4	All except 76	57/58
B7A 7000163-A	Retainer - absorber - steel - ⊕BAC-7000163-B (a)	2	All except 76	57/58
B7A 7011520-A	Spacer - steel - 2-9/64" dia. - ⊕BAC-7011520-C (a)	AR	All except 76	57/58
BAE 7600139-A	Spacer - shim board - 1-3/4" square x 9/16" - with 13/16" dia. hole (a)	2	76	57
		2	All except 57C, 63C	58
358621-S8	Nut-sleeve-3/8"-16	2	a	
359025-S8	Bolt-steel-3/8"-16 x 2-13/32"	2	a	
359136-S2	Nut-retainer-3/8"-16	2	a	
359276-S7	Lockwasher-3/8"	2	a	

GROUP AND PART NUMBER	DESCRIPTION, SIZE, ETC.	NO. REQ'D	MODEL OR ENGINE CUBIC INCH DISPLACEMENT	YEAR 19__
NO. 3 BODY BOLT GROUP				
B7A 7000154-B	Absorber - rubber - 2-11/64" dia. x 47/64" - with 1-27/64" tapered hole - ⊕BAC-7000154-A	(a) 4	All except 76	57
B7A 7011520-A	Spacer - steel - 2-9/64" dia. - ⊕BAC-7011520-C	(a) AR	All	57
B9A 6400154-A	Absorber - upper - ⊕1003012	(a) AR	56, 57A, B, 58A, B, 63, 64A, 77	57/58
B9A 6400155-A	Absorber - lower - ⊕1003013	(a) AR	56, 57A, B, 58A, B, 63, 64A, 77	57/58
B7A 7000163-A	Retainer - absorber - ⊕BAC-7000163-B	(a) 2	All except 76	57/58
BAE 7600139-A	Spacer - shim board - 1-3/4" square x 9/16" - with 13/16" dia. hole	(a) AR 2	76 All except 57C, 63C	57 58
358621-S8	Nut-sleeve-9/16"-18	2	a	
359025-S8	Bolt-steel-3/8"-16 x 2-13/32"	2	a	
359136-S2	Nut-retainer assy. -3/8"-16	2	a	
359276-S7	Lockwasher-3/8"	2	a	
BAC 7000151-B	Retainer	(a) AR	All except 76	57/58
NO. 4 BODY BOLT GROUP				
B7A 7000151-A	Retainer - absorber upper - steel - ⊕BAC-7000151-A	(a) 2	All except 76	57
B7A 7000154-B	Absorber - rubber - 2-11/64" dia. x 47/64" with 1-27/64" tapered hole - ⊕BAC-7000154-A	(a) 4	All except 76	57
B7A 7011520-A	Spacer - steel - 2-9/64" dia - ⊕BAC-7011520-C	(a) AR	All	57
B7A 7000163-A	Retainer - absorber - ⊕BAC-7000163-B	(a) 2	All except 76	57/58
B9A 6400154-A	Absorber - upper - ⊕1003012	(a) 2	All except 76	57/58
B9A 6400155-A	Absorber - lower - ⊕1003013	(a) 2	All except 76	57/58
BAE 7600139-A	Spacer - shim board - 1-3/4" square x 9/16" - with 13/16" dia. hole	(a) AR 2	76 All except 57C, 63C	57 58
358621-S8	Nut-sleeve-9/16"-18	2	a	
359025-S8	Bolt-steel-3/8"-16 x 2-13/32"	2	a	
359136-S2	Nut-retainer assy. -3/8"-16	2	a	
359276-S7	Lockwasher-3/8"	2	a	
BAC 7000151-B	Retainer	(a) AR	All except 76	57/58
NO. 5 BODY BOLT GROUP				
BAC 7000154-C	Absorber - masticated tire casing - 2" square x 9/16" thick with 13/16" dia. hole	(a) AR 2	All 57B, C, 58, 63B, C, 64, 65, 75A, 77	57 58
B7A 7000134-A	Spacer - rubber - 2-5/32" dia. x 47/64" - with 1-27/64" tapered hole - ⊕BAC-7000134-A	(a) 2	All	57
359025-S8	Bolt-steel-3/8"-16 x 2-13/32"	2	57, 58, 75A	58
359276-S7	Lockwasher-3/8"	2	a	
359761-S2	Nut-retainer assy. -3/8"-16	2	a	
NO. 5A BODY BOLT GROUP				
BAE 5811439-A	Spacer - steel - 1-3/8" dia. x 5/16" long - with 7/16" dia. hole	(a) 2	57, 58, 75, 77	57/58
34808-S8	Lockwasher-spring-7/16"	2	a	
34828-S7	Washer-lock	2	a	
353677-S8	Bolt-3/8"-16 x 3-7/16"	2	a	
356420-S8	Washer-flat-29/64"	2	a	
359761-S2	Nut-sleeve-3/8"-16	2	a	
359865-S8	Bolt-hex. hd. pilot lead-3/8"-16 x 3"	2	a	
NO. 5B BODY BOLT GROUP				
BAE 5811439-A	Spacer - steel - 1-3/8" dia. x 5/16" long - with 7/16" dia. hole	(a) 2	57, 58, 75, 77	57/58
34808-S8	Lockwasher-spring-7/16"	2	a	
34828-S7	Washer-lock	2	a	
353677-S8	Bolt-3/8"-16 x 3-7/16"	2	a	
359761-S2	Nut-sleeve-3/8"-16	2	a	
359865-S8	Bolt-hex. hd. pilot lead-3/8"-16 x 3"	2	a	

GROUP AND PART NUMBER	DESCRIPTION. SIZE. ETC.	NO. REQ'D	MODEL OR ENGINE CUBIC INCH DISPLACEMENT	YEAR 19__
NO. 5C BODY BOLT GROUP				
BAE 5811439-A	Spacer - steel - 1-3/8" dia. x 5/16" long - with 7/16" dia. hole	(a) 2	57, 58, 75, 77	57
34808-S8	Lockwasher-spring-7/16"	2	a	
356420-S8	Washer-flat-29/64"	2	a	
359865-S8	Bolt-hex. hd. pilot lead-3/8"-16 x 3"	2	a	
BAC 5811434-A	Spacer - female	(a) 2	57, 75, 77	58
BAC 5811436-A	Spacer - male	(a) 2	57, 75, 77	58
353267-S8	Bolt	2	a	

NO. 6 BODY BOLT GROUP				
B7A 7000154-B	Absorber - rubber - 2-11/64" dia. x 47/64" - with 1-27/64" tapered hole - ⊕BAC-7000154-A	(a) 4	All except 76	57
B7A 7011520-A	Spacer - steel - 2-9/64" dia. - ⊕BAC-7011520-C	(a) AR	All	57
B7A 7000151-A	Retainer - absorber upper - steel - ⊕BAC-7000151-A	(a) 2	All except 76	57/58
B7A 7000163-A	Retainer - absorber - steel - ⊕BAC-7000163-B	(a) 2	All except 76	57/58
BAE 7600139-A	Spacer - shim board - 1-3/4" square x 9/16" - with 13/16" dia. hole	(b) 2	76	57
		(a) 2	All except 57C, 63C	58
358621-S8	Nut-sleeve-9/16"-18	2	a	
359025-S8	Bolt-steel-3/8"-16 x 2-13/32"	2	a	
359136-S2	Nut-retainer assy. -3/8"-16	2	b	
359276-S7	Lockwasher-3/8"	2	a	
B9A 6400154-A	Absorber - upper - ⊕1003012	(a) 2	All except 76	57/58
B9A 6400155-A	Absorber - lower - ⊕1003013	(a) 2	All except 76	57/58

NO. 7 BODY BOLT GROUP				
B7A 7000154-B	Absorber - rubber - 2-11/64" dia. x 47/64" -	(a) 4	All except 56, 76, 77	57
B7A 7011520-A	Spacer - steel - 2-9/64" dia. - ⊕BAC-7011520-C	(a) AR	All	57
B7A 7000151-A	Retainer - absorber upper - steel - ⊕BAC-7000151-A	(a) 2	All except 56, 76, 77	57/58
B7A 7000163-A	Retainer - absorber - steel - ⊕BAC-7000163-B	(a) 2	All except 56, 76, 77	57/58
B9A 6400154-A	Absorber - upper - ⊕1003012	(a) 2	All except 56, 76, 77	57/58
B9A 6400155-A	Absorber - lower - ⊕1003013 with 1-27/64" tapered hole - ⊕BAC-7000154-A	(a) 2	All except 56, 76, 77	57/58
BAE 7600139-A	Spacer - shim board - 1-3/4" square x 9/16" - with 13/16" dia. hole	(a) 2	76	57
		2	All except 57C, 63C	58
358621-S8	Nut-sleeve-9/16"-18	2	a	
359025-S8	Bolt-steel-3/8"-16 x 2-13/32"	2	a	
359136-S2	Nut-retainer assy. -3/8"-16	2	a	
359276-S7	Lockwasher-3/8"	2	a	

NO. 7A BODY BOLT GROUP				
B7A 7000151-A	Retainer assy. - absorber upper - steel - ⊕BAC-7000151-A	(a) 2	56, 77	57/58
B7A 7000154-B	Absorber - rubber - 2-11/64" dia. x 47/64" - with 1-27/64" tapered hole - ⊕BAC-7000154-A	(a) 4	56, 77	57/58
B7A 7000163-A	Retainer - absorber - steel - ⊕BAC-7000163-B	(a) 2	56, 77	57/58
B7A 7011520-A	Spacer - steel - 2-9/64" dia.	(a) AR	56, 77	57/58
358621-S8	Nut-sleeve-9/16"-18	2	a	
359025-S8	Bolt-steel-3/8"-16 x 2-13/32"	2	a	
359276-S7	Lockwasher-3/8"	2	a	
B9A 6400154-A	Absorber - upper - ⊕1003012	(a) 2	56, 77	58
B9A 6400155-A	Absorber - lower - ⊕1003013	(a) 2	56, 77	58

GROUP AND PART NUMBER	DESCRIPTION, SIZE, ETC.	NO. REQ'D	MODEL OR ENGINE CUBIC INCH DISPLACEMENT	YEAR 19__
NO. 8 BODY BOLT GROUP				
B7A 7000154-B	Absorber - rubber - 2-11/64" dia. x 47/64" - with 1-27/64" tapered hole - ⊕BAC-7000154-A	(b) 4	All except 76	57
B7A 7011520-A	Spacer - steel - 2-9/64" dia.	AR	All	57
B7A 7000151-A	Retainer - absorber upper - steel - ⊕BAC-7000151-A	(b) 2	All except 76	57/58
B7A 7000163-A	Retainer - absorber - steel - ⊕BAC-7000163-B	(a) 2	All except 76	57/58
BAE 7600139-A	Spacer - shim board - 1-3/4" square x 9/16" - with 13/16" dia. hole	2	76	57
		2	All except 57C, 63C	58
358621-S8	Nut-sleeve-9/16"-18	2	b	
359025-S8	Bolt-hex.hd.-3/8"-16 x 2-13/32"	2	a	
359377-S8	Bolt-hex.hd.-3/8"-16 x 4-3/4"	2	a	
B9A 6400154-A	Absorber - upper - ⊕1003012	2	All except 56, 76, 77	58
B9A 6400155-A	Absorber - lower - ⊕1003013	2	All except 56, 76, 77	58

NO. 9 BODY BOLT GROUP

BN 7000134-A	NS-Spacer - tire carcass - 1-3/4" square x 11/32" - with 5/8" dia. hole - procure or produce locally	(b) 2	56, 77	57/58
BAE 6400139-A	Spacer - rubber - 1-3/4" square x 5/8" - with 13/16" dia. hole	(a) 2	All except 56, 76, 77	57/58
B9A 6400154-A	Absorber - upper - ⊕1003012	AR	56, 57A, B, 58A, B, 63, 64A, 77	57/58
B9A 6400155-A	Absorber - lower - ⊕1003013	AR	56, 57A, B, 58A, B, 63, 64A, 77	57/58
BAE 7600139-A	Spacer - shim board - 1-3/4" square x 9/16" - with 13/16" dia. hole	(a) 2	76	57
		(a) 2	All except 57C, 63C	58
34807-S8	Lockwasher-3/8"	2	b	
44726-S8	Washer-flat-3/8"	2	b	
353937-S2	Nut-retainer assy.-9/16"-18	2	a	
353950-S7	Washer-7/16"-lock	2	a	
354954-S8	Bolt-3/8"-16-hex.hd.-shoulder	2	a	
359025-S7	Bolt-hex.hd.-3/8"-16 x 2-13/32"	2	b	
359136-S2	Nut-retainer assy.-3/8"-16	2	b	
359276-S7	Lockwasher-3/8"	2	a	
359377-S8	Bolt-hex.hd.-3/8"-16 x 4-3/4"	2	a	

MEMO

GROUP AND PART NUMBER	DESCRIPTION, SIZE, ETC.	NO. REQ'D	MODEL OR ENGINE CUBIC INCH DISPLACEMENT	YEAR 19__
00130	SPACER BODY BOLT			
BAC 7000130-A	Rubber	2	76	59
00134	SPACER BODY BOLT			
BAE 6400134-A	Rubber - use at No. 1, 1A and No. 9 body bolt	AR	All except 76	59
00151	RETAINER (BODY BOLT ABSORBER)			
BAC 7000151-B	Lower - (2) each at No. 3, 4, 5, 6, 7, 8 body bolt	12	All except 76	59
00154-5	ABSORBER (BODY BOLT)			
B9A 6400154-A	Upper - rubber - @1003012 (12) Req'd. for No. 3, 5, 6 - all except 76 (12) Req'd. for No. 7, 8 - all except 56, 76, 77 (1) Req'd. for R. H. and (1) for L. H. No. 8A - 56, 77	AR	All except 76	59
B9A 6400155-A	Lower - rubber - @1003013 (12) Req'd. for No. 3, 5, 6 - all except 76 (12) Req'd. for No. 7, 8 - all except 56, 76, 77 (1) Req'd. for R. H. and (1) for L. H. No. 8A - 56, 77	AR	All except 76	59
B7A 7000154-A	Rubber - No. 1 body bolt - @BAC-7000154-D	4	All	59
BAC 7000154-C	Tire casing - (1) Req'd. for R. H. and (1) for L. H. No. 1, 1A, 3, 5, 6, 7, 8, 9	16	76	59
00163	RETAINER (BODY BOLT ABSORBER)			
B7A 7000163-A	Upper - steel - @BAC-7000163-B	AR	All except 76	59
01416-7	GRILLE (COWL SIDE VENT)			
B9MB 6401416-AP	R. H.	1	All	59
B9MB 6401417-AP	L. H.	1	All	59
01424-5	DEFLECTOR (STEERING COLUMN OPENING COVER PLATE)			
BAF 6401424-A	R. H. - use with manual or automatic transmission	1	All	57/58
01449	COVER (VENT AIR INLET DUCT BLOWER OPENING)			
PB9M 6401449-A	Not used with A/cond. - @1013236	1	All	59
01474	DEFLECTOR (DASH PANEL SOUND)			
BAF 5701474-A		1	57C, 63C, 76C	58
01508	SUPPORT (BRAKE PEDAL)			
BU 7001508-B		1	All	56
BAF 6401508-A		1	All	57/58
PB9M 5601508-B	Power brakes - @1005636	1	All	59
B9MB 6401508-A	Standard brakes	1	All except 57C, 63C, 76C	59
01524	BRACE (BRAKE PEDAL SUPPORT)			
B9MB 6401524-A		1	All	59
01527	GROMMET (VENT AIR VALVE DAMPER SHAFT)			
PB9M 6401527-A	@1012518	1	All	59
01551	REINFORCEMENT (BRAKE PEDAL SUPPORT DASH PANEL) OUTER			
BAE 6401551-A		1	All	57/58

GROUP AND PART NUMBER	DESCRIPTION, SIZE, ETC.	NO. REQ'D	MODEL OR ENGINE CUBIC INCH DISPLACEMENT	YEAR 19__
01605 PANEL (DASH)				
BAF 6401605-B	Panel only	(a) 1	All	57/58
352285-S	Plug-button-rubber-1-1/2" dia. -automatic transmission bank adj. hole	1	a	
352961-S	Grommet-rubber (1) Req'd. for speedometer cable routing thru dash (1) Req'd. for windshield wiper cable routing thru dash	AR	a	
01610 PANEL (DASH)				
BV 7001610-A		(a) 1	All	56
B9BM 6401610-A		1	All	59
352961-S	Grommet-rubber-speed cable	1	a	
357042-S	Plug-button-5/8"	1	a	
357216-S	Plug-button-1-7/8"	2	a	
016A34-5 REINFORCEMENT (DASH PANEL TO FLOOR SIDE MEMBER)				
COMB 64016A34-A	R.H.	1	All	59
COMB 64016A35-A	L.H.	1	All	59
01641 COVER (HAND BRAKE CABLE OPENING IN DASH)				
B5A 7001641-A	Forming board - @BN-7001641-A	(a) 1	All	56
52718-S8	Screw-pan hd. cross rec. -No. 6-18 x 3/8"	2	a	
01642 CLAMP (HARD BRAKE CABLE OPENING COVER IN DASH)				
BA 7001642-A		1	All	56
01670 INSULATOR (DASH)				
BU 7001670-A		(a) 1	All	56
BAF 6401670-A		(a) 1	All	57/58
357036-S32	Clip-dash liner (6) Req'd. when heater is not installed (5) Req'd. when heater is installed	AR	a	
01670-1 ABSORBER (DASH SOUND)				
B9MB 5701670-B	With aluminum foil - used with or without A/cond. - used on cars built prior to 11-10-58	1	All	59
COMB 6401670-D	With aluminum foil - R.H. - used with or without A/cond.	1	All	59
COMB 6401671-B	With aluminum foil - L.H. - used with or without A/cond.	1	All	59
01694 GROMMET (DASH PANEL OVERDRIVE CABLE)				
IA 7001694	Rubber	1	All	56/57
01698-9 PLATE (STEERING COLUMN OPENING COVER LOWER)				
BAF 6401698-A	R.H.	(a) 1	All	57/58
BAF 6401699-A	L.H. - use with automatic transmission	(a) 1	All	58
BAF 6401699-B	L.H. - used with standard and O/D transmission	(a) 1	All	57/58
B9BM 6401698-A		1	All	59
32958-S7	Screw-pan-hd. -No. 10-12 x 1-1/4"	2	a	
44712-S8	Washer-flat-No. 10	2	a	
52743-S8	Screw-pan-hd. -No. 10-12 x 3/4"	2	a	
01708 ABSORBER (DASH PANEL STEERING COLUMN OPENING COVER SOUND)				
BAF 6401708-A		1	All	57/58
B9MB 5701708-B	Used with or without A/cond.	1	All	59

GROUP AND PART NUMBER	DESCRIPTION, SIZE, ETC.	NO. REQ'D	MODEL OR ENGINE CUBIC INCH DISPLACEMENT	YEAR 19__
01714-5 BRACE (DASH TO FRAME)				
B5A 7001715-A	L.H. - ⊕BN-7001715-A	1	All	56
BAF 6401714-B	R.H.	1	All	57/58
PB9M 6401714-C	R.H. - ⊕1018196	1	All except 76	59
PB9M 6401715-C	L.H. - ⊕1018197	1	All except 76	59
B9MB 7601714-A	R.H.	1	All	59
B9MB 7601715-A	L.H.	1	All	59
01738 SEAL (STEERING COLUMN OPENING)				
B9BM 6401738-A		1	All	59
01789 RETAINER (TRANSMISSION CONTROL CABLE TO DASH GROMMET)				
BAE 6401789-A	Used with automatic transmission	1	All	57
01797 RETAINER (CLUTCH PEDAL ROD SEAL)				
B8A 7001797-A	Use with standard and O/drive transmission ⊕BAE-6401797-A	1	All	58
B9BM 6401797-A		1	All except 57C, 63C, 76C	59
01804-5 BRACKET (VENT AIR VALVE DAMPER CONTROL MOTOR)				
B9MB 5701804-A	R.H. - used with heater and defroster and/or air conditioner	1	All	59
B9MB 5701805-A	L.H. - used with heater and defroster and/or air conditioner	1	All	59
01811 PLATE (STEERING COLUMN OPENING COVER) UPPER				
B9BM 6401811-A		1	All	59
01816-7 BRACKET (VENT AIR CONTROL LEVER MOUNTING)				
FEK 6401816-B	R.H.	1	All except 65, 75, 76B Cruiser Conv.	57
FEK 6401817-B	L.H.	1	All except 65, 75, 76B Cruiser Conv.	57
FEK 6501816-A	R.H. - used with air conditioner	1	65, 75, 76B Cruiser Conv.	57
FEK 6501817-A	L.H. - used with air conditioner	1	65, 75, 76B Cruiser Conv.	57
01820 REGISTER (VENTILATOR)				
BV 7001820-A		2	All	56
01822-3 BRACKET (VENT AIR VALVE DAMPER CONTROL WIRE)				
B9MB 6401822-B	R.H. - used on cars built after 4-1-59	1	All except 57C, 63C, 76C	59
PB9M 6401822-A	R.H. - used on cars built prior to 4-1-59 - ⊕1012458	1	All except 57C, 63C, 76C	59
PB9M 6401823-A	L.H. - ⊕1012459	1	All except 57C, 63C, 76C	59
01842 PLATE (COWL TOP PANEL AIR DUCT OPENING COVER)				
FEK 6401842-A	Also used with air conditioner	AR	All	57/58
01844 HANDLE (REGISTER DOOR) RIGHT SIDE				
BA 7001844-A	Plastic	(a) 1	All	56
BAE 7001844-A	Plastic	1	All	57/58
	33176-S13 Screw-pan hd. -No. 8-18 x 3/8"	2	a	
	34801-S7 Lockwasher-No. 6	2	a	
01846 COVER (DASH PANEL HEATER OPENING)				
B5A 7001846-A	Use on cars without a heater - ⊕BN-7001846-A (a)	1	All	56/58
PB9M 7001846-A	⊕1003499	1	All	59
	32858-S2 Screw-rd. hd. -No. 8-15 x 1/2"	2	a	
	32917-S8 Screw-hex-hd. No. 10-32 x 1/2"	6	a	57/58
	42007-S8 Screw-hex. hd. -No. 10-12 x 1/2"	6	a	

GROUP AND PART NUMBER	DESCRIPTION, SIZE, ETC.	NO. REQ'D	MODEL OR ENGINE CUBIC INCH DISPLACEMENT	YEAR 19__
01850-1 VALVE (VENT AIR)				
BU 7001850-A	R.H. - 8-19/64" long	(a) 1	All	56
B6A 7001851-A	L.H. - 8-19/64" long	(a) 1	All	56
BAF 6401850-A	R.H.	(b) 1	All	57/58
BAF 6401851-A	L.H.	(b) 1	All	57/58
PB9M 6401850-A	R.H. - when used with heater add 01449 cover, 42126-S screw and M-5397-A sealer - @1002784	1	All	59
PB9M 6401851-A	L.H. - @1002785	1	All	59
	33795-S7 Nut-hex. - 1/4"-20	8	a	
	34805-S8 Lockwasher-1/4"	8	a	
	42007-S8 Screw-hex. hd. -No. 10-12 x 1/2"	2	a	
	52738-S8 Screw-pan hd. cross rec. -No. 10-12 x 5/8"	1	a	
	357033-S32 Nut-spring-No. 10A	6	a	
	358459-S Clip-wire	2	a	
	358459-S8 Clip - wiring	2	b	
01870-1 BRACKET (AIR CONTROL MOUNTING)				
FEW 6401870-C	R.H. - steel - use when heater or air conditioning with manual controls is installed	1	All	58
FEW 6401871-B	L.H. - steel - use when heater with manual controls is installed	1	All	58
01878 CONNECTOR (AIR DUCT VENTILATOR)				
BU 7001878-A	11-17/32" long	(a) 2	All	56
	42032-S8 Screw-rd. hd. -No. 10-12 x 2"	6	a	
	357033-S32 Nut-speed-No. 10A	6	a	
01880 GASKET (AIR VALVE)				
BA 7001880-A	Sponge rubber	2	All	56
01884 CLAMP (CARBURETOR AIR CLEANER AIR DUCT)				
B1MY 7001884-A	Round - 4-3/16" I. D. - used with air conditioning - @1M-8725-A	AR	All	56/57
FAA 8725-A	3-3/16" x 3-9/16" rectangular	2	All	56/57
B7MY 7001884-A	3-35/64" x 3-59/64" square type - @FEK-8175-A	1	All	57/58
01890-1 CONTROL (AIR)				
FDK 7001890-C	R.H. - 67-25/32" long - used with a heater	(a) 1	All	56
FDK 7001891-C	L.H. - 34-7/8" long - used with a heater	(a) 1	All	56
FDT 7001890-A	R.H. - 66-3/4" long - used without a heater	(a) 1	All	56
FDT 7001891-A	L.H. - 36-3/4" long - used without a heater	(a) 1	All	56
FEK 6401890-A	R.H. - 36" long	(b) 1	All	57
FEK 6401891-A	L.H. - 26" long	(b) 1	All	57
FEK 6401891-B	L.H. - 20" long - used with air conditioner	(b) 1	All	57
FEW 6401890-A	R.H. - 36" long - used with heater with manual control	(b) 1	All	58
FEW 6401891-A	L.H. - 20" long	(b) 1	All	58
FEW 6401891-B	L.H. - 15-11/32" long - use with air conditioner	(b) 1	All	58
COMF 6401890-A	R.H. - 57" long - not required when heater and/or air conditioner is installed	1	All	59
COMF 6401891-A	L.H. - 35" long - not required when heater and/or air conditioner is installed	1	All	59
	352531-S8 Bolt-hex. hd. -No. 10-32 x 3/8"	2	a	
	352874-S Grommet	1	a	
	353261-S7 Clip-control wire assy.	2	b	
	356668-S32 Clip-wire-29/32" long	2	a	
	357442-S32 Clip-wire-11/16" long	2	a	
	358459-S2 Clip-wire	1	a	

GROUP AND PART NUMBER	DESCRIPTION, SIZE, ETC.	NO. REQ'D	MODEL OR ENGINE CUBIC INCH DISPLACEMENT	YEAR 19__
01900 SCREEN (VENTILATING AIR DUCT)				
B5A 7001900-B	Steel wire mesh - ⊕BN-7001900-B	(a) 2	All	56
42143-S8	Screw-hex. hd. -No. 14-10 x 3/4"	12	a	
01902 DUCT (VENTILATOR AIR INLET)				
B5A 7001902-A	⊕BN-7001902-A	(a) 2	All	56
33795-S7	Nut-hex. -1/4"-20	8	a	
34940-S7	Washer-external tooth-1/4"	8	a	
01934 DUCT (VENTILATOR AIR OUTLET)				
B5A 7001934-B	⊕BN-7001934-B	(a) 2	All	56
20324-S8	Bolt-hex. hd. -1/4"-20 x 5/8"	2or6	a	
33795-S7	Nut-hex. -1/4"-20	2or6	a	
34805-S7	Washer-lock-1/4"	2or6	a	
01998 SEAL (VENT AIR INLET DUCT)				
BAF 6401998-A	Rubber	2	All	57/58
02010 PANEL (COWL TOP)				
B6A 6402010-A	⊕BJ-6402010-B	1	57, 58, 64	56
B6A 7002010-A	⊕BJ-7002010-A	1	70, 73B, 79B	56
B6A 7302010-A		1	73C, 79C	56
BJ 7602010-A		1	76	56
BAE 6402010-E		1	All except 65, 75, 76	57
BAE 6402010-G		1	All	57
BAE 7602010-C		1	76	57
BAF 6502010-E		1	65, 75	57/58
BAF 7602010-D		1	76	58
COMB 6402010-B		1	All except 76	59
COMB 7602010-B		1	76	59
02042-3 PILLAR & COWL SIDE (FRONT BODY)				
BU 7002042-C	R. H.	(a) 1	70, 73, 79	56
BU 7602042-B	R. H.	(a) 1	57, 58, 64, 76	56
BU 7602043-C	L. H.	(a) 1	All	56
BAE 6402042-A	R. H.	1	All	57/58
BAF 6402043-B	L. H.	1	All	57/58
COMB 6402042-B	R. H.	1	All	59
COMB 6402043-B	L. H.	1	All	59
352285-S	Plug-rubber-1-1/2" dia.	1	a	
02042-3 REINFORCEMENT (COWL SIDE PANEL TO FLOOR)				
PB9M 6402042-B	R. H. - ⊕1016034	1	All	59
PB9M 6402043-B	L. H. - ⊕1016035	1	All	59
02098-9 GUSSET (COWL TOP TO FRONT BODY PILLAR)				
BAE 6402098-A	R. H.	1	All	57/58
BAE 6402099-A	L. H.	1	All	57/58
02108 COVER (COWL VENTILATOR AIR HEATER INLET OPENING)				
BAE 6402108-A		(a) 1	All	57/58
32917-S7	Screw-hex hd. -No. 10-32 x 1/2"	4	a	
02204 ANTI-SQUEAK (COWL TOP VENTILATOR GRILLE)				
BAE 6402204-A	Rubber	4	All	57/58

GROUP AND PART NUMBER	DESCRIPTION, SIZE, ETC.	NO. REQ'D	MODEL OR ENGINE CUBIC INCH DISPLACEMENT	YEAR 19__
02207 TUBE (COWL TOP INNER PANEL DRAIN)				
BAE 6402207-B	Rubber	2	All	57/58
PB9M 6402207-A	R.H. - curved - @1002528	1	All	59
PB9M 6402207-B	L.H. - straight - @1007205	1	All	59
02212-3 RETAINER (COWL TOP INNER PANEL DRAIN TUBE)				
PB9M 6402212-A	R.H. - 3-29/32" long - @1009368	1	All	59
PB9M 6402213-A	L.H. - 4-29/32" long - @1009369	1	All	59
02228 GRILLE (COWL TOP VENT)				
BAF 6402228-B		1	All	57/58
B9MB 6402228-A		1	All	59
02270 CLAMP (COWL TOP INNER PANEL DRAIN TUBE)				
BAF 6402270-A		1	All	57/58
02285 SCREEN (COWL VENTILATOR)				
BAE 6402285-A	Mesh wire cloth	1	All	57/58
02298 ANTI-RATTLER (COWL VENTILATOR SCREEN)				
BAE 6402298-A		6	All	57/58
02346 REINFORCEMENT (COWL TOP VENT GRILLE)				
B9MB 6402346-A		3	All	59
02354-5 RETAINER (COWL TRIM PANEL)				
BU 7002354-AP	R.H. - 1/8" - clip opening - @BN-7002354-AP	1	70, 73, 79	56
BU 7002355-AP	L.H. - 1/8" - clip opening - @BN-7002355-AP	1	70, 73, 79	56
BU 7602354-AP	R.H. - 7/32" - clip opening	1	57, 58, 64, 76	56
BAE 6402354-AP	R.H. - in prime	(a) 1	All	57/58
BAE 6402355-AP	L.H. - in prime	(a) 1	All	57/58
PB9M 6402354-AP	R.H. - in prime - @1005684	1	All	59
PB9M 6402355-AP	L.H. - in prime - @1005685	1	All	59
52721-S8	Screw-pan hd. -No. 10-12 x 3/8"	4	a	
02368-9 MOULDING (COWL TRIM)				
BAE 6502368-B	R.H. - rustless steel - includes retainer - 10-33/64" long	1	65, 75	57
BAE 6502369-B	L.H. - rustless steel includes retainer - 10-33/64" long	1	65, 75	57
02508-9 PILLAR (FRONT BODY) UPPER INNER				
BV 5802508-A	R.H.	1	57, 58	56
BV 5802509-A	L.H.	1	57, 58	56
B5A 6402508-A	R.H. - @BN-6402508-A	1	64	56
B5A 6402509-B	L.H. - @BN-6402509-B	1	64	56
B6A 7002508-A	R.H. - @BJ-7002508-A	1	70, 73, 79	56
B6A 7002509-A	L.H. - @BJ-7002509-A	1	70, 73, 79	56
02516-7 PILLAR (FRONT BODY OUTER)				
BV 5802516-A	R.H.	1	57, 58	56
B5A 6402516-A	R.H. - @BN-6402516-A	1	64	56
B5A 6402517-A	L.H. - @BN-6402517-A	1	64	56
B5A 7002516-B	R.H. - @BN-7002516-B	1	70, 73, 79	56
B5A 7002517-B	L.H. - @BN-7002517-B	1	70, 73, 79	56
BN 7602516-A	R.H.	1	76	56
BN 7602517-A	L.H.	1	76	56
BAE 7602516-A	R.H.	1	76	57/58
BAE 7602517-A	L.H.	1	76	57/58
PB9M 7602516-A	R.H. - @1006872	1	76	59
PB9M 7602517-A	L.H. - @1006873	1	76	59

GROUP AND PART NUMBER	DESCRIPTION, SIZE, ETC.	NO. REQ'D	MODEL OR ENGINE CUBIC INCH DISPLACEMENT	YEAR 19__
02522-3 PILLAR (FRONT BODY UPPER INNER)				
BAE 6502522-C	R. H. - includes windshield garnish side moulding bracket	1	65, 75	57/58
BAE 6502523-C	L. H. - includes windshield garnish side moulding bracket	1	65, 75	57/58
BAE 5702522-C	R. H. - includes windshield garnish side moulding bracket	1	56, 57, 63, 77	57/58
BAE 5702523-C	L. H. - includes windshield garnish side moulding bracket	1	56, 57, 63, 77	57/58
BAE 6402522-C	R. H. - includes windshield garnish side moulding bracket	1	58, 64	57/58
BAE 6402523-C	L. H. - includes windshield garnish side moulding bracket	1	58, 64	57/58
BAE 7602522-C	R. H. - includes windshield garnish side moulding bracket	1	76	57/58
BAE 7602523-C	L. H. - includes windshield garnish side moulding bracket	1	76	57/58
B9MB 5702522-A	R.H. - used on cars built after 10-1-58	1	56, 57, 63, 77	59
B9MB 5702523-A	L.H. - used on cars built after 10-1-58	1	56, 57, 63, 77	59
PB9M 5702522-A	R.H. - used on cars built prior to 10-1-58 - @1002532	1	56, 57, 63, 77	59
PB9M 5702523-A	L.H. - used on cars built prior to 10-1-58 - @1002533	1	56, 57, 63, 77	59
PB9M 6402522-A	R.H. - @1002530	1	58, 64	59
PB9M 6402523-A	L.H. - @1002531	1	58, 64	59
PB9M 7602522-A	R.H. - @1007564	1	76	59
PB9M 7602523-A	L.H. - @1007565	1	76	59
02524-5 REINFORCEMENT (FRONT BODY UPPER OUTER PILLAR)				
PB9M 5702524-A	R.H. - @1005502	1	56, 57, 63, 77	59
PB9M 5702525-A	L.H. - @1005503	1	56, 57, 63, 77	59
PB9M 6402524-A	R.H. - @1005504	1	58, 64	59
PB9M 6402525-A	L.H. - @1005505	1	58, 64	59
PB9M 7602524-A	R.H. - @1006806	1	76	59
PB9M 7602525-A	L.H. - @1006807	1	76	59
02536-7 PILLAR (FRONT BODY UPPER OUTER)				
BAE 5702536-A	R. H. - includes extension, front body pillar upper-outer and reinforcement, front body pillar upper-outer extension	1	56, 57, 63, 77	57
		1	56, 77	58
BAE 5702537-A	L. H. - includes extension - front body pillar upper-outer and reinforcement front body pillar upper-outer extension	1	56, 57, 63, 77	57
		1	56, 77	58
BAE 6402536-A	R. H. - includes extension, front body pillar upper-outer	1	58, 64	57/58
BAE 6402537-A	L. H. - includes extension, front body pillar upper-outer	1	58, 64	57/58
BAE 6502536-A	R. H. - includes reinforcement, front body upper pillar to outer roof rail	1	65, 75	57/58
BAE 6502537-A	L. H. - includes reinforcement, front body upper pillar to outer roof rail	1	65, 75	57/58
BAF 5702536-A	R. H. - includes extension, front body pillar upper-outer and reinforcement front body pillar upper-outer extension	1	57, 63	58
BAF 5702537-A	L. H. - includes extension, front body pillar upper-outer and reinforcement front body pillar upper-outer extension	1	57, 63	58
CONTINUED ON NEXT PAGE				

GROUP AND PART NUMBER	DESCRIPTION, SIZE, ETC.	NO. REQ'D	MODEL OR ENGINE CUBIC INCH DISPLACEMENT	YEAR 19__
02536-7 PILLAR (FRONT BODY UPPER OUTER) CONTINUED				
PB9M 5702536-A	R.H. - @1002548	1	56,57,63,77	59
PB9M 5702537-A	L.H. - @1002549	1	56,57,63,77	59
PB9M 6402536-A	R.H. - @1002550	1	58,64	59
PB9M 6402537-A	L.H. - @1002551	1	58,64	59
02594-5 RETAINER (FRONT BODY PILLAR) UPPER WEATHERSTRIP				
B5A 6002594-B	R.H. - rustless steel - @BN-6002594-B (a)	1	64	56
B5A 6002595-B	L.H. - rustless steel - @BN-6002595-B (a)	1	64	56
52170-S2	Screw-rd.hd.cross rec. -No. 4-24 x 1/2"	4	a	
02614 RETAINER (DOOR OPENING WINDLACE)				
BV 6402614-A	11/16" x 7/16"	6	57, 58	56
B5A 7002614-A	11/16" x 3/4" - @BN-7002614-A	AR	58, 70, 73, 79	56
BAE 6402614-A		(a) 2	All	57/58
B7A 7002614-A	Steel - @BAC-7002614-A (a)	AR	All	57/59
	(6) cowl panel all models			
	(6 or 8) pillar body front models 56,57,58,63,64,65,75,77			
	(AR) body side doors all models except 58			
	(2 or 4) roof side models 58,64			
PB9M 6402614-A	Upper front - @1009095	6	58,64	59
52721-S8	Screw-pan hd. -No. 10-12 x 3/8"	2	a	
02626 WEATHERSTRIP (FRONT BODY PILLAR) UPPER				
B5A 6002626-A	Rubber - 15-3/4" long - @BN-6002626-A	2	64	56
02866 SEAL (VENT AIR INLET DUCT TO COWL TOP INNER PANEL)				
PB9M 6402866-A	Sponge rubber - @1007704	2	All	59
02869 SEAL (VENT AIR INLET DUCT TO BLOWER)				
PB9M 6402869-A	Sponge rubber - used with air conditioning and/or heater and defroster - @1007707	1	All	59
03086 COVER (WINDSHIELD GARNISH LOWER MOULDING JOINT)				
BN 7003086-AP	In prime	1	All	56
BAE 6403086-AP	In prime	1	All	57
BAE 6403086-AP	In prime	1	All	58
03094 COVER (WINDSHIELD OUTSIDE BELT MOULDING JOINT)				
BAE 6403094-A	Rustless steel	1	All	57/58
03100 GLASS (WINDSHIELD)				
B5A 7003100-E	Clear - @BN-7003100-E	1	70, 73, 79	56
B5A 7003100-F	Tinted - green - @BN-7003100-F	1	70, 73, 79	56
B5A 7603100-A	Clear - @BN-7603100-A	1	57, 58, 64, 76	56
B5A 7603100-B	Tinted - green - @BN-7603100-B	1	57, 58, 64, 76	56
BAE 6403100-A	Clear	1	All except 65, 75	57/58
BAE 6403100-B	Full tinted	1	All except 65, 75	57/58
BAE 6403100-C	Tinted band	1	All except 65, 75	57/58
BAE 6503100-B	Tinted across top	1	65, 75	57/58
B9MB 6403100-A	Tinted with blue-gray band	1	All	59
PB9M 6403100-C	Clear - @1019231	1	All	59

GROUP AND PART NUMBER	DESCRIPTION, SIZE, ETC.	NO. REQ'D	MODEL OR ENGINE CUBIC INCH DISPLACEMENT	YEAR 19__
03110 WEATHERSTRIP (WINDSHIELD)				
B5A 7003110-H	Rubber - ⊕BN-7003110-E	1	All except 76	56
B5A 7603110-B	Rubber - ⊕BN-7603110-B	1	76	56
BAE 6403110-B	Rubber	1	All except 65, 75	57/58
BAE 6503110-B	Rubber	1	65, 75	57/58
PB9M 6403110-A	⊕1001502	1	All except 76	59
PB9M 7603110-A	⊕1010587	1	76	59
03112 CLIP (WINDSHIELD WEATHERSTRIP RETAINING)				
MHK 6403112-A	Kit - windshield weatherstrip retaining Consists of the following - (5) ED-BAE-6403112-A clip	1	All	57
03125 KIT (WINDSHIELD SUN SHIELD)				
B9MB 6403125-B	Tinted - plastic - consists of the following - (1) Shield windshield sun (6) Clip shield retention (6) No. 8-1-1/4" pan head screws (1) Instruction sheet	1	All except 76	59
03127 WELT (WINDSHIELD GARNISH MOULDING)				
BN 7003127-B	Rubber - 36" long	2	All	56
B9MB 6403127-A	Rubber - 47" long cut to length	2	All	57
	47" long - lower	1	56A, 57A, 58A, 63A, 64A, 76A, 77A, C	58
	Cut to 9-1/2" long for instrument panel radio grille	AR	56A, 57A, 58A, 63A, 64A, 76A, 77A	59
	Cut to 18-1/4" long for R.H. and L.H. garnish moulding side	AR	All	59
		AR	56A, 57A, 58A, 63A, 64A, 76A, 77A, C	59
BAE 6403127-A	Rubber - 44" long cut to length	1	56A, 57A, 58A, 63A, 64A, 76A, 77A, C	58
03136-7 MOULDING (WINDSHIELD OUTSIDE) SIDE				
BU 6403136-B	R.H. - rustless steel	(a)	1 57C, 64D	56
BU 6403137-B	L.H. - rustless steel	(a)	1 57C, 64D	56
B5A 6403136-A	R.H. - rustless steel - ⊕BN-6403136-A	(a)	1 57A, 57B, 58, 64A, 64C	56
B5A 6403137-A	L.H. - rustless steel - ⊕BN-6403137-A	(a)	1 57A, 57B, 58, 64A, 64C	56
BU 7003136-A	R.H. - rustless steel	(a)	1 73C, 79C	56
BU 7003137-A	L.H. - rustless steel	(a)	1 73C, 79C	56
B5A 7003136-A	R.H. - rustless steel - ⊕BN-7003136-A	(a)	1 79B-79D	56
B5A 7003137-A	L.H. - rustless steel - ⊕BN-7003137-A	(a)	1 79B, 79D	56
B5A 7003136-B	R.H. - rustless steel - ⊕BN-7003136-B	(a)	1 70B, 73B	56
B5A 7003137-B	L.H. - rustless steel - ⊕BN-7003137-B	(a)	1 70B, 73B	56
B6A 7003136-A	R.H. - rustless steel - ⊕BJ-7003136-A	(a)	1 70C, 73D	56
B6A 7003137-A	L.H. - rustless steel - ⊕BJ-7003137-A	(a)	1 70C, 73D	56
B5A 7603136-A	R.H. - rustless steel - ⊕BN-7603136-A	(b)	1 76	56
B5A 7603137-A	L.H. - rustless steel - ⊕BN-7603137-A	(b)	1 76	56
BAE 6403136-A	R.H. - rustless steel	1	All except 65, 75, 76	57/58
BAE 6403137-A	L.H. - rustless steel	1	All except 65, 75, 76	57/58
BAE 6503136-A	R.H. - rustless steel	1	65, 75	57/58
BAE 6503137-A	L.H. - rustless steel	1	65, 75	57/58
BAE 7603136-B	R.H. - rustless steel	1	76	57/58
BAE 7603137-B	L.H. - rustless steel	1	76	57/58
B9MB 6403136-A	R.H. - 20-1/2" long - used on cars built prior to 11-21-58	1	All except 76	59
B9MB 6403137-A	L.H. - 20-1/2" long - used on cars built prior to 11-21-58	1	All except 76	59
CONTINUED ON NEXT PAGE				

GROUP AND PART NUMBER	DESCRIPTION, SIZE, ETC.	NO. REQ'D	MODEL OR ENGINE CUBIC INCH DISPLACEMENT	YEAR 19__
03136-7 MOULDING (WINDSHIELD OUTSIDE) SIDE CONTINUED				
COMB 6403136-A	R. H. - used on cars built after 11-21-58	1	All except 76	59
COMB 6403137-A	L. H. - used on cars built after 11-21-58	1	All except 76	59
B9MB 7603136-A	R. H. - used on cars built prior to 11-21-58	1	76	59
COMB 7603136-A	R. H. - used on cars built after 11-21-58	1	76	59
COMB 7603137-A	L. H.	1	76	59
51764-S8	Screw-pan hd. cross rec. -No. 8-15 x 1/2"	4	b	
52003-S13	Screw-flat hd. cross rec. -No. 4-24 x 3/8"	AR	a	
03144 MOULDING (WINDSHIELD OUTSIDE) TOP				
B5A 6403144-A	Rustless steel - ⊕BN-6403144-A (a)	1	57, 58, 64	56
BU 7003144-A	Rustless steel (a)	1	73C, 79C	56
B5A 7003144-D	Rustless steel - ⊕BN-7003144-C (a)	1	70C, 73D, 79B, 79D	56
B6A 7003144-A	Rustless steel - ⊕BV-7003144-A (a)	1	70B, 73B	56
B5A 7603144-A	Rustless steel - used without electric top locking mechanism - ⊕BN-7603144-A	1	76	56
BAE 6403144-A	Rustless steel	1	All except 65, 75, 76	57/58
BAE 6503144-A	Rustless steel	1	65, 75	57/58
BAE 7603144-A	Rustless steel (b)	1	76	57/58
PB9M 6403144-A	52-27/32" long - ⊕1006608	1	All except 76	59
PB9M 7603144-A	⊕1006612	1	76	59
34053-S8	Nut-hex. -No. 10-24	6	a	
34903-S7	Lockwasher-external tooth-No. 10	6	a	
44713-S8	Washer-flat-No. 10	6	a	
52350-S13	Screw-oval hd. cr. rec. -No. 8-15 x 3/4"	10	b	
03148-9 MOULDING (WINDSHIELD OUTSIDE BELT)				
B5A 6003148-A	R. H. - rustless steel - ⊕BN-6003148-A (a)	1	57, 58, 64, 70C, 73D, 76	56
B5A 6003149-A	L. H. - rustless steel - ⊕BN-6003149-A (a)	1	57, 58, 64, 70C, 73D, 76	56
B5A 7003148-A	R. H. - rustless steel - ⊕BN-7003148-A	1	70, 73, 79	56
B5A 7003149-A	L. H. - rustless steel - ⊕BN-7003149-A	1	70, 73, 79	56
BAE 6403148-A	R. H. - rustless steel (b)	1	All	57/58
BAE 6403149-A	L. H. - rustless steel (b)	1	All	57/58
BAF 6403148-A	Rustless steel one piece	1	All	57/58
B9MB 6403148-A	Center - has (1) countersunk hole in one end	1	All	59
PB9M 6403148-A	Center - 44-1/4" long - ⊕1006614	1	All	59
PB9M 6403148-B	R. H. - less filler - ⊕1015658	1	All	59
B9MB 6403164-B	R. H. - includes filler 03172 and retainers 03202	1	All	59
B9MB 6403165-B	L. H. - includes filler 03173 and retainers 03202	1	All	59
52010-S8	Screw-flat hd. cross rec. -No. 6-18 x 1/2"	2	a	
52716-S8	Screw-pan hd. cr. rec. -No. 4-24 x 3/8"	2	b	
03160 SEAL (WINDSHIELD OUTSIDE TOP MOULDING RETAINER)				
BY 7303160-B		AR	57A, B, 58A, B, 64A, C, D, 73C, 79C	56
		2	57, 63	58
		4	All except 57C, 63C, 76C	59
03166 RETAINER (OUTSIDE MOULDINGS) WINDSHIELD				
B5A 6403166-A	Used on outside top moulding - ⊕BN-6403166-A (a)	6	57, 58, 64	56
BU 7003166-A	Used on the top moulding	5	70, 73, 79	56
34053-S8	Nut-hex. -No. 10-24	6	a	
34903-S8	Washer-lock-No. 10	6	a	
44713-S8	Washer-flat-No. 10	6	a	
03172-3 FILLER (WINDSHIELD OUTSIDE BELT MOULDING)				
B9MB 6403172-A	R. H. - rubber - 25-3/4" long	1	All	59
B9MB 6403173-A	L. H. - rubber - 25-3/4" long	1	All	59

GROUP AND PART NUMBER	DESCRIPTION, SIZE, ETC.	NO. REQ'D	MODEL OR ENGINE CUBIC INCH DISPLACEMENT	YEAR 19__
03176 COVER (WINDSHIELD OUTSIDE TOP MOULDING RETAINER)				
BAE 6503176-A	Rustless steel	7	65, 75	57/58
03178 RETAINER (WINDSHIELD OUTSIDE BELT MOULDING)				
BAE 6403178-A	Top moulding	4	All except 65, 75, 76	57/58
BAE 6503178-A	Top moulding	7	65, 75	57/58
PB9M 6403178-A	⊕1013997	5	All	59
03192-3 MOULDING (WINDSHIELD OUTSIDE UPPER)				
BAE 7603192-A	R. H. - rustless steel	1	76	57/58
BAE 7603193-A	L. H. - rustless steel	1	76	57/58
03198-9 WEATHERSTRIP (WINDSHIELD GARNISH MOULDING)				
B6A 7603198-A	R. H. - rubber - used without electric top locking mechanism - ⊕BJ-7603198-A	1	76	56
B6A 7603199-A	L. H. - rubber - used without electric top locking mechanism - ⊕BJ-7603199-A	1	76	56
BAE 7603198-A	R. H. - rubber 14-45/65" long	1	76	57/58
BAE 7603199-A	L. H. - rubber 14-45/64" long	1	76	57/58
PB9M 7603198-A	R. H. - ⊕1002572	1	76	59
PB9M 7603199-A	L. H. - ⊕1002573	1	76	59
03201 SPACER (WINDSHIELD OUTSIDE SIDE MOULDING)				
B9MB 6403201-A	Hard rubber - 1/4" x 3/8" x 5/8"	2	All	59
03202 RETAINER (WINDSHIELD OUTSIDE BELT SIDE MOULDING FILLER)				
B9MB 6403202-A	(12) R. H. and (12) L. H.	24	All	59
03254 CLIP (WINDSHIELD SIDE MOULDING) RETAINING				
PB9M 6403254-A	⊕1017117	8	All except 76	59
03434 PLATE (WINDSHIELD HEADER DOWEL STRIKER)				
BAE 7603434-A	Chrome finish (a)	2	76	57/58
50813-S8	Screw-pan hd. cr. rec. - 1/4"-28 x 1/2"	4	a	
03458 DOWEL (FOLDING TOP NO. 1 BOW)				
B5A 7603458-A	Used with manual locking - chrome finish -	2	76	56
BAE 7603458-A	Chrome finish - 1-5/8" long	2	76	57/58
PB9M 7603458-A	Chrome finish - ⊕1005989	2	76	59
03468-9 REINFORCEMENT (WINDSHIELD OPENING LOWER SIDE)				
BAE 6403469-B	L. H.	1	All	57
BAE 6403468-C	R. H.	1	All	57/58
BAE 6403469-C	L. H.	1	All	58
PB9M 6403468-A	R. H. - ⊕1000340	1	All	59
PB9M 6403469-A	L. H. - ⊕1000341	1	All	59
03474 PLATE (WINDSHIELD HEADER DOWEL STRIKER)				
PB9M 7603474-A	Chrome finish - ⊕1006091	2	76	59

GROUP AND PART NUMBER	DESCRIPTION, SIZE, ETC.	NO. REQD	MODEL OR ENGINE CUBIC INCH DISPLACEMENT	YEAR 19__
03542 MOULDING (WINDSHIELD HEADER) INSIDE				
BV 6403542-A	Chrome finish (a)	1	57A, 58A, 64A	56
B5A 6403542-AP	In prime - ⊕BN-6403542-AP (a)	1	57B, 58B, 64C, 64D	56
51855-S8	Screw-pan hd. cr. rec. -No. 8-32 x 3/8"	2	a	
52352-S13	Screw-oval hd. cr. rec. -No. 9-15 x 5/8"	4	a	
352231-S8	Clip-moulding	3	a	
03590-1 MOULDING (WINDSHIELD GARNISH) UPPER				
BAE 6503591-AP	L. H. - in prime - assembly includes moulding and (2) supports	1	65, 75	57/58
BAF 6503590-BP	37-1/8" long	1	65, 75	57/58
03598-9 MOULDING (WINDSHIELD GARNISH SIDE)				
BV 6403598-A	R. H. - chrome finish (b)	1	57A, 58A, 64A	56
BV 6403599-A	L. H. - chrome finish (b)	1	57A, 58A, 64A	56
B5A 6403598-CP	R. H. - in prime - ⊕BN-6403598-CP (b)	1	57B, C, D, 58B, 64C, D	56
B5A 6403599-CP	L. H. - in prime - ⊕BN-6403599-CP (b)	1	57B, C, D, 58B, 64C, D	56
B5A 7003598-CP	R. H. - in prime - ⊕BN-7003598-CP	1	70, 73, 79	56
B5A 7003599-CP	L. H. - in prime - ⊕BN-7003599-CP	1	70, 73, 79	56
B5A 7603598-A	R. H. - chrome finish - ⊕BN-7603598-A (a)	1	76B	56
B5A 7603599-A	L. H. - chrome finish - ⊕BN-7603599-A (a)	1	76B	56
BAF 5703598-AP	R. H.	1	56, 57, 63, 77	57/58
BAF 5703599-AP	L. H.	1	56, 57, 63, 77	57/58
BAE 6403598-AP	R. H. - in prime	1	58, 64	57/58
BAE 6403599-AP	L. H. - in prime	1	58, 64	57/58
BAF 6403598-AP	R. H.	1	58A, B, 64A	57/58
BAF 6403599-AP	L. H.	1	58A, B, 64A	57/58
BAF 6503598-AP	R. H.	1	65, 75	57/58
BAF 6503599-AP	L. H.	1	65, 75	57/58
BAE 7603598-AP	R. H. - in prime	1	76	57/58
BAE 7603599-AP	L. H. - in prime	1	76	57/58
BAF 7603598-BP	R. H.	1	76	57/58
BAF 7603599-BP	L. H.	1	76	57/58
PB9M 5703598-AP	R. H. - lower - ⊕1004834-000	1	56, 57, 63, 76, 77	59
PB9M 5703599-AP	L. H. - lower - ⊕1004835-000	1	56, 57, 63, 76, 77	59
PB9M 6403598-BP	R. H. - lower - ⊕1010156-000	1	58, 64	59
PB9M 6403599-BP	L. H. - lower - ⊕1010157-000	1	58, 64	59
B9MB 7603598-AP	R. H. (c)	1	76	59
B9MB 7603599-AP	L. H. (c)	1	76	59
52352-S13	Screw-oval hd. cross rec. -No. 8-15 x 5/8"	4	b	
52368-S23	Screw-oval hd. cross rec. -No. 8-15 x 7/8"	4	a	
53038-S	Screw-No. 8-15 x 3/4" oval trim hd. cr. rec. tap.	2	c	
03606-7 MOULDING (WINDSHIELD GARNISH UPPER)				
B5A 7003606-BP	In prime - ⊕BN-7003606-BP (a)	1	70, 73, 79	56
BV 7603606-A	Chrome finish - used without electric top locking mechanism (b)	1	76B	56
BAE 6403606-AP	R. H. - 23-1/4" long	1	56, 57, 58, 63, 64, 77	57/58
BAE 6403607-AP	L. H. - 23-1/4" long	1	56, 57, 58, 63, 64, 77	57/58
BAF 7603606-BP	45-13/16" long	1	76	57/58
BAF 7603606-AP	In prime	1	76	57/58
B9MB 5703606-A	R. H.	1	57C, 63C	59
B9MB 5703607-A	L. H.	1	57C, 63C	59
PB9M 7603606-AP	46-21/32" long - ⊕1006090-000	1	76	59
PB9M 6403598-AP	R. H. - 25-9/32" long - ⊕1007638-000	1	56, 57A, B, 58, 63A, B, 64, 77	59
PB9M 6403599-AP	L. H. - 25-9/32" long - ⊕1007639-000	1	56, 57A, B, 58, 63A, B, 64, 77	59
52368-S23	Screw-oval hd. cross rec. -No. 8-15 x 7/8"	AR	a	
52960-S13	Screw-oval hd. cross rec. -No. 10-32 x 1"	4	b	

GROUP AND PART NUMBER	DESCRIPTION, SIZE, ETC.	NO. REQ'D	MODEL OR ENGINE CUBIC INCH DISPLACEMENT	YEAR 19__
03622-3 MOULDING (WINDSHIELD GARNISH SIDE UPPER)				
BAE 6503622-AP	R. H. in prime	1	65, 75	57/58
BAE 6503623-AP	L. H. in prime	1	65, 75	57/58
B9MB 5703622-AP	R. H.	1	56A, 57A, B, 63A, B, 77	59
B9MB 5703623-AP	L. H.	1	56A, 57A, B, 63A, B, 77	59
B9MB 5703622-CP	R. H.	1	57C, 63C	59
B9MB 5703623-CP	L. H.	1	57C, 63C	59
B9MB 6403622-AP	R. H. - 14-1/4" long	1	58, 64	59
B9MB 6403623-AP	L. H. - 14-1/4" long	1	58, 64	59
03626-7 MOULDING (WINDSHIELD GARNISH LOWER CORNER)				
B5A 7003626-BP	In prime - @BN-7003626-BP	(a) 1	All	56
B5A 7003627-BP	In prime - @BN-7003627-BP	(a) 1	All	56
BAE 6403626-AP	R. H. - in prime	1	All	57
BAE 6403627-AP	L. H. - in prime	1	All	57
BAE 6403626-BP	R. H. - in prime	1	All	58
BAE 6403627-BP	L. H. - in prime	1	All	58
PB9M 6403626-AP	R. H. - 19-1/4" long - @1015908-000	1	All	59
PB9M 6403627-AP	L. H. - 19-1/4" long - @1015909-000	1	All	59
PB9M 6403626-BP	Center - 47" long - @1016123-000	1	All	59
52376-S13	Screw-oval hd. cross rec. -No. 8-15 x 1"	4	a	
04055 BRACE (INSTRUMENT PANEL TO STEERING COLUMN)				
B9BM 6404055-AP		1	All	59
04058 SPACER (INSTRUMENT PANEL TO STEERING COLUMN)				
B9BM 6404058-A	NS-1/16" x 2" x 2" - rubber - improvise locally	1	All	59
04114 PIN (INSIDE VISOR ANCHOR)				
BC 7604114-B	Chrome finish	2	76	56
BAB 4004114-B	Chrome finish - 9/32" O. D. x 2-1/2"	2	All except 65, 75	57/58
PB9M 7604114-A	5" long - R. H. and L. H. - @1018827	2	All	59
04124 PIN (VISOR ANCHOR)				
BAE 6504124-A	Chrome finish - extension - crank shaped	(a) 2	65, 75	57/58
72191-S8	Pin - 1/8" x 1/2"	2	a	
04131 CLIP (VISOR ARM)				
BV 7604131-A		(a) 2	76	56
BAE 6404131-C		2	All except 65, 75, 76	57/58
BAE 6504131-B		2	65, 75	57/58
BAE 7604131-C		2	76	57/58
PB9M 6404131-A	@1018228	2	All except 76	59
PB9M 7604131-A	@1018829	(b) 2	76	59
26457-S	Screw-No. 8-32 x 1/4" rd. hd.	2	b	
34802-S	Lockwasher-No. 8-spring	2	b	
51431-S13	Screw-oval hd. cross rec. -No. 8-32 x 3/8"	4	a	
04134 SPRING - COMPRESSION (CLIP-VISOR ARM) ASSIST				
PB7M 7604134-A		2	65, 75	57/58
04144-5 ARM & BRACKET (VISOR)				
BU 5804144-BP	R. H. - in prime	(b) 1	57B, 57C, 58B	56
BU 5804145-BP	L. H. - in prime	(b) 1	57B, 57C, 58B	56
BV 5804144-A	R. H. - chrome finish	(b) 1	57A, 58A	56
BV 5804145-A	L. H. - chrome finish	(b) 1	57A, 58A	56
CONTINUED ON NEXT PAGE				

GROUP AND PART NUMBER	DESCRIPTION. SIZE. ETC.	NO. REQ'D	MODEL OR ENGINE CUBIC INCH DISPLACEMENT	YEAR 19__
04144-5 ARM & BRACKET (VISOR) CONTINUED				
BJ 6404144-AP	R. H. - in prime - 5-1/4" wide - not used with A/cond.	(a)	1 64D	56
BJ 6404145-AP	L. H. - in prime - 5-1/4" wide - not used with A/cond.	(a)	1 64D	56
BN 6404144-AP	R. H. - in prime - 2-11/16" wide - used with A/cond. on model 64D	(a)	1 64C, 64D	56
BN 6404145-AP	L. H. - in prime - 2-11/16" wide - used with A/cond. on model 64D	(a)	1 64C, 64D	56
BV 6404144-A	R. H. - 2-31/32" wide	(a)	1 64A	56
BV 6404145-A	L. H. - 2-31/32" wide	(a)	1 64A	56
BN 7004144-AP	In prime		2 70, 73B	56
BV 7304144-A	Chrome finish		2 73C, 79	56
B5A 7604144-A	R. H. - chrome finish - ⊕BN-7604144-A		1 76B	56
B5A 7604145-A	L. H. - chrome finish - ⊕BN-7604145-A		1 76B	56
B5A 7604144-BP	R. H. - in prime - also used with padded visor - ⊕BN-7604144-BP		1 76	56
B5A 7604145-BP	L. H. - in prime - also used with padded visor - ⊕BN-7604145-BP		1 76	56
BAE 6504144-CP	R. H.	(c)	1 65, 75	57
BAE 6504145-CP	L. H.	(c)	1 65, 75	57
PB7M 7604144-AP	R. H. in prime - ⊕ED-BAE-7604144-AP	(d)	1 76	57
PB7M 7604145-AP	L. H. in prime - ⊕ED-BAE-7604145-AP	(d)	1 76	57
BAE 5704144-BF	R. H. in prime	(c)	1 56, 57, 63, 77	57/58
BAE 5704145-BF	L. H. in prime	(c)	1 56, 57, 63, 77	57/58
BAE 6404144-CP	R. H. in prime	(c)	1 58, 64	57/58
BAE 6404145-CP	L. H. in prime	(c)	1 58, 64	57/58
BAE 7604144-BP	R. H.	(d)	1 76	57/58
BAE 7604145-BP	L. H.	(d)	1 76	57/58
BAE 6504144-DP	R. H. - prime - used after 12-15-57	(c)	1 65, 75	58
BAE 6504145-DP	L. H. - prime - used after 12-15-57	(c)	1 65, 75	58
BAF 6504144-AP	R. H. - for jobs thru 12-15-57		1 65, 75	58
BAF 6504145-AP	L. H. - for jobs thru 12-15-57		1 65, 75	58
PB9M 5704144-B	R. H. - chrome - ⊕1018684		1 All except 76	59
PB9M 5704145-B	L. H. - chrome - ⊕1018685		1 All except 76	59
B9MB 7604144-A	R. H. - chrome		1 76	59
B9MB 7604145-A	L. H. - chrome		1 76	59
52376-S13	Screw-oval hd. cross rec. -No. 8-15 x 1"		6 a	
52382-S13	Screw-oval hd. cross rec. -No. 8-15 x 1-1/4"		6 b	
52388-S13	Screw-oval hd. cr. rec. -No. 8-15 x 1-1/2"		AR c, d	
52392-S13	Screw-oval hd. -No. 8-15 x 1-3/4"		2 c	
355003-S13	Screw-oval hd. cr. rec. -No. 8-15 x 7/8"		2 c	

04274

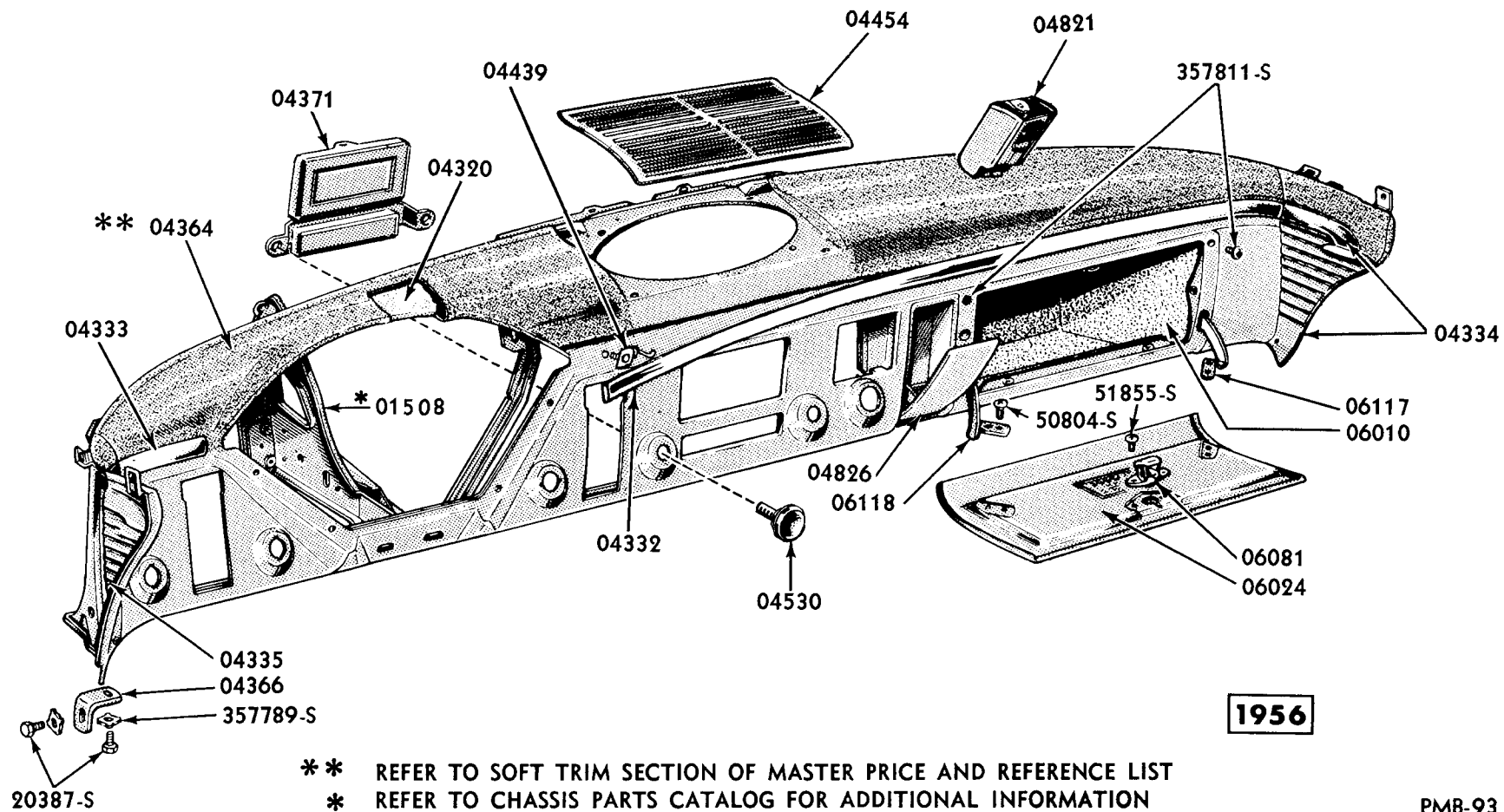
MOULDING (INSTRUMENT PANEL UPPER PAD RETAINING) CENTER

BAE 6504274-A	Rustless steel - used with padded instrument panel		1 All	57
PB9M 6504274-A	2-1/4" long - ⊕1006462		1 All	59

04296-7

MOULDING (INSTRUMENT PANEL UPPER PAD RETAINING)

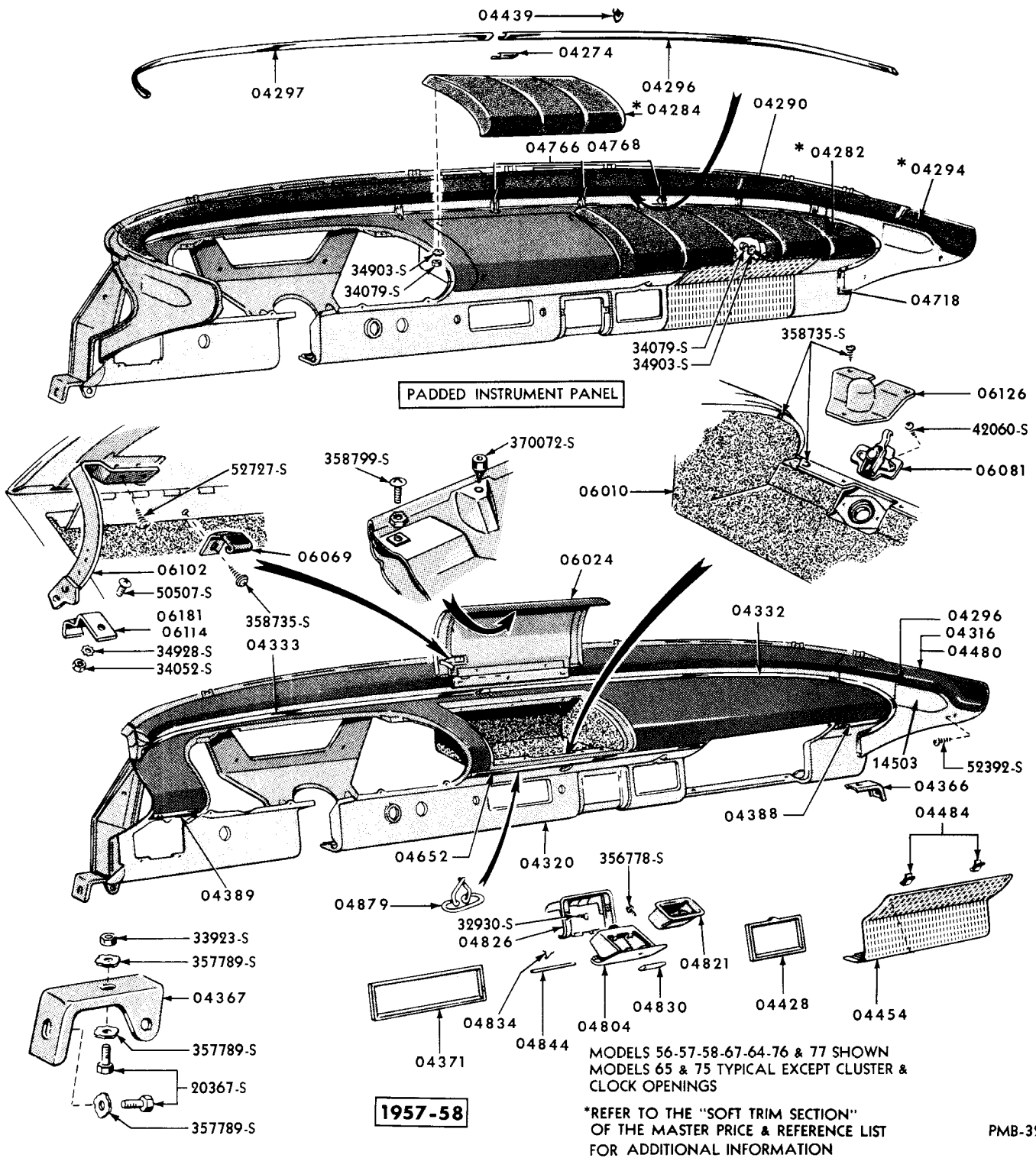
BAE 6504296-B	R. H. - rustless steel - used with padded instrument panel		1 All	57/58
BAE 6504297-C	L. H. - rustless steel - used with padded instrument panel		1 All	57/58
PB9M 6504296-A	R. H. - 13" long - ⊕1003418		1 All	59
PB9M 6504297-A	L. H. - 13" long - ⊕1003419		1 All	59



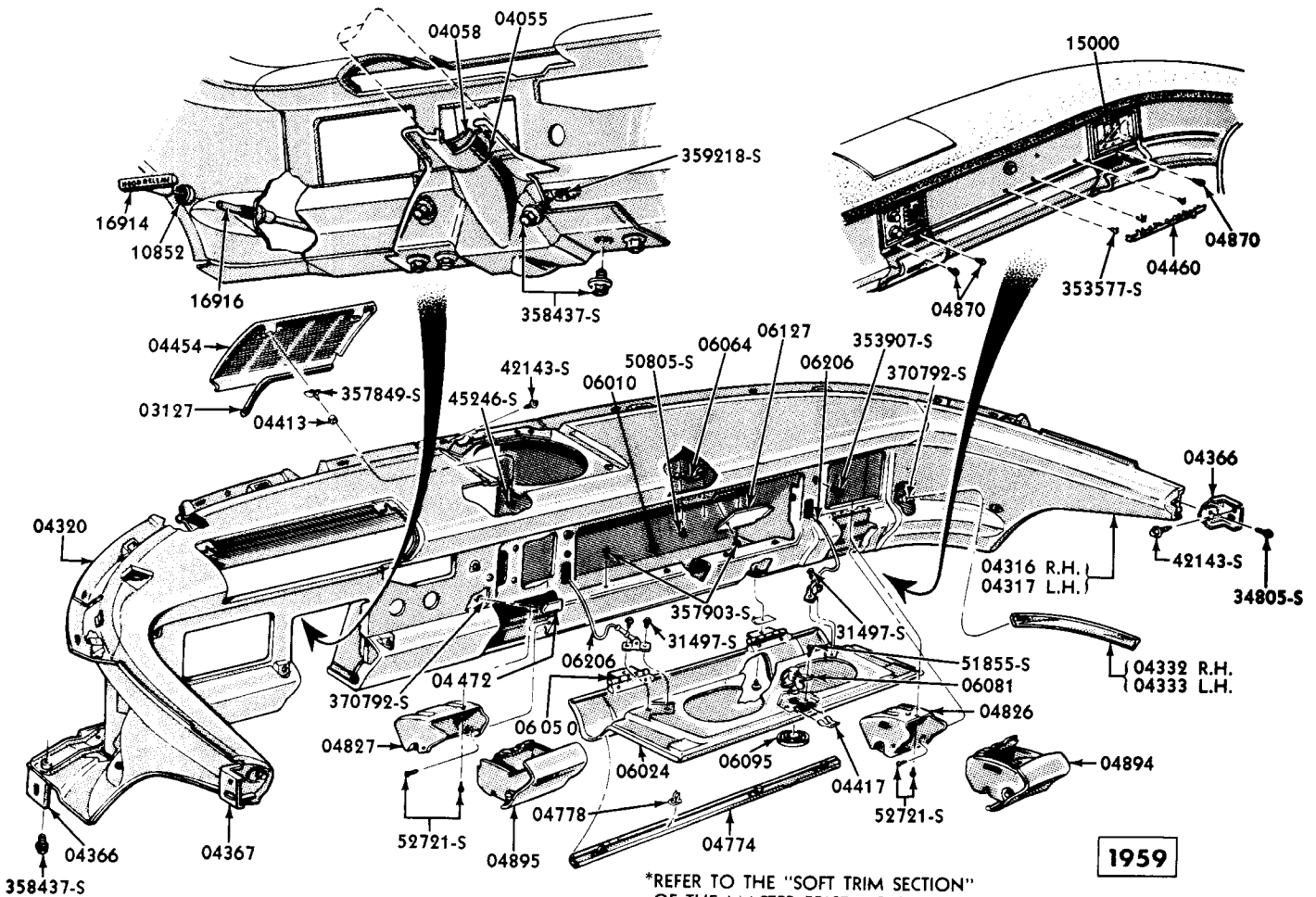
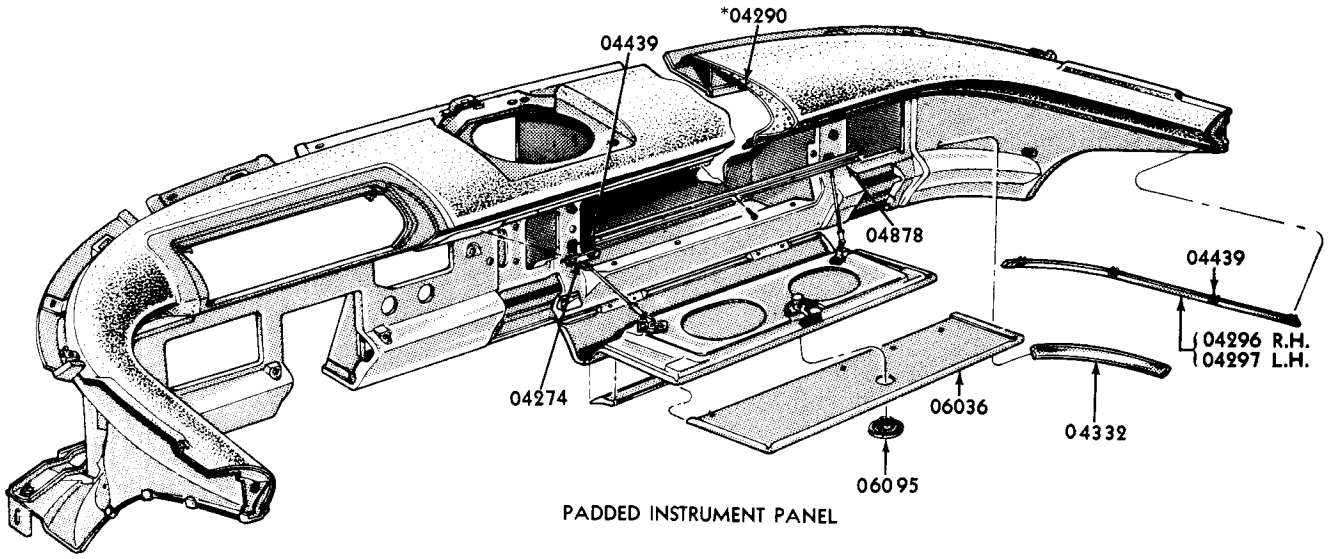
1956

PMB-93

INSTRUMENT PANEL



INSTRUMENT PANEL



INSTRUMENT PANEL

GROUP AND PART NUMBER	DESCRIPTION. SIZE. ETC.	NO. REQ'D	MODEL OR ENGINE CUBIC INCH DISPLACEMENT	YEAR 19__
04316-7 PANEL (INSTRUMENT PANEL END)				
BAE 6404316-A	R. H. - service models 65, 75 and 76B Cruiser (a) Convertible by reworking - also used to service all models equipped with power seats and windows by reworking	1	All	57/58
BAE 6404317-A	L. H. - service models 65, 75 and 76B Cruiser (a) Convertible by reworking - also used to service all models equipped with power seats and windows by reworking	1	All	57/58
PB9M 6404316-A	R.H. - @1017298	1	All	59
PB9M 6404317-A	L.H. - @1017299	1	All	59
52392-SL3	Screw oval hd. No. 8-15 x 1-3/4"	2	a	
04320 PANEL (INSTRUMENT WELDED)				
BU 7004320-BP	In prime (a)	1	All	56
BAE 6404320-D	(b)	1	All except 65, 75	57
BAE 6504320-A	(b)	1	65, 75, 76B Cruiser Conv.	57
BAF 6404320-J		1	All except 65, 75	57
		1	56A,57A,58A,C,63A,64A,B,76A,77A,C	58
BAF 6404320-K	Used with padded instrument panel	1	All except 65, 75	57
		1	All	58
BAF 6404320-L		1	All except 65, 75	57
		1	56A,57A,58A,C,63A,64A,B,76A,77A,C	58
BAF 6404320-M		1	All except 65, 75	57
		1	All	58
BAF 6404320-G		(b)	56A, 57A, 58A, 63A, 64A, 76A, 77A, C	58
B9BM 6404320-A		1	All	59
20387-S8	Bolt-hex. hd. -5/16"-24 x 1"	2	a	
33923-S7	Nut-hex. -5/16"-24	2	a	
42127-S8	Screw-hex hd. -No. 10-12 x 1/2"	7	b	
357789-S7	Washer-lock-5/16"	4	a	
04332-3 MOULDING (INSTRUMENT PANEL END)				
BV 7004332-A	R.H. - chrome finish - 33-9/32" - long	1	All	56
BV 7004333-A	L.H. - chrome finish - 3-21/32" - long	1	All	56
BAE 6404332-B	R.H. - rustless steel 36" long	1	All	57
BAE 6404333-B	L.H. - rustless steel 31" long	1	All	57
BAF 6404332-B	R.H. - end rustless steel	1	All	58
BAF 6404333-B	L.H. - end rustless steel 36" long	1	All	58
PB9M 6404332-A	R.H. - @1017290	1	All	59
PB9M 6404333-A	L.H. - @1017291	1	All	59
04334-5 PANEL (INSTRUMENT PANEL END)				
BU 7004334-AP	R.H. - with narrow grooves (a)	1	70, 73, 79	56
BU 7004335-AP	L.H. - with narrow grooves (a)	1	70, 73, 79	56
BU 7604334-AP	R.H. - with large depressions (a)	1	57, 58, 64, 76	56
BU 7604335-AP	L.H. - with large depressions (a)	1	57, 58, 64, 76	56
52018-S8	Screw-fillister hd. cross rec. -No. 10-12 x 5/8"	2	a	
352954-S13	Screw-sheet metal-No. 8	2	a	
04366-7 BRACKET (INSTRUMENT PANEL TO PILLAR)				
BAE 6404366-A	R.H. - also L.H. for 1958 models (a)	2	All	57/58
B9BM 6404366-A	R.H. and L.H.	2	All	59
PB9M 6404366-B	R.H. to cowl side - @1009686	1	All	59
PB9M 6404367-B	L.H. to cowl side - @1009687	1	All	59
20367-S8	Bolt-hex hd. -5/16"-24 x 7/8"	2	a	
33923-S7	Nut-hex hd. -5/16"-24	2	a	
357789-S7	Lockwasher-5/16"	4	a	

GROUP AND PART NUMBER	DESCRIPTION, SIZE, ETC.	NO. REQ'D	MODEL OR ENGINE CUBIC INCH DISPLACEMENT	YEAR 19__
04371 COVER (INSTRUMENT PANEL RADIO OPENING)				
FDK 7004371-C	Black	(b) 1	All	56
FEK 6404371-A		(a) 1	All	57
FEW 6404371-AA	Modified styrene black	(a) 1	All	58
FEW 6404371-AB	Modified styrene dark blue	(a) 1	All	58
FEW 6404371-AC	Modified styrene dark green	(a) 1	All	58
FEW 6404371-AD	Modified styrene medium gold	(a) 1	All	58
PB9M 6404371-A	Used when radio is not installed - @2704181	1	All	59
354474-S2	Nut-push on 1/2"	1	a	
358474-S2	Stud	1	b	
04388-9 MOULDING (INSTRUMENT PANEL LOWER) OUTER				
BAE 6404388-B	R. H. - rustless steel 4-5/32" long - not used with padded instrument panel	1	All except 65, 75	57
BAE 6404389-A	L. H. - rustless steel 3-21/32" long - not used with padded instrument panel	1	All except 65, 75	57
04396 BRACKET (CLOCK MOUNTING)				
FEK 6404396-A		1	56A, 57A, 58A, 63A, 64, 76A, 77A, C	57/58
PB9M 6404396-B	@2703899	1	All	59
04413 SPACER (RADIO GRILLE SHORT)				
PB9M 6404413-A	For standard dash - also used with padded dash having cut-out - @1016813	2	All	59
04417 RETAINER (GLOVE COMPARTMENT DOOR LOCK ESCUTCHEON)				
PB9M 6404417-A	@1009973	1	All	59
04428 COVER (INSTRUMENT PANEL CLOCK OPENING)				
FDK 7004428-C		(a) 1	57C, 70B, 73B, 76A, 79B	56
FEK 6404428-A	Styrene	(b) 1	56A, 57A, 58A, 63A, 64, 76A, 77A, C	57
FEW 6404428-AA	Modified styrene black	1	56A, 57A, 58A, 63A, 64A, 76A, 77A, C	58
FEW 6404428-AB	Modified styrene dark blue	1	56A, 57A, 58A, 63A, 64A, 76A, 77A, C	58
FEW 6404428-AC	Modified styrene dark green	1	56A, 57A, 58A, 63A, 64A, 76A, 77A, C	58
FEW 6404428-AD	Modified styrene medium gold	1	56A, 57A, 58A, 63A, 64A, 76A, 77A, C	58
B9FM 6404428-A	White - use when clock is not installed	(c) 1	All	59
45048-S	Push-on nut	2	c	
45054-S8	Nut-type I spring-1/4"	2	b	
52727-S8	Screw-pan hd. cross rec. -No. 10-12 x 1/2"	3	a	
04439 CLIP (INSTRUMENT PANEL PAD RETAINING UPPER MOULDING)				
BV 7004439-A		(a) 7	All	56
BAE 6504439-A	Used with padded instrument panel	18	All	57/58
PB9M 6404439-A	For padded dash - @1018572	10	All	59
COMB 6404561-A	For padded dash	8	All	59
34079-S7	Nut-hex. -No. 10-32	7	a	
34083-S7	Washer-lock-No. 10	7	a	
04454 GRILLE (INSTRUMENT PANEL RADIO)				
BV 7004454-AP	In prime	(a) 1	All	56
BAE 6404454-AP	In prime - also used with padded instrument panel	(b) 1	All	57/58
PB9M 6404454-AP	For standard dash - also used with padded dash having cut-out - @1003416-000	1	All	59
34052-S7	Nut-hex. -No. 8-32	2	a	
34938-S8	Washer-flat-No. 8	2	a	
52727-S8	Screw-pan hd. cr. rec. -No. 10-12 x 1/2"	2	b	
357849-S100	Clip assy. -moulding	2	a	

GROUP AND PART NUMBER	DESCRIPTION, SIZE, ETC.	NO. REQ'D	MODEL OR ENGINE CUBIC INCH DISPLACEMENT	YEAR 19_____
04456 RETAINER (INSTRUMENT PANEL RADIO OPENING COVER PLATE)				
FDK 7004456-A	Zinc die cast	2	All	56
04460 PLATE (GLOVE COMPARTMENT DOOR) NAME				
BU 7004460-A	"MERCURY"	(a) 1	57C, 64D, 70, 73B, 76A, 79B	56
BU 7304460-A	"MONTEREY"	(a) 1	57B, 58B, 64C, 73C, 79C	56
BU 7604460-A	"MONTCLAIR"	(a) 1	57A, 58A, 64A, 76B	56
PB9M 5704460-A	"MERCURY" - @1017406	1	All	59
45032-S2	Nut-spring-3/32"	3	a	
04464 PLATE (INSTRUMENT PANEL) - NAME				
BAE 7604464-A		(a) 1	76B, Special Conv.	57
45032-S	Nut-3/32"-spring	2	a	
04472 MOULDING (INSTRUMENT PANEL CENTER)				
PB9M 6404472-A	@1017351	1	All	59
04477 PLATE (INSTRUMENT PANEL HEATER CONTROL COVER MOUNTING)				
FEW 6404477-A	Plate only - steel - used when heater or air conditioner are not installed	1	All	58
04484 RETAINER (INSTRUMENT PANEL RADIO GRILLE)				
BAE 6404484-A	Clip - retaining	2	All	57/58
04492 RETAINER (INSTRUMENT PANEL RADIO GRILLE)				
B7A 7004492-A	@BV-7004492-A	2	All	56
04496 COVER (INSTRUMENT PANEL HEATER CONTROL OPENING)				
FEK 6504496-A	Cover only - use when heater or air conditioner is not installed	2	65,75,76B Cruiser Conv.	57
04507 COVER (INSTRUMENT PANEL HEATER CONTROL OPENING)				
FDK 7004507-D	L.H. - use when heater is not installed	1	All	56
04515 COVER (INSTRUMENT PANEL VENT AIR CONTROL OPENING)				
FEK 6404515-AP	In prime - also used with air conditioning	1	All except 65, 75	57
FEK 6504515-AP	In prime - also used with air conditioning	1	65, 75	57
04526-8 BRACKET (INSTRUMENT PANEL CONTROL OPENING COVER MOUNTING)				
FDK 7004526-A	R.H. - chrome finish	(a) 1	All	56
FDK 7004527-A	L.H. - chrome finish	(a) 1	All	56
FDK 7004528-A	Upper - used when fresh air heater is not installed	(a) 2	All	56
34052-S8	Nut-hex. -No. 8-32	2	a	
44710-S8	Washer-flat-No. 8	2	a	
04530 COVER (INSTRUMENT PANEL RADIO CONTROL KNOB HOLE)				
FDK 7004530-A	Plastic styrene	2	All	56
04548 SUPPORT (INSTRUMENT PANEL RADIO GRILLE)				
BV 7004548-A	NS-Steel - service in detail only	2	All	56
04618 CLIP (CIGAR LIGHTER)				
OL 7204618	NS-Clip	(a) 1	57A, 59A	56
34052-S8	Nut-hex. -No. 8-32	1	a	
34802-S7	Washer-spring lock-No. 8	1	a	
04652 MOULDING (INSTRUMENT PANEL LOWER)				
BAE 6404652-B	Center - rustless steel - 19-13/32" long - not used with padded instrument panel	1	All except 65, 75	57

GROUP AND PART NUMBER	DESCRIPTION, SIZE, ETC.	NO. REQ'D	MODEL OR ENGINE CUBIC INCH DISPLACEMENT	YEAR 19__
04683 DECAL (FUSE BLOCK INSTRUCTION)				
B9BM 6404683-A		1	All	59
04718-9 MOULDING (INSTRUMENT PANEL)				
BAF 6404718-A	R. H. - lower end stainless steel - 1-1/2"	1	All	58
BAF 6404719-A	L. H. - lower end stainless steel - 1-1/2"	1	All	58
04745 PLATE (REAR VIEW INSIDE MIRROR TO INSTRUMENT PANEL)				
BAF 7604745-A		1	76A	58
04757 SPACER (REAR VIEW INSIDE MIRROR TO INSTRUMENT PANEL)				
BAF 6504757-B	Zinc die cast	1	65, 75, 76	58
04758 RETAINER (REAR VIEW INSIDE MIRROR TO INSTRUMENT PANEL)				
BAF 6504758-B		1	65, 75, 76	58
04766 ORNAMENT (INSTRUMENT PANEL UPPER)				
BAF 5704766-A	Outer	1	57C, 63C, 75B, 76C	58
04768 ORNAMENT (INSTRUMENT PANEL UPPER)				
BAF 5704768-A	Inner	1	57C, 63C, 75B, 76C	58
04774 MOULDING (GLOVE COMPARTMENT DOOR)				
PB9M 6404774-A	21-3/4" long - @1017289	1	All	59
04778 RETAINER (GLOVE COMPARTMENT DOOR MOULDING)				
PB9M 6404778-B	@1017450	4	All	59
04804 PANEL & RETAINER (INSTRUMENT PANEL ASH RECEPTACLE BOX)				
BAE 6404804-BP	In prime	1	All	57/58
04821 BOX & SNUFFER (INSTRUMENT PANEL ASH RECEPTACLE)				
BV 7004821-A		1	All	56
BAE 6404821-B	Instrument panel	1	All	57/58
04826-7 RETAINER (INSTRUMENT PANEL ASH RECEPTACLE BOX)				
BV 7004826-AP	In prime	(a) 1	All	56
BAE 6404826-BP		(b) 1	All	57/58
PB9M 6404826-A	R. H. - @1017222	1	All	59
PB9M 6404827-A	L. H. - @1017223	1	All	59
34079-S7	Nut-hex. -No. 10-32	3	a	
34803-S7	Washer-flat-No. 10	3	a	
50508-S8	Screw-pan hd. cross rec. -No. 10-32 x 3/8"	3	a	
52734-S8	Screw pan hd. No. 8-15 x 5/8"	2	b	
04830 HANDLE (INSTRUMENT PANEL ASH RECEPTACLE)				
BAE 6404830-B	Chrome finish	(a) 1	All	57/58
356778-S8	Screw and lockwasher assy. No. 8-32 X 5/16"	1	a	
04834 SPRING (INSTRUMENT PANEL ASH RECEPTACLE RETAINER COVER)				
B7A 6404834-A	@BAE-6404834-A	1	All	57/58
04844 PIN (INSTRUMENT PANEL ASH RECEPTACLE) RETAINER PIVOT				
BAE 6404844-A	Steel wire - 5/64" dia. x 3-23/32" long	1	All	57/58

GROUP AND PART NUMBER	DESCRIPTION, SIZE, ETC.	NO. REQ'D	MODEL OR ENGINE CUBIC INCH DISPLACEMENT	YEAR 19__
04870 BUMPER (PANEL ASH RECEPTACLE)				
BAE 6404870-A	Rubber	1	All	57/58
PB9M 6404870-A	⊕1017710	3	All	59
04878 RETAINER (INSTRUMENT PANEL PAD)				
BAE 6404878-A	Clip	8	All	57/58
PB9M 6404878-AP	For padded dash - 21-7/64" long - ⊕1006216-000	1	All	59
04879 CLIP (INSTRUMENT PANEL LOWER MOULDING)				
BAE 6404879-A	Spring steel wire - not used with padded instrument panel (6) with automatic transmission (8) with manual transmission	AR	56, 57B, 58B, 63B, 76A, B, 77	57
04894-5 PANEL & BOX (INSTRUMENT PANEL ASH RECEPTACLE)				
COMB 6404894-AP	R.H.	1	All	59
COMB 6404895-AP	L.H.	1	All	59
06010 COMPARTMENT (GLOVE)				
BV 7006010-A	Cardboard	1	All	56
BAF 6406010-A	Used on models less air conditioning	1	All	57/58
BAF 6406010-B	Used on models with air conditioning	1	All	57/58
B9MB 6406010-B	Used with air conditioning and/or heater and defroster - also serviced in 19700 kit	1	All	59
PB9M 6406010-A	Not used with air conditioning or heater and defroster - ⊕1004262	1	All	59
06024 DOOR (GLOVE COMPARTMENT)				
BU 7006024-AP	In prime	(a) 1	All	56
BAF 6406024-A		(b) 1	All	57/58
PB9M 6406024-B	⊕1017295	1	All	59
34054-S8	Nut-hex-No. 12-24	1	b	
42127-S8	Screw hex hd. -No. 10-12 x 1/2"	2	b	
42607-S	Screw-hex. washer hd. -No. 10-16 x 1/2"	3	a	
52727-S8	Screw-pan hd. cross rec. -No. 10-12 x 1/2"	3	a	
353907-S	Bumper-rubber	2	a	
370072-S	Bumper - rubber	1	b	
370312-S8	Screw-truss hd. -No. 12-24 x 3/4" striker for door	1	b	
06036 PANEL (GLOVE COMPARTMENT DOOR FINISH)				
PB9M 5706036-A	⊕1018869	1	57B,C,58B,63B,C,76C,77B,D	59
06050 HINGE (GLOVE COMPARTMENT) DOOR				
COMB 6406050-B		2	All	59
06064 CATCH (GLOVE COMPARTMENT DOOR LOCK)				
B7A 7006064-A	Steel - 2-3/4" long - ⊕BV-7006064-A	(a) 1	All	56
PB9M 7006064-A	⊕1005705	1	All	59
50629-S8	Screw & washer assy. -rd. hd. cross rec. - No. 8-32 x 3/8"	2	a	
06069 SPRING (GLOVE COMPARTMENT DOOR ASSIST)				
BAF 6406069-A		1	All	57/58

GROUP AND PART NUMBER	DESCRIPTION, SIZE, ETC.	NO. REQ'D	MODEL OR ENGINE CUBIC INCH DISPLACEMENT	YEAR 19_____
06081 LOCK (GLOVE COMPARTMENT DOOR - WITH KEYS)				
BV 7006081-A		(a) 1	All	56
BAF 6406081-A		1	All	57/58
PB9M 6406081-A	⊕1012125	1	All	59
51588-S8	Screw-pan hd. cross rec. -No. 8-32 x 3/8"	2	a	
06095 ESCUTCHEON (GLOVE COMPARTMENT DOOR LOCK)				
PB9M 6406095-A	⊕1009972	1	All	59
06102 ARM (GLOVE COMPARTMENT DOOR CHECK)				
BAE 6406102-AP	In prime - assembly - includes stop - used when padded instrument panel is not installed	(a) 1	All except 57C, 63C, 65A, 75A, B, 76C	57/58
BAE 6506102-AP	In prime - assembly - includes stop - used with padded instrument panel	(a) 1	75A, B	57/58
BAF 6406102-A		(a) 1	All	58
52727-S8	Screw-pan-hd. cr. rec. -No. 10-12 x 1/2"	2	a	
06114 SPRING (GLOVE COMPARTMENT DOOR CHECK ARM)				
BAE 6406114-B		(a) 1	All	57
34938-S8	Lockwasher-No. 8	1	a	
34052-S8	Nut-hex-No. 8-32	1	a	
50507-S8	Screw-pan-hd. cr. rec. -No. 8-32 x 3/8"	1	a	
06117-8 ARM (GLOVE COMPARTMENT DOOR CHECK)				
BV 7006117-AP	R. H. - in prime	(a) 1	All	56
BV 7006118-AP	L. H. - in prime	(a) 1	All	56
34903-S8	Washer-lock-No. 10	4	a	
50508-S8	Screw-pan hd. cross rec. -No. 10-32 x 3/8"	4	a	
06126 COVER (GLOVE COMPARTMENT DOOR ACCESS)				
BAE 6406126-A		1	All	57
BAF 6406126-A		1	All	58
06127 PLATE (GLOVE COMPARTMENT FUSE ACCESS OPENING COVER)				
PB9M 6406127-A	⊕1015944	1	All	59
06181 SPRING (GLOVE COMPARTMENT DOOR CHECK ARM)				
BAF 6406181-A		(a) 1	All	58
34052-S8	Nut-hex-No. 8-32	1	a	
34938-S8	Lockwasher-No. 8	1	a	
50507-S8	Screw-pan-hd. cr. rec. -No. 8-32 x 3/8"	1	a	
06206 CABLE (GLOVE COMPARTMENT DOOR CHECK)				
COMB 6406206-A	6-7/8" long - not used with air conditioning	2	All	59
COMB 6406206-B	4-15/16" long - used with air conditioning	2	All	59
06711 BRACKET (FRONT FENDER TO DASH)				
	See basic part number 16144-5			

GROUP AND PART NUMBER	DESCRIPTION, SIZE, ETC.	NO. REQ'D	MODEL OR ENGINE CUBIC INCH DISPLACEMENT	YEAR 19__
10128-31	PANEL (BODY ROCKER)			
B6A 5710128-C	R. H. - ⊕BJ-5710128-C	1	57	56
B6A 5710129-C	L. H. - ⊕BJ-5710129-C	1	57	56
B6A 6010128-A	R. H. - ⊕BN-6010130-A	1	64, 76	56
B6A 6010129-A	L. H. - ⊕BN-6010131-A	1	64, 76	56
B5A 7010128-B	R. H. - snap on	1	60, 64, 70, 76	56
B5A 7010129-B	L. H. - snap on	1	60, 64, 70, 76	56
B6A 7010128-A	R. H. - ⊕BJ-7010128-A	1	70	56
B6A 7010129-A	L. H. - ⊕BJ-7010129-A	1	70	56
B5A 7310128-B	R. H. - snap on	1	58, 73, 79	56
B5A 7310129-B	L. H. - snap on	1	58, 73, 79	56
B6A 7310128-A	R. H. - ⊕BJ-7310128-A	1	58, 73, 79	56
B6A 7310129-A	L. H. - ⊕BU-7310129-A	1	58, 73, 79	56
BAE 7510130-A	R. H.	(a) 1	75	57
BAE 5810130-A	R. H.	(a) 1	57, 58, 75, 77	57/58
BAE 5810131-A	L. H.	(a) 1	57, 58, 75, 77	57/58
B7MB 5810130-A	R. H. - repair	1	57, 58, 75, 77	57/58
B7MB 5810131-A	L. H. - repair	1	57, 58, 75, 77	57/58
BAE 6410130-A	R. H.	(a) 1	56, 63, 64, 65, 76	57/58
BAE 6410131-A	L. H.	(a) 1	56, 63, 64, 65, 76	57/58
B7MB 6410130-A	R. H. - repair	1	56, 63, 64, 65, 76	57/58
B7MB 6410131-A	L. H. - repair	1	56, 63, 64, 65, 76	57/58
B7MB 6410130-B	R. H. - repair extended	1	56, 63, 64, 65, 76	57/58
B7MB 6410131-B	L. H. - repair extended	1	56, 63, 64, 65, 76	57/58
B9MB 5710130-A	R. H. - repair	1	57, 58, 77	59
B9MB 5710131-A	L. H. - repair	1	57, 58, 77	59
B9MB 6410130-A	R. H. - repair	1	56, 63, 64, 76	59
B9MB 6410131-A	L. H. - repair	1	56, 63, 64, 76	59
B9MB 6410130-B	R. H. - extended repair	1	56, 63, 64, 76	59
B9MB 6410131-B	L. H. - extended repair	1	56, 63, 64, 76	59
COMB 5810128-D	R. H.	1	57, 58, 77	59
COMB 5810129-D	L. H.	1	57, 58, 77	59
COMB 6410130-A	R. H.	1	56, 63, 64, 76	59
COMB 6410131-A	L. H.	1	56, 63, 64, 76	59
357586-S	Bumper-rubber	2	a	

10146	KIT (BODY ROCKER PANEL MOULDING) ACCESSORY			
BAE 6410146-A	Consists of the following -	1	All	57
	(1) BAE-6410172-3-A R. H. and L. H. - moulding - body rocker panel upper	1	All except 57C, 63C, 76C	58
	(1) BAE-6410180-1 R. H. and L. H. - extension - body rocker panel upper			
	(18) B5A-7020918-A retainer - ⊕BN-7020918-A			
	(18) BAE-6410184-A retainer - rocker panel upper moulding			

10172-3	MOULDING (BODY ROCKER PANEL) UPPER			
BAE 6410172-A	R. H. - 73-43/64" long - rustless steel	1	All	57
		1	All except 57C, 63C, 76C	58
BAE 6410173-A	L. H. - 73-43/64" long - rustless steel	1	All	57
		1	All except 57C, 63C, 76C	58
BAF 5710172-A	R. H. - rustless steel	1	57C, 63C, 76C	58
BAF 5710173-A	L. H. - rustless steel	1	57C, 63C, 76C	58

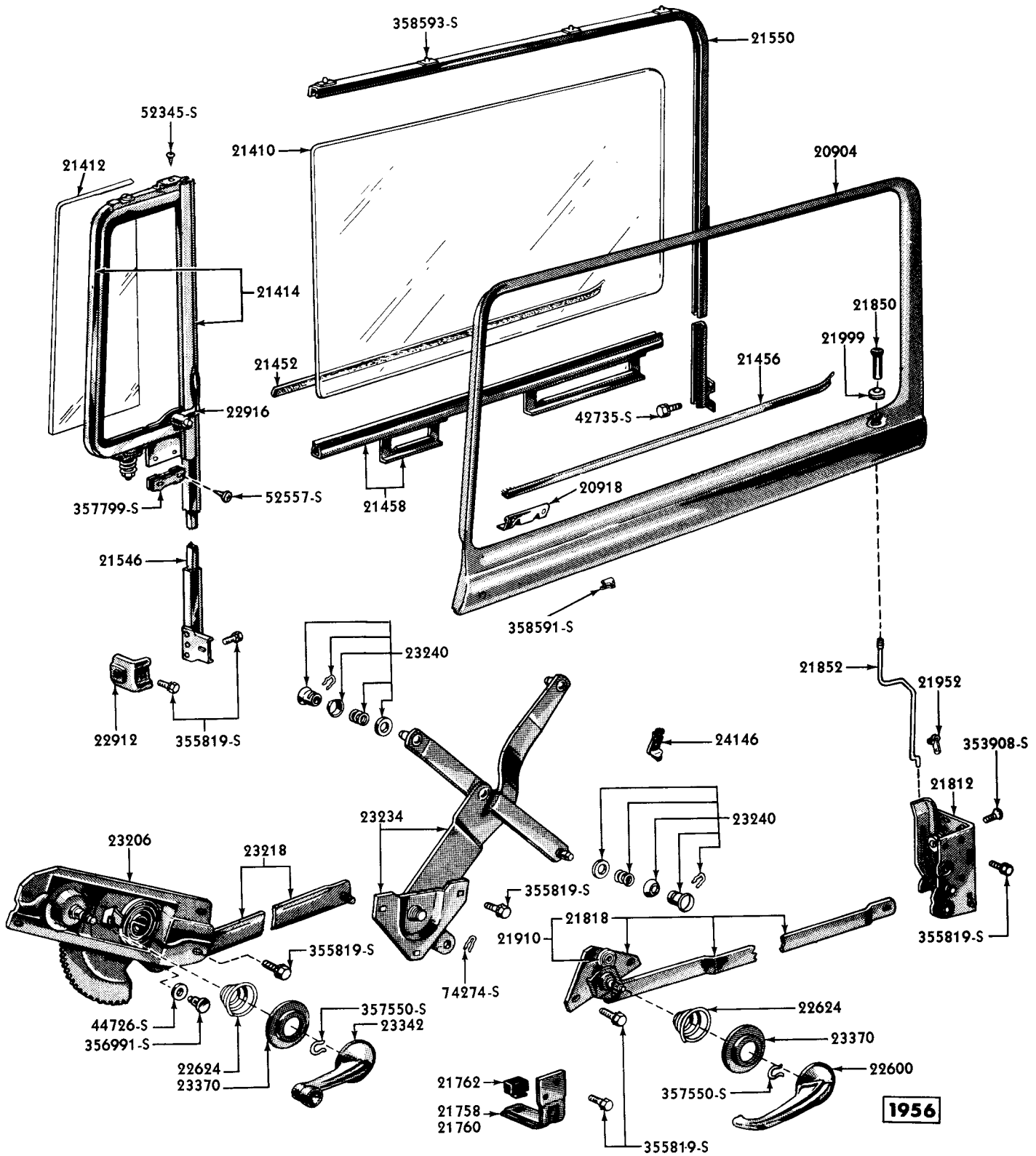
GROUP AND PART NUMBER	DESCRIPTION, SIZE, ETC.	NO. REQ'D	MODEL OR ENGINE CUBIC INCH DISPLACEMENT	YEAR 19_____
10176-7 MOULDING (BODY ROCKER PANEL CURB BUFFER)				
BV 7010176-A	R.H. - rustless steel - 83-13/16" long	1	All except 76A, 79	56
BV 7010177-A	L.H. - rustless steel - 83-13/16" long	1	All except 76A, 79	56
BV 7910176-A	Rustless steel - 83-7/16" long	2	79	56
BAE 6310176-A	R.H. - lower - rustless steel - approx. 66-3/4" long - also serviced in 10206 kit	1	All	57
		1	All except 57C, 63C, 75B, 76C	58
BAE 6310177-A	L.H. - lower - rustless steel - approx. 66-3/4" long - also serviced in 10206 kit	1	All	57
		1	All except 57C, 63C, 75B, 76C	58
BAF 7510176-A	R.H.	1	57C, 63C, 76C	58
BAF 7510177-A	L.H.	1	57C, 63C, 76C	58
PB9M 5710176-A	R.H. - 71-1/8" long - rustless steel - @1016308(a)	1	All	59
PB9M 5710177-A	L.H. - 71-1/8" long - rustless steel - @1016309(a)	1	All	59
59MK 350006-B	Kit - moulding clip	AR	a	
10180-1 EXTENSION (BODY ROCKER PANEL UPPER MOULDING)				
BAE 6410180-A	R.H. - rustless steel - 6-11/32" long	1	All	57/58
BAE 6410181-A	L.H. - rustless steel - 6-11/32" long	1	All	57/58
PB9M 5710180-A	R.H. - 16-3/8" long - rustless steel - @1016310(a)	1	All	59
PB9M 5710181-A	L.H. - 16-3/8" long - rustless steel - @1016311(a)	1	All	59
59MK 350006-B	Kit - moulding clip	AR	a	
B9BM 5810184-A	Retainer	2	a	
10182 RETAINER (BODY ROCKER PANEL CURB BUFFER MOULDING)				
BAE 5810182-A		AR	All	57/59
	To attach rocker panel mouldings	36	All except 65A, 75A	57
		72	65A, 75A	57
	Used in kit - quarter wheel opening cover	38	All except 65A, 75A	57
		2	65A, 75A	57
	To attach rocker panel mouldings	18	All	58
	To attach front fender mouldings	8	All	58
	Used in kit-body rocker panel and wheel opening	22	56, 57A, B, 63A, B, 64, 76A, B, 77	58
		34	57C, 63C, 76C	58
		8	65A, 75A, B	58
10184 RETAINER (BODY ROCKER PANEL UPPER MOULDING)				
BAE 6410184-A		18	All	57/58
PB9M 5610184-A	To attach rocker panel moulding extension - @1013353	2	All	59
B9BM 5810184-A	To attach rocker panel moulding - serviced in 350006 kit	14	All	59
10198 RETAINER (BODY ROCKER PANEL CURB BUFFER MOULDING)				
BV 7010198-A		14	All except 76A	56
BAF 5710198-A		2	57C, 63C, 76C	58
10206 KIT-MOULDING (BODY ROCKER PANEL, FRONT FENDER & REAR WHEEL OPENING) ACCESSORY				
59MK 5610206-A	Kit body rocker panel - @1006028	1	56A, 57A, 58A, 63A, 64A, 76A, 77A	59
	Consists of the following -			
	(1) PB9M-5710176-A moulding			
	(1) PB9M-5710177-A moulding			
	(1) PB9M-5710180-A moulding			
	(1) PB9M-5710181-A moulding			
	(2) PB9M-5610184-A retainer			
	(14) B9BM-5810184-A retainer			
	(2) 354397-S100 nut			
	CONTINUED ON NEXT PAGE			

GROUP AND PART NUMBER	DESCRIPTION, SIZE, ETC.	NO. REQ'D	MODEL OR ENGINE CUBIC INCH DISPLACEMENT	YEAR 19____
10206	KIT-MOULDING (BODY ROCKER PANEL, FRONT FENDER & REAR WHEEL OPENING)ACCESSORY CONTINUED			
PB9M 5710206-A	Kit - front fender and rear wheel opening - Consists of the following - @1018883 (1) PB9M-16038-B moulding (1) PB9M-16039-B moulding (1) PB9M-5729164-A moulding (1) PB9M-5729165-A moulding (14) 372010-S screw	1	56A,57A,58A,63A,64A,76A,77A	59
10796-7	EXTENSION (REAR FLOOR CROSS SILL TO INNER QUARTER PANEL)			
BAE 5610796-A	R. H.	1	56, 77	57/58
BAE 5610797-A	L. H.	1	56, 77	57/58
PB9M 5610796-A	R. H. - @1004052	1	56A,77	59
PB9M 5610797-A	L. H. - @1004053	1	56A,77	59
10823	PANEL (REAR FLOOR CROSS MEMBER)			
B9MB 5610823-A	Use on cars built after 12-1-58	1	56A,77	59
PB9M 5610823-A	Use on cars built prior to 12-1-58 - @1006801	1	56A,77	59
11112	INSULATOR (FRONT FLOOR)			
BAF 6411112-A	50" x 71-7/16" long - used with A/cond.	1	All	57/58
11132-3	DEFLECTOR (FRONT FLOOR PAN SIDE) SOUND			
BAF 5711132-A	R. H.	1	57C, 63C, 76C	58
BAF 5711133-A	L. H.	1	57C, 63C, 76C	58
11135	PAN (FRONT FLOOR)			
B6A 7611135-B	Refer to Technical Service Letter No. 335 (a) when used on models 64, 70 - @BN-7611135-B	1	All except 57, 79	56
BAE 5811135-B		1	57, 58, 75, 77	57
BAE 6411135-B		1	56, 63, 64, 65,	57
BAE 7611135-C		1	76	57/58
BAE 5811135-C		1	57, 58, 75, 77	58
BAE 6411135-C		1	56, 63, 64, 65	58
COMB 6411135-A		1	All except 76	59
COMB 7611135-A		1	76	59
352285-S	Plug-rubber-1-1/2" dia.	4	a	
11215	PAN (REAR FLOOR)			
BU 7011215-A	Also used with A/cond. (a)	1	All except 79	56
B5A 7911215-B	@BN-7911215-B (a)	1	79	56
BAE 6411215-A	(a)	1	All except 56, 77	57
BAF 5611215-A	(a)	1	56, 77	57/58
BAF 6411215-C	(a)	1	57A, B, 58, 63A, B, 64, 65, 75A, 76A, B	57/58
BAF 5711215-B	(a)	1	57C, 63C, 76C	58
PB9M 5611215-A	@1005178	1	56A,77	59
B9MB 5711215-A		1	57C,63C,76C	59
B9MB 6411215-A		1	57A,B,58,63A,B,64,76A	59
352285-S	Plug-rubber-1-1/2" dia.	1	a	
352291-S	Plug-rubber-1-1/16" dia.	2	a	
11222	FILLER (REAR FLOOR TO LOWER BACK PANEL)			
	See basic group number 40302			
11228-9	FILLER (REAR FLOOR TO QUARTER PANEL)			
BAF 6411228-A	R. H. - filler only	1	All except 56, 77	57/58
BAF 6411229-A	L. H. - filler only	1	All except 56, 77	57/58

GROUP AND PART NUMBER	DESCRIPTION, SIZE, ETC.	NO. REQ'D	MODEL OR ENGINE CUBIC INCH DISPLACEMENT	YEAR 19_____
11235 BUTTON (AUXILIARY FLOOR NO. 7 BODY BOLT HOLE PLUG)				
BAE 5611235-AP	Steel - in prime	2	56,77A	57/58
11239 EXTENSION (REAR FLOOR PAN TO QUARTER PANEL)				
BV 7011239-A	L.H.	(a) 1	All except 79	56
BAE 6411239-A	L.H.	(a) 1	All except 56, 77	57
		(a) 1	All except 56, 57C, 63C, 75B, 76C, 77	58
BAF 5711239-A	L.H.	(a) 1	57C, 63C, 76C	58
PB9M 5711239-A	L.H. - \emptyset 1004588	1	57A, B, 58A, B, 63A, B, 64, 76A	59
PB9M 6311239-A	L.H. - \emptyset 1004589	1	57C, 63C, 76C	59
352291-S	Plug-rubber-3/4" dia.	2	a	
11250 EXTENSION (REAR FLOOR PAN TO QUARTER PANEL)				
BV 7011250-A	R.H.	(a) 1	All except 79	56
BAE 6411250-A	R.H. - extension only - less weld on bolt	(a) 1	All except 56, 77	57
		(a) 1	All except 56, 57C, 63C, 75B, 76C, 77	58
PB9M 5711250-A	R.H. - \emptyset 1000396	1	57A, B, 58A, B, 63A, B, 64A, 76A	59
PB9M 6311250-A	R.H. - \emptyset 1001006	1	57C, 63C, 76C	59
352291-S	Plug-button-rubber-for 3/4" dia. hole	2	a	
11290 COVER (FUEL GAGE ACCESS HOLE)				
B5A 7011290-A	\emptyset BN-7011290-A	(a) 1	All	56
		(a) 1	56, 77	57/58
BAE 6411290-A	Steel - 8-1/2" dia.	(a) 1	All except 56, 77	57/58
		1	All	59
32917-S8	Screw-pan hd. -No. 10-12 x 3/8"	AR	a	
11310 HOUSING (FUEL TANK FILLER PIPE)				
BV 7011310-C		1	All except 79	56
BAE 6411310-A		1	All except 56, 77	57/58
B9MB 6411310-A	Inner	1	All except 56, 77	59
11323 PANEL (REAR FLOOR REAR SILL)				
B5A 5911323-A	\emptyset BN-5911323-A	1	79	56
BAE 5611323-C		1	56, 77	57/58
PB9M 5611323-A	\emptyset 1002522	1	56, 77	59
11353 REINFORCEMENT (REAR FLOOR NO. 9 BODY BOLT HOLE)				
BAE 6411353-A		2	All except 56, 77	57/58
B9MB 6411353-A	R.H.	1	All except 56, 77	59
B9MB 6411357-A	L.H.	1	All except 56, 77	59
11366-7 COVER (BODY BOLT ACCESS HOLE)				
BAE 5611366-AP	In prime - body bolt No. 8	2	56, 77	57/58
BAE 5611367-AP	In prime - body bolt No. 7	2	77B, C, D	57/58
11373 ABSORBER (AUXILIARY FLOOR HEAT)				
BAF 7711373-A	30" x 65-15/32" long - used with A/cond.	1	77	57/58
11456 BRACKET (FLOOR PAN TO REAR SEAT BACK STRAINER)				
BY 7611456-A		2	57, 63, 76	59
11500 SUPPORT (AUXILIARY FLOOR SIDE)				
PB9M 5611500-A	Steel - 7" long - (1) for R.H. and (1) for L.H. - \emptyset 1015984-000	2	56, 77	59

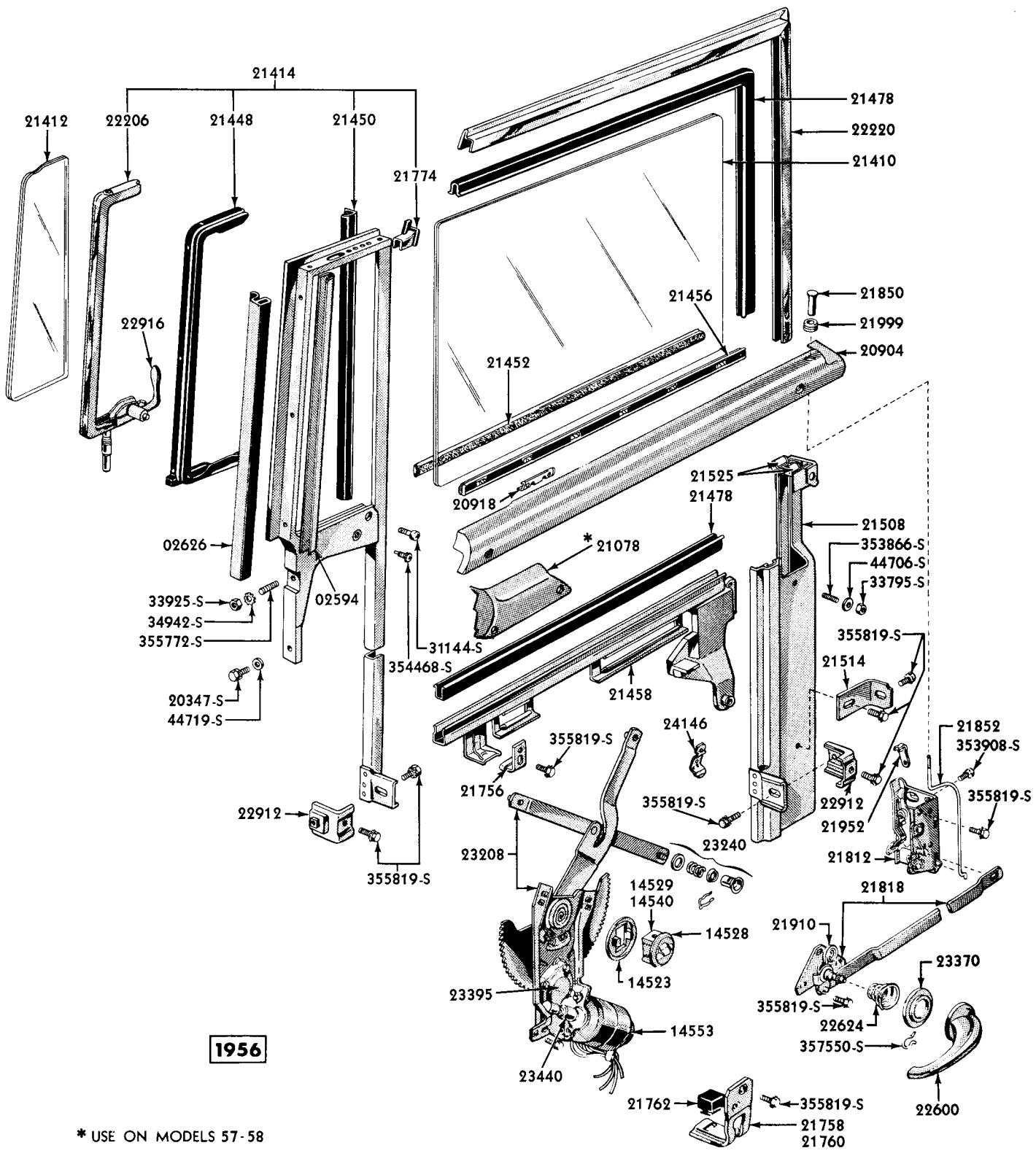
GROUP AND PART NUMBER	DESCRIPTION, SIZE, ETC.	NO. REQ'D	MODEL OR ENGINE CUBIC INCH DISPLACEMENT	YEAR 19____
11520 SPACER (BODY TO FRAME)				
PB9M 5711520-A	Rubber - @1003016	2	57,77	59
B9BM 6411520-A	Rubber - (1) for R.H. and (1) for L.H. - No. 3 and 5 floor pan to frame	2	All	59
B7A 7011520-A	Steel - No. 3,4,5,6,7,8 - @BAC-7011520-B	AR	All	59
11564 PANEL (AUXILIARY FLOOR) LESS COVER				
BAE 5611564-AP	Steel - in prime	1	56,77A	57/58
PB9M 5611564-AP	6 Passenger - @1006144-000	1	56,77	59
11574-5 BUTTON (FLOOR PAN NO.8 BODY BOLT HOLE PLUG)				
PB9M 5711574-A	R.H. - in prime - 1-1/2" dia. - @1011978-000	1	56,77	59
PB9M 5711575-A	L.H. - in prime - 1-7/8" dia. - @1011979-000	3	56,77	59
11593 PLATE (AUXILIARY FLOOR HOLD DOWN CATCH)				
BAF 7711593-AP	Used with 9 passenger split seat	2	77B, D	58
11654 ABSORBER (ROOF PANEL REAR SOUND)				
B9MB 6311654-A	34-3/8" x 73-9/16" - fiber glass - cut to fit roof panel - package tray or floor pan for sound deadening or A/cond.	AR	All	57/59
11654 ABSORBER (REAR FLOOR PAN HEAT)				
BAF 5811654-A	41-1/2" x 79-1/8" long - used with A/cond.	1	57, 58, 75, 77	57/58
BAF 6411654-A	41-1/2" x 79-1/8" long - used with A/cond.	1	56, 63, 64, 65, 76	57/58
11663 LOCK (REAR FLOOR WELL STOWAGE COVER)				
B9MB 5611663-B	With keys	1	56,77	59
11676 PLATE (STOWAGE WELL FLOOR PANEL LOCK COVER)				
B9MB 5611676-AP		1	56,77	59
11680 COVER (STOWAGE WELL FLOOR PANEL LOCK KEY HOLE)				
B9MB 5611680-AP		1	56,77	59
11686 PLATE (STOWAGE WELL FLOOR COVER LATCH STRIKER)				
B9MB 5611686-A		1	56,77	59
11738-9 SUPPORT (AUXILIARY FLOOR AT WHEELHOUSE SIDE)				
BAE 5611738-A	R.H. - steel	1	56,77	57/58
BAE 5611739-A	L.H. - steel	1	56,77	57/58
11826 MOULDING (REAR FLOOR CENTER COVER)				
BAF 7711826-AP	Steel - in prime - approx. length 35-19/32"	1	77B, D	58

GROUP AND PART NUMBER	DESCRIPTION, SIZE, ETC.	NO. REQ'D	MODEL OR ENGINE CUBIC INCH DISPLACEMENT	YEAR 19__
12128-9 COVER (TRANSMISSION BAND ADJUSTMENT ACCESS HOLE)				
B5A 7012128-A	Oval type with a rubber insulator - ⊕BN-7012128-A	1	All	56
BAE 6412129-A	Plastic - oval type	1	All	57/58
PB9M 5612129-A	Plastic - ⊕1003435	1	All	59
13208-9 SCUFF PLATE (FRONT DOOR)				
BU 5713208-A	R.H. - aluminum - 33-21/64" long	(a) 1	57	56
BU 5713209-A	L.H. - aluminum - 33-21/64" long	(a) 1	57	56
BV 7013208-A	R.H. - aluminum - 42-1/2" long	(a) 1	64, 70, 76	56
BV 7013209-A	L.H. - aluminum - 42-1/2" long	(a) 1	64, 70, 76	56
BV 7313208-A	R.H. - aluminum - 35-9/16" long	(a) 1	58, 73, 79	56
BV 7313209-A	L.H. - aluminum - 35-9/16" long	(a) 1	58, 73, 79	56
BAE 5813208-B	R.H. - aluminum - 34-21/32" long	(b) 1	57, 58, 75, 77	57/58
BAE 5813209-B	L.H. - aluminum - 34-21/32" long	(b) 1	57, 58, 75, 77	57/58
BAE 6413208-B	R.H. - aluminum - 44-13/16" long	(b) 1	56, 63, 64, 65, 76	57/58
BAE 6413209-B	L.H. - aluminum - 44-13/16" long	(b) 1	56, 63, 64, 65, 76	57/58
BAF 6413208-A	R.H. - aluminum - 44-23/32" long	(b) 1	56, 63, 64, 65, 76	58
BAF 6413209-A	L.H. - aluminum - 44-23/32" long	1	56, 63, 64, 65, 76	58
PB9M 5613208-A	R.H. - aluminum - 46-7/16" long - ⊕1001518	1	56, 63, 64, 76	59
PB9M 5613209-A	L.H. - aluminum - 46-7/16" long - ⊕1001519	1	56, 63, 64, 76	59
PB9M 5713208-A	R.H. - aluminum - 36-7/8" long - ⊕1001520	1	57, 58, 77	59
PB9M 5713209-A	L.H. - aluminum - 36-7/8" long - ⊕1001521	1	57, 58, 77	59
52360-S13	Screw-oval hd. cr. rec. -No. 8-15 x 3/4"	AR	b	
52725-S8	Screw-pan hd. cross rec. -No. 6-18 x 1/2"	AR	a	
13210-1 STRIP (REAR FLOOR FINISH) AT WHEELHOUSE				
B5A 5913211-BP	L.H. - in prime - 21-3/32" long - side - ⊕BN-5913211-BP	1	79	56
BAE 5613210-BP	R.H. - in prime	(a) 1	56, 77	57/58
BAE 5613211-BP	L.H. - in prime	(a) 1	56, 77	57/58
PB9M 5613210-AP	R.H. - in prime - ⊕1016438-000	1	56, 77	59
PB9M 5613211-AP	L.H. - in prime - ⊕1016439-000	1	56, 77	59
52724-S8	Screw-cr. rec. pan hd. -No. 6-18 x 1/2"	14	a	
13228-9 SCUFF PLATE (REAR DOOR)				
BU 5713228-A	R.H. - aluminum - 24-27/32" long	(a) 1	57	56
BU 5713229-A	L.H. - aluminum - 24-27/32" long	(a) 1	57	56
BV 7313228-A	R.H. - aluminum - 25-7/8" long	(a) 1	58, 73, 79	56
BV 7313229-A	L.H. - aluminum - 25-7/8" long	(a) 1	58, 73, 79	56
BAE 5813228-B	R.H. - aluminum - 26-1/32" long	1	57, 58, 75, 77	57/58
BAE 5813229-B	L.H. - aluminum - 26-1/32" long	1	57, 58, 75, 77	57/58
PB9M 5713228-A	R.H. - aluminum - 23-1/32" long - ⊕1001524	1	57, 58, 77	59
PB9M 5713229-A	L.H. - aluminum - 23-1/32" long - ⊕1001525	1	57, 58, 77	59
52725-S8	Screw-pan hd. cross rec. -No. 6-18 x 1/2"	AR	a	

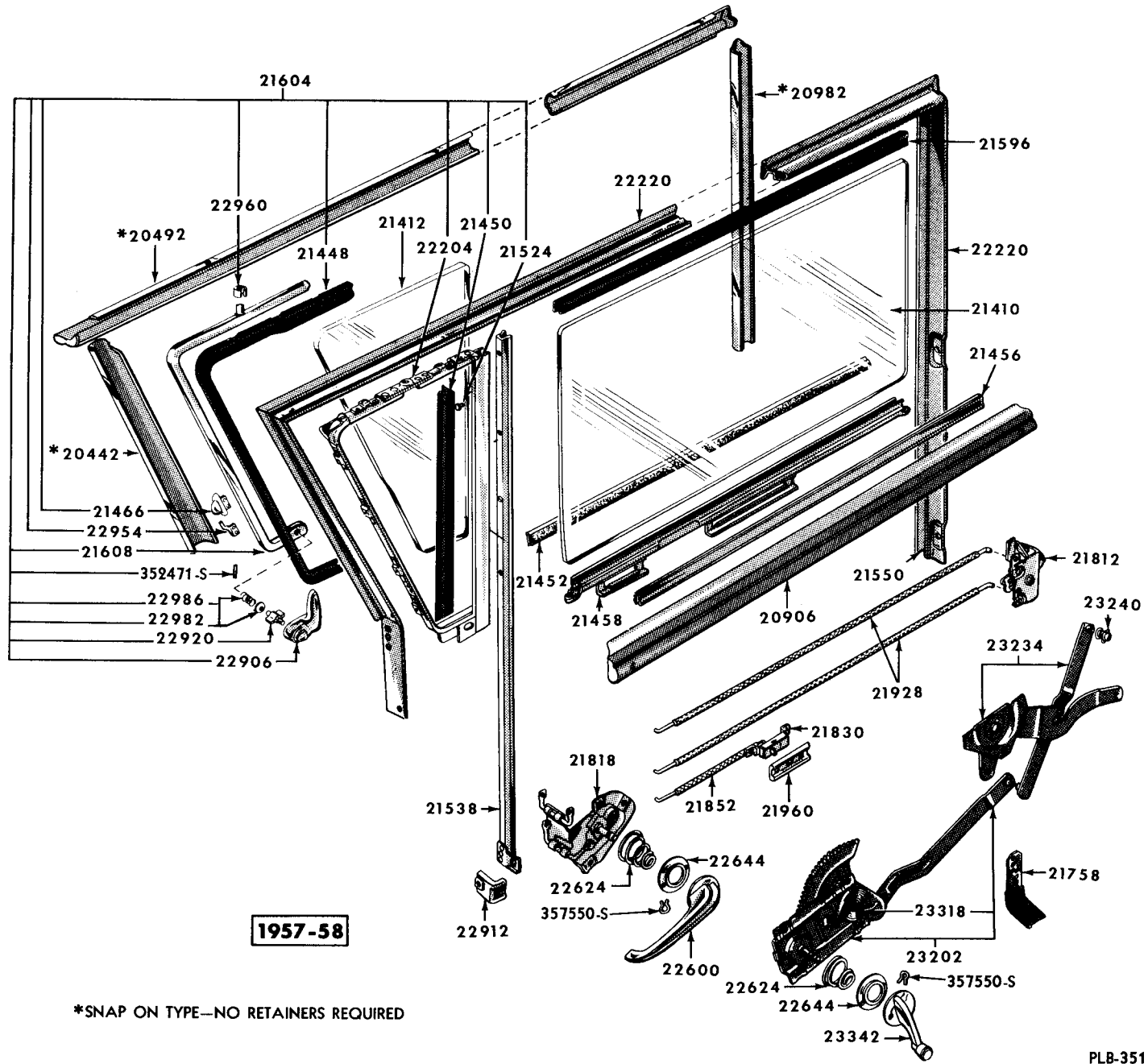


PMB-94

FRONT DOOR PARTS MANUAL CONTROLLED



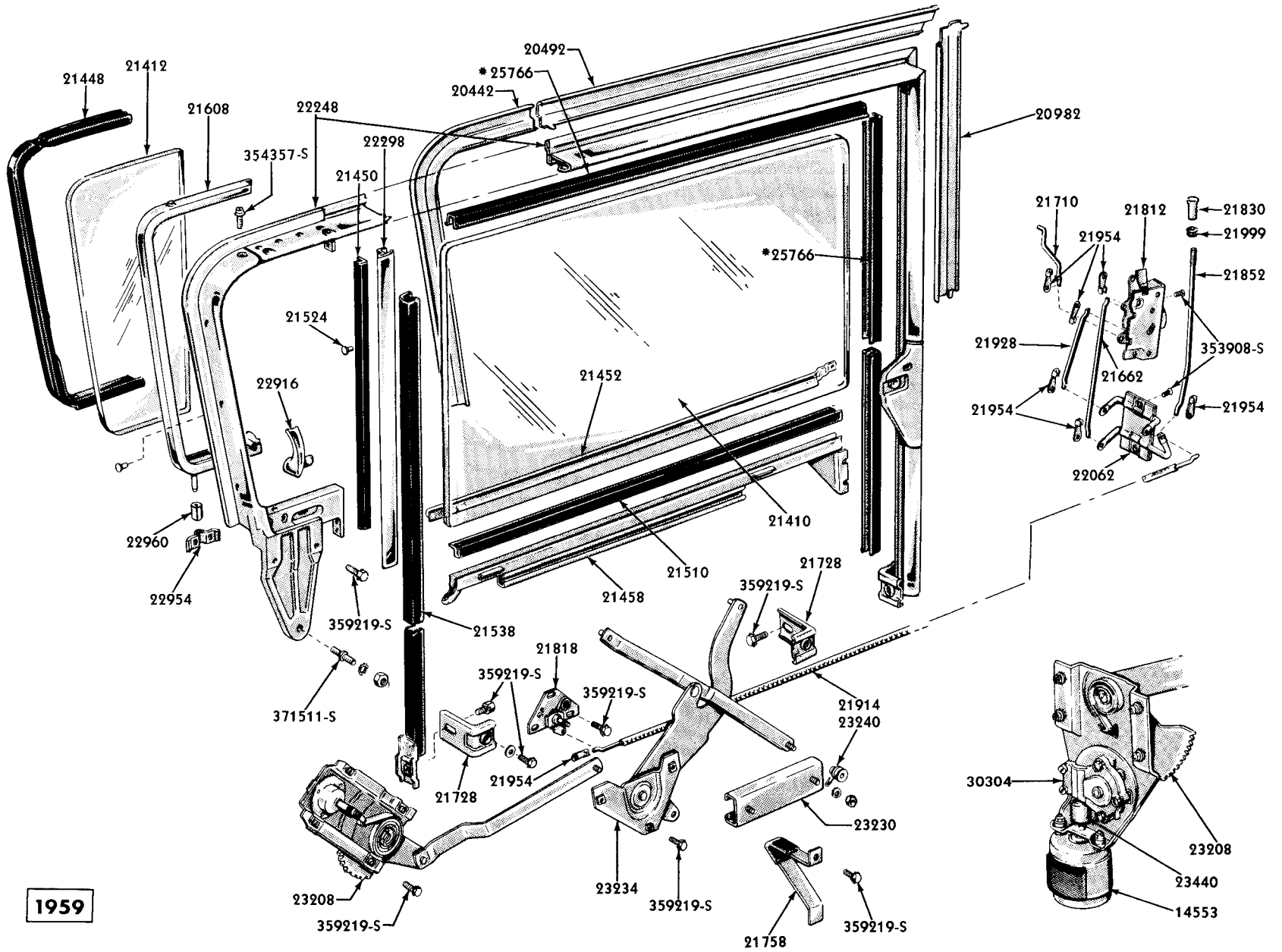
FRONT DOOR PARTS ELECTRICAL CONTROLLED



1957-58

*SNAP ON TYPE--NO RETAINERS REQUIRED

FRONT DOOR WINDOW - EXCEPT MODEL 57

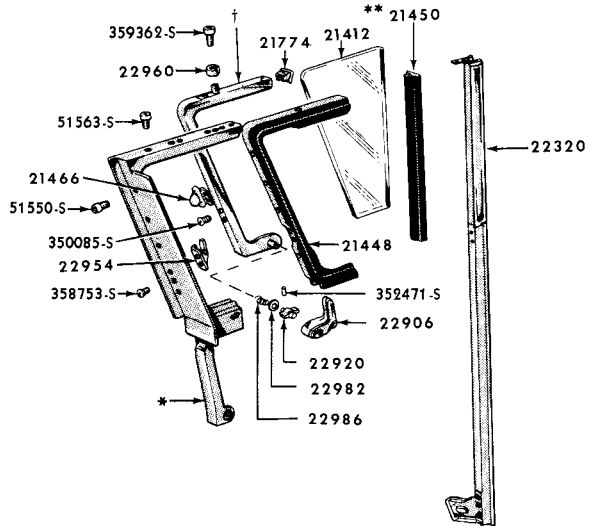


1959

* CUT TO LENGTH

PMB-470

FRONT DOOR WINDOW MODEL 64

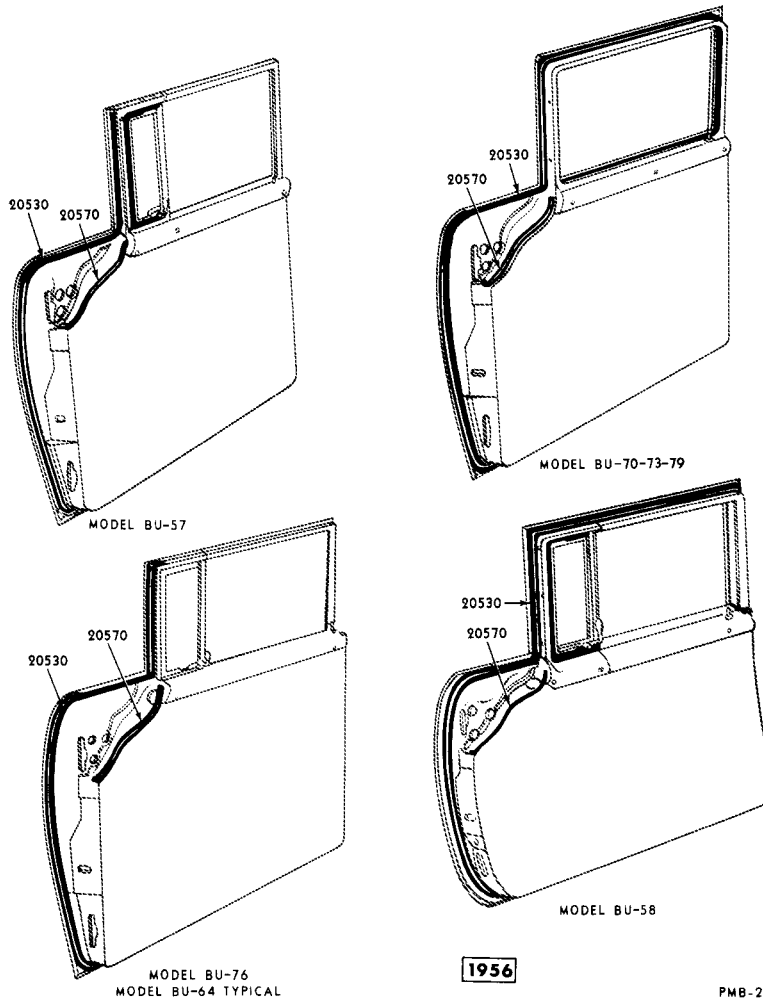


†SERVICED IN ASS'Y. GROUP 21608
 *SERVICED IN ASS'Y. GROUP 21414
 **ALSO SERVICED IN ASSEMBLY GROUP 22320

1957-58

PMB-334

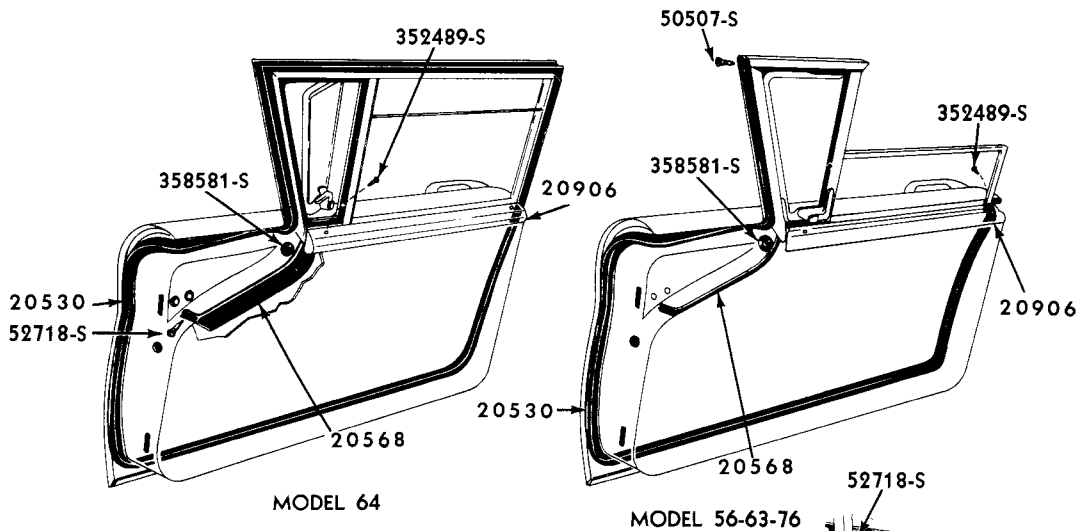
FRONT DOOR VENT WINDOW



1956

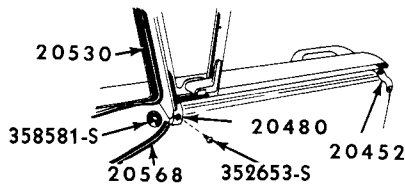
PMB-231

FRONT DOOR WEATHERSTRIP

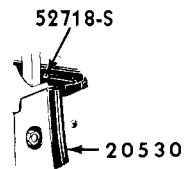


MODEL 64

MODEL 56-63-76

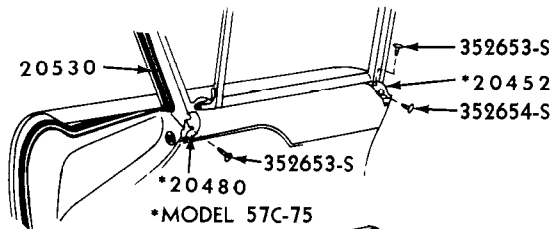


MODEL 65

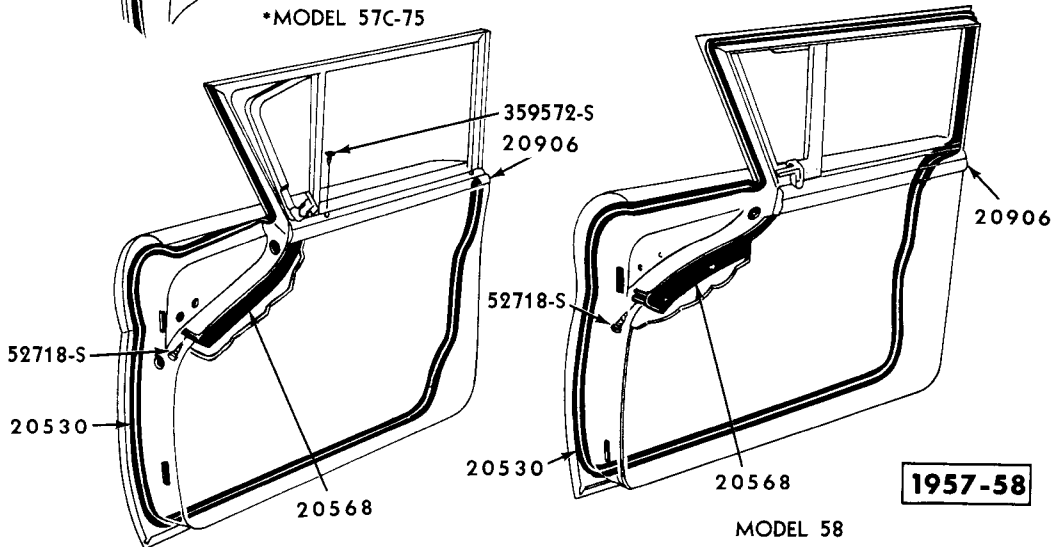


1957-58

PMB-326



*MODEL 57C-75



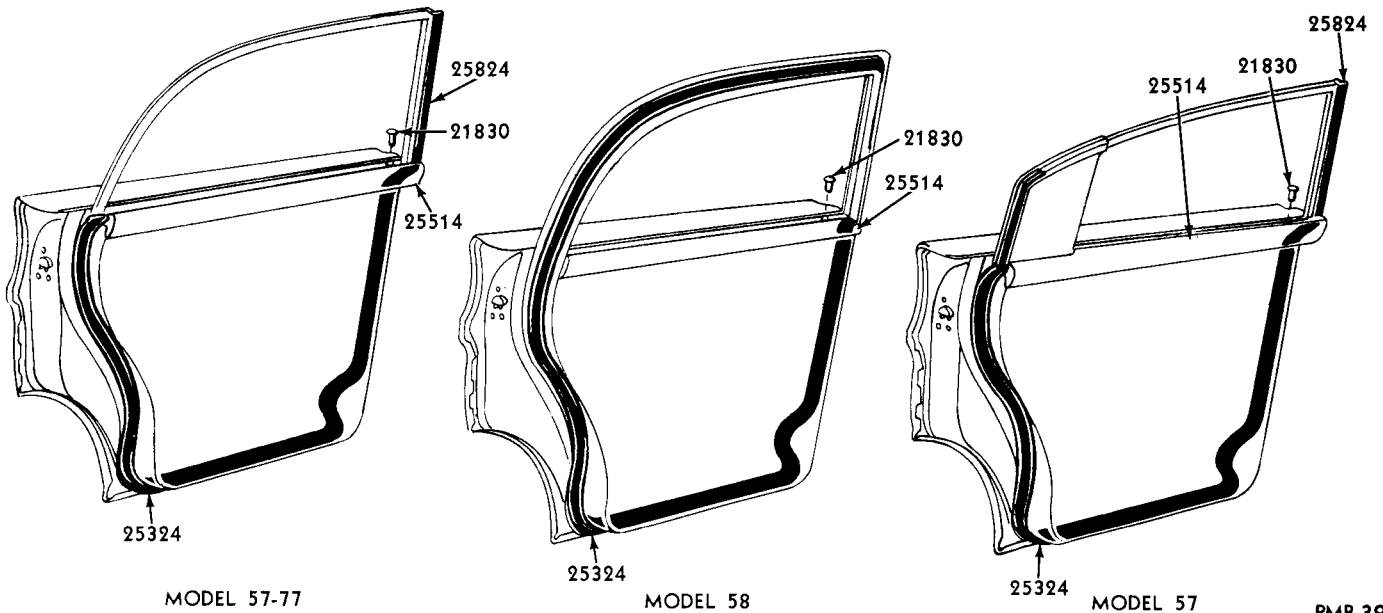
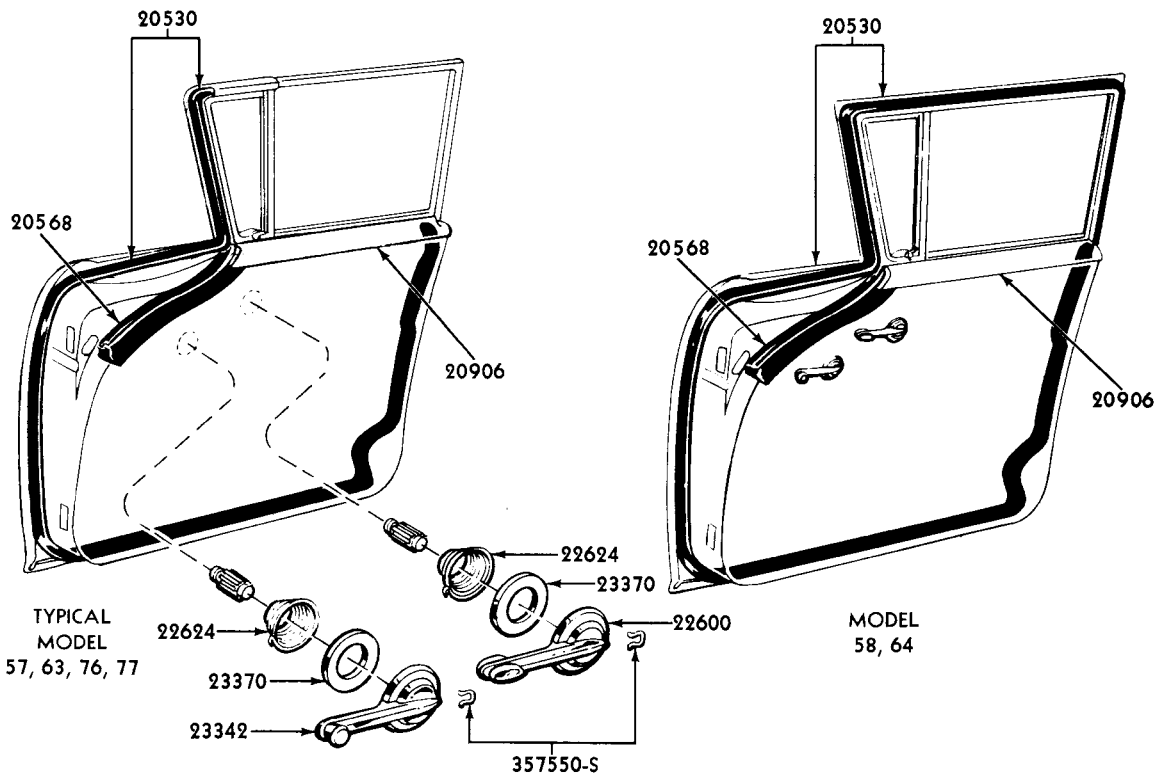
MODELS 57-77

MODEL 58

1957-58

PMB-327

FRONT DOOR WEATHERSTRIP and GARNISH MOULDING

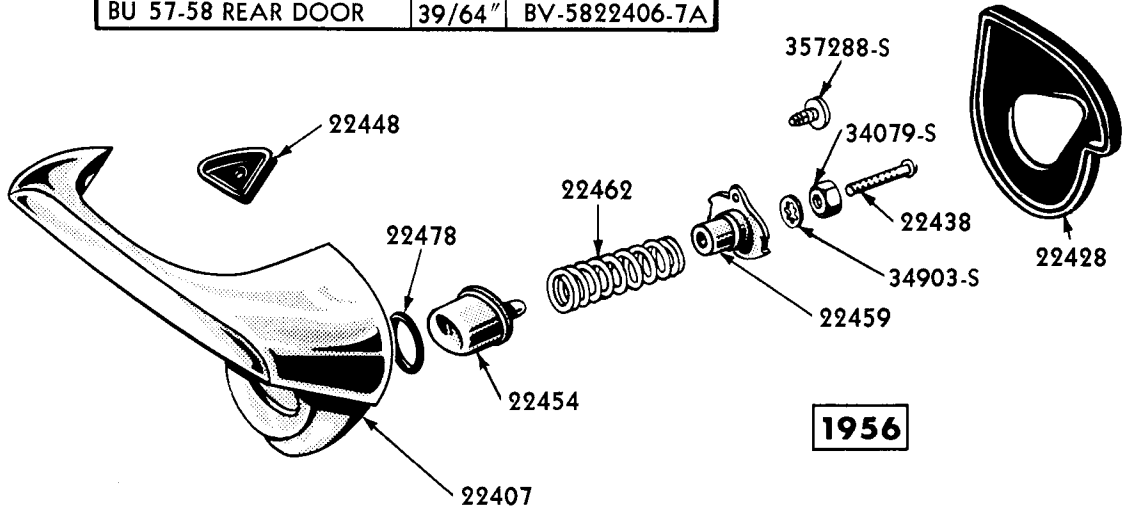
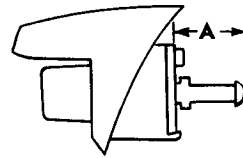


PMB-390

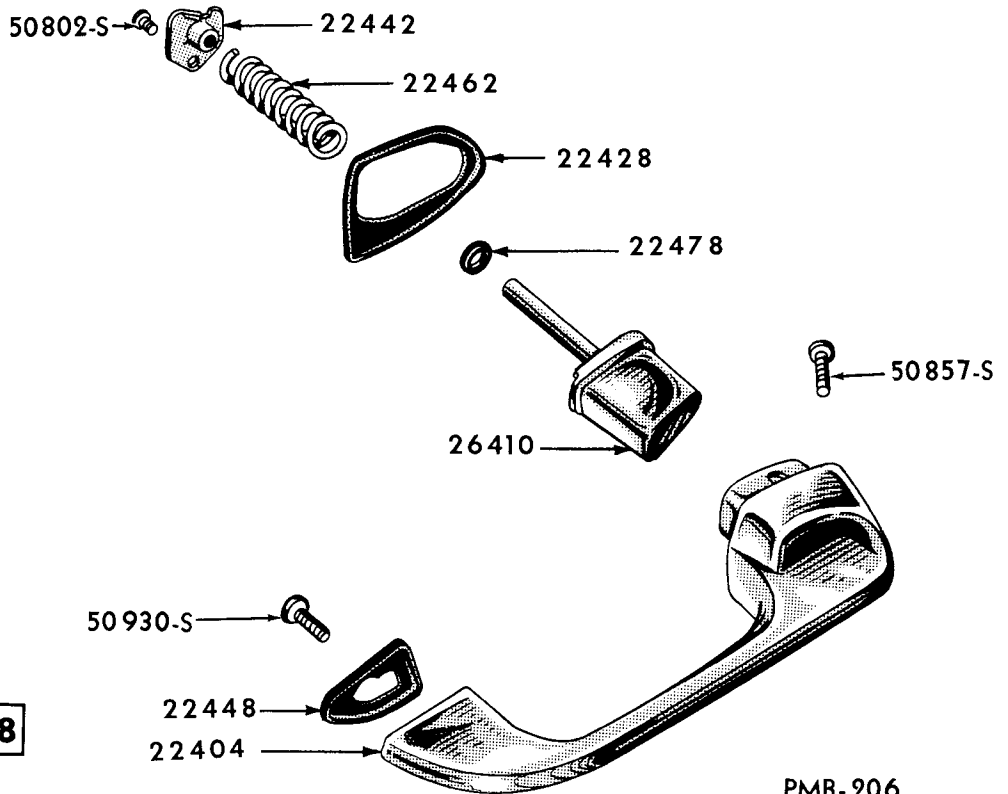
1959

FRONT & REAR DOOR WEATHERSTRIP & INSIDE HANDLES

THEORETICAL PIN SETTINGS	A	ASS'Y.
BU 73 REAR DOOR	7/16"	BV-7022406-7A
BU 73, 79 FRONT DOOR	1/2"	BV-7022406-7A
BU 70 DOOR	1/2"	BV-7022406-7A
BU 64 DOOR	55/64"	BV-7022406-7A
BU 76 DOOR	55/64"	BV-7022406-7A
BU 57-58 FRONT DOOR	31/32"	BV-5822406-7A
BU 57-58 REAR DOOR	39/64"	BV-5822406-7A



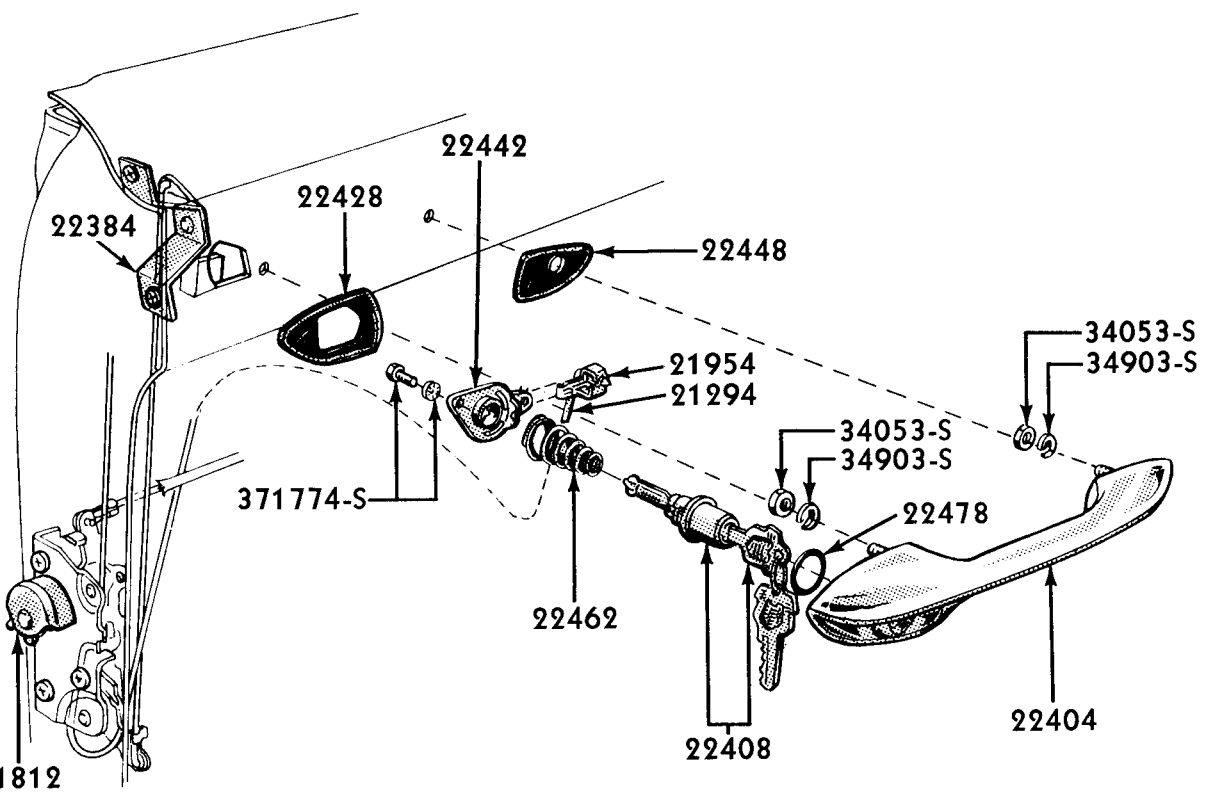
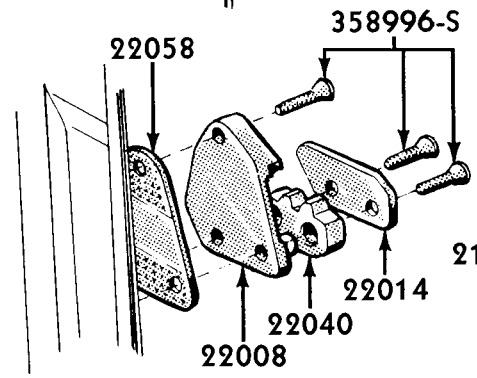
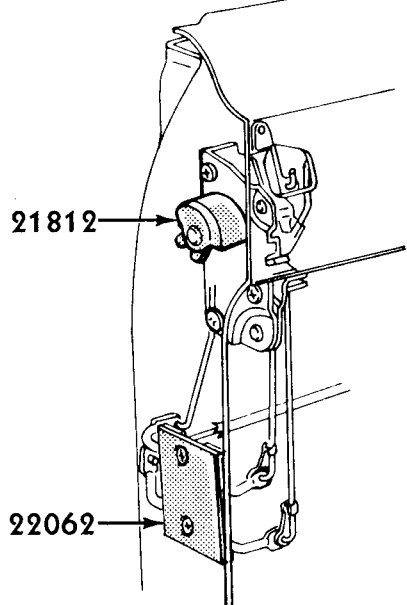
PMB-103



PMB-206

DOOR HANDLE

MODEL 56,63,64,76



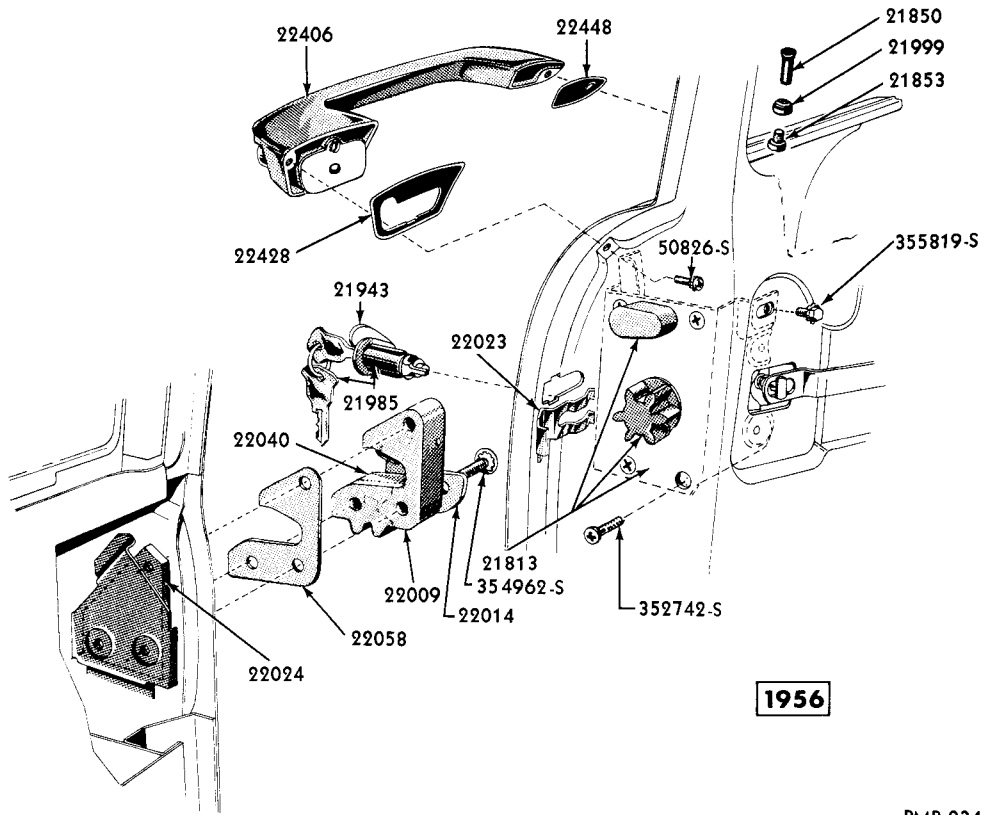
MODEL 57,58,77

PMB-364

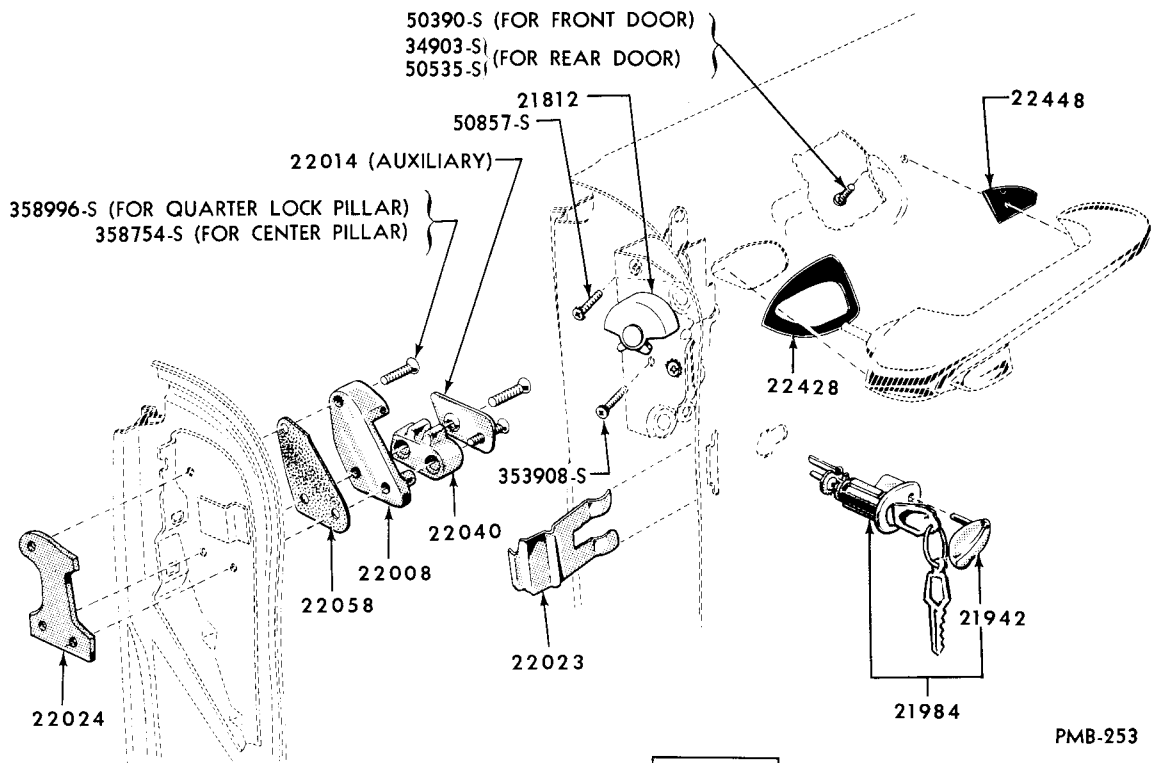
1959

DOOR HANDLE & LOCK

823



PMB-234



PMB-253

DOOR LOCK PARTS

GROUP AND PART NUMBER	DESCRIPTION, SIZE, ETC.	NO. REQ'D	MODEL OR ENGINE CUBIC INCH DISPLACEMENT	YEAR 19__
20124-5 DOOR (FRONT) LESS HINGES				
BU 5720124-D	R.H. - drill - (5)-7/32" - holes for model 57B	(b) 1	57	56
BU 5720125-D	L.H. - drill - (5)-7/32" - holes for model 57A	(b) 1	57	56
BU 5820124-B	R.H.	(b) 1	58	56
BU 5820125-B	L.H.	(b) 1	58	56
BU 7020124-A	R.H. - without holes	(a) 1	70B,C	56
BU 7020125-A	L.H. - without holes	(a) 1	70C	56
BU 7020125-B	L.H. - with holes	(a) 1	70B	56
BU 7620124-B	R.H.	(b) 1	64, 76	56
BU 7620125-B	L.H.	(b) 1	64, 76	56
BU 7920124-A	R.H.	(a) 1	73, 79	56
BU 7920125-A	L.H.	(a) 1	73, 79	56
BAF 5820124-C	R.H.	1	57, 58, 75, 77	57/58
BAF 5820125-C	L.H.	1	57, 58, 75, 77	57/58
BAF 6420124-B	R.H.	1	56, 63, 64, 65, 76	57/58
BAF 6420125-B	L.H.	1	56, 63, 64, 65, 76	57/58
B9BM 5720124-A	R.H. - used on cars built prior to 3-16-59	(c) 1	57, 58, 77	59
B9BM 5720125-A	L.H. - used on cars built prior to 3-16-59	(c) 1	57, 58, 77	59
B9MB 5720124-D	R.H. - used on cars built after 3-16-59	(c) 1	57, 58, 77	59
B9MB 5720125-D	L.H. - used on cars built after 3-16-59	(c) 1	57, 58, 77	59
B9BM 6320124-A	R.H. - used on cars built prior to 3-16-59	(c) 1	56, 63, 64, 76	59
B9BM 6320125-A	L.H. - used on cars built prior to 3-16-59	(c) 1	56, 63, 64, 76	59
B9MB 6320124-D	R.H. - used on cars built after 3-16-59	(c) 1	56, 63, 64, 76	59
B9MB 6320125-D	L.H. - used on cars built after 3-16-59	(c) 1	56, 63, 64, 76	59
352285-S	Plug-rubber-1-1/2" dia.	2	b	
354434-S	Bumper-at top of door	2	a	
357549-S	Bumper door to pillar	1	c	
20200-1 PANEL (FRONT DOOR OUTSIDE)				
B9MB 5720200-C	R.H.	1	57, 58, 77	59
B9MB 5720201-C	L.H.	1	57, 58, 77	59
B9MB 6320200-C	R.H.	1	56, 63, 64, 76	59
B9MB 6320201-C	L.H. - used on cars built after 3-16-59	1	56, 63, 64, 76	59
B9MB 6320201-B	L.H. - used on cars built prior to 3-16-59	1	56, 63, 64, 76	59
20206-7 PANEL (DOOR OUTSIDE FINISH)				
BAF 5820206-B	R.H. - aluminum - 40-3/16" long	1	57, 58, 75, 77A, C, D	58
BAF 5820207-B	L.H. - aluminum - 40-3/16" long	1	57, 58, 75, 77A, C, D	58
BAF 6420206-A	R.H. - aluminum - 47-7/8" long	1	56, 63, 64, 65, 76	58
BAF 6420207-A	L.H. - aluminum - 47-7/8" long	1	56, 63, 64, 65, 76	58
20318 SHIELD (DOORS, QUARTERS, TAILGATE TRIM WATER)				
COMB 6420318-B	Polyethylene - 28" x 48" sheet - use on all doors and quarters by cutting to size	AR	All	56/59
20336-7 COVER (FRONT DOOR GLASS TO OUTSIDE PANEL FINISH)				
BV 5820336-A	R.H. - chrome finish - 2-9/16" long	(a) 1	58	56
BV 5820337-A	L.H. - chrome finish - 2-9/16" long	(a) 1	58	56
BU 5820337-A	L.H. - front door - chrome finish - 1-17/32" long	(a) 1	58	56
351770-S8	Screw-stone hd. cross rec. -No. 6-18	2	a	

GROUP AND PART NUMBER	DESCRIPTION, SIZE, ETC.	NO. REQ'D	MODEL OR ENGINE CUBIC INCH DISPLACEMENT	YEAR 19__
20402-3 RAIL (FRONT DOOR OUTSIDE FINISH) LOWER				
BU 7920402-A	R. H. - fiber glass - 38-3/4" long	(a) 1	79C	56
BU 7920403-A	L. H. - fiber glass - 38-3/4" long	(a) 1	79C	56
BAE 7720402-A	R. H. - fiber glass - 38-3/4" long - includes decal - light maple grain	(b) 1	77B	57
BAE 7720403-A	L. H. - fiber glass - 38-3/4" long - includes decal - light maple grain	(b) 1	77B	57
BAF 7720402-A	R. H. - fiber glass - 39-1/2" long - includes decal - limed oak grain	(b) 1	77B	58
BAF 7720403-A	L. H. - fiber glass - 39-1/2" long - includes decal - limed oak grain	(b) 1	77B	58
PB9M 7720402-A	R. H. - fiber glass - 44-7/16" long - limed oak grain - @1005046	1	77B	59
PB9M 7720403-A	L. H. - fiber glass - 44-7/16" long - limed oak grain - @1005047	1	77B	59
45021-S32	Nut-spring-No.14-10	3	a	
52760-S	Screw	AR	b	
353557-S8	Screw-oval hd. cross rec. -No.14-10	6	a	
357215-S	Nut	AR	b	
358403-S	Retainer	6	a,b	
358404-S	Cap	6	a,b	
20442-3 MOULDING (FRONT DOOR OUTSIDE - WINDOW FRAME) FRONT				
BU 7320442-A	R. H. - rustless steel - 14-5/64" long	1	73C	56
BU 7320443-A	L. H. - rustless steel - 14-5/64" long	1	73C	56
BAE 5820442-A	R. H. - rustless steel - 14" long - snap-on type	1	58, 64	57/58
BAE 5820443-A	L. H. - rustless steel - 14" long - snap-on type	1	58, 64	57/58
B9MB 6420442-A	R. H. - snap-on	1	58, 64	59
B9MB 6420443-A	L. H. - snap-on	1	58, 64	59
20452-3 MOULDING (FRONT DOOR TRIM REAR EDGE)				
BAE 6520452-B	R. H. - 2" long - rustless steel	(a) 1	65	57
			63A, 65, 76C	58
BAE 6520453-B	L. H. - 2" long - rustless steel	(a) 1	65	57
			63A, 65, 76C	58
BAE 7520452-B	R. H. - 2" long - rustless steel	(a) 1	75	57
			57C, 75	58
BAE 7520453-B	L. H. - 2" long - rustless steel	(a) 1	75	57
			57C, 75	58
352654-S12	Screw-oval hd. cr. rec. -No. 8-15 x 3/4"	2	a	
20461 RETAINER (FRONT DOOR AT BELT INNER WEATHERSTRIP)				
B9BM 6420461-A	Steel	2	All	59
20462 RETAINER (OUTSIDE FRONT MOULDING)				
BU 7320462-A	Retainer - outside front moulding	4	73C	56
20480-1 MOULDING (FRONT DOOR TRIM FRONT EDGE)				
BAE 6520480-A	R. H. - 2" long - rustless steel	1	65, 75	57
			57A, 63C, 65, 75, 76C	58
BAE 6520481-A	L. H. - 2" long - rustless steel	1	65, 75	57
			57A, 63C, 65, 75, 76C	58

GROUP AND PART NUMBER	DESCRIPTION, SIZE, ETC.	NO. REQ'D	MODEL OR ENGINE CUBIC INCH DISPLACEMENT	YEAR 19__
20492-3	MOULDING (FRONT DOOR OUTSIDE - WINDOW FRAME) UPPER			
BV 7020492-A	R.H. - rustless steel - 32-23/32" long	(a) 1	70B	56
BV 7020493-A	L.H. - rustless steel - 32-23/32" long	(a) 1	70B	56
BV 7320492-A	R.H. - rustless steel - 26-1/8" long	(a) 1	73B, C	56
BV 7320493-A	L.H. - rustless steel - 26-1/8" long	(a) 1	73B, C	56
B6A 7021082-A	Retainer	(a) AR	70, 73	56
BAE 5820492-A	R.H. - rustless steel - 29-3/8" long - snap-on type	1	58	57/58
BAE 5820493-A	L.H. - rustless steel - 29-3/8" long - snap-on type	1	58	57/58
BAE 6420492-A	R.H. - rustless steel - 36-3/4" long - snap-on type	1	64	57/58
BAE 6420493-A	L.H. - rustless steel - 36-3/4" long - snap-on type	1	64	57/58
B9MB 5820492-A	R.H. - rustless steel - 23-7/32" long - snap-on	1	58	59
B9MB 5820493-A	L.H. - rustless steel - 23-7/32" long - snap-on	1	58	59
B9MB 6420492-A	R.H. - rustless steel - 28-19/64" long - snap-on	1	64	59
B9MB 6420493-A	L.H. - rustless steel - 28-19/64" long - snap-on	1	64	59
354336-S8	Screw-truss hd. -No. 6-32 x 3/16"	AR	a	
20530-1	WEATHERSTRIP (FRONT DOOR)			
BU 5720530-C	R.H. - rubber	(b) 1	57	56
BU 5720531-C	L.H. - rubber	(b) 1	57	56
BV 5820530-C	R.H. - rubber	1	58	56
BV 5820531-C	L.H. - rubber	1	58	56
B6A 7020530-A	R.H. - rubber - @BJ-7020530-A	1	70	56
B6A 7020531-A	L.H. - rubber - @BJ-7020531-A	1	70	56
B5A 7320530-B	R.H. - rubber - @BN-7020530-B	1	73, 79	56
B5A 7320531-B	L.H. - rubber - @BN-7020531-B	1	73, 79	56
B6A 7620531-A	L.H. - rubber - @BJ-7620531-A	(b) 1	64, 76	56
BAE 6320530-B	R.H. - rubber	(a) 1	56, 63, 65, 76	57
BAE 5720530-D	R.H. - rubber	(c) 1	57, 75, 77	57/58
BAE 5720531-D	L.H. - rubber	(c) 1	57, 75, 77	57/58
BAE 5820530-B	R.H. - rubber	(a) 1	58	57/58
BAE 5820531-B	L.H. - rubber	(a) 1	58	57/58
BAE 6320530-C	R.H. - rubber	(a) 1	56, 63, 65, 76	57/58
BAE 6320531-C	L.H. - rubber	(a) 1	56, 63, 65, 76	57/58
BAE 6420530-C	R.H. - rubber	(a) 1	64	57/58
BAE 6420531-C	L.H. - rubber	(a) 1	64	57/58
B9BM 5720530-A	R.H. - rubber	1	57, 77	59
B9MB 5720531-B	L.H. - rubber	1	57, 77	59
PB9M 5820530-A	R.H. - rubber - includes retainer - @1002736	1	58	59
B9MB 5820531-A	L.H. - rubber	1	58	59
B9BM 6320530-A	R.H. - rubber - used on cars built prior to 5-18-59	1	56, 63, 76	59
B9MB 6320530-B	R.H. - rubber - used on cars built after 5-18-59	1	56, 63, 76	59
B9MB 6320531-B	L.H. - rubber	1	56, 63, 76	59
PB9M 6420530-A	R.H. - rubber - includes retainer - @1002738	1	64	59
B9MB 6420531-A	L.H. - rubber	1	64	59
32784-S13	Screw-flat hd. -No. 6-18 x 3/8"	4	b	
50507-S8	Screw-cr. rec. pan hd. -No. 8-32 x 3/8"	2	c	
52172-S8	Screw-rd. hd. cross rec. -No. 6-32 x 1/2"	4	b	
52718-S13	Screw-cr. rec. pan hd. -No. 6-18 x 3/8"	4	a	
52724-S13	Screw-pan hd. cross rec. -No. 6-18 x 1/2"	4	b	
20568-9	WEATHERSTRIP (DOOR AT BELT)			
BAF 6420568-B	R.H.	(a) 1	All	57/58
BAF 6420569-B	L.H.	(a) 1	All	57/58
COMB 6420568-B	R.H. - inner - includes retainer	1	All	59
COMB 6420569-B	L.H. - inner - includes retainer	1	All	59
52718-S13	Screw-pan hd. cr. rec. -No. 6-18 x 3/8"	2	a	

GROUP AND PART NUMBER	DESCRIPTION, SIZE, ETC.	NO. REQ'D	MODEL OR ENGINE CUBIC INCH DISPLACEMENT	YEAR 19__
20570-1 WEATHERSTRIP (FRONT DOOR AT BELT) INNER				
B5A 7020570-A	R. H. - rubber - approx. 15-1/4" long - ⊕BN-7020570-A	1	All	56
B5A 7020571-A	L. H. - rubber - approx. 15-1/4" long - ⊕BN-7020571-A	1	All	56
20748 DECAL (STATION WAGON) FRONT & REAR DOOR, FENDER & QUARTER				
BAE 7720748-B	34" x 48-7/8" sheet - maple grain cut to size use on front fender - front door - rear door - quarter panel and tail gate rails	(a) AR	79C	56
BV 7920748-A	34" x 48-7/8" sheet - mahogany grain cut to size use on front fender - front door - rear door - quarter panel and tail gate panels between rails	(a) AR	79C	56
BAE 7720748-B	Transfer - light maple grain - 34" x 48-7/8" sheet - cut to size for use on front fender - front door - rear door - quarter panel and tail gate rails	(a) AR	77B	57
BAE 7720748-A	Transfer - mahogany grain - 19" x 60" sheet - cut to size for use on front fender - front door - rear door - quarter panel and tail gate panels between rails	(a) AR	77B	57 & 59
BAF 7720748-A	Transfer - maple grain - 19" x 60" sheet - cut to size for use on front fender - front door - rear door - quarter panel and tail gate panels between rails	(a) AR	77B	58
BAF 7720748-B	Transfer - limed oak grain - 34" x 62" sheet - cut to size for use on front fender - front door - rear door - quarter panel and tail gate rails	(a) AR	77B	58
B9MB 7720748-B	Transfer - limed oak grain - 19" x 72" - sheet cut to size for rails	AR	77B	59
M 4584	Bonding coat	AR	a	
M 5412-A	Water soluble transfer solution	AR	a	
20770 SHIELD (FRONT DOOR WIRING)				
B5A 7020770-B	Used with electric regulator - ⊕BN-7020770-B	(a) 2	All	56
B7A 7020770-A	Used with electric regulator - ⊕BAC-7020770-A	(b) 2	All	57/59
52735-S8	Screw-pan hd. cross rec. -No.10-12 x 5/8"	4	a	
52727-S8	Screw-pan hd. cr. rec. -No.10-12" x 1/2"	AR	b	
20774 SPACER (STATION WAGON OUTSIDE FINISH RAIL)				
BV 7920774-A	Rubber - 7/8" O.D. x 1/2" I.D. x 13/64" long (2) quarter panel (4) rear door	AR	77B, 79C	56/57
BV 7920774-B	Rubber - 7/8" O.D. x 1/2" I.D. x 27/64" long - front door - rear door - tailgate - front fender - quarter panel	AR	77B, 79C	56/58
BAE 7720774-A	Rubber - 7/8" O.D. x 1/2" I.D. x 3/8" long (6) front doors (8) front fender without quadra-lites (6) front fender with quadra-lites (2) front fender (9) quarter panel	AR	77B	57/58
20786-7 MOULDING (DOOR TRIM) UPPER				
BAF 5720786-A	R. H. - with reinforcement	1	57C	58
BAF 5720787-A	L. H. - with reinforcement	1	57C	58
BAF 6320786-A	R. H. - with reinforcement	1	63C, 76C	58
BAF 6320787-A	L. H. - with reinforcement	1	63C, 76C	58

GROUP AND PART NUMBER	DESCRIPTION, SIZE, ETC.	NO. REQ'D	MODEL OR ENGINE CUBIC INCH DISPLACEMENT	YEAR 19__
20826-7 MOULDING (FRONT DOOR OUTSIDE) UPPER & LOWER TOP				
PB9M 5620826-A	R.H. - upper - L.H. - lower - rustless steel - (a) 30-9/16" long - @1016096	2	56A,63,64,76	59
PB9M 5620827-A	L.H. - upper - R.H. - lower - rustless steel - (a) 30-9/16" long - @1016097	2	56A,63,64,76	59
PB9M 5720826-A	R.H. - upper - L.H. - lower - rustless steel - (a) 23-3/4" long - @1016098	2	57,58,77	59
PB9M 5720827-A	L.H. - upper - R.H. - lower - rustless steel - (a) 23-3/4" long - @1016099	2	57,58,77	59
BV 16266-A	Retainer	8	a	
59MK 350003-A	Kit - moulding clip	AR	a	
354479-S7	Nut and washer	8	a	
1014052	Retainer	20	a	
20904-5 MOULDING (FRONT DOOR WINDOW GARNISH)				
BU 5720904-BP	R.H. - in prime (c)	1	57	56
BU 5720905-BP	L.H. - in prime (c)	1	57	56
BV 5820904-BP	R.H. - in prime (d)	1	58	56
BV 5820905-BP	L.H. - in prime (d)	1	58	56
BU 6420904-CP	R.H. - in prime (b)	1	64, 76	56
BU 6420905-CP	L.H. - in prime (b)	1	64, 76	56
B5A 7020904-AP	R.H. - in prime - @BN-7020904-BP (a, b)	1	70	56
B5A 7020905-AP	L.H. - in prime - @BN-7020905-BP (a, b)	1	70	56
B5A 7320904-AP	R.H. - in prime - @BN-7320904-BP (a, b)	1	73, 79	56
B5A 7320905-AP	L.H. - in prime - @BN-7320905-BP (a, b)	1	73, 79	56
B8E 7620904-A	R.H. - @BAE-7620904-BP	1	56, 63A, B, 76A, B	57/58
B8E 7620905-A	L.H. - @BAE-7620905-BP	1	56, 63A, B, 76A, B	57/58
52344-S13	Screw-oval hd. cross rec. -No. 8-15 x 1/2"	4	a	
52368-S23	Screw-oval hd. cross rec. -No. 8-15 x 7/8"	2	b	
52376-S13	Screw-oval hd. cross rec. -No. 8-15 x 1"	2	c	
52382-S13	Screw-oval hd. cross rec. -No. 8-15 x 1-1/4"	2	b	
52718-S13	Screw-pan hd. cross rec. -No. 6-18 x 3/8"	2	d	
20906-7 MOULDING (FRONT DOOR WINDOW GARNISH)				
BAE 5720906-AP	R.H. - in prime - moulding only (a)	1	57, 77	57/58
BAE 5720907-AP	L.H. - in prime - moulding only (a)	1	57, 77	57/58
BAE 5820906-AP	R.H. - in prime - moulding only (a)	1	58	57/58
BAE 5820907-AP	L.H. - in prime - moulding only (a)	1	58	57/58
BAE 6420906-AP	R.H. - in prime - moulding only (a)	1	64	57/58
BAE 6420907-AP	L.H. - in prime - moulding only (a)	1	64	57/58
BAE 7620906-AP	R.H. - in prime - moulding only	1	56, 63, 76	57
		1	56, 63A, B, 76A, B	58
BAE 7620907-AP	L.H. - in prime - moulding only	1	56, 63, 76	57
		1	56, 63A, B, 76A, B	58
PB9M 5620906-AP	R.H. - in prime - includes weatherstrip - 32-7/8" long - @1005954-000	1	56,63A, B,76A,	59
PB9M 5620907-AP	L.H. - in prime - includes weatherstrip - 32-7/8" long - @1005955-000	1	56,63A, B,76A,	59
PB9M 5720906-AP	R.H. - in prime - includes weatherstrip - 27-3/8" long - @1005916-000	1	57A, B,77	59
PB9M 5720907-AP	L.H. - in prime - includes weatherstrip - 27-3/8" long - @1005917-000	1	57A, B,77	59
CONTINUED ON NEXT PAGE				

GROUP AND PART NUMBER	DESCRIPTION, SIZE, ETC.	NO. REQ'D	MODEL OR ENGINE CUBIC INCH DISPLACEMENT	YEAR 19__
20906-7 MOULDING (FRONT DOOR WINDOW GARNISH) CONTINUED				
PB9M 5820906-AP	R.H. - in prime - includes weatherstrip - 27-3/8" long - Ⓢ1005918-000	1	58	59
PB9M 5820907-AP	L.H. - in prime - includes weatherstrip - 27-3/8" long - Ⓢ1005919-000	1	58	59
PB9M 6420906-AP	R.H. - in prime - includes weatherstrip - 27-11/16" long - Ⓢ1005920-000	1	64	59
PB9M 6420907-AP	L.H. - in prime - includes weatherstrip - 27-11/16" long - Ⓢ1005921-000	1	64	59
52388-S13	Screw-oval hd. cr. rec. -No. 8-15 x 1/2"	4	a	
20910 KIT (FRONT DOOR OUTSIDE REAR EDGE MOULDING) ACCESSORY				
BAE 5820910-A	Consists of the following - (1) BAE-5820940-1-A R.H. and L.H. - moulding - front door outside rear edge (1) BAE-5825510-1-A R.H. and L.H. - moulding - rear door outside rear edge	1	57, 58, 75, 77	57/58
BAE 6420910-A	Consists of the following - (1) BAE-6420940-1-A R.H. and L.H. - moulding - door outside rear edge	1	56, 63, 64, 65, 76	57/58
20914-5 MOULDING (FRONT DOOR TRIM) UPPER FRONT				
BU 7620914-A	R.H. - chrome finish - 13-37/64" long	1	57A, 58A, 64A, 76	56
BU 7620915-A	L.H. - chrome finish - 13-37/64" long	1	57A, 58A, 64A, 76	56
BAE 5820914-B	R.H. - rustless steel - 8" long	1	All except 65, 75	57
BAE 5820915-B	L.H. - rustless steel - 8" long	1	All except 65, 75	57
BAE 6520914-B	R.H. - rustless steel	1	65, 75	57
BAE 6520915-B	L.H. - rustless steel	1	65, 75	57
20916-7 MOULDING (FRONT DOOR OUTSIDE) FRONT				
BAF 6420916-A	R.H. - NS-Cut to size from BAE-5820938-C	AR	All	57/58
MJK 350001-A	Kit - moulding clips - exterior	1	All	58
PB9M 5620916-A	R.H. - rustless steel - 20-7/32" long - horizontal "Y" shaped - use on cars built prior to 2-16-59 - Ⓢ1016194 (a)	1	All	59
	See basic part number 22872-3 for cars built after 2-16-59			
PB9M 5620917-A	L.H. - rustless steel - 20-7/32" long - horizontal "Y" shaped - use on cars built prior to 2-16-59 - Ⓢ1016195 (a)	1	All	59
	See basic part number 22872-3 for cars built after 2-16-59			
59MK 350002-A	Kit - moulding clip	AR	a	
20918 RETAINER (DOOR WINDOW GARNISH MOULDING SPACER)				
B5A 7020918-A	ⓈBN-7020918-A	AR	All	56/58
	Retainer - front door window garnish moulding lower - Royalite only	AR	All	56
	Retainer - panel - center body pillar finish lower - Royalite only	4	57, 75, 77	57
	Retainer - panel - center body pillar finish lower	4	58	57
	Retainer - body rocker panel upper moulding spacer - also serviced in kit	18	All	57/58

GROUP AND PART NUMBER	DESCRIPTION, SIZE, ETC.	NO. REQ'D	MODEL OR ENGINE CUBIC INCH DISPLACEMENT	YEAR 19__
20920-1 MOULDING (FRONT DOOR TRIM) UPPER REAR				
BU 5720920-A	R.H. - chrome finish - 10" long	1	57A	56
BU 5720921-A	L.H. - chrome finish - 10" long	1	57A	56
BU 5720920-B	Chrome finish - 17-1/4" long	2	57B	56
BU 5820920-A	R.H. - chrome finish - 10-19/32" long	1	58A	56
BU 5820921-A	L.H. - chrome finish - 10-19/32" long	1	58A	56
BU 5820920-B	Chrome finish - 18-3/8" long	2	58B	56
BU 6020920-A	Chrome finish	2	64C	56
BU 7320920-A	Chrome finish - 17-1/16" long	2	73C, 79C	56
BU 7620920-B	R.H. - chrome finish - 17-23/64" long	1	64A, 76	56
BU 7620921-B	L.H. - chrome finish - 17-23/64" long	1	64A, 76	56
BAE 5820920-B	Rustless steel - 25-1/8" long	2	57, 58, 77	57
BAE 6520920-B	Rustless steel - 28" long	2	65	57
BAE 7620920-B	Rustless steel - 34-3/16" long	2	56, 63, 64, 76	57
20922 SPACER (FRONT DOOR WINDOW GARNISH MOULDING)				
B5A 7020922-B	Spacer - @BN-7020922-B	2	70	56
B5A 7620922-B	Spacer - @BN-7620922-B	4	64, 76	56
BAE 6420922-A	Spacer	AR	All	57
	Front door	2	All except 65, 75	57
	Rear door	4	All except 57C, 63C, 76	58
PB9M 5620922-A	Steel - front door - @1013138	4	All except 57C, 63C, 76C	59
	Rear door	4	58, 77	59
	Rear door	2	57A, B	59
20932 MOULDING (FRONT DOOR) OUTSIDE BELT				
BV 7620932-A	Rustless steel - 27" long	2	64A, 76	56
20932-3 MOULDING (FRONT DOOR APPLIQUE PANEL) OUTSIDE UPPER				
BAF 6420932-A	R.H. - rustless steel - 47-21/32" long (a)	1	56B, 63B, C, 65A, 76B, C	58
BAF 6420933-A	L.H. - rustless steel - 47-21/32" long (a)	1	56B, 63B, C, 65A, 76B, C	58
PB9M 5620932-A	R.H. - rustless steel - 30-11/16" long - @1016152 (b)	1	56, 63, 64, 76	59
PB9M 5620933-A	L.H. - rustless steel - 30-11/16" long - @1016153 (b)	1	56, 63, 64, 76	59
PB9M 5720932-A	R.H. - rustless steel - 23-13/16" long - @1016154 (b)	1	57, 58, 77	59
PB9M 5720933-A	L.H. - rustless steel - 23-13/16" long - @1016155 (b)	1	57, 58, 77	59
MJK 350001-A	Kit - moulding clips - exterior	1	a	
59MK 350003-A	Kit - moulding clip	AR	b	
20934-5 MOULDING (FRONT DOOR) OUTSIDE BELT				
BU 5720934-A	Rustless steel - 25-5/64" long	2	57A	56
BV 5820934-A	R.H. - rustless steel - 24-9/16" long (a)	1	58A	56
BV 5820935-A	L.H. - rustless steel - 24-9/16" long (a)	1	58A	56
B6A 5920934-A	R.H. - rustless steel - 33-49/64" long - @BJ-5920934-A	1	70B	56
B6A 5920935-A	L.H. - rustless steel - 33-49/64" long - @BJ-5920935-A	1	70B	56
B6A 7920934-A	R.H. - rustless steel - 27-11/64" long - @BJ-7920934-A	1	73B, 73C, 79	56
B6A 7920935-A	L.H. - rustless steel - 27-11/64" long - @BJ-7920935-A	1	73B, 73C, 79	56
CONTINUED ON NEXT PAGE				

GROUP AND PART NUMBER	DESCRIPTION, SIZE, ETC.	NO. REQ'D	MODEL OR ENGINE CUBIC INCH DISPLACEMENT	YEAR 19____
20934-5 MOULDING (FRONT DOOR) OUTSIDE BELT (CONTINUED)				
MFK 350021-B	Kit - moulding clips - exterior Consists of the following - (2) BV-5821062-A retainer (10) BV-6429192-A retainer (1) 34053-S8 nut-hex. (1) 34903-S8 washer (1) 52711-S13 screw	1	57A, 58A	56
MFK 350022-A	Kit - moulding clips - Montclair moulding Consists of the following - (1) BV-6421046-A retainer-R. H. (1) BV-6421047-A retainer-L. H. (1) BV-6421084-A retainer-R. H. (1) BV-6421085-A retainer-L. H. (11) BV-6420192-A retainer (1) 34053-S8 nut-hex. (1) 34903-S8 washer (1) 44713-S8 washer (1) 50801-S8 screw	1	64, 76	56
BAE 5720934-A	R. H. - rustless steel - 23-31/32" long	1	57, 75, 77	57
		1	57B, C, 75, 77B, D	58
BAE 5720935-A	L. H. - rustless steel - 23-31/32" long	1	57, 75, 77	57
		1	57B, C, 75, 77B, D	58
BAE 5820934-A	R. H. - rustless steel	1	58A, B	57
		1	58B	58
BAE 5820935-A	L. H. - rustless steel	1	58A, B	57
		1	58B	58
BAE 6320934-A	R. H. - rustless steel - 32-7/32" long	1	56, 63, 65, 76	57/58
BAE 6320935-A	L. H. - rustless steel - 32-7/32" long	1	56, 63, 65, 76	57/58
	50855-S8 Screw & washer assy. -pan hd. -No. 10-32 x 1/4"	2	a	
20938-9 MOULDING (FRONT DOOR) OUTSIDE LOWER				
BU 5820939-A	L. H. - chrome finish - 39-41/64" long (a)	1	57A, 58A	56
BU 7320938-A	R. H. - rustless steel - 39-41/64" long (a)	1	57, 58, 73, 79B, D	56
BU 7320939-A	L. H. - rustless steel - 39-41/64" long (a)	1	57B, 57C, 57D, 58B, 73, 79B, 79D	56
BU 7620938-A	R. H. - rustless steel - 46-33/64" long (a)	1	64, 70B, 70C, 76A, B	56
BU 7620939-A	L. H. - rustless steel - 46-33/64" long (a)	1	64, 70B, 70C, 76A, B	56
BU 7920938-A	R. H. - rustless steel - 38-23/32" long (a)	1	79C	56
BU 7920939-A	L. H. - rustless steel - 38-23/32" long (a)	1	79C	56
BAE 5820938-A	Rustless steel - 40" long x 1-39/64" wide	2	57B, 58B, 75, 77D	57
BAE 6320938-A	Rustless steel - 47-21/32" long x 1-39/64" wide	2	56B, 63B, 65, 76B	57
BAE 5820938-C	Rustless steel - 45/64" wide x 40" long - Flo-tone	2	56A, 58, 77A, C	57
	Standard equipment	4	57A, 58A, C, 77A, C	58
	Cut to size to replace the following -	4	57B, C, 58B, 77D	58
BAE 5825532-B	NS-rear door - 21-61/64" long	2	57A, 58A, 77A, C	57
BAE 5825533-B	NS-rear door - 21-61/64" long	2	57A, 58A, 77A, C	57
BAF 5825540-A	NS-rear door - 19-23/32" long	2	57, 58, 75, 77A, C, D	58
BAF 5825541-A	NS-rear door - 19-23/32" long	2	57, 58, 75, 77A, C, D	58
BAF 6420916-A	NS-front door - 39-53/64" long	2	56A, 63A, 64, 76A	58
BAF 6420917-A	NS-front door - 39-53/64" long	2	56A, 63A, 64, 76A	58
BAE 6420938-B	Rustless steel - 47-21/32" long x 45/64" wide	2	56A, 63A, 64A, 76A	57
		2	56, 63, 64A, 65, 76	58
MHK 350002-A	Kit - moulding clips - exterior	1	57B, 58B, 63B, 76B	57
MHK 350003-A	Kit - moulding clips - exterior	1	57A, 58A, 63A, 64, 76A	57
BAE 5821066-A	Retainer	12	All	57
BAE 6321066-A	Retainer	4	All	57
	CONTINUED ON NEXT PAGE			

GROUP AND PART NUMBER	DESCRIPTION, SIZE, ETC.	NO. REQ'D	MODEL OR ENGINE CUBIC INCH DISPLACEMENT	YEAR 19__
20938-9 MOULDING (FRONT DOOR) OUTSIDE LOWER (CONTINUED)				
BAF 6420938-A	R. H. - upper rear rustless steel - 8-1/2" long-curved	1	56A, 63A, 64, 76A	58
BAF 6420939-A	L. H. - upper rear rustless steel - 8-1/2" long - curved	1	56A, 63A, 64, 76A	58
MJK 350001-A	Kit - moulding clips - exterior	1	All	58
MJK 350005-A	Kit - moulding clips - exterior	1	56A, 57C, 63A, C, 64A, 75C, 76A, C	58
34053-S8	Nut-hex. -No.10-24	2	a	
34823-S7	Washer-spring lock-No.10	2	a	
44713-S8	Washer-flat-No.10	2	a	
352262-S8	Clip assembly-moulding	2	a	
357786-S8	Clip-moulding	8	a	
359319-S10	Clip assembly-moulding	2	a	
20942-3 MOULDING (FRONT DOOR TRIM) UPPER				
BU 5720942-A	R. H. - chrome finish - 18-49/64" long	1	57A	56
BU 5720943-A	L. H. - chrome finish - 18-49/64" long	1	57A	56
BU 5820942-A	R. H. - chrome finish - 20-29/64" long	1	58A	56
BU 5820943-A	L. H. - chrome finish - 20-29/64" long	1	58A	56
BU 7020942-B	Chrome finish - 42-5/8" long	2	64D, 70B, 76A	56
BU 7320942-B	Chrome finish - 35-31/32" long	2	73B, 79B	56
BU 7620942-A	R. H. - chrome finish - 27-3/64" long	1	64A, 76B	56
BU 7620943-A	L. H. - chrome finish - 27-3/64" long	1	64A, 76B	56
BAE 6520943-B	L. H.	1	65	57
PB9M 5720942-A	R. H. - rustless steel - includes retainers - \emptyset 1017054	1	57C, 63C, 76C	59
PB9M 5720943-A	L. H. - rustless steel - includes retainers - \emptyset 1017055	1	57C, 63C, 76C	59
20956-7 MOULDING (FRONT DOOR TRIM) LOWER				
BAE 5820956-B	R. H. - rustless steel	1	57B, 58B, 77B, 77D	57
BAE 5820957-B	L. H. - rustless steel	1	57B, 58B, 77B, 77D	57
BAE 7620956-B	R. H. - rustless steel	1	56B, 63B, 76B	57
BAE 7620957-B	L. H. - rustless steel	1	56B, 63B, 76B	57
BAF 5720956-C	39-1/2" long	2	57C	58
BAF 6320956-A	44-5/8" long	2	63C, 76C	58
B9MB 5720956-A	38-53/64" long	2	57C	59
B9MB 6320956-A	46-9/16" long	2	63C, 76C	59
20958 MOULDING (FRONT DOOR TRIM)				
BAE 6520958-B	Rustless steel - 44-3/4" long	2	65	57
BAE 7520958-B	Rustless steel - 35" long	2	75	57
PB9M 5720958-A	Center rear - rustless steel - 19-1/4" long - includes retainers - \emptyset 1012748	2	57C	59
PB9M 6320958-A	Center front - rustless steel - 17-13/16" long - includes retainers - \emptyset 1012746	2	57C, 63C, 76C	59
PB9M 7620958-A	Center rear - rustless steel - 26-3/4" long - includes retainers - \emptyset 1012750	2	63C, 76C	59
20960-1 RAIL (FRONT DOOR OUTSIDE FINISH) UPPER				
BU 7920960-A	R. H. - fiber glass - 39-19/64" long	1	79C	56
BU 7920961-A	L. H. - fiber glass - 39-19/64" long	1	79C	56
BAE 7720960-A	R. H. - fiber glass - light maple grain	(a) 1	77B	57
BAE 7720961-A	L. H. - fiber glass - light maple grain	(a) 1	77B	57
BAF 7720960-A	R. H. - fiber glass - limed oak grain	(a) 1	77B	58
BAF 7720961-A	L. H. - fiber glass - limed oak grain	(a) 1	77B	58
CONTINUED ON NEXT PAGE				

GROUP AND PART NUMBER	DESCRIPTION, SIZE, ETC.	NO. REQ'D	MODEL OR ENGINE CUBIC INCH DISPLACEMENT	YEAR 19__
20960-1 RAIL (FRONT DOOR OUTSIDE FINISH) UPPER (CONTINUED)				
PB9M 7720960-A	R. H. - fiber glass - limed oak grain - 43-3/4" long - @1014708	1	77B	59
PB9M 7720961-A	L. H. - fiber glass - limed oak grain - 43-3/4" long - @1014709	1	77B	59
52760-S	Screw	AR	a	
357215-S	Nut	AR	a	
358403-S	Retainer	AR	a	
358404-S	Cap-chrome	AR	a	
20968-9 MOULDING (FRONT DOOR TRIM)				
BU 5820968-A	R. H. - rustless steel - 3-7/8" long - lower center	1	57A, 58A	56
BU 5820969-A	L. H. - rustless steel - 3-7/8" long - lower center	1	57A, 58A	56
BU 7320968-A	R. H. - rustless steel - 18-9/32" long - spear type	1	57B, 58B, 64C, 73C, 79B	56
BU 7320969-A	L. H. - rustless steel - 18-9/32" long - spear type	1	57B, 58B, 64C, 73C, 79B	56
BU 7620968-B	R. H. - rustless steel - 4-55/64" long - upper front	AR	57A, 58A, 64A, 76	56
BU 7620969-B	L. H. - rustless steel - 4-55/64" long - upper front	AR	57A, 58A, 64A, 76	56
20972 SPACER & RETAINER (FRONT DOOR WINDOW GARNISH MOULDING)				
BAE 6420972-A	Spacer - front	2	All except 65, 75	57
		2	All except 57C, 63C, 65, 75, 76C	58
20982-3 MOULDING (FRONT DOOR OUTSIDE WINDOW FRAME) REAR				
BAE 5820982-A	Rustless steel - 14" long - snap-on type - (2) front doors	AR	58, 64	57/58
PB9M 6420982-A	R. H. - rustless steel - 14-1/8" long - snap-on type - @1010580	1	64	59
PB9M 6420983-A	L. H. - rustless steel - 14-1/8" long - snap-on type - @1010581	1	64	59
B9MB 6420938-A	R. H. - rustless steel - 14-1/2" long - snap-on type	1	64	59
B9MB 6420939-A	L. H. - rustless steel - 14-1/2" long - snap-on type	1	64	59
21000 MOULDING (FRONT DOOR TRIM) UPPER				
BAE 6521000-A	Rustless steel	2	65, 75	57
21032-3 RETAINER (FRONT DOOR TRIM PANEL)				
B9MB 58237A02-AP	R. H.	1	57, 58, 77	59
B9MB 58237A03-AP	L. H.	1	57, 58, 77	59
B9MB 64237A02-AP	R. H.	1	56, 63, 64, 76	59
B9MB 64237A03-AP	L. H.	1	56, 63, 64, 76	59
21058-9 MOULDING (FRONT DOOR OUTSIDE) UPPER FRONT				
BU 5821058-A	R. H. - rustless steel - includes retainer	1	57A, 58A	56
BU 5821059-A	L. H. - rustless steel - includes retainer	1	57A, 58A	56
BU 7621058-A	R. H. - rustless steel - includes retainer	1	64A, 76	56
BU 7621059-A	L. H. - rustless steel - includes retainer	1	64A, 76	56

GROUP AND PART NUMBER	DESCRIPTION, SIZE, ETC.	NO. REQ'D	MODEL OR ENGINE CUBIC INCH DISPLACEMENT	YEAR 19__
21060-6 RETAINER (FRONT DOOR OUTSIDE MOULDINGS)				
B5A 7021060-A	Retainer - outside belt moulding - ⊕BN-7021060-A	AR	70B, 73, 79	56
BV 5821062-A	Retainer - outside belt moulding - rear	4	57A, 58A	56
BV 7921066-A	Retainer - outside lower moulding used on rear door moulding upper front fender	8	79C	56
		4	79C	56
		8	79	56
BAE 6321066-A	Front door outside lower moulding	4	56B, 57B, 58B, 63B, 65, 75, 76B, 77B, D	57
BAE 5821066-A	Front door outside lower moulding - also used on front fender	10	57B, 58B, 63B, 76B	57
		10	57, 58B, 63, 65, 75, 76, 77D	58
		10	56B, 57B, C, 58B, 63B, C, 65, 75, 76B, C, 77B	58
B7A 7021066-B	Front door outside lower moulding	2	56, 77A, C, D	57/58
21066 RETAINER (DOOR OUTSIDE LOWER MOULDING)				
PB9M 5621066-A	Quarter only - ⊕1017573	AR	All	59
21070-1 MOULDING (FRONT DOOR OUTSIDE UPPER) REAR				
BV 7621070-A	R. H. - rustless steel - used when handle is without flange moulding	1	64A, 76	56
BV 7621071-A	L. H. - rustless steel - used when handle is without flange moulding	1	64A, 76	56
21072-3 KIT (MONTCLAIR BELT MOULDINGS)				
MFK 6421072-A	NS-R. H. - service in detail as follows - (1) BV-6429068-A (2) BV-7620932-A (1) BU-7621058-A (1) BV-7621070-A	1	64	56
MFK 6421073-A	NS-L. H. - service in detail as follows - (1) BV-6429069-A (2) BV-7620932-A (1) BU-7621059-A (1) BV-7621071-A	1	64	56
21078-9 MOULDING (FRONT DOOR GARNISH EXTENSION)				
BV 5821078-BP	R. H. - in prime - zinc die cast	1	57, 58	56
BV 5821079-BP	L. H. - in prime - zinc die cast	1	57, 58	56
21082 RETAINER (OUTSIDE UPPER MOULDING)				
B6A 7021082-A	Retainer - outside upper moulding - ⊕BV-7021082-A	AR	70B, 73B, 73C	56
21108-9 STRIP (FRONT DOOR BELT INNER PANEL REAR FINISH)				
BAE 5821108-A	R. H. - rustless steel - 2-19/32" long	(a) 1	57, 58, 75, 77	57
BAE 5821109-B	L. H.	(a) 1	57, 58, 65, 75A, 77	57/58
BAE 6421108-B	R. H.	(a) 1	64	57/58
BAE 6421109-B	L. H.	(a) 1	64	57/58
BAE 5821108-B	R. H.	(a) 1	57, 58, 65, 75A, 77	58
52718-S13	Screw-pan hd. cr. rec. -No. 6-18 x 3/8"	2	a	
21196 RETAINER (DOOR OUTSIDE REAR MOULDING)				
BAF 6421196-A		2	56A, 63A, 64, 76A	58
21294 ROD (FRONT DOOR LOCK PUSH BUTTON TO CYLINDER)				
PB9M 5721294-A	18-5/8" long - ⊕1014310	2	57, 58, 77	59

GROUP AND PART NUMBER	DESCRIPTION, SIZE, ETC.	NO. REQ'D	MODEL OR ENGINE CUBIC INCH DISPLACEMENT	YEAR 19__
21410 GLASS (FRONT DOOR WINDOW)				
B6A 5721410-A	Clear - ⊕BJ-5721410-A	2	57	56
BV 5821410-A	Clear	2	58	56
BV 5821410-B	Tinted - green	2	58	56
B5A 7021410-E	Clear - ⊕BN-7021410-E	2	70	56
B5A 7321410-E	Clear - ⊕BN-7321410-E	2	73, 79	56
B5A 7321410-F	Tinted - green - ⊕BN-7321410-F	2	73, 79	56
B5A 7621410-E	Clear - ⊕BN-7621410-E	2	64, 76	56
B5A 7621410-F	Tinted - green - ⊕BN-7621410-F	2	64, 76	56
BAE 6421410-A	Clear	2	64	57
BAE 6421410-B	Tinted - green	2	64	57
BAE 5621410-A	Clear	2	56	57/58
BAE 5621410-B	Tinted - green	2	56	57/58
BAE 5721410-A	Clear	2	57, 75	57/58
BAE 5721410-B	Tinted - green	2	57, 75	57/58
BAE 5821410-C	Clear	2	58	57/58
BAE 5821410-D	Tinted - green	2	58	57/58
BAE 7621410-A	Clear	2	63, 65, 76	57/58
BAE 7621410-B	Tinted - green	2	63, 65, 76	57/58
BAE 7721410-A	Clear	2	77	57/58
BAE 7721410-B	Tinted - green	2	77	57/58
BAE 6421410-C	Clear	2	64	58
BAE 6421410-D	Tinted - green	2	64	58
PB9M 5621410-A	Clear - ⊕1003833	2	56, 63, 76	59
PB9M 5621410-B	Tinted - green - ⊕1003832	2	56, 63, 76	59
PB9M 5721410-A	Clear - ⊕1003680	2	57, 77	59
PB9M 5721410-B	Tinted - green - ⊕1003682	2	57, 77	59
B9MB 5821410-A	Clear	2	58	59
B9MB 5821410-B	Tinted	2	58	59
B9MB 6421410-A	Clear	2	64	59
B9MB 6421410-B	Tinted	2	64	59
21412 GLASS (FRONT DOOR VENTILATOR WINDOW)				
BU 5721412-A	Clear	2	57	56
BU 5721412-B	Tinted - green	2	57	56
BV 5821412-B	Tinted - green	2	58	56
B5A 7021412-C	Clear - ⊕BN-7021412-C	2	70, 73, 79	56
B5A 7021412-D	Tinted - green - ⊕BN-7021412-D	2	70, 73, 79	56
B5A 7621412-B	Tinted - green - ⊕BN-7621412-B	2	64, 76	56
B5A 7621412-A	Clear - ⊕BN-7621412-A	2	64, 76	56
BAE 5721412-A	Clear	2	All except 58, 64	57/58
BAE 5721412-B	Tinted - green	2	All except 58, 64	57/58
BAE 6421412-A	Clear	2	58, 64	57/58
BAE 6421412-B	Tinted - green	2	58, 64	57/58
PB9M 5621412-A	Clear - ⊕1003811	2	All except 58, 64	59
PB9M 5621412-B	Tinted - green - ⊕1003816	2	All except 58, 64	59
PB9M 5821412-A	Clear - ⊕1003842	2	58, 64	59
PB9M 5821412-B	Tinted - green - ⊕1003843	2	58, 64	59
21414-5 WINDOW (FRONT DOOR VENTILATOR)				
BU 5721415-D	L. H. - less glass - rainshield - with drain trough (a)	1	57	56
BU 5821414-B	R. H. - less glass - rainshield (c)	1	58	56
BU 5821415-B	L. H. - less glass - rainshield (c)	1	58	56
BU 6421414-B	R. H. - less glass - rainshield - with drain trough (a, b)	1	64	56
BU 6421415-B	L. H. - less glass - rainshield - with drain trough (a, b)	1	64	56
	CONTINUED ON NEXT PAGE			

GROUP AND PART NUMBER	DESCRIPTION, SIZE, ETC.	NO. REQ'D	MODEL OR ENGINE CUBIC INCH DISPLACEMENT	YEAR 19_____
21414-5 WINDOW (FRONT DOOR VENTILATOR) CONTINUED				
BU 7021414-A	R. H. - less glass - rainshield - with drain trough	1	70, 73, 79	56
BU 7021415-A	L. H. - less glass - rainshield - with drain trough	1	70, 73, 79	56
BJ 7621414-A	R. H. - less glass - rainshield (a, b)	1	76	56
BJ 7621415-A	L. H. - less glass - rainshield (a, b)	1	76	56
BU 7621415-A	L. H. - less glass - rainshield - with drain trough (a, b)	1	76	56
31144-S	Screw-fill. hd. -1/4"-20 x 1-1/4"	2	b	
352158-S2	Screw-hex. hd. -5/16"-24 x 11/16"	4	c	
353669-S2	Nut-retainer assy.	2	a	
355748-S8	Screw-set-3/8"-24	2	b	
21448-9 WEATHERSTRIP (FRONT DOOR VENTILATOR WINDOW) FRONT				
BU 5721449-A	L. H. - rubber	1	57	56
BU 5821448-A	R. H. - rubber (a)	1	58	56
BU 5821449-A	L. H. - rubber (a)	1	58	56
B6A 7021449-A	L. H. - rubber - ⊕BJ-7021449-A	1	70, 73, 79	56
B6A 7621448-B	R. H. - rubber - ⊕BJ-7621448-A	1	64, 76	56
B6A 7621449-A	L. H. - rubber - ⊕BJ-7621449-A	1	64, 76	56
BAE 5721448-C	R. H. - rubber (b)	1	All except 58, 64	57/58
BAE 5721449-C	L. H. - rubber (b)	1	All except 58, 64	57/58
BAE 6421448-A	R. H. - rubber	1	58, 64	57/58
BAE 6421449-A	L. H. - rubber	1	58, 64	57/58
PB9M 5621448-A	R. H. - 3-3/4" long - from centerline of pivot to edge at top - ⊕1005316	1	All except 58, 64	59
PB9M 5821448-A	R. H. - 3-5/16" long - from centerline of pivot to edge at top - ⊕1005314	1	58, 64	59
PB9M 5821449-A	L. H. - 3-5/16" long - from centerline of pivot to edge at top - ⊕1005315	1	58, 64	59
COMB 6321449-A	L. H.	1	All except 58, 64	59
51550-S13	Screw-cr. rec. fill. hd. -No. 6-32 x 1/2"	8	b	
51563-S13	Screw-cr. rec. fill. hd. -No. 6-32 x 1/2"	6	b	
52050-S13	Screw-flat hd. cross rec. -No. 6-18 x 5/8"	2	a	
21450-1 WEATHERSTRIP (FRONT DOOR VENTILATOR WINDOW DIVISION BAR)				
B5A 7621450-A	Rubber - 12" long - ⊕BN-7621450-A (a)	1	64, 76	56
B5A 7621451-A	Rubber - 12" long - ⊕BN-7621451-A (a)	1	64, 76	56
BAE 6421450-B	13-7/16" long	2	58, 64	57/58
B9A 6421450-A	Rubber - 13" long - ⊕1005313	2	All	59
351909-S8	Rivet - 9/64" x 13/64"	8	a	
21452-3 WEATHERSTRIP (FRONT DOOR GLASS AT BELT) OUTER				
BV 5821452-A	17-25/32" long	2	58	56
B5A 6021452-D	R. H. - 25-51/64" long - ⊕BN-6021452-D	1	64, 76	56
B5A 6021453-D	L. H. - 25-51/64" long - ⊕BN-6021453-D	1	64, 76	56
B5A 7021452-B	R. H. - 23-51/64" long - remove clip for inner W/strip - ⊕BN-7021452-B	1	70	56
B5A 7021453-B	L. H. - 23-51/64" long - remove clip for inner W/strip - ⊕BN-7021453-B	1	70	56
BY 7321452-A	Front door glass at belt inside	1	57	56
B5A 7321452-B	R. H. - 16-31/32" long - remove clip for inner W/strip - ⊕BN-7321452-B	1	73, 79	56
B5A 7321453-B	L. H. - 16-31/32" long - remove clip for inner W/strip - ⊕BN-7321453-B	1	73, 79	56
CONTINUED ON NEXT PAGE				

GROUP AND PART NUMBER	DESCRIPTION, SIZE, ETC.	NO. REQ'D	MODEL OR ENGINE CUBIC INCH DISPLACEMENT	YEAR 19__
21452-3	WEATHERSTRIP (FRONT DOOR GLASS AT BELT) OUTER (CONTINUED)			
BAE 6421452-B	R.H. - outside with clips - 27-13/64" long	1	64	57
BAE 6521452-A	R.H. - outside with clips - 25-53/64" long	1	65	57
BAE 5721452-C	R.H. - outside with clips - 19-11/16" long	1	57, 77	57
		1	57A, 77A, C	58
BAE 5721453-C	L.H. - outside with clips - 19-11/16" long	1	57, 77	57
		1	57A, 77A, C	58
BAE 5821452-C	R.H. - outside with clips - 19-51/64" long	1	58	57/58
BAE 5821453-C	L.H. - outside with clips - 19-51/64" long	1	58	57/58
BAE 6321452-A	R.H. - outside with clips - 28-7/64" long	1	56, 63, 76	57
		1	56A, 63A, 76A	58
BAE 6321453-A	L.H. - outside with clips - 28-7/64" long	1	56, 63, 76	57
		1	56A, 63A, 76A	58
BAE 6421452-C	R.H. - outside with clips - 25-13/16" long	1	64	57/58
BAE 6421453-C	L.H. - outside with clips - 25-13/16" long	1	64	57/58
		1	56, 63, 65A, 76A, B, C	58
BAE 6521453-A	L.H. - outside with clips - 25-53/64" long	1	65	57
BAE 7521452-A	R.H. - outside with clips - 18-1/2" long	1	56, 63, 65A, 76A, B, C	58
		1	57, 75, 77	57
BAE 7521453-A	L.H. - outside with clips - 18-1/2" long	1	57B, C, 75, 77B, D	58
		1	57, 75, 77	57
BAE 5821452-C	R.H. - outside with clips - 18-7/16" long	1	57B, C, 75, 77B, D	58
		1	58	58
BAE 5821453-C	L.H. - outside with clips - 18-7/16" long	1	58	58
B9MB 5721452-A	R.H. - with clips - 24-3/8" long	1	57, 77	59
B9MB 5721453-A	L.H. - with clips - 24-3/8" long	1	57, 77	59
PB9M 5821452-A	R.H. - with clips - 22-5/8" long - \oplus 1002744	1	58	59
PB9M 5821453-A	L.H. - with clips - 22-5/8" long - \oplus 1002745	1	58	59
B9MB 6321452-A	R.H. - with clips - 27-37/64" long	1	56, 63, 76	59
B9MB 6321453-A	L.H. - with clips - 27-37/64" long	1	56, 63, 76	59
PB9M 6421452-A	R.H. - with clips - 27-15/16" long x 3/8" thick - \oplus 1002748	1	64	59
PB9M 6421453-A	L.H. - with clips - 27-15/16" long x 3/8" thick - \oplus 1002749	1	64	59

21456-7	WEATHERSTRIP (FRONT DOOR GLASS AT BELT) INNER			
BU 5721456-B	Approx. 19-11/32" long	2	57	56
B5A 7621456-A	24-1/8" long - \oplus BN-7621456-A	2	64, 76	56
BAE 5721456-B	R.H. - 18-7/16" long	1	57, 75, 77	57/58
BAE 5721457-B	L.H. - 18-7/16" long	1	57, 75, 77	57/58
BAE 5821456-B	R.H. - 18-11/16" long	1	58	57/58
BAE 5821457-B	L.H. - 18-11/16" long	1	58	57/58
BAE 6421456-B	R.H. - 26-1/16" long	1	64	57/58
BAE 6421457-B	L.H. - 26-1/16" long	1	64	57/58
BAE 7621456-B	R.H. - 18-7/16" long	1	56, 63, 65, 76	57/58
BAE 7621457-B	L.H. - 18-7/16" long	1	56, 63, 65, 76	57/58
PB9M 5621456-A	R.H. - less clips - 27-1/8" long - \oplus 1005246	1	56, 63, 76	59
PB9M 5621457-A	L.H. - less clips - 27-1/8" long - \oplus 1005247	1	56, 63, 76	59
PB9M 5721456-A	R.H. - less clips - 21-11/16" long - \oplus 1005242	1	57, 77	59
PB9M 5721457-A	L.H. - less clips - 21-11/16" long - \oplus 1005243	1	57, 77	59
PB9M 5821456-A	R.H. - less clips - 21-7/8" long - \oplus 1005244	1	58	59
PB9M 5821457-A	L.H. - less clips - 21-7/8" long - \oplus 1005245	1	58	59
PB9M 6421456-A	R.H. - less clips - 27-5/16" long - \oplus 1005248	1	64	59
PB9M 6421457-A	L.H. - less clips - 27-5/16" long - \oplus 1005249	1	64	59

GROUP AND PART NUMBER	DESCRIPTION, SIZE, ETC.	NO. REQ'D	MODEL OR ENGINE CUBIC INCH DISPLACEMENT	YEAR 19__
21458-9 CHANNEL (FRONT DOOR WINDOW GLASS)				
BU 5721458-C	R.H.	1	57	56
BU 5721459-C	L.H.	1	57	56
BV 5821458-A	R.H.	1	58	56
BV 5821459-A	L.H.	1	58	56
B5A 7021458-B	R.H. - ⊕BN-7021458-B	1	70	56
B5A 7321458-AJP	R.H. - ⊕BN-7321458-B	1	73, 79	56
B6A 7621458-B	R.H. - ⊕BJ-7621458-B	1	64, 76	56
B6A 7621459-B	L.H. - ⊕BJ-7621459-B	1	64, 76	56
BAE 7621459-A	L.H.	1	56, 63, 65, 76	57
BAE 5721458-A	R.H.	1	57, 75, 77	57/58
BAE 5721459-A	L.H.	1	57, 75, 77	57/58
BAE 5821458-A	R.H. - used with electric regulator	1	58	57/58
BAE 5821459-A	L.H. - used with electric regulator	1	58	57/58
BAE 5821458-B	R.H. - manual control	1	58	57/58
BAE 5821459-B	L.H. - manual control	1	58	57/58
BAE 6421458-A	R.H.	1	64	57/58
BAE 6421459-A	L.H.	1	64	57/58
BAE 7621458-B	R.H.	1	56, 63, 65, 76	57/58
BAE 7621459-B	L.H.	1	56, 63, 65, 76	57/58
PB9M 5721458-A	R.H. - ⊕1005284	1	57, 77	59
PB9M 5721459-A	L.H. - ⊕1005285	1	57, 77	59
B9MB 5821458-A	R.H.	1	58	59
B9MB 5821459-A	L.H.	1	58	59
B9MB 6321458-A	R.H.	1	56, 63, 76	59
B9MB 6321459-A	L.H.	1	56, 63, 76	59
B9MB 6421458-A	R.H.	1	64	59
B9MB 6421459-A	L.H.	1	64	59
21464 BRACKET (FRONT DOOR VENTILATOR WINDOW) UPPER PIVOT				
B5A 7621464-A	Chrome finish - ⊕BN-7621464-A	2	57, 58, 64, 76	56
21466-7 HINGE (DOOR VENTILATOR WINDOW) PIVOT ON GLASS FRAME				
B7A 6421466-A	R.H. - ⊕BAC-6421466-A	(a) 1	All	57/58
B7A 6421467-A	L.H. - ⊕BAC-6421467-A	(a) 1	All	57/58
52714-S8	Screw-pan hd. -No. 7-16 x 1/4"-for models 58, 64 only	4	a	
350085-S	Screw-oval hd. -No. 8-32 x 13/64"	4	a	
21478 STRIP (FRONT DOOR GLASS RETAINING) UPPER				
BN 7621478-A	NS-To be procured locally	2	All	56
21498-9 BRACKET (FRONT DOOR VENT WINDOW)				
BU 5721498-A	R.H. - 1-3/16" wide	(a, b) 1	57	56
BU 5721499-A	L.H. - 1-3/16" wide	(a, b) 1	57	56
BU 6421499-A	L.H.	(a, c) 1	64, 76	56
31144-S7	Screw-fill. hd. -1/4"-20 x 1-1/4"	2	c	
50584-S8	Screw-pan hd. cross rec. -1/4"-20 x 1-3/4"	2	b	
354666-S2	Screw-hex. hd. -No. 12-24 x 3/8"	2	a	
355819-S2	Screw & washer assy. -hex. hd. -No. 12-24 x 7/16"	AR	a	

GROUP AND PART NUMBER	DESCRIPTION, SIZE, ETC.	NO. REQ'D	MODEL OR ENGINE CUBIC INCH DISPLACEMENT	YEAR 19__
21508-9 RUN (FRONT DOOR GLASS) LOCKSIDE				
BU 5721508-C	R. H.	(b)	1 57	56
BU 5721509-C	L. H.	(b)	1 57	56
B6A 7621508-A	R. H. - ⊕BJ-7621508-A	(a, b)	1 64, 76	56
B6A 7621509-A	L. H. - ⊕BJ-7621509-A	(a, b)	1 64, 76	56
BAE 7621509-A	L. H.	(c)	1 56, 63, 65, 76	57
BAE 5721508-A	R. H.	(d)	1 57, 75, 77	57/58
BAE 5721509-A	L. H.	(d)	1 57, 75, 77	57/58
BAE 7621508-B	R. H.	(c)	1 56, 63, 65, 76	57/58
BAE 7621509-B	L. H.	(c)	1 56, 63, 65, 76	57/58
PB9M 5621508-A	R. H. - includes retainer - ⊕1003112		1 56, 63, 76	59
PB9M 5621509-A	L. H. - includes retainer - ⊕1003113		1 56, 63, 76	59
PB9M 5721508-A	R. H. - includes retainer - ⊕1003110		1 57, 77	59
PB9M 5721509-A	L. H. - includes retainer - ⊕1003111		1 57, 77	59
	20327-S8 Screw-hex. hd. -5/16"-24 x 3/8"		2 c, d	
	33923-S8 Nut-hex. -5/16"-24		2 c, d	
	34941-S7 Lockwasher-ext. tooth-5/16"		2 c, d	
	351318-S2 Washer-flat		4 c, d	
	353866-S8 Stud-1/4"-20 x 1-1/16"		2 b	
	355819-S8 Screw-hex. hd. -No. 12-24 x 3/8"		2 a	
	358869-S8 Screw-adjusting-5/16"-24		4 c	
	359939-S8 Screw-adjusting-1/4"-28 x 5/16"-24		4 d	
21510 WEATHERSTRIP (FRONT DOOR GLASS CHANNEL)				
B9A 5721510-A	Rubber - 28-27/32" long - cut to length for all models from B9A-5721510-A - ⊕1007355	AR	All	57/59
	Front door - 25-15/16" long	2	56, 63, 76	57/59
	Front door - 20-39/64" long	2	57, 77	57/59
	Front door - 20-17/64" long	2	58	57/59
	Front door - 25-21/32" long	2	64	57/59
	Rear door - 27-7/64" long	2	58	57/59
	Quarter window - 22" long	2	64	57/59
BAE 6421510-B	NS-rubber 24-29/32" long - cut to size - from B9A-5721510-A			
21512 CHANNEL (FRONT DOOR GLASS) GUIDE ARM ROLLER				
BU 5721512-A	R. H. - 15-9/16" long	(a)	1 57	56
	353866-S8 Stud-1/4"-20 x 1-1/16"		4 a	
21514 SUPPORT (FRONT DOOR GLASS RUN) LOWER LOCK SIDE				
B5A 6021514-B	⊕BN-6021514-B	(a)	2 64, 76	56
	355819-S8 Screw & washer assy. -hex. hd. -No. 12-24 x 7/16"		2 a	
21524 RIVET (FRONT DOOR VENTILATOR WINDOW DIVISION BAR WEATHERSTRIP)				
OA 7021524	Front door - also used on rear door on model 58	8	All	56/58
		8	All	59
21525 ROLLER (FRONT DOOR WINDOW GLASS FRAME) LOCK SIDE				
B5A 6021525-A	⊕BN-6021525-A		4 64, 76	56
21538-9 RUN & BRACKET (FRONT DOOR VENTILATOR WINDOW DIVISION BAR GLASS)				
BAE 5821538-A	R. H.		1 58, 64	57/58
BAE 5821539-A	L. H.		1 58, 64	57/58
PB9M 5621538-A	30-7/8" long - ⊕1003114		2 All	59

GROUP AND PART NUMBER	DESCRIPTION, SIZE, ETC.	NO. REQ'D	MODEL OR ENGINE CUBIC INCH DISPLACEMENT	YEAR 19
21546 RUN (FRONT DOOR VENTILATOR WINDOW DIVISION BAR GLASS)				
BU 5721546-A	29-11/32" long (a)	2	57	56
BV 5821546-B	31-13/16" long (a)	2	58	56
B5A 7021546-C	30-15/32" long - ⊕BN-7021546-C (a)	2	70, 73, 79	56
B5A 7621546-A	30-43/64" long - ⊕BN-7621456-A (a)	2	64, 76	56
351909-S8	Rivet-pan hd. -9/64" x 13/64"	2	a	
21550 RUN (FRONT DOOR GLASS)				
BV 5821550-A	30-9/32" long	2	58	56
B5A 7021550-B	54-9/16" long - ⊕BN-7021550-B	2	70	56
B5A 7321550-B	50-17/64" long - ⊕BN-7321550-B (a)	2	73, 79	56
BAE 5821550-A	30-3/4" long	2	58	57/58
BAE 6421550-A	32-9/16" long	2	64	57/58
BAC 5821550-A	Use on rear door - pillar side - 28-1/16" long	2	58	59
PB9M 5821550-A	Rear of front door - 30-1/8" long - ⊕1009582	2	58	59
PB9M 6421550-A	NS-Rear of front door - cut from B9A-7125766-A - 29-3/16" long - ⊕1009583	2	64	59
42735-S8	Screw & washer assy. -hex. hd. -No.12-24 x 1/2"	2	a	
21592 COVER (FRONT DOOR LOWER GLASS RUN ACCESS HOLE)				
BAE 5821592-A	Steel (a)	2	57, 58, 75, 77	57/58
52711-S13	Screw-pan hd. cr. rec. -No.4-24 x 1/4"	4	a	
21596 RUN (FRONT DOOR GLASS) TOP				
BV 5821596-A	18-17/64" long	2	58	56
BAE 5821596-A	18-1/8" long	2	58	57/58
BAE 6421596-A	25-9/16" long	2	64	57/58
PB9M 5821596-A	22-5/16" long - ⊕1009580	2	58	59
PB9M 6421596-A	27-41/64" long - ⊕1009581	2	64	59
21604-5 WINDOW (FRONT DOOR VENT)				
BAF 5721604-A	R.H. - less glass and handle (a)	1	All except 58, 64, 76	57/58
BAF 5721605-A	L.H. - less glass and handle (a)	1	All except 58, 64, 76	57/58
BAE 6421604-B	R.H. - less glass and handle (b)	1	58, 64	57/58
BAE 6421605-B	L.H. - less glass and handle (b)	1	58, 64	57/58
BAF 7621604-A	R.H. - less glass and handle (a)	1	76	57/58
BAF 7621605-A	L.H. - less glass and handle (a)	1	76	57/58
B9MB 5721604-B	R.H. - less glass and handle	1	All except 58, 64	59
B9MB 5721605-A	L.H. - less glass and handle	1	All except 58, 64	59
34079-S8	Nut-hex. -No.10-32	8	b	
34941-S7	Lockwasher-ext. tooth-5/16"	2	b	
34952-S7	Washer-c/sunk-ext. tooth-No.10	8	b	
50388-S13	Screw-oval hd. cr. rec. -No.10-32 x 3/8"	8	b	
354666-S2	Screw-hex. hd. -No.12-24 x 3/8"	2	a	
357261-S2	Nut-retainer-5/16"-24	2	b	
359030-S8	Screw-set-3/8"-24 x 1-3/16"	4	a	
21608-9 FRAME (FRONT DOOR VENTILATOR WINDOW)				
BAE 6421608-A	R.H. - less handle (a)	1	58, 64	57/58
BAE 6421609-A	L.H. - less handle (a)	1	58, 64	57/58
BAE 5721608-A	R.H. - less handle (a)	1	All except 58, 64	58
BAE 5721609-A	L.H. - less handle (a)	1	All except 58, 64	58
B9MB 5721608-A	R.H. - less glass and handle	1	All except 58, 64	59
B9MB 5721609-A	L.H. - less glass and handle	1	All except 58, 64	59
B9MB 6421608-A	R.H. - less glass and handle	1	58, 64	59
B9MB 6421609-A	L.H. - less glass and handle	1	58, 64	59
359362-S8	Screw-socket hd. -No.8-32 x 3/8"-to adjust friction of bushing-BAF-5722960-A	2	a	

GROUP AND PART NUMBER	DESCRIPTION, SIZE, ETC.	NO. REQ'D	MODEL OR ENGINE CUBIC INCH DISPLACEMENT	YEAR 19__
21645 RETAINER (FRONT DOOR OUTSIDE FRONT MOULDING)				
PB9M 5621645-A	Steel - @1013526	2	All	59
21662 LINK (FRONT DOOR LOCK REMOTE CONTROL BELLCRANK TO LOCK)				
PB9M 5621662-A	8-3/8" long - @1011359	2	56,63,64,76	59
21710 ROD (DOOR LOCK CONTROL TO CYLINDER)				
PB9M 5621710-A	2-5/8" long - @1012595	2	56,63,64,76	59
21728 BRACKET (FRONT DOOR WINDOW GLASS RUN) LOWER				
PB9M 5621728-A	Front door - @1007651	4	All	59
	Rear door	2	57,77	59
21756 STOP (FRONT DOOR WINDOW) UPPER				
B9MB 5721756-A	Front door - (2) for R. H. and (2) for L. H.	4	All except 58,64	59
	Rear door - (1) for R. H. and (1) for L. H.	2	57,77	59
21758 STOP (DOOR WINDOW) LOWER				
BAJ 5821758-A		(a) 2	58	56
BAE 6421758-B	Front door - also used on rear door for model 58	(a) 2	All	57/58
COMB 6421758-A	Front door	2	All	59
	Rear door	2	57,58,77	59
60882-S8	NS-rivet-3/16" x 3/16"-oval hd. solid-to attach BAE-7621760-A-bracket-procure locally	1	a	
354666-S2	Screw-hex. washer hd. -No. 12-24 x 3/8"	4	a	
354666-S2	Screw and washer-No. 12-24 x 3/8"-to attach stop assy. -BAE-6421758-B	4	a	
21760 BRACKET (FRONT DOOR WINDOW STOP) LOWER				
B5A 7021760-A	@BN-7021760-A	(a) 2	64, 70, 73, 76, 79	56
BH 7621760-A	Front door	(a) 2	56A, 57A, 63, 65, 75, 76B	57/58
BAE 7621760-A		(a) 2	All except 58, 64	57/58
60882-S8	NS-rivet-3/16" x 3/16"-oval hd. solid-to attach BAE-7621760-A-bracket-procure locally	1	a	
354666-S2	Screw-hex. washer hd. -No. 12-24 x 3/8"	4	a	
21768 STOP (REAR DOOR WINDOW) UPPER				
BY 7621768-A	Rear	(a) 2	All except 58, 64	57/58
21770 STOP (FRONT DOOR WINDOW) UPPER				
B5A 6021770-B	1" wide - @BN-6021770-B	(a) AR	57, 64, 76	56
BAE 7621770-B	Front	(b) 2	All except 58, 64	57/58
354666-S2	Screw and washer-No. 12-24 x 3/8"	4	b	
355819-S8	Screw & washer assy. -hex. hd. -No. 12-24 x 7/16"	4	a	
21774-5 BUMPER (FRONT DOOR GLASS RUN HINGE UPPER SIDE)				
B5A 6021774-B	R. H. - @BN-6021774-B	1	76	56
B5A 6021775-B	L. H. - @BN-6021775-B	1	76	56
B6A 6421774-A	@BJ-6421774-A	2	64	56
B7A 7621774-A	Door glass run hinge upper side - @BAC-7621774-A	(a) 2	All except 58, 64	57/59
63288-S13	NS-rivet-oval hd. tubular-3/32"	2	a	
21782 PLATE (FRONT & REAR DOOR WINDOWS UPPER STOP ANCHOR)				
B9MB 5721782-A	Front door - (2) for R. H. and (2) for L. H.	4	All except 58,64	59
	Rear doors - (1) for R. H. and (1) for L. H.	2	57,77	59
21808 ESCUTCHEON (DOOR LOCK CONTROL KNOB)				
PB7M 6421808-A	Front door - also used on rear door	2	All	57

GROUP AND PART NUMBER	DESCRIPTION, SIZE, ETC.	NO. REQ'D	MODEL OR ENGINE CUBIC INCH DISPLACEMENT	YEAR 19
21812-3 LOCK (FRONT DOOR)				
B6A 5721812-B	R.H. - ⊕BJ-5721812-B	(a) 1	57	56
B6A 5721813-B	L.H. - ⊕BJ-5721813-B	(a) 1	57	56
B6A 7021812-B	R.H. - ⊕BJ-7021812-B	(a) 1	All except 57	56
B6A 7021813-B	L.H. - ⊕BJ-7021813-B	(a) 1	All except 57	56
B7A 7021812-A	R.H. - ⊕BAC-7021812-A	1	All	57/58
B7A 7021813-A	L.H. - ⊕BAC-7021813-A	1	All	57/58
COMB 5821812-A	R.H.	1	57,58,77	59
COMB 5821813-A	L.H.	1	57,58,77	59
B9A 6421812-A	R.H. - ⊕B9AB-6421812-B	1	All except 57,58,77	59
B9A 6421813-A	L.H. - ⊕B9AB-6421813-B	1	All except 57,58,77	59
353908-S7	Screw & washer assy. -flat hd. -No.12-24 x 7/16"	6	a	
21818-9 REMOTE CONTROL (FRONT DOOR LOCK)				
BU 5721818-A	R.H.	(a) 1	57	56
BU 5721819-A	L.H.	(a) 1	57	56
BV 5821818-B	R.H.	(a) 1	58	56
BV 5821819-B	L.H.	(a) 1	58	56
B5A 7021818-B	R.H. - ⊕BN-7021818-B	(a) 1	64,70,76	56
B5A 7021819-B	L.H. - ⊕BN-7021819-B	(a) 1	64,70,76	56
B5A 7321818-B	R.H. - ⊕BN-7321818-B	(a) 1	58,73,79	56
B5A 7321819-B	L.H. - ⊕BN-7321819-B	(a) 1	58,73,79	56
BAF 5721818-C	R.H.	1	All	57/58
BAF 5721819-C	L.H.	1	All	57/58
PB9M 5621818-A	R.H. - front door - less link - ⊕1010940	1	All	59
	R.H. - rear door - less link	1	57,58,77	59
PB9M 5621819-A	L.H. - front door - less link - ⊕1010941	1	All	59
	L.H. - rear door - less link	1	57,58,77	59
355819-S8	Screw & washer assy. -hex. hd. -No.12-24 x 7/16"	6	a	
21830-1 KNOB (FRONT DOOR LOCK CONTROL)				
BU 7021830-A	Plastic	2	57B,58B,64C,64D,70,73,79	56
BAE 6421830-B	R.H. - (1) for rear door	(a) AR	All	57/58
BAE 6421831-B	L.H. - (1) for rear door	(a) AR	All	57/58
PB9M 5621830-A	Front door - plastic - ⊕1003322	2	All except 57C,63C,76C	59
	Rear door	2	57A,B,58,77	59
PB9M 5721830-A	Front door - chrome plate - ⊕1007125	2	57C,63C,76C	59
	Rear door	2	57C	59
370165-S	Screw	4	a	
21850 KNOB (FRONT DOOR LOCKING CONTROL ROD)				
OH 7321850	Chrome finish	2	57A,58A,64A,76B	56
21852-3 ROD (FRONT DOOR LOCK PUSH BUTTON)				
BAE 6421852-B	R.H.	1	All	57/58
BAE 6421853-B	L.H.	1	All	57/58
PB9M 5621852-A	R.H. - 12" long - ⊕1003072	1	56,63,64,76	59
PB9M 5621853-A	L.H. - 12" long - ⊕1003073	1	56,63,64,76	59
21872-3 SPRING (FRONT DOOR LOCK TOGGLE)				
B6A 7021872-A	R.H. - ⊕BJ-7021872-A	1	All	56
B6A 7021873-A	L.H. - ⊕BJ-7021873-A	1	All	56
21878-9 PLATE (FRONT DOOR LOCK MOUNTING)				
BV 5821878-B	R.H.	(a) 1	57,58	56
BV 5821879-B	L.H.	(a) 1	57,58	56
353908-S7	Screw & washer assy. -flat hd. -No.12-24	8	a	

GROUP AND PART NUMBER	DESCRIPTION, SIZE, ETC.	NO REQ'D	MODEL OR ENGINE CUBIC INCH DISPLACEMENT	YEAR 19__
21910 SPRING (FRONT DOOR LOCK REMOTE CONTROL)				
8A 7021910-C	Front door - steel - (3) coils	2	All	56/59
	Rear door	2	57,58,77	59
21914 LINK (FRONT DOOR LOCK REMOTE CONTROL)				
PB9M 5621914-A	Front door - 26-19/32" long - @1009595	2	56,63,64,76	59
	Rear door	2	57,58,77	59
PB9M 5721914-A	18-7/8" long - @1009600	2	57,58,77	59
21928 LINK (FRONT DOOR LOCK CONTROL)				
BAE 5821928-A	18-9/16" long	4	57,58,75,77	57/58
B7A 6421928-A	26-3/4" long - @BAC-6421928-A	4	56,63,64,65,76	57/58
PB9M 5621928-A	4-5/8" long - @1010524	2	56,63,64,76	59
21942-3 COVER & SPRING KIT (FRONT DOOR LOCK CYLINDER)				
B2A 7021942-A	R. H. - @CPA-7021942-B	1	All	56/58
B2A 7021943-A	L. H. - @CPA-7021943-B	1	All	56/58
21952 CLIP (FRONT DOOR LOCK ROD)				
B5A 7021952-A	@BN-7021952-A	2	All	56
BAE 6421976-A	Retainer - front door	2	All	57
B9A 6421952-A	R. H. - also used on rear door - @BAE-6421938-A	1	All	57/58
B9A 6421952-B	L. H. - also used on rear door - @BAE-6421939-A	1	All	57/58
B9AB 6421952-A	Front door	AR	All	57/58
	Rear door	AR	57,58,75,77	57/58
	Tailgate	AR	56,77	58
	Front door	2	All	59
	Rear door	2	57,58,77	59
	Tailgate	1	56,77	59
21953 ADAPTOR (FRONT DOOR LOCK CYLINDER)				
BC 7921953-B		2	79	56
21954-5 CLIP (FRONT DOOR LOCK ACTUATING ROD)				
BAD 7021954-A	R. H. - also used on carburetor	3	All	57/58
BAD 7021955-A	L. H. - also used on carburetor	3	All	57/58
PB9M 5721954-A	R. H. - @1014488	1	57,58,77	59
PB9M 5721955-A	L. H. - @1014489	1	57,58,77	59
B9AB 6421954-A	(1) for R. H. and (1) for L. H.	2	All	59
21960 ESCUTCHEON (DOOR LOCK CONTROL KNOB)				
BAE 6421960-B	Front door - also used on rear door	2	All	58
21970-1 LEVER (DOOR LOCK OPERATING)				
BAA 4021971-A	To be used with BV-3687-A lock set and BV-7021984-5-A lock cylinder assembly - with keys - where variations are encountered in models BU-57A and B	2	57	56
B7A 7021970-A	R. H. - @BAC-7021970-A	1	All	57/58
B7A 7021971-A	L. H. - @BAC-7021971-A	1	All	57/58
21984-5 CYLINDER (FRONT DOOR LOCK) WITH KEYS				
BV 7021984-A	R. H.	1	All	56
BV 7021985-A	L. H.	1	All	56
BAF 6421984-A	R. H.	1	All except 77B	57/58
BAF 6421985-A	L. H.	1	All except 77B	57/58
BAF 7721984-B	R. H.	1	77B	57/58
BAF 7721985-B	L. H.	1	77B	57/58

GROUP AND PART NUMBER	DESCRIPTION, SIZE, ETC.	NO. REQ'D	MODEL OR ENGINE CUBIC INCH DISPLACEMENT	YEAR 19__
21988 SPRING (TAILGATE LOCK PAWL)				
OA 7021988	Steel	2	56, 77	57/59
21999 GROMMET (DOOR LOCK KNOB)				
8M 7221999	Rubber	2	All	56
B9MB 5721999-A	Nylon - used on cars built after 3-2-59			
	Front door	2	57C, 63C, 76C	59
	Rear door	2	57C	59
PB9M 5721999-A	Nylon - used on cars built prior to 3-2-59 - ⊕1017111			
	Front door	2	57C, 63C, 76C	59
	Rear door	2	57C	59
22006-7 SPRING (FRONT DOOR LOCK CYLINDER KEY HOLE COVER)				
BA 7022006-A	R.H.	1	All	56/58
BA 7022007-A	L.H.	1	All	56/58
22008-9 PLATE (DOOR LOCK STRIKER)				
B7S 4022008-A	R.H. - assembly - ⊕BJ-7022008-B	(a) 1	All	56
B7S 4022009-A	L.H. - assembly - ⊕BU-7022009-A	(a) 1	All	56
B7A 7022008-A	R.H. - also used on rear door - ⊕BAC-7022008-A	(b) 1	All	57/58
	L.H. - also used on rear door - ⊕BAC-7022009-A	(b) 1	All	57/58
B9A 6422008-A	R.H. - front door - ⊕B9AB-6422008-A	1	All	59
	R.H. - rear door	1	57, 58, 77	59
B9A 6422009-A	L.H. - front door - ⊕B9AB-6422009-A	1	All	59
	L.H. - rear door	1	57, 58, 77	59
354962-S8	Screw-flat hd. -5/16"-24 x 1-1/8"	6	a	
354963-S8	Screw-flat hd. -5/16"-24 x 1-5/16"	6	b	
358754-S8	Screw-flat hd. -5/16"-24 x 1-9/16"	6	b	
22014-5 PLATE (DOOR LOCK STRIKER AUXILIARY)				
B7S 4022014-A	R.H. - auxiliary - ⊕BU-7022014-B	(a) 1	All	56
B7S 4022015-A	L.H. - auxiliary - ⊕BU-7022015-B	(a) 1	All	56
B7A 7022014-A	R.H. - also used on rear door - ⊕BAC-7022014-A	(b) 1	All	57/58
	L.H. - also used on rear door - ⊕BAC-7022015-A	(b) 1	All	57/58
B9A 6422014-A	R.H. - front door - ⊕1006362	1	All	59
	R.H. - rear door	1	57, 58, 77	59
B9A 6422015-A	L.H. - front door - ⊕1006363	1	All	59
	L.H. - rear door	1	57, 58, 77	59
354962-S8	Screw-flat hd. -5/16"-24 x 1-1/8"	6	a	
354963-S8	Screw-flat hd. -5/16"-24 x 1-5/16"	6	b	
358754-S8	Screw-flat hd. -5/16"-24 x 1-9/16"	6	b	
22021 RETAINER (FRONT DOOR LOCK STRIKER ANCHOR PLATE)				
BAE 5822021-A	Front door	1	57, 58, 75, 77	57/58
B7A 7022021-A	Also used on rear doors - ⊕BAC-7022021-B	2	56, 63, 64, 65, 76	57/58
22023 RETAINER (FRONT DOOR LOCK CYLINDER)				
ED-BU 5722023-A	1-13/16" long	2	57	56
B5A 7022023-A	2-3/16" long - ⊕BN-7022023-A	2	All except 57	56
B7A 7022023-A	⊕BAC-7022023-A	2	All except 77B	57/58
B7A 7922023-A	⊕BAC-7922023-A	2	77B	57/58

GROUP AND PART NUMBER	DESCRIPTION, SIZE, ETC.	NO. REQ'D	MODEL OR ENGINE CUBIC INCH DISPLACEMENT	YEAR 19__
22024 PLATE (FRONT DOOR LOCK STRIKER ANCHOR)				
B6A 7022024-A	⊕BJ-7022024-A	2	All except 64, 76	56
B6A 7622024-A	⊕BN-7622024-A	2	64, 76	56
BAE 5822024-A	Front door	2	57, 58, 75, 77	57/58
B7A 7022024-A	Also used on rear door - ⊕BAC-7022024-A	2	56, 63, 64, 65, 76	57/58
22040 INSERT (DOOR LOCK STRIKER PLATE)				
B7S 4022040-A	Used with BU-7022008-9 - ⊕BU-7022040-A	2	All	56
B7A 7022040-A	Also used for rear door - ⊕BAC-7022040-A	2	All	57/58
B9A 6422040-A	Front door - ⊕1006361	2	All	59
	Rear door	2	57, 58, 77	59
22042 PAD (FRONT DOOR LOCK CYLINDER)				
BA 7922042-A	Rubber	2	79C	56
22058 SHIM (DOOR LOCK STRIKER PLATE)				
B5A 7022058-A	⊕BN-7022058-A	2	All	56
B7A 7022058-A	Also used on rear door	AR	All	57/58
B9AB 6422058-A	Steel	AR	All	59
22062-3 PLATE & BELLCRANK (FRONT DOOR LOCK REMOTE CONTROL)				
PB9M 5622062-A	R. H. - ⊕1009826	1	56, 63, 64, 76	59
PB9M 5622063-A	L. H. - ⊕1009827	1	56, 63, 64, 76	59
22075 SPRING (FRONT DOOR LOCK OPERATING LEVER RETAINER)				
B7A 7022075-A	Music wire - (5) coils - ⊕BAAA-8122075-A	2	All	56/58
22200-1 FRAME AND RUN (FRONT DOOR GLASS)				
BV 5822200-C	R. H. - with glass run (a)	1	58	56
BV 5822201-C	L. H. - with glass run (a)	1	58	56
	42904-S8 Screw & washer assy. -hex. hd. -1/4"-28 x 5/8"	6	a	
	50383-S8 Screw-oval hd. cross rec. -No. 10-32 x 1/4"	2	a	
22204-5 RETAINER & BAR (FRONT DOOR VENTILATOR WINDOW)				
BAE 6422204-A	R. H.	1	58, 64	57/58
BAE 6422205-A	L. H.	1	58, 64	57/58
22206-7 FRAME (FRONT DOOR VENTILATOR WINDOW) LESS GLASS				
BU 5722206-B	R. H. - with drain trough	1	57	56
BU 5722207-B	L. H. - with drain trough	1	57	56
BU 5822206-A	R. H. - with drain trough	1	58	56
BU 5822207-A	L. H. - with drain trough	1	58	56
BU 7022206-A	R. H. - with drain trough	1	70, 73, 79	56
BN 7022207-A	L. H.	1	70, 73, 79	56
BU 7622206-A	R. H.	1	64, 76	56
BU 7622207-A	L. H. - with drain trough	1	64, 76	56
22215 SPACER (DOOR VENT WINDOW FRAME)				
COMB 6422215-A		AR	All	59

GROUP AND PART NUMBER	DESCRIPTION, SIZE, ETC.	NO. REQ'D	MODEL OR ENGINE CUBIC INCH DISPLACEMENT	YEAR 19____
22220-1 FRAME (FRONT DOOR GLASS)				
B6A 5722220-A	R.H. - ⊕BJ-5722220-A	1	57	56
B6A 5722221-A	L.H. - ⊕BJ-5722221-A	1	57	56
B6A 6422220-B	R.H. - ⊕BJ-6422220-B	1	64	56
B6A 6422221-B	L.H. - ⊕BJ-6422221-B	1	64	56
B5A 7622220-C	R.H. - ⊕BN-7622220-C	1	76	56
B5A 7622221-C	L.H. - ⊕BN-7622221-C	1	76	56
BAE 7622220-A	R.H.	(a) 1	63, 65, 76	57
BAE 7622221-A	L.H.	(a) 1	63, 65, 76	57
BAE 5622220-B	R.H.	(a) 1	56	57/58
BAE 5622221-B	L.H.	(a) 1	56	57/58
BAE 5722220-A	R.H.	(a) 1	57, 75	57/58
BAE 5722221-A	L.H.	(a) 1	57, 75	57/58
BAE 5822220-B	R.H. - chrome finish	(b) 1	58	57/58
BAE 5822221-B	L.H. - chrome finish	(b) 1	58	57/58
BAE 5822220-AP	R.H. - in prime	(b) 1	58	57/58
BAE 5822221-AP	L.H. - in prime	(b) 1	58	57/58
BAE 6422220-AP	R.H.	(b) 1	64	57/58
BAE 6422221-AP	L.H.	(b) 1	64	57/58
BAE 7722220-A	R.H.	(a) 1	77	57/58
BAE 7722221-A	L.H.	(a) 1	77	57/58
BAE 7622220-B	R.H.	(a) 1	63, 65, 76	58
BAE 7622221-B	L.H.	(a) 1	63, 65, 76	58
PB9M 5622220-A	R.H. - rustless steel - ⊕1005268	1	56, 63, 76	59
PB9M 5622221-A	L.H. - rustless steel - ⊕1005269	1	56, 63, 76	59
PB9M 5722220-A	R.H. - rustless steel - ⊕1005272	1	57, 77	59
PB9M 5722221-A	L.H. - rustless steel - ⊕1005273	1	57, 77	59
20327-S8	Screw-hex. hd. -5/16"-24 x 5/8"	AR	b	
34095-S8	Nut-plain-1/4"-20	2	b	
34553-S8	Nut-hex. -5/16"-24-use only on models 58A, 64	2	b	
34941-S7	Lockwasher-5/16"	AR	b	
44726-S8	Washer-flat-3/8"	2	b	
358634-S8	Screw-flat hd. -No. 10-12 x 3/8"	4	a	
22248-9 FRAME & VENTILATOR WINDOW (FRONT DOOR) LESS GLASS & HANDLE				
B9MB 5822248-BP	R.H.	1	58	59
B9MB 5822249-BP	L.H.	1	58	59
B9MB 6422248-CP	R.H.	1	64	59
B9MB 6422249-CP	L.H.	1	64	59
22285 BUTTON (FRONT DOOR WINDOW FRAME BOLT ACCESS LOWER PLUG)				
BAE 6422285-A	Chrome	2	56, 63, 64A, 65, 76	57/58
B7A 6422285-A	⊕BAC-6422285-A	2	56, 63, 64, 65, 76	57/58
22286 BUTTON (FRONT DOOR WINDOW FRAME BOLT ACCESS HOLE PLUG)				
BV 5822286-B		4	58	56
B7A 6422286-A	Front door - for 7/8" access hole - also used on rear door - ⊕BAC-6422286-A	2	56, 63, 64, 65, 76	57/58
BAE 6422286-A	Chrome finish	2	56, 63, 64, 65, 76	57/58
22298 BAR (DOOR VENT WINDOW DIVISION)				
PB9M 5622298-A	Rustless steel - 15-53/64" long - ⊕1007754	2	All	59
22320-1 BAR & WEATHERSTRIP (FRONT DOOR VENT WINDOW DIVISION)				
BAF 5722320-A	R.H.	1	All except 58, 64A	57/58
BAF 5722321-A	L.H.	1	All except 58, 64A	57/58
22381 ROD (FRONT DOOR LOCK ACTUATING)				
PB9M 5722381-A	⊕1011588	2	57, 58, 77	59

GROUP AND PART NUMBER	DESCRIPTION, SIZE, ETC.	NO. REQ'D	MODEL OR ENGINE CUBIC INCH DISPLACEMENT	YEAR 19__
22384-5 LEVER (FRONT DOOR LOCK ACTUATING ROD)				
B9MB 5722384-A	R. H.	1	57,58,77	59
B9MB 5722385-A	L. H.	1	57,58,77	59
22400-1 HANDLE ASSEMBLY (FRONT DOOR OUTSIDE)				
BU 7622400-A	R. H. - with cast flange - also with pin	1	64A, 76	56
BU 7622401-A	L. H. - with cast flange - also with pin	1	64A, 76	56
22404-5 HANDLE (FRONT & REAR DOOR OUTSIDE) LESS BUTTON & GUIDE				
BAE 6422404-A	R. H. - handle only - front door (a)	1	All	57/58
BAE 6422405-A	L. H. - handle only - front door (a)	1	All	57/58
PB9M 5622404-A	R. H. - front door - has (2) mounting studs - ⊕1012586	1	All	59
PB9M 5622405-A	L. H. - front door - has (2) mounting studs - ⊕1012587	1	All	59
PB9M 5722404-A	R. H. - rear door - used on cars built prior to 3-16-59 - ⊕1012596	1	57,58,77	59
B9MB 5821734-A	R. H. - front door	1	All	59
B9MB 5821735-A	L. H. - front door	1	All	59
B9MB 5821734-B	R. H. - front door - has (3) mounting studs	1	All	59
B9MB 5821735-B	L. H. - front door - has (3) mounting studs	1	All	59
50857-S8	Screw and washer assy. -No. 10-32 x 1-1/8"	2	a	
50930-S8	Screw and washer assy. -No. 10-32 x 1/2"	2	a	
22406-7 HANDLE (FRONT DOOR OUTSIDE)				
BV 5822406-A	R. H. - less pin (b)	1	57, 58	56
BV 5822407-A	L. H. - less pin (b)	1	57, 58	56
BV 7022406-A	R. H. - less pin (a)	1	All except 57, 58	56
BV 7022407-A	L. H. - less pin (a)	1	All except 57, 58	56
34079-S7	Nut-hex. -No. 10-32	2	a	
34903-S8	Lockwasher-No. 10	2	b	
42802-S8	Screw & washer assy. -pan hd. -No. 10-32 x 1-1/2"	2	a	
50535-S8	Screw-pan hd. cross rec. -No. 10-32 x 3/4"	2	b	
22408 BUTTON & LOCK CYLINDER (FRONT DOOR OUTSIDE HANDLE) WITH KEYS				
PB9M 5622408-A	Front doors only - ⊕1013018 (2) B9A-7343-B bushings used to prevent button and lock cylinder from entering door handle too far	2	All	59
22428 PAD (DOOR OUTSIDE HANDLE) LARGE				
BV 5822428-A	Vynylite	2	57, 58	56
BV 7022428-A	Vynylite	2	All except 57, 58, 64A, 76	56
BU 7622428-A	Vynylite	2	64A, 76	56
BAE 6422428-A	Vynylite - front door	2	All	57/58
PB9M 5622428-A	Front door - rubber - used on cars built prior to 3-16-59 - ⊕1012604	2	All	59
	Rear door	2	57,58,77	59
B9MB 6422428-A	Front door - rubber - used on cars built after 3-16-59	2	All	59
	Rear door	2	57,58,77	59
22438 PIN (FRONT DOOR OUTSIDE HANDLE RELEASE)				
OA 7022438	Used on rear doors only	2	57, 58	56
BD 7622438-A		2	57, 58	56

GROUP AND PART NUMBER	DESCRIPTION, SIZE, ETC.	NO. REQ'D	MODEL OR ENGINE CUBIC INCH DISPLACEMENT	YEAR 19__
22442-3 RETAINER (FRONT DOOR OUTSIDE HANDLE BUTTON)				
BAE 6422442-B	R.H. - front door - also used on rear door (a)	1	All	57/58
BAE 6422443-B	L.H. - front door - also used on rear door (a)	1	All	57/58
B9AB 6422442-A	R.H.	1	All	59
B9AB 6422443-A	L.H.	1	All	59
50802-S	Screw and washer-No. 6-32 x 3/8"	2	a	
22448 PAD (DOOR OUTSIDE HANDLE) SMALL				
BV 5822448-A	Vynylite	2	57, 58	56
BV 7022448-A	Vynylite	2	All except 57, 58	56
BAE 6422448-A	Vynylite - front door	2	All	57/58
PB9M 5622448-A	Front door - ⊕1003337	2	All	59
	Rear door	2	57, 58, 77	59
22454 BUTTON GUIDE (FRONT DOOR HANDLE) OUTSIDE				
BV 7022454-A	Chrome finish	2	All	56
22459 RETAINER (FRONT DOOR OUTSIDE HANDLE PUSH BUTTON) FRONT & REAR				
BC 7022459-A	Zinc die cast	2	All	56
22462 SPRING (FRONT DOOR OUTSIDE HANDLE PUSH BUTTON)				
BA 7022462-A		2	All	56
BAF 6422462-A	Front door	2	All	57/58
	Rear door	2	57, 58, 75, 77	57/58
B9AB 6422462-A	Front door - 2-5/64" long - (7) coils	2	All	59
B7A 7022462-A	Rear door - ⊕BAC-7022462-A	2	57, 58, 77	59
22478-9 SEAL (DOOR OUTSIDE HANDLE PUSH BUTTON)				
BC 7022478-A	Used on tail gate only	1	79	56
BAE 6422478-A	R.H. - front door - also used on rear door	1	All	57/58
BAE 6422479-A	L.H. - front door - also used on rear door	1	All	57/58
PB9M 5622478-A	Front door - rubber - ⊕1011541	2	All	59
	Rear door	2	57, 58, 77	59
22486 PLATE (DOOR OUTSIDE HANDLE)				
B9MB 6422486-D	Front and rear doors - (2) R.H. and (2) L.H. (a)	4	All	59
52720-S8	Screw-8-15 x 1/2"	2	a	
22600 HANDLE (DOOR INSIDE)				
B7A 7622600-A	Chrome finish - ⊕BV-7022600-B (2) for front doors and (2) for rear doors (a)	AR	All	56/58
PB9M 5622600-A	Front door - ⊕1003338	2	All	59
	Rear door	2	57, 58, 77	59
357550-S	Retainer-spring	2	a	
22618 ESCUTCHEON (INSIDE HANDLE)				
BC 7622618-A	Front door - chrome finish	2	64, 76	56
	Quarter window	2	76	57/58
22620 ESCUTCHEON (FRONT DOOR INSIDE HANDLE)				
BAE 6522620-C	Aluminum - gold dyed - also used on rear doors	AR	65, 75	57
BAF 6522620-B	Chrome - also used on rear doors	AR	57C, 63C, 76C	58

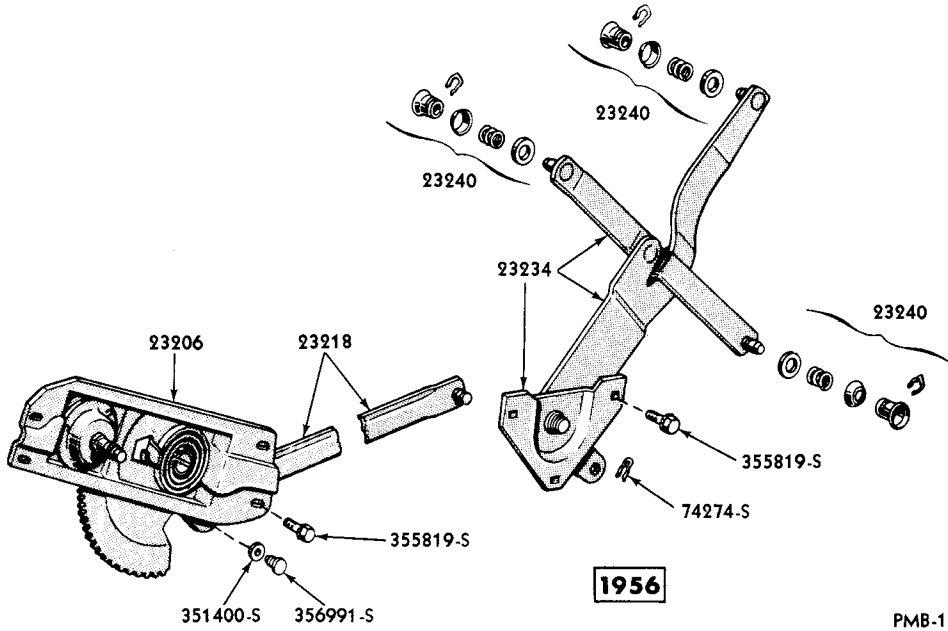
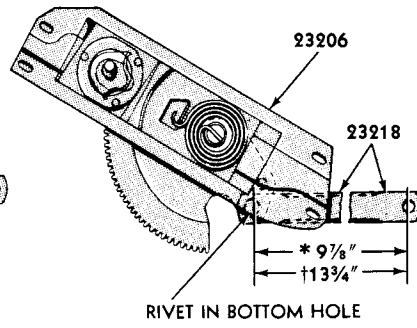
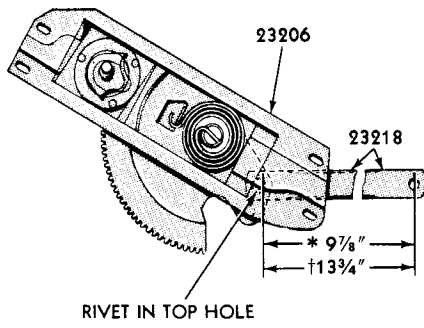
GROUP AND PART NUMBER	DESCRIPTION, SIZE, ETC.	NO. REQ'D	MODEL OR ENGINE CUBIC INCH DISPLACEMENT	YEAR 19__
22624 SPRING (FRONT DOOR INSIDE HANDLES)				
BF 7622624-A	Used on front & rear door & window regulator handles	4	All	56
BAE 6522624-A	Spring steel - also used on rear doors	2	65, 75	57
		2	57C, 63C, 76C	58
BA 7022624-B	Front door	2	All	58/59
	Quarter window regulator	2	56, 63, 64, 65	57/58
	Rear door window regulator	2	57A, B, 58, 77	58/59
	Rear door	2	57, 58, 77	59
B9BM 6422624-A	Front door	2	56, 63, 64, 76	59
		2	All	59
22626 COVER (FRONT DOOR WINDOW REGULATOR HANDLE OPENING)				
BAE 6422626-A	Rustless steel - 2-1/64" dia. - used with electric windows	2	All	57/59
22630 ESCUTCHEON (FRONT DOOR INSIDE HANDLE) INNER				
BAE 6522630-A	Rustless steel - also used on rear doors	2	65, 75	57
		2	57C, 63C, 76C	58
22644 INSERT (FRONT DOOR INSIDE HANDLE INNER ESCUTCHEON)				
BAE 6522644-B	Nylon - front door handle Front door window regulator handle - also used on rear door handle - rear door window regulator handle and quarter window regulator handle	2	All	57/58
		2	All except 57C, 63C, 76C	57/58
22662-3 BRACKET (FRONT DOOR INSIDE HANDLE ESCUTCHEON)				
BAF 5722662-B	R. H. - steel	1	57C, 63C, 76C	58
BAF 5722663-B	L. H. - steel	1	57C, 63C, 76C	58
22800-1 HINGE (FRONT DOOR UPPER)				
B6A 7022800-A	R. H. - upper - ⊕BN7022800-A	(a) 1	All	56
B5A 7022801-A	L. H. - upper - ⊕BN-7022801-A	(a) 1	All	56
BAE 6422800-B	R. H.	(a) 1	All	57/58
BAE 6422801-B	L. H.	(a) 1	All	57/58
PB9M 5622800-A	R. H. - ⊕1003184	1	All	59
PB9M 5622801-A	L. H. - ⊕1003185	1	All	59
353483-S2	Screw-hex. hd. -5/16"-24 x 1-1/8"	AR	a	
22806-7 HINGE & CHECK (FRONT DOOR LOWER)				
COMB 6422806-A	R. H.	1	All	59
COMB 6422807-A	L. H.	1	All	59
22810-1 HINGE (FRONT DOOR) LOWER				
B6A 7022810-A	R. H. - lower - ⊕BJ-7022810-A	(a) 1	All	56
B6A 7022811-A	L. H. - lower - ⊕BJ-7022811-A	(a) 1	All	56
BAE 6422810-C	R. H. - with check	(a) 1	All	57/58
BAE 6422811-C	L. H. - with check	(a) 1	All	57/58
353483-S2	Screw-hex. hd. -5/16"-24 x 1-1/8"	AR	a	
22826 PLUG BUTTON (FRONT DOOR RUN ASSEMBLY ACCESS HOLE)				
BN 7022826-A	Steel - approx. 1-5/32" dia.	2	57, 58, 64, 76	56
		2	56, 63, 64, 65, 76	57/58
22840 PIN (FRONT DOOR HINGE) UPPER & LOWER				
B7A 7022840-A	2-1/2" long - ⊕BAC-7022840-A	4	All	57/59

GROUP AND PART NUMBER	DESCRIPTION, SIZE, ETC.	NO. REQ'D	MODEL OR ENGINE CUBIC INCH DISPLACEMENT	YEAR 19__
22841 BUSHING (DOOR HINGE)				
B7A 7022841-B	Front and rear doors - bronze - ⊕BAC-7022841-B	8	All	57/58
	Front door	8	All	59
	Rear door	8	57,58,77	59
22872-3 MOULDING (DOOR OUTSIDE FRONT)				
B9MB 6422872-A	R. H. - use on cars built after 2-16-59 (a)	1	All	59
B9MB 6422873-A	L. H. - use on cars built after 2-16-59 (a)	1	All	59
	See basic part number 20916-7 for cars built prior to 2-16-59			
50803-S8	Screw and washer	2	a	
354479-S7	Nut and washer	6	a	
59MK 350002-A	Kit - moulding clip	AR	a	
PB9M 5621645-A	Retainer - ⊕1013526	2	a	
22906-7 KIT HANDLE AND BUTTON (FRONT DOOR VENTILATOR WINDOW LOCKING)				
	See basic part number 22916			
22912 BRACKET (FRONT DOOR VENTILATOR WINDOW GLASS RUN LOWER INNER)				
BM 7022912-A		(a) AR	All	56
BY 7322912-A	Also used on rear doors	(a) AR	All	57/58
354666-S2	Screw-hex. hd. -No. 12-24 x 3/8"	2	a	
355819-S2	Screw & washer assy. -hex. hd. -No. 12-24 x 7/16"	AR	a	
22916-7 HANDLE (FRONT DOOR VENTILATOR WINDOW)				
BU 5722916-A	R. H.	(a) 1	57	56
BU 5722917-A	L. H.	(a) 1	57	56
8A 7022916-C	R. H.	(a) 1	All except 57	56
8A 7022917-C	L. H.	(a) 1	All except 57	56
8M 7022916	R. H. - used on rear door only	(a) 1	58, 73C	56
8M 7022917	L. H. - used on rear door only	(a) 1	58, 73C	56
352471-S8	Pin-groove-3/32"	2	a	
22916-7 KIT HANDLE (DOOR VENT WINDOW)				
MJK 6422916-A	R. H. Consists of the following - (1) BAF-6422916-A handle (1) 352471-S7 pin Should be replaced in pairs only - prior to 5-1-57	1	All	57/58
MJK 6422917-A	L. H. Consists of the following - (1) BAF-6422917-A handle (1) 352471-S7 pin Should be replaced in pairs only - prior to 5-1-57	1	All	57/58
59MK 6422916-A	R. H. - kit - handle - door vent window locking - Consists of the following - (1) 1005932 handle (1) 352471-S pin (1) 356293-S7 spring washer	1	All	59
59MK 6422917-A	L. H. - kit - handle - door vent window locking - Consists of the following - (1) 1005933 handle (1) 352471-S pin (1) 356293-S7 spring washer	1	All	59

GROUP AND PART NUMBER	DESCRIPTION, SIZE, ETC.	NO. REQ'D	MODEL OR ENGINE CUBIC INCH DISPLACEMENT	YEAR 19__
22920 KEY (FRONT DOOR VENTILATOR WINDOW FRAME LOCKING HANDLE)				
8A 7022920		2	All	56
BY 7322920-A	Front door - also used on rear door	AR	All	57/58
22926 SPRING (FRONT DOOR VENTILATOR WINDOW PIVOT)				
B5A 7022926-A	⊕BN-7022926-A	2	All except 57	56
O1A 7022926		2	73C	56
22954-5 BRACKET (FRONT DOOR VENTILATOR WINDOW) LOWER PIVOT				
B6A 7622954-A	⊕BY-7622954-A	2	57	56
BAE 6422954-A	R. H.	1	58, 64	57/58
BAE 6422955-A	L. H.	1	58, 64	57/58
BAE 7622954-A	R. H.	1	All except 58, 64	57/58
BAE 7622955-A	L. H.	1	All except 58, 64	57/58
B9MB 6422954-A	(1) R. H. and (1) L. H.	2	All	59
22960 BUSHING (FRONT DOOR VENTILATOR WINDOW) LOWER PIVOT				
BY 7322960-A	Nylon	2	All	56/59
PB7M 5722960-A	Nylon - 3/8" dia.	2	All	57/58
22963 WASHER (FRONT DOOR VENTILATOR WINDOW)				
8A 7022963	Friction pivot	2	All except 57	56
22982 WASHER (DOOR VENTILATOR WINDOW HANDLE)				
B7A 7022982-A	Wave type - also used on rear door - ⊕BAC-7022982-A	2	All	56/58
22986 SPRING (DOOR VENTILATOR WINDOW HANDLE)				
O1A 7022986	7/16" long - also used on rear door	2	All	56/58
22992 STOP (FRONT DOOR VENTILATOR WINDOW PIVOT)				
B5A 7022992-A	Chrome finish - ⊕BN-7022992-A	2	All except 57	56
23030 BUMPER (FRONT DOOR) UPPER*				
BAF 6423030-A	Rubber - used for glove compartment door - upper	2	All	58
11A 7023030-A	Rubber - 1/4" diameter - * Used as bumper - auxiliary seat cushion well floor	2	56, 77	59

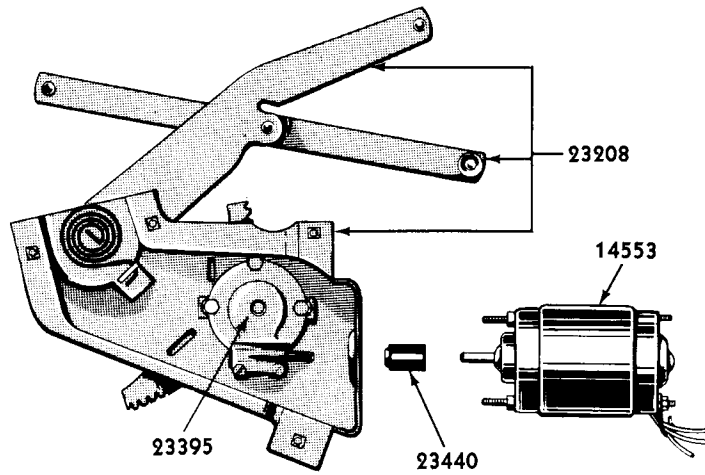
† * *
FOR MODELS 70, 73, 79

* * † †
FOR MODELS 57, 58, 64, 76



PMB-122

DOOR WINDOW REGULATOR - MANUAL



1956

PMB-105

FRONT DOOR WINDOW REGULATOR - ELECTRICAL

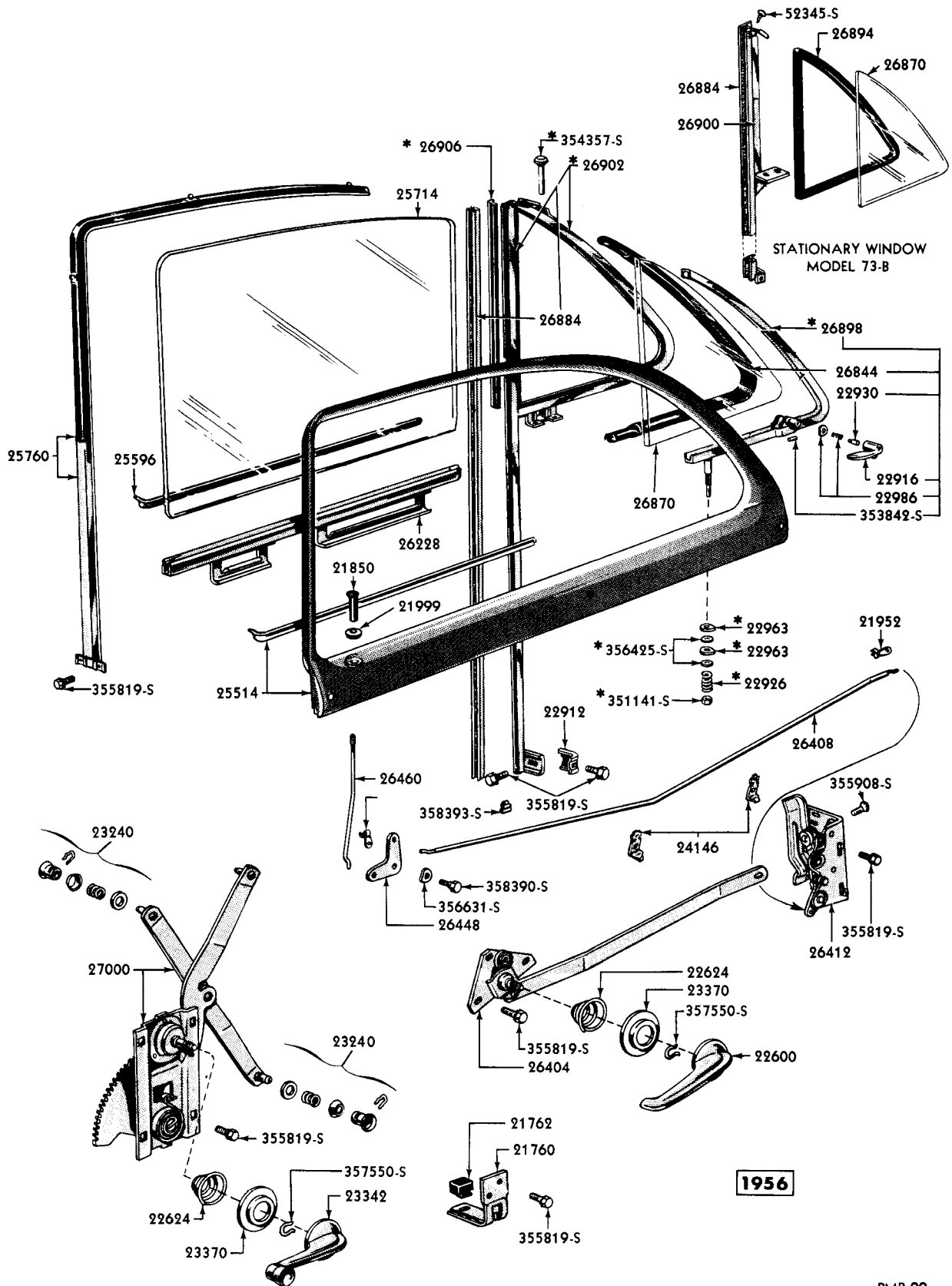
GROUP AND PART NUMBER	DESCRIPTION, SIZE, ETC.	NO. REQ'D	MODEL OR ENGINE CUBIC INCH DISPLACEMENT	YEAR 19____
23200-3 REGULATOR (FRONT DOOR WINDOW) LESS ARMS				
BAE 5823200-A	R.H. - manual control - includes arm	(b) 1	58	57/58
BAE 5823201-A	L.H. - manual control - includes arm	(b) 1	58	57/58
B7A 7023202-A	R.H. - manual control - includes link - ⊕BAC-7023202-A	(a) 1	All except 58	57/58
B7A 7023203-A	L.H. - manual control - includes link - ⊕BAC-7023203-A	(a) 1	All except 58	57/58
B9MB 6423202-A	R.H.	1	All except 58	59
B9MB 6423203-A	L.H.	1	All except 58	59
353745-S	Retainer-1/4" spring	2	a	
354666-S2	Screw-hex. hd. -No. 12-24 x 3/8"	8	a, b	
23206-9 REGULATOR (FRONT DOOR WINDOW) LESS ARMS				
BU 5723208-A	Less motor	1	57, 58	56
B5A 7023206-A	R.H. - manual control - ⊕BN-7023206-A	1	All	56
B5A 7023207-A	L.H. - manual control - ⊕BN-7023207-A	1	All	56
B5A 7023208-A	R.H. - electric control - less motor & drive - ⊕BN-7023208-A	1	All except 57, 58	56
B5A 7023209-A	L.H. - electric control - less motor & drive - ⊕BN-7023209-A	1	All except 57, 58	56
B7A 7023208-B	R.H. - electric control - less motor and drive - ⊕BAC-7023208-B	(a) 1	All	57/58
B7A 7023209-B	L.H. - electric control - less motor and drive - ⊕BAC-7023209-B	(a) 1	All	57/58
PB9M 5823208-A	R.H. - manual control - ⊕1003242	1	58	59
PB9M 5823209-A	L.H. - manual control - ⊕1003243	1	58	59
B9A 6423208-A	R.H. - electric control - less motor - ⊕1007048	1	All	59
B9A 6423209-A	L.H. - electric control - less motor - ⊕1007049	1	All	59
353745-S	Retainer-1/4" spring	2	a	
354666-S2	Screw-hex. hd. -No. 12-24 x 3/8"	8	a	
23218 LINK (FRONT DOOR WINDOW REGULATOR)				
BN 7023218-A	13-3/4" long - 90 degree bend - 2-1/3" from rear end of link	(a) 2	64, 76	56
B5A 7023218-B	13-23/32" long - rolled edge starts 1-1/2" from end of link - ⊕BN-7023218-B	(a) 2	70	56
B5A 7323218-A	9-7/8" long - ⊕BN-7323218-A	(a) 2	57, 58, 73, 79	56
356991-S8	Rivet-special shoulder	2	a	
23230 BRACKET (WINDOW REGULATOR EQUALIZER ARM)				
PB9M 5623230-A	Used on cars built prior to 5-15-59 - ⊕1007396			
	Front door - manual	2	All except 58	59
	Rear door - manual	2	58	59
	Front door - electric	2	58	59
B9A 6423230-A	Quarter window - ⊕1006929	2	64A	59
B9MB 6423230-A	Used on cars built after 5-15-59			
	Front door - manual	2	All except 58	59
	Rear door - manual	2	58	59
	Front door - electric	2	58	59

GROUP AND PART NUMBER	DESCRIPTION, SIZE, ETC.	NO. REQ'D	MODEL OR ENGINE CUBIC INCH DISPLACEMENT	YEAR 19__
23234-5 ARM & PLATE (DOOR WINDOW REGULATOR) MANUAL				
B5A 7023234-A	R.H. - manual control - ⊕BN-7023234-A (a)	1	All	56
B5A 7023235-A	L.H. - manual control - ⊕BN-7023235-A (a)	1	All	56
	R.H. - manual control	1	All except 58	57
	L.H. - manual control	1	All except 58	57
B7A 7023234-A	R.H. - manual control - ⊕BAC-7023234-A	1	All except 58	58
B7A 7023235-A	L.H. - manual control - ⊕BAC-7023235-A	1	All except 58	58
B9A 6423234-A	R.H. - ⊕1007916	1	All except 58	59
B9A 6423235-A	L.H. - ⊕1007917	1	All except 58	59
351513-S8	Washer-flat	6	a	
355819-S8	Screw & washer assy. -hex. hd. -No. 12-24 x 7/16"	6	a	
23240 ROLLER (WINDOW REGULATOR ARM)				
BA 7023240-A	Manual and electric regulators	AR	All	56/58
	Front door	AR	All	56
	Rear door	6	57, 58, 73, 79	56
	Quarter window	AR	70, 76	56
	Manual regulator	2	58	57/58
	Electric regulator	6	58	57/58
	Rear door	6	58	57/58
	Quarter window	2	All except 57, 58, 75, 77	57/58
	Back window - manual	2	56, 65, 75, 77	57/58
	Back window - electric	3	56, 77	57/58
COAB 6423240-B	Nylon - front door - manual	6	All except 58	59
	Front door - manual	2	58	59
	Front door - electric	6	58	59
	Rear door - manual	6	57, 58, 77	59
	Quarter window manual	2	56, 63, 76	59
	Quarter window manual	6	64	59
	Back window manual or electric	3	56, 77	59
23279 COUPLING (SEAT REGULATOR MOTOR)				
BC 7023279-A	Rubber - used with "B" design regulators on two motor seat - also used with single motor seat - Used with Seat-O-Matic	1	All	56
	Steel and rubber - 5/16" I. D. x 1-1/8" O. D. used with Seat-O-Matic	2	All	57/58
		2	56, 76, 77	59
23283 GROMMET (WINDOW REGULATOR MOTOR MOUNTING)				
BD 7323283-A	Rubber - 1/4" I. D. x 5/8" O. D. - used for power windows on all doors, quarters and back	AR	All	56/59
23318 SPRING (FRONT & REAR DOOR & QUARTER WINDOW REGULATOR COUNTER BALANCE)				
B5A 7023318-A	Front door - used with electric regulator - also used on rear door - ⊕BN-7023318-A	2	All	56/58
BAC 7023318-A	Front door - manual control	2	All except 58	57/58
	Manual and electric	2-4	All	59
BAC 7323318-A	Front door - manual control - also used on rear door and quarter window	2	58	57/58
23342 HANDLE (DOOR WINDOW REGULATOR)				
BV 7023342-B	Front door - chrome finish (a)	2	All	56
BAE 6423342-C	19/32" dia. -also used on rear doors & quarter (a)	2	All	57
BAE 6423342-D	29/32" dia. -also used on rear doors & quarter (a)	2	All	57/58
PB9M 5623342-A	⊕1003376			
	Front doors	2	All	59
	Rear doors	2	57, 58, 77	59
	Quarter	2	56, 63, 64, 76	59
357550-S	Clip	2	a	

GROUP AND PART NUMBER	DESCRIPTION, SIZE, ETC.	NO. REQ'D	MODEL OR ENGINE CUBIC INCH DISPLACEMENT	YEAR 19__
23370 PLATE (DOOR HANDLE & WINDOW REGULATOR HANDLE)				
BA 7023370-A	Used on front and rear door and window regulator handles	2	All	56
B7A 7023370-B	Nylon - ⊕BAC-7023370-C			
	Front door and window regulator handle	AR	All	59
	Rear door and window regulator handle	AR	57, 58, 77	59
	Quarter window	2	56, 63, 64	59
23394-5 DRIVE (WINDOW REGULATOR) REAR DOORS OR QUARTERS				
B7A 6423394-A	R. H. - ⊕BAC-6423394-A	1	57	56
	Rear door - use with electric regulator - also used on quarter window	(a) 1	57, 75, 77	57/58
B7A 6423395-A	L. H. - ⊕BAC-6423395-A	1	57	56
	Rear door - use with electric regulator - also used on quarter window	(a) 1	57, 75, 77	57/58
B5A 7023394-A	R. H. - use with electric regulator - also used on rear door and quarter window - ⊕BN-7023394-A - refer to Service Bulletin #17 - dated 2-14-58	(a) 1	All	56/58
	For L. H. front door	1	All	56
	For L. H. rear door	1	73, 79	56
	For R. H. - quarter	1	60, 64, 76	56
	For L. H. quarter	1	70	56
B5A 7023395-A	L. H. - use with electric regulator - also used on rear door - quarter window and back window - ⊕BN-7023395-A - refer to Service Bulletin #17 - dated 2-14-58	(a) 1	All	56/58
	For R. H. front door	1	All	56
	For R. H. rear door	1	73, 79	56
	For L. H. quarter	1	60, 64, 76	56
	For R. H. quarter	1	70	56
	For back window electric regulator	1	56, 77	57/59
42737-S	Screw-hex. hd.	AR	a	
23440 COUPLING (REGULATOR DRIVE) WINDOWS & SEATS				
B5A 7023440-A	7/8" O. D. x 1-1/4" long - rubber - used with electric regulator - also used on rear door - quarter and back window - ⊕BN-7023440-A	2	All	56/58
	Also used for seat-o-matic, and 4-way seat	1	All	57/58
	Front doors	2	All	59
	Rear doors	2	57, 58, 77	59
	Quarter windows	2	56, 63, 64, 76	59
	Back windows	1	56, 77	59
	Seat - 4-way	1	All	59
23504 ARM (FRONT DOOR CHECK)				
B5A 7023504-A	6-53/64" long - ⊕BN-7023504-A	2	All	56
23552 CHECK (FRONT DOOR)				
BN 7023552-A		2	All	56
COAB 6423552-B		2	All	57/59
23567 BUMPER (FRONT DOOR HINGE)				
B7A 7023567-A	Rubber - 7/8" diameter - ⊕BAC-7023567-B	4	All	57/59
23898 RETAINER (FOLDING TOP COMPARTMENT REAR & COVER ASSY. FOLDING TOP COMPARTMENT)				
BAAD 8123898-AP	Used to attach trim assy. - folding top (2) used - rear - 54600 (8) used - cover assy. - 54640-1	10	76	56

GROUP AND PART NUMBER	DESCRIPTION, SIZE, ETC.	NO. REQ'D	MODEL OR ENGINE CUBIC INCH DISPLACEMENT	YEAR 19__
24142 PLATE (FRONT DOOR ARM REST) FINGER TIP				
BAF 6424142-AP	(2) front doors (2) rear doors	AR	All	57/58
24146 CLIP (FRONT DOOR ARM REST)				
BA 7024146-A	(4) front doors - (4) rear doors	4 AR	All 56,57A,58A,63A,64A,77	56 58
24160 SUPPORT (FRONT DOOR ARM REST)				
BAE 6424160-A	Steel - also used on rear door	2	All	57/58
24228-9 PLATE (DOOR ARM REST MOUNTING)				
BAF 5724228-A	R. H.	1	57A, 58A	58
BAF 5724229-A	L. H.	1	57A, 58A	58
BAF 6424228-A	R. H. - elongate (2) 7/32" dia. holes rearward 1/8" to prevent wrinkles in door pad	(a) 1	63A, 64A	58
BAF 6424229-A	L. H. - elongate (2) 7/32" dia. holes rearward 1/8" to prevent wrinkles in door pad	(a) 1	63A, 64A	58
355297-S8	Screw	2	a	

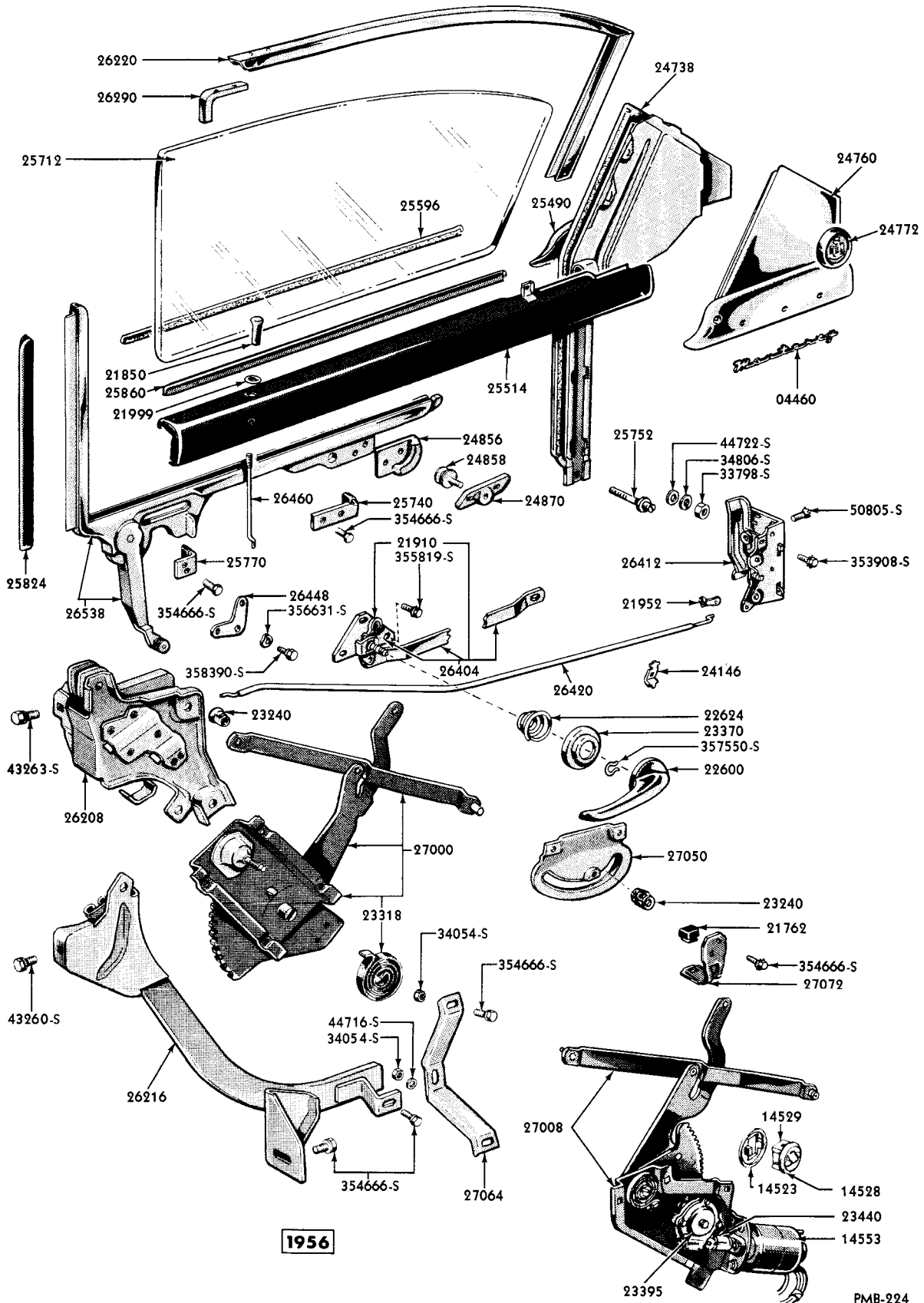
MEMO



* ALSO SERVICED IN ASSEMBLY GROUP 26868

PMB-99

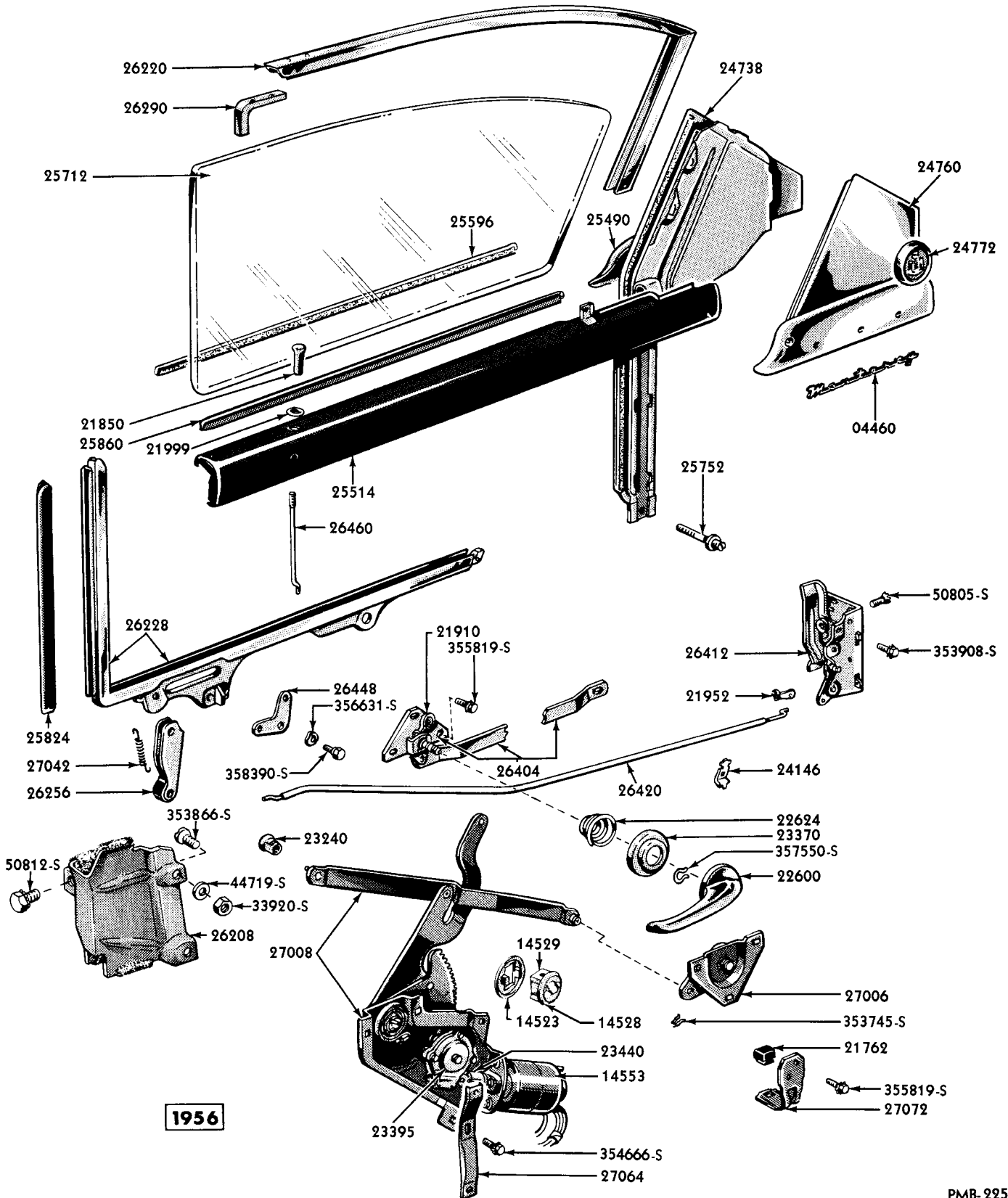
REAR DOOR



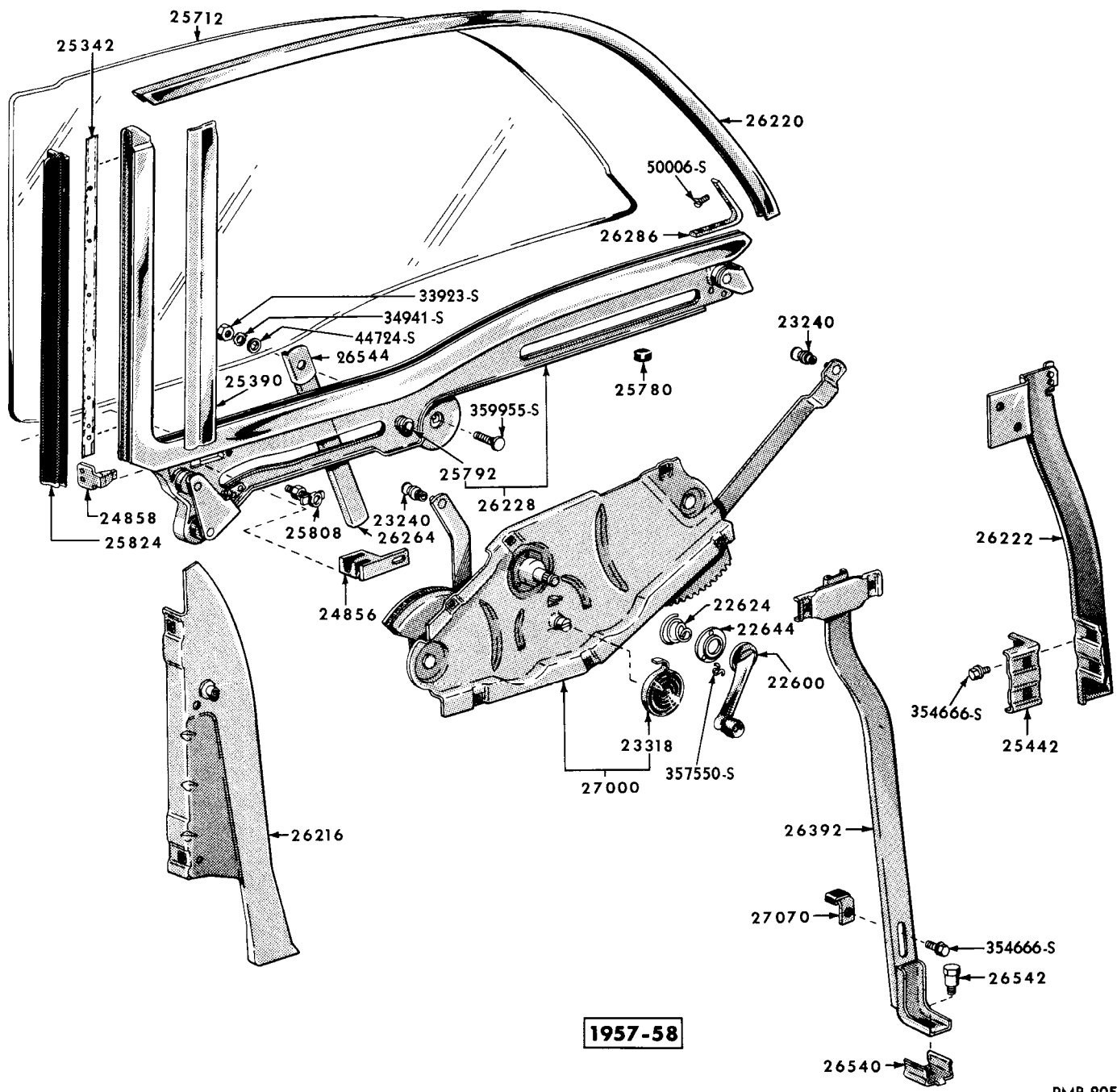
1956

PMB-224

REAR DOOR - MODEL 57 - LATE TYPE



REAR DOOR - MODEL 57 EARLY TYPE

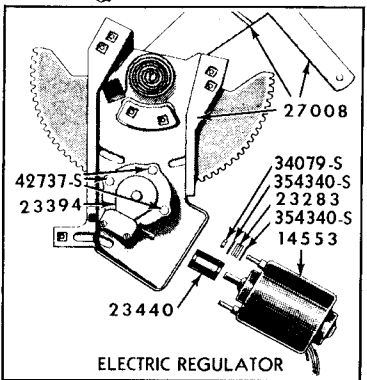
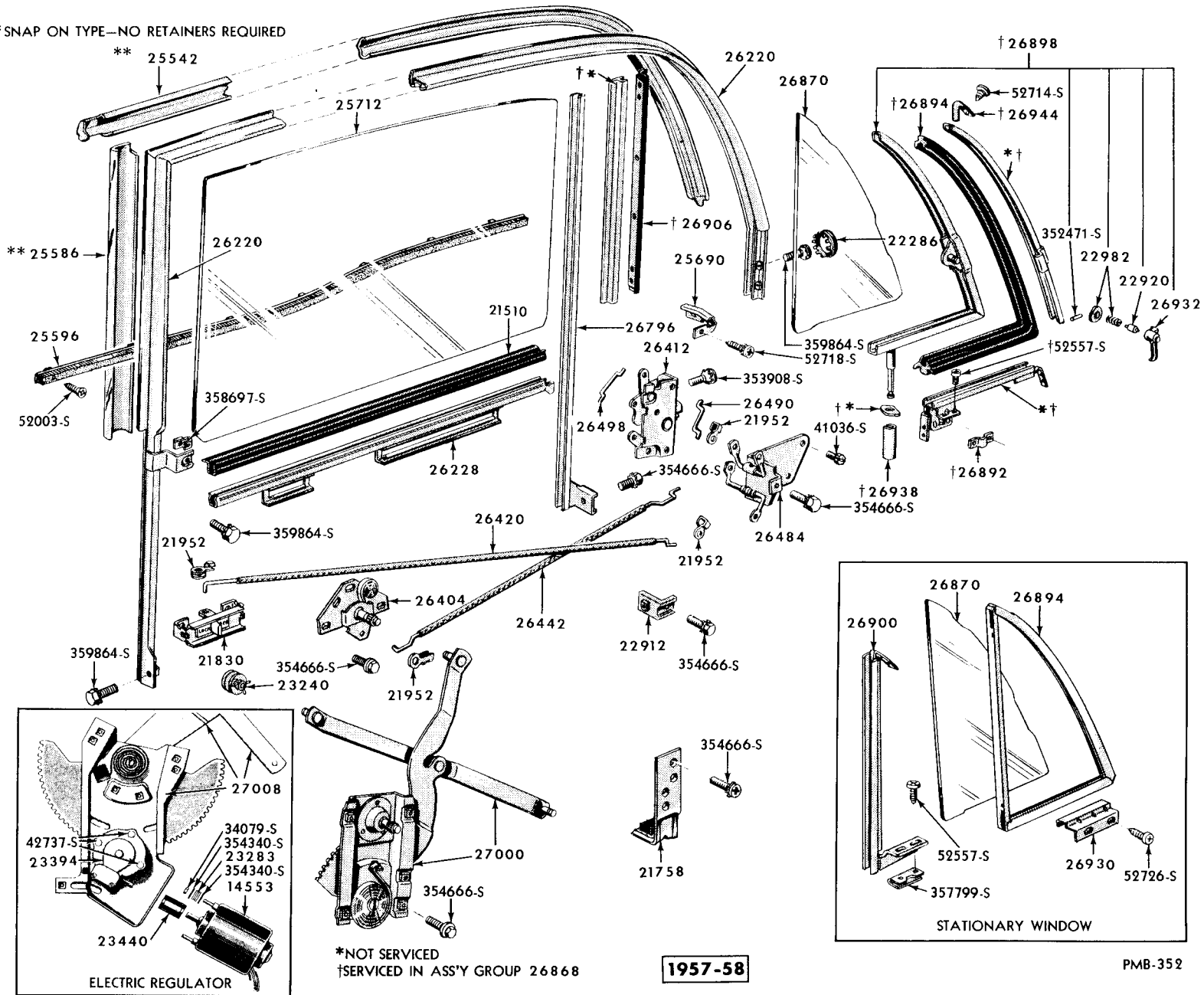


1957-58

PMB-205

REAR DOOR - MODEL 57 & 77

**SNAP ON TYPE—NO RETAINERS REQUIRED

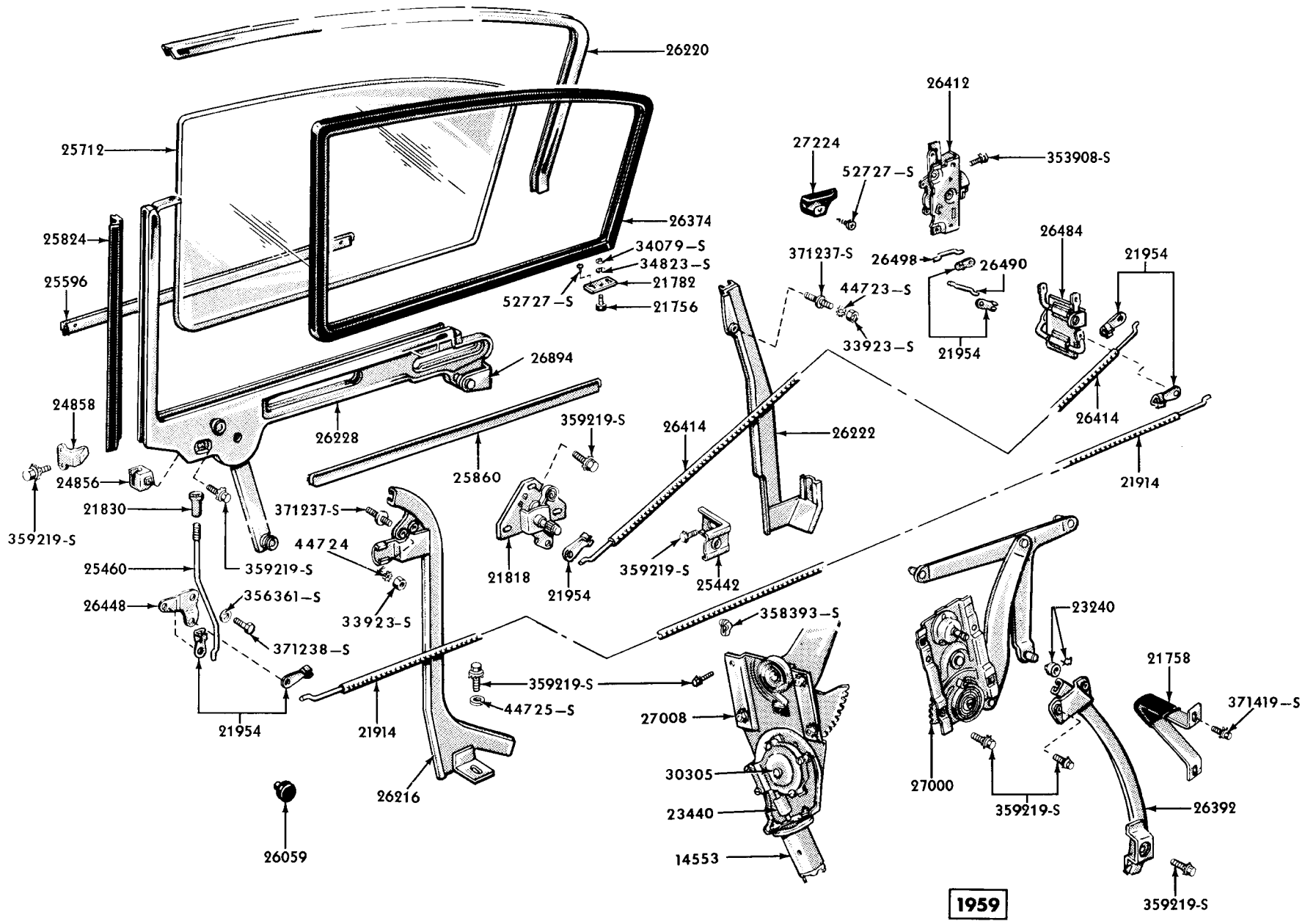


*NOT SERVICED
†SERVICED IN ASS'Y GROUP 26868

1957-58

PMB-352

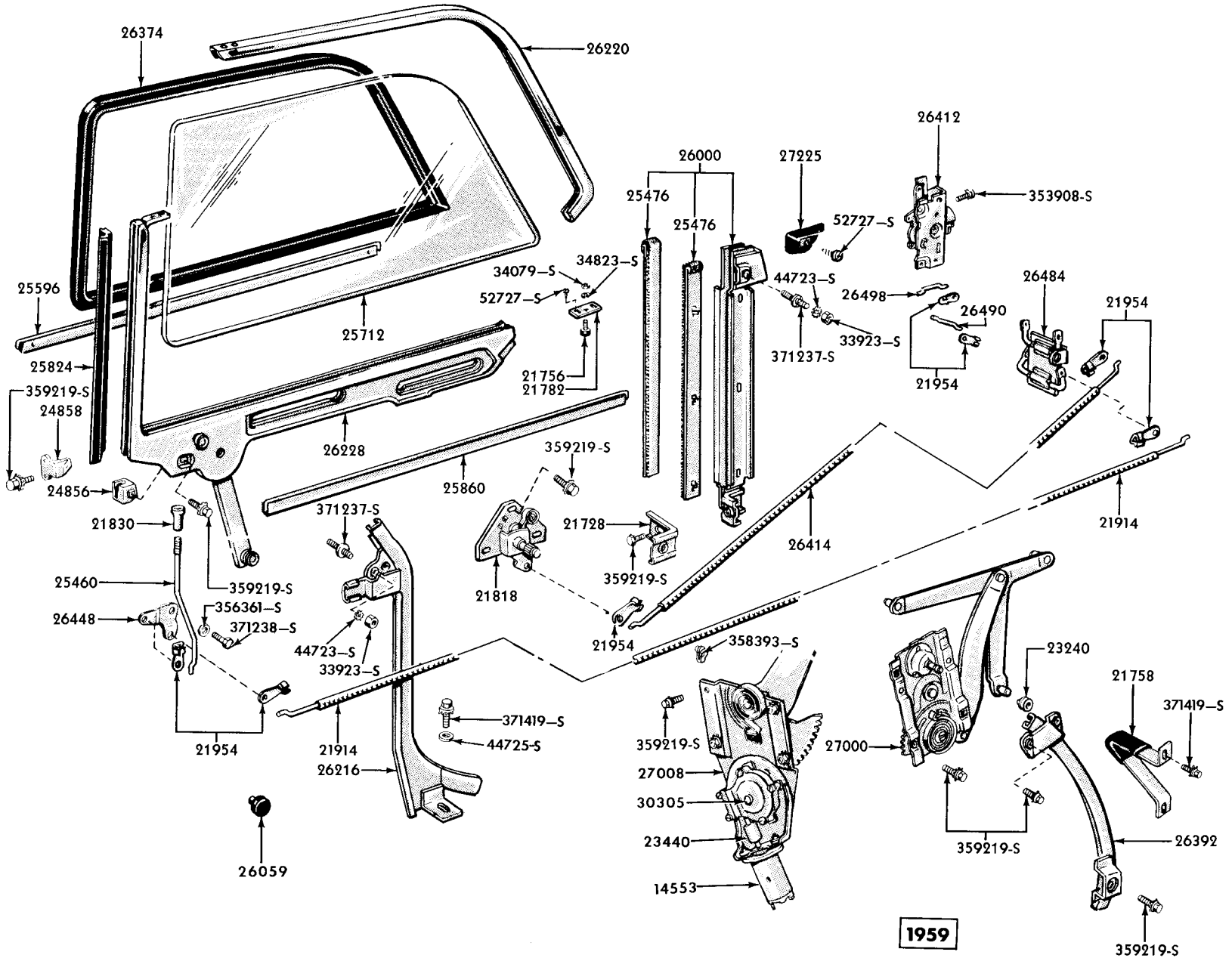
REAR DOOR - MODEL 58



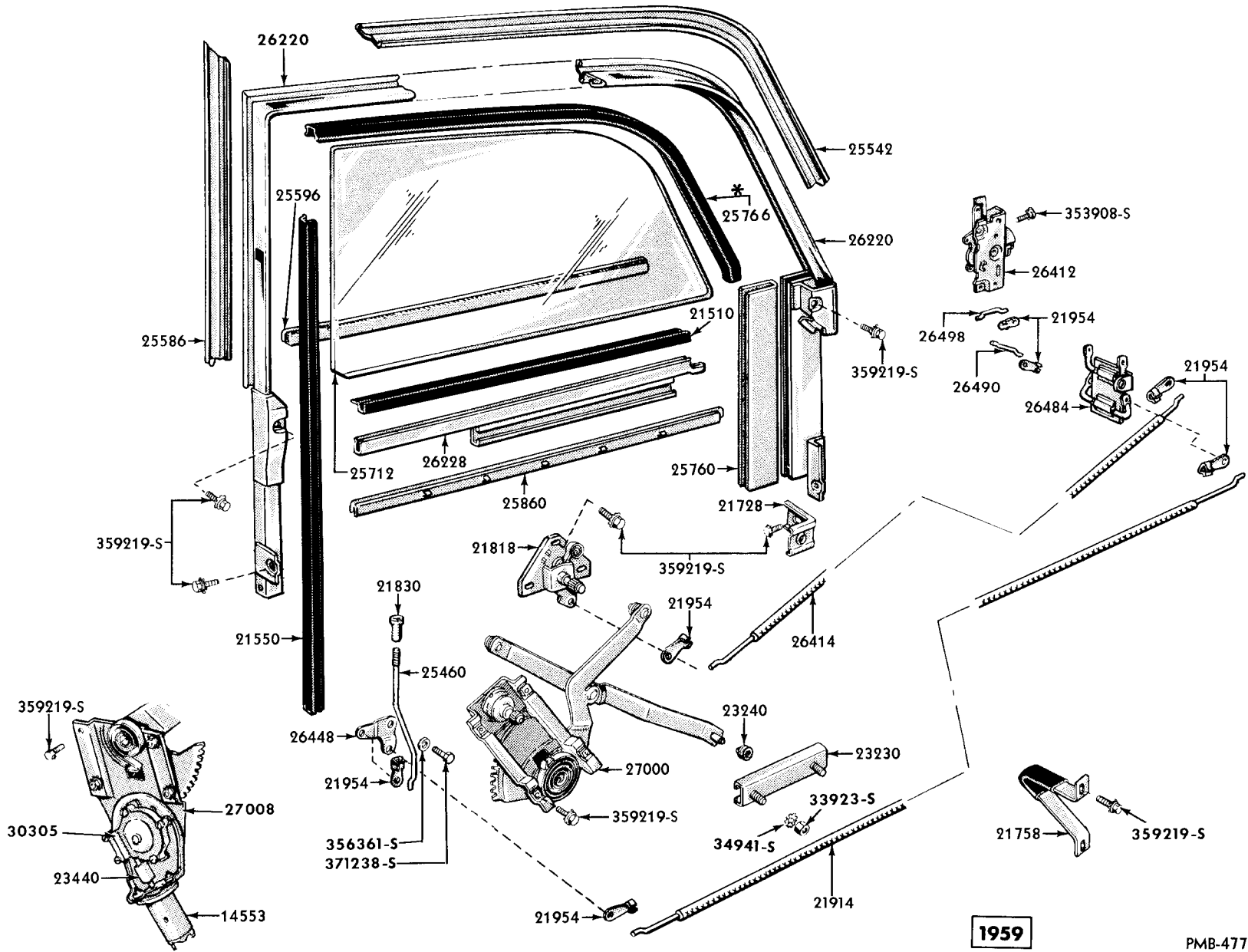
1959

PMB-475

REAR DOOR MODEL 57



REAR DOOR MODEL 77

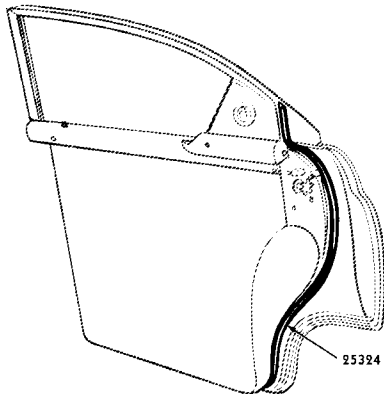


* CUT TO LENGTH

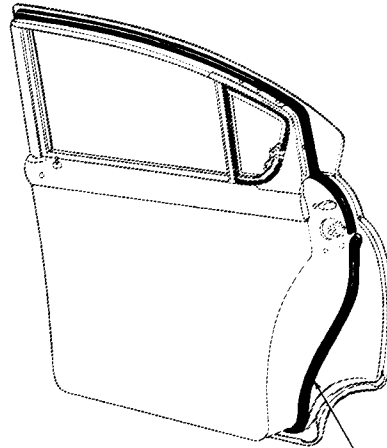
1959

PMB-477

REAR DOOR MODEL 58

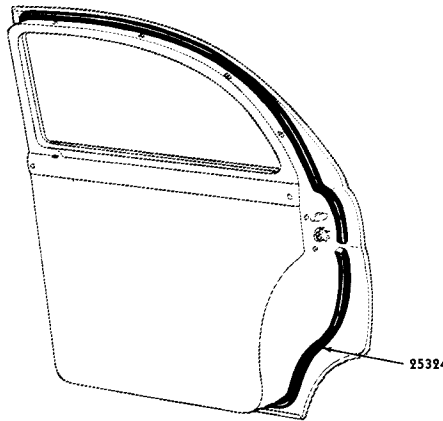


MODELS BU-57



MODEL BU 58

25324

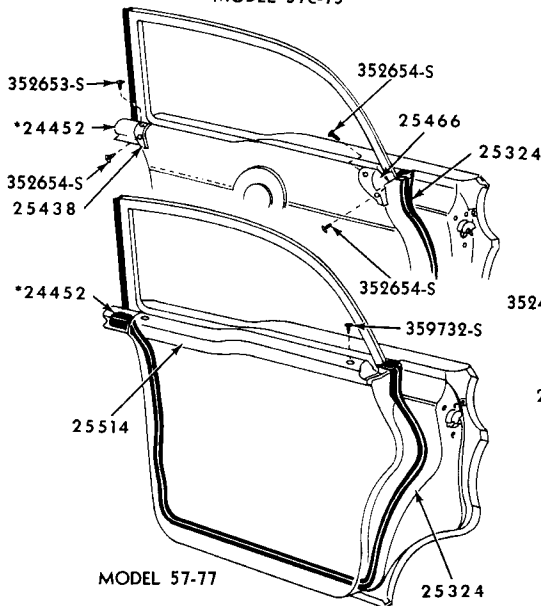


MODELS BU-73-79

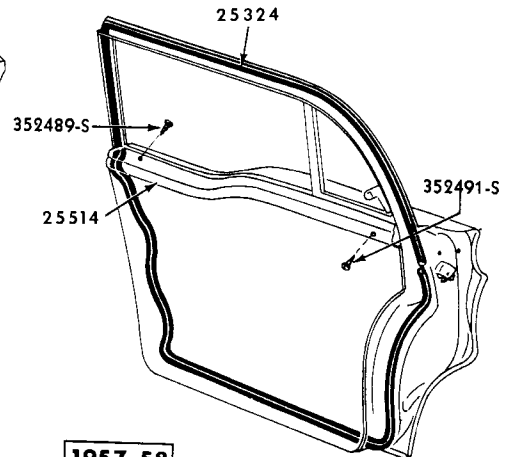
1956

PMB-232

MODEL 57C-75



MODEL 57-77



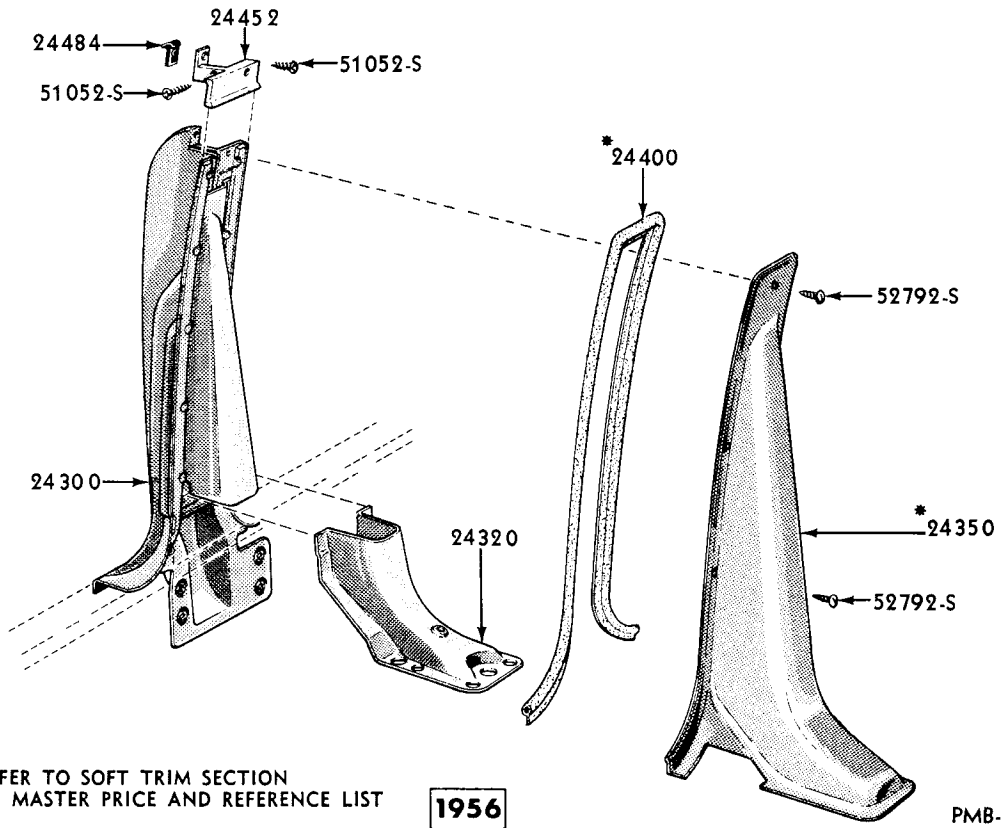
MODEL 58

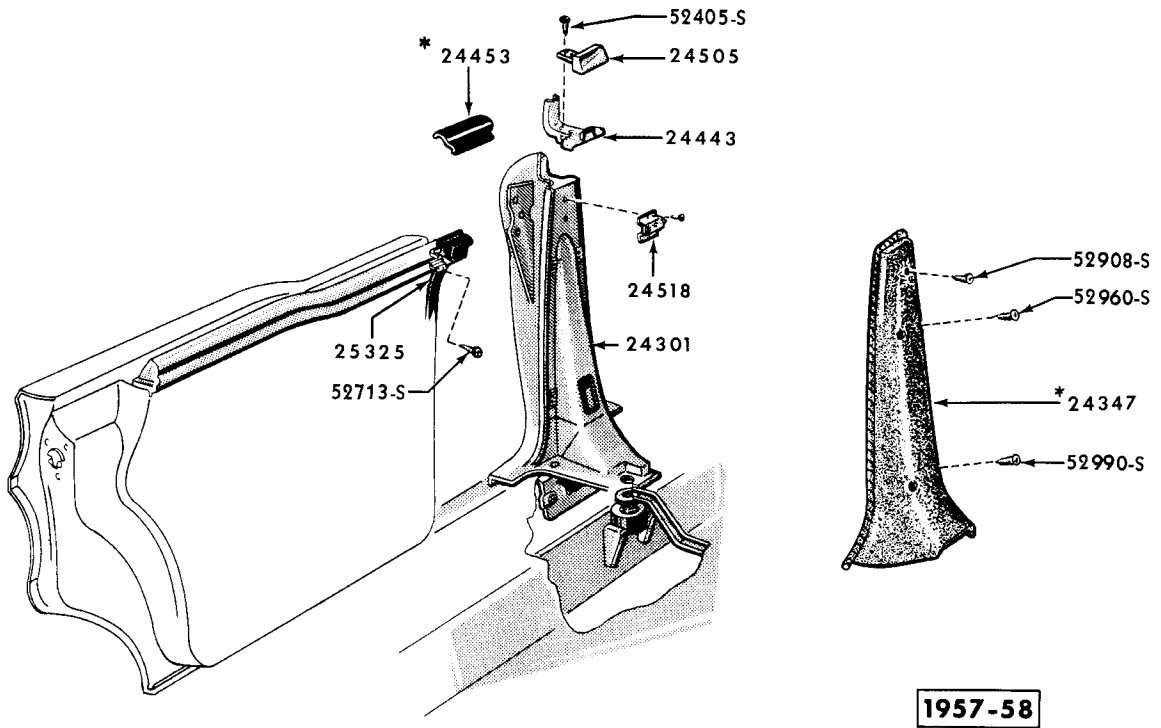
1957-58

PMB-328

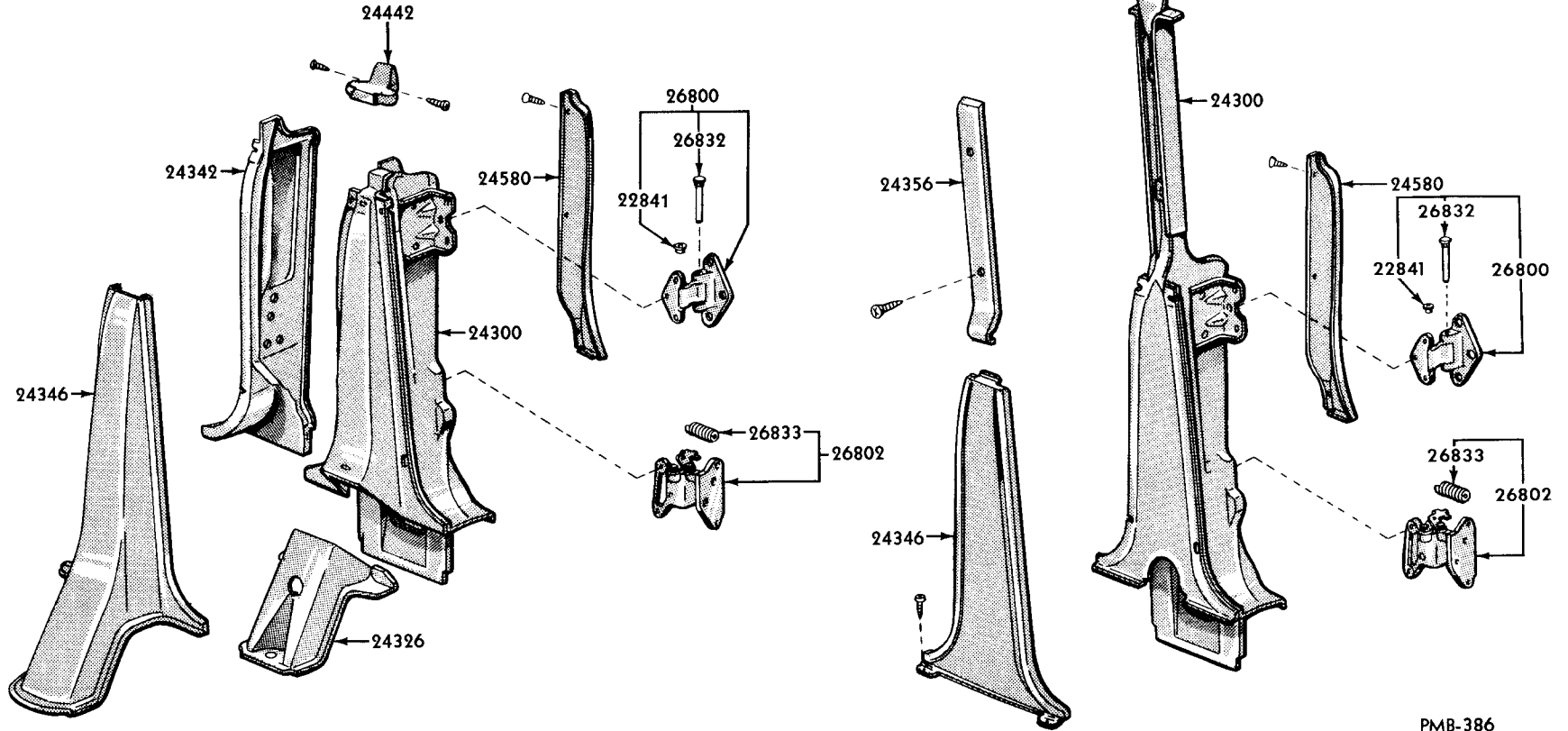
* REFER TO SOFT TRIM SECTION
OF MASTER PRICE AND REFERENCE LIST

REAR DOOR WEATHERSTRIP





CENTER PILLAR



1959

PMB-386

CENTER PILLAR

GROUP AND PART NUMBER	DESCRIPTION, SIZE, ETC.	NO. REQ'D	MODEL OR ENGINE CUBIC INCH DISPLACEMENT	YEAR 19__
24300-1 PILLAR (CENTER BODY)				
BU 5724300-C	R. H.	(b) 1	57	56
BU 5724301-C	L. H.	(b) 1	57	56
BU 5824300-B	R. H.	1	58	56
BU 5824301-B	L. H.	1	58	56
B6A 7324300-A	R. H. - ⊕BJ-7324300-B	1	73, 79	56
B6A 7324301-A	L. H. - ⊕BJ-7324301-B	1	73, 79	56
BAE 5724300-C	R. H.	(a) 1	57, 75, 77	57/58
BAE 5724301-C	L. H.	(a) 1	57, 75, 77	57/58
BAE 5824300-C	R. H.	(a) 1	58	57/58
BAE 5824301-C	L. H.	(a) 1	58	57/58
PB9M 5724300-A	R. H. - ⊕1002552	1	57, 77	59
PB9M 5724301-A	L. H. - ⊕1002553	1	57, 77	59
B9MB 5824300-A	R. H. - used on cars built prior to 6-1-59	1	58	59
B9MB 5824300-B	R. H. - used on cars built after 6-1-59	1	58	59
B9MB 5824301-B	L. H.	1	58	59
20386-S8	Bolt-hex.hd. -5/16"-18 x 7/8"	8	a	
34826-S7	Lockwasher-spring-5/16"	8	a	
44722-S8	Washer-flat-5/16"	8	a	
358672-S8	Bolt-hex.hd. -3/8"-16	4	b	
24320-1 REINFORCEMENT (CENTER BODY PILLAR) TO FLOOR PAN				
B6A 5724320-A	⊕BJ-5724320-A	2	57	56
BAE 5824320-A	R. H.	(a) 1	57, 58, 75, 77	57/58
BAE 5824321-A	L. H.	(a) 1	57, 58, 75, 77	57/58
44726-S8	Washer-flat-3/8"	6	a	
24326 PILLAR (CENTER BODY) INNER LOWER				
PB9M 5724326-A	⊕1004001	2	57, 77	59
24342-3 PILLAR (CENTER BODY) OUTER FRONT				
PB9M 5724342-A	R. H. - ⊕1000422	1	57, 77	59
PB9M 5724343-A	L. H. - ⊕1000423	1	57, 77	59
24346-7 PANEL (CENTER BODY PILLAR INSIDE FINISH) LOWER				
BV 5824346-AP	R. H. - in prime - lower	(a) 1	58	56
BV 5824347-AP	L. H. - in prime - lower	(a) 1	58	56
B5A 7324346-BP	In prime - ⊕BN-7324346-BP	(b) 2	73, 79	56
B9MB 5724346-AP	R. H. - in prime	1	57A, B, 77	59
B9MB 5724347-AP	L. H. - in prime	1	57A, B, 77	59
B9MB 5724346-BP	R. H. - in prime	1	57C	59
B9MB 5724347-BP	L. H. - in prime	1	57C	59
B9MB 5824346-AP	R. H. - in prime - used on cars built prior to 6-1-59	1	58	59
B9MB 5824347-AP	L. H. - in prime - used on cars built prior to 6-1-59	1	58	59
B9MB 5824346-BP	R. H. - used on cars built after 6-1-59	1	58	59
B9MB 5824347-BP	L. H. - used on cars built after 6-1-59	1	58	59
52344-S13	Screw-oval hd. cross rec. -No. 8-15 x 1/2"	8	b	
52775-S8	Screw-pan hd. cross rec. -No. 8-15 x 1/4"	2	a	
24350-1 PANEL (CENTER BODY PILLAR FINISH) INSIDE				
BV 5824350-A	R. H. - chrome finish - upper	(a) 1	58A	56
BV 5824351-A	L. H. - chrome finish - upper	(a) 1	58A	56
52775-S8	Screw-pan hd. cross rec. -No. 8-15 x 1/4"	2	a	

GROUP AND PART NUMBER	DESCRIPTION, SIZE, ETC.	NO. REQ'D	MODEL OR ENGINE CUBIC INCH DISPLACEMENT	YEAR 19__
24352 RAIL (CENTER BODY PILLAR OUTSIDE FINISH) LOWER				
BAE 7724352-A	Light maple grain finish (a)	2	77B	57
BAF 7724352-A	Limed oak grain finish (a)	2	77B	58
353556-S	Screw	AR	a	
358403-S	Retainer	AR	a	
358404-S	Cap-chrome	AR	a	
24354-5 GUARD (CENTER BODY PILLAR FINGER) UPPER				
BAE 5724354-B	R.H.	1	57, 58, 75, 77	57/58
BAE 5724355-B	L.H.	1	57, 58, 75, 77	57/58
24356-7 PANEL (CENTER BODY PILLAR INSIDE FINISH) UPPER				
BAE 5824356-BP	In prime	2	58	57/58
B9MB 5824356-AP	R.H. - used on cars built after 6-1-59	1	58	59
B9MB 5824357-AP	L.H. - used on cars built after 6-1-59	1	58	59
PB9M 5824356-AP	R.H. - in prime - used on cars built prior to 6-1-59 - @1006118-000	1	58	59
PB9M 5824357-AP	L.H. - in prime - used on cars built prior to 6-1-59 - @1006119-000	1	58	59
24362-3 GUARD (CENTER BODY PILLAR FINGER) LOWER				
BAE 5824362-A	R.H.	1	57, 58, 75, 77	57/58
BAE 5824363-A	L.H.	1	57, 58, 75, 77	57/58
24366-7 RAIL (CENTER BODY PILLAR OUTSIDE FINISH) UPPER				
BU 7924366-A	R.H. - plastic - 11/32" wide (a)	1	79C	56
BU 7924367-A	L.H. - plastic - 11/32" wide (a)	1	79C	56
52713-S8	Screw-pan hd. cross rec. -No. 6-18 x 1/4"	4	a	
24368-9 RAIL (CENTER BODY PILLAR OUTSIDE FINISH) LOWER				
BV 7924368-A	R.H. - compound material (a)	1	79C	56
BV 7924369-A	L.H. - compound material (a)	1	79C	56
353577-S8	Screw-oval hd. cross rec. -No. 14-10	2	a	
358403-S2	Retainer	2	a	
358404-S	Cap	2	a	
24388 RETAINER (BODY PILLAR UPPER RAIL) CENTER				
BU 7924388-A		2	79C	56
24416-7 PANEL (CENTER BODY PILLAR) OUTSIDE FINISH				
BU 5824416-C	R.H. - in prime - 15-3/32" long	1	58B	56
BU 5824417-C	L.H. - in prime - 15-3/32" long	1	58B	56
BU 5824416-D	R.H. - chrome finish - 15-3/32" long	1	58A	56
BU 5824417-D	L.H. - chrome finish - 15-3/32" long	1	58A	56
BV 5824416-B	R.H. - chrome finish - 15-5/16" long	1	58A	56
BV 5824417-B	L.H. - chrome finish - 15-5/16" long	1	58A	56
BAF 5824416-B	Aluminum	2	57, 58, 75, 77A, C, D	58
24428 MOULDING (CENTER BODY PILLAR OUTSIDE) TOP UPPER				
BV 7324428-A	Rustless steel	2	73B, C	56
24442-3 CAP (CENTER BODY PILLAR FINISH)				
BAE 5724442-B	R.H. (a)	1	57, 75, 77	57/58
BAE 5724443-B	L.H. (a)	1	57, 75, 77	57/58
PB9M 5724442-AP	R.H. - in prime - @1011440-000	1	57, 77	59
PB9M 5724443-AP	L.H. - in prime - @1011441-000	1	57, 77	59
51754-S13	Screw-pan hd. cr. rec. -No. 6-32 x 3/8"	4	a	
24448 MOULDING (CENTER BODY PILLAR) OUTSIDE BELT				
B5A 7324448-A	Rustless steel - 7/8" wide - @BN-7324448-A	2	73B, 73C, 79	56

GROUP AND PART NUMBER	DESCRIPTION, SIZE, ETC.	NO. REQ'D	MODEL OR ENGINE CUBIC INCH DISPLACEMENT	YEAR 19__
24452-3 CAP (CENTER BODY PILLAR FINISH)				
BU 5724452-A	R.H. - zinc die cast - chrome finish	(a) 1	57A	56
BU 5724453-A	L.H. - zinc die cast - chrome finish	(a) 1	57A	56
BU 5724452-BP	R.H. - zinc die cast - in prime	(a) 1	57B	56
BU 5724453-BP	L.H. - zinc die cast - in prime	(a) 1	57B	56
51052-S13	Screw-flat hd. cross rec. -No. 6-32 x 3/8"	1	a	
24458-9 MOULDING (CENTER BODY PILLAR OUTSIDE) UPPER				
BAE 7724458-A	R.H. - includes decal	(a) 1	77B	57
BAE 7724459-A	L.H. - includes decal	(a) 1	77B	57
BAF 7724458-A	R.H. - rustless steel - limed oak grain	(a) 1	77B	58
BAF 7724459-A	L.H. - rustless steel - limed oak grain	(a) 1	77B	58
51754-S8	Screw-pan hd. cr. rec. -No. 6-32 x 3/8"	4	a	
24462-3 MOULDING (CENTER BODY PILLAR) OUTSIDE BELT				
BU 5724462-A	Rustless steel - 9/16" wide	2	57	56
BV 5824462-B	R.H. - rustless steel - 51/64" wide	1	58	56
BV 5824463-B	L.H. - rustless steel - 51/64" wide	1	58	56
BAE 7524462-A	R.H. - chrome finish - 5/8" wide	(a) 1	All except 56, 63, 64, 65, 76	57
		1	57C, 58B, 75A, 77B, 77C	58
BAE 7524463-A	L.H. - chrome finish - 5/8" wide	(a) 1	All except 56, 63, 64, 65, 76	57
		1	57C, 58B, 75A, 77B, 77C	58
BAF 5824462-A	R.H. - in prime	(a) 1	57A, 58A, 77A, C	58
BAF 5824463-A	L.H. - in prime	(a) 1	57A, 58A, 77A, C	58
50654-S13	Screw and washer assy.	4	a	
24470-1 MOULDING (CENTER BODY PILLAR) OUTSIDE LOWER				
BU 7324470-A	R.H. - rustless steel - 1-33/64" wide	1	57, 58, 73, 79B, 79D	56
BU 7324471-A	L.H. - rustless steel - 1-33/64" wide	1	57, 58, 73, 79B, 79D	56
52711-S13	Screw-pan hd. cross rec. -No. 4-24 x 1/4"	2	79B	56
BAE 5824471-A	L.H. - rustless steel	1	57B, 58B, 75, 77D	57
BAE 5824470-C	R.H. - rustless steel	1	57A, 58A, C, 77A, C	57/58
		2	57B, C, 58B, 75A, 77D	58
	Used with Flo-tone paint	2	57A, 58A	58
BAE 5824471-C	L.H. - rustless steel	1	57A, 58A, C, 77A, C	57/58
		2	57B, C, 58B, 75A, 77D	58
	Used with Flo-tone paint	2	57A, 58A	58
MJK 350010-A	Kit - moulding clips - exterior	1	All	58
24504-5 EXTENSION (CENTER BODY PILLAR FINISH CAP)				
BAE 5724504-A	R.H. - chrome finish - 2-5/32" x 1-11/32" - with (2) 3/16" mounting holes	(a) 1	57, 75, 77	57
		1	57C, 75	58
BAE 5724505-A	L.H. - chrome finish - 2-5/32" x 1-11/32" with (2) 3/16" mounting holes	(a) 1	57, 75, 77	57
		1	57C, 75	58
BAF 5724504-A	R.H. - chrome	(a) 1	57A, B, 77	58
BAF 5724505-A	L.H. - chrome	(a) 1	57A, B, 77	58
50691-S8	Screw and washer-No. 6-32 x 3/8"	4	a	
24514 SPACER (CENTER BODY PILLAR LOWER FINISH PANEL) LOWER				
BAE 5824514-A		4	57, 58, 75, 77	57
BAF 5824514-A	Used with Royalite panel only	4	57, 58, 75, 77	57/58
24516 SPACER (CENTER BODY PILLAR LOWER FINISH PANEL) UPPER				
BAE 5824516-A		4	57, 58, 75, 77	57
BAE 5824516-B		4	57, 58, 75, 77	58
24518 CLIP (CENTER BODY PILLAR WINDLACE) RETAINER				
BAE 5824518-B		2	57, 58, 75, 77	57/58

GROUP AND PART NUMBER	DESCRIPTION, SIZE, ETC.	NO. REQD.	MODEL OR ENGINE CUBIC INCH DISPLACEMENT	YEAR 19__
24564 RETAINER (REAR DOOR OPENING) CORNER WINDLACE				
BV 5824564-A	Steel wire	6 2	58 58, 64	56 57/58
24580-1 EXTENSION (CENTER BODY OUTER FRONT PILLAR)				
PB9M 5724580-A	R. H. - @1013524	1	57, 58, 77	59
PB9M 5724581-A	L. H. - @1013525	1	57, 58, 77	59
24630-1 DOOR (REAR) LESS HINGES				
ED-BU 5724630-K	R. H. - drill - (5)-7/32" holes for model 57A (a)	1	57	56
ED-BU 5724631-K	L. H. - drill - (5)-7/32" holes for model 57A (a)	1	57	56
BU 5824630-B	R. H.	(a) 1	58	56
BU 5824631-B	L. H.	(a) 1	58	56
BV 7324630-L	R. H.	(a) 1	73	56
BV 7324631-L	L. H.	(a) 1	73	56
BU 7924630-A	R. H.	(a) 1	79	56
BU 7924631-A	L. H.	(a) 1	79	56
BAF 5724630-K	R. H. ☆ 1958 - except 57C	1	57☆, 75, 77	57/58
BAF 5724631-K	L. H. ☆ 1958 - except 57C	1	57☆, 75, 77	57/58
BAF 5824630-E	R. H.	(a) 1	58A, B, C	57/58
BAF 5824631-E	L. H.	(a) 1	58A, B, C	57/58
BAF 5724630-D	R. H.	1	57C	58
BAF 5724631-D	L. H.	1	57C	58
B9MB 5724630-H	R. H.	1	57	59
B9MB 5724631-H	L. H.	1	57	59
B9MB 5824630-M	R. H. Refer to Service Bulletin No. 3 dated 1-8-59 for re-work on window frame	1	58, 77	59
B9MB 5824631-M	L. H. Refer to Service Bulletin No. 3 dated 1-8-59 for re-work on window frame	1	58, 77	59
352848-S	Bumper-cushioning agent between door and center pillar and between door and quarter panel	2	a	
354434-S	Bumper-rubber	2	a	
24700-1 PANEL (REAR DOOR OUTSIDE)				
BAF 5724700-K	R. H. - skin	1	57, 75, 77	57/58
BAF 5724701-K	L. H. - skin	1	57, 75, 77	57/58
BAE 5824700-D	R. H. - skin	1	58	57/58
BAE 5824701-D	L. H. - skin	1	58	57/58
B9MB 5724700-A	R. H. - skin - use on units up to 3-16-59	1	57	59
B9MB 5724700-B	R. H. - skin - use on units after 3-16-59	1	57	59
B9MB 5724701-B	L. H. - skin	1	57	59
B9MB 7724700-A	R. H. - skin - use on units up to 3-16-59	1	58, 77	59
B9MB 7724701-A	L. H. - skin - use on units up to 3-16-59	1	58, 77	59
B9MB 7724700-B	R. H. - skin - use on units after 3-16-59	1	58, 77	59
B9MB 7724701-B	L. H. - skin - use on units after 3-16-59	1	58, 77	59
24710 MOULDING (REAR DOOR OUTSIDE FINISH PANEL FRONT)				
BAF 5724710-B	Rustless steel - (2) for rear door - models 57C, 75B (2) for quarter panel - models 63C, 76C (a)	2	57C, 63C, 75B, 76C	58
MJK 350005-A	Kit - moulding clips - exterior	1	a	
24722 MOULDING (REAR DOOR OUTSIDE FINISH PANEL)				
BAF 5724722-B	Finish panel - rustless steel - 17-19/32" long	4	57C	58
MJK 350006-B	Kit - moulding clips - exterior	1	57C	58

GROUP AND PART NUMBER	DESCRIPTION, SIZE, ETC.	NO. REQ'D	MODEL OR ENGINE CUBIC INCH DISPLACEMENT	YEAR 19__
24730-1 PANEL (REAR DOOR OUTSIDE FINISH) UPPER				
BAE 7524730-A	R.H. - aluminum - gold dye finish	1	57, 58, 75, 77	57
BAE 7524731-A	L.H. - aluminum - gold dye finish	1	57, 58, 75, 77	57
BAF 5724730-D	R.H. - aluminum - 32-1/16" long	1	57C	58
BAF 5724731-D	L.H. - aluminum - 32-1/16" long	1	57C	58
BAF 5824730-D	R.H. - aluminum - 12-11/32" long	1	57A, 58A, 77A, C	58
BAF 5824731-D	L.H. - aluminum - 12-11/32" long	1	57A, 58A, 77A, C	58
BAF 5824730-E	R.H. - aluminum - 26-9/16" long	1	57A, B, 58A, B, 75, 77A, C, D	58
BAF 5824731-E	L.H. - aluminum - 26-9/16" long	1	57A, B, 58A, B, 75, 77A, C, D	58
24736-7 PANEL (REAR DOOR OUTSIDE FINISH) LOWER				
BAF 5724736-C	R.H. - aluminum - 7-15/16" long	1	57C	58
BAF 5724737-C	L.H. - aluminum - 7-15/16" long	1	57C	58
BAF 5824736-C	R.H. - aluminum - 39-3/8" long	1	57B, 58B, 75A, 77D	58
BAF 5824737-C	L.H. - aluminum - 39-3/8" long	1	57B, 58B, 75A, 77D	58
24738-9 EXTENSION (REAR DOOR) UPPER REAR				
ED-BU 5724738-H	R.H. - chrome & paint	(a) 1	57A	56
BU 5724739-H	L.H. - chrome & paint	(a) 1	57A	56
BU 5724738-J	R.H. - gold finish center	(b) 1	57B, 57C	56
ED-BU 5724739-J	L.H. - gold finish center	(b) 1	57B, 57C	56
23356-S7	Bolt-1/4"-20 x 9/16"	4	a	
33795-S7	Nut-hex. -1/4"-20	6	a	
34940-S8	Washer-external tooth-1/4"	6	a	
357683-S18	Stud-1/4"-20 x 3/4"	2	b	
24760-1 PANEL (REAR DOOR INSIDE UPPER REAR EXTENSION FINISH)				
PB9M 5724760-AP	R.H. - in prime - @1012678	1	57A, B	59
PB9M 5724761-AP	L.H. - in prime - @1012679	1	57A, B	59
PB9M 5724760-BP	R.H. - in prime - @1018976	1	57C	59
PB9M 5724761-BP	L.H. - in prime - @1018977	1	57C	59
24772 ORNAMENT (REAR DOOR INSIDE) UPPER REAR				
BU 5724772-A		(a) 2	57A, 57B	56
354336-S8	Screw-truss hd. -No. 6-32 x 3/16"	4	a	
24774 ORNAMENT (REAR DOOR INSIDE UPPER REAR)				
BU 5724774-B	Plastic - used as ornament - wheel hub cap only	4	56B, 57B, C, 58B, 63B, C, 65A, 75A, 76C, 77B, D	58
24784-5 SHIELD (REAR DOOR WIRING)				
B5A 7324784-A	R.H. - used with electric reg. - @BN-7324784-A (a)	1	57, 58, 73, 79	56
B5A 7324785-A	L.H. - used with electric reg. - @BN-7324785-A (a)	1	57, 58, 73, 79	56
52735-S8	Screw-pan hd. cross rec. -No. 10-12 x 5/8"	4	a	
24786-7 SHIELD (REAR DOOR WIRING)				
BAE 5824786-B	R.H. - used with electric regulator	(a) 1	57, 58, 75, 77	57/58
BAE 5824787-B	L.H. - used with electric regulator	(a) 1	57, 58, 75, 77	57/58
FEK 6424786-B	Used with back window electric regulator	(a) 1	56, 77	57/58
PB9M 5724786-A	R.H. - @1011306	(b) 1	57, 58, 77	59
PB9M 5724787-A	L.H. - @1011307	(b) 1	57, 58, 77	59
42127-S8	Screw-hex. washer hd. -No. 10-12 x 1/2"	AR	b	
52727-S8	Screw-pan hd. cr. rec. -No. 12-12 x 1/2"	AR	a	
24856-7 DOVETAIL (REAR DOOR WINDOW)				
BAF 5724856-A	R.H. - zinc die cast	1	57, 75, 77	57/58
BAF 5724857-A	L.H. - zinc die cast	1	57, 75, 77	57/58
PB9M 5724856-A	R.H. - @1011244	1	57, 77	59
PB9M 5724857-A	L.H. - @1011245	1	57, 77	59

GROUP AND PART NUMBER	DESCRIPTION, SIZE, ETC.	NO. REQ'D	MODEL OR ENGINE CUBIC INCH DISPLACEMENT	YEAR 19__
24858-9 STRIKER (REAR DOOR WINDOW DOVETAIL)				
BU 5724858-A	Steel - 3/4" dia. x 1-9/32" long (a)	2	57	56
BAE 5724858-C	R.H. - zinc die cast	1	57, 75, 77	57/58
BAE 5724859-C	L.H. - zinc die cast	1	57, 75, 77	57/58
PB9M 5724858-A	R.H. - Ⓢ1003270	1	57, 77	59
PB9M 5724859-A	L.H. - Ⓢ1003271	1	57, 77	59
33795-S7	Nut-hex. -1/4"-20	2	a	
34940-S7	Lockwasher-external tooth-1/4"	2	a	
24868 RETAINER (REAR DOOR OUTSIDE FINISH PANEL FRONT MOULDING)				
BAF 5724868-A	Also used on quarter panel	12	57C	58
24870 PLATE (REAR DOOR WINDOW DOVETAIL STRIKER) MOUNTING				
BU 5724870-A	Zinc die casting - 1" x 3-31/64" x 3/16" (a)	2	57	56
354666-S8	Screw-hex. -No. 12-24 x 3/8"	4	a	
24882 RETAINER (REAR DOOR WIRING SHIELD)				
FEL 5824882-A	Used with back window electric regulator (a)	1	56, 77	57/58
42127-S8	Screw-hex. hd. -No. 10-12 x 1/2"	2	a	
24990-1 MOULDING (REAR DOOR OUTSIDE UPPER REAR EXTENSION)				
PB9M 5724990-A	R.H. - 11" long - Ⓢ1012676	1	57	59
PB9M 5724991-A	L.H. - 11" long - Ⓢ1012677	1	57	59
25034 RETAINER (REAR DOOR OUTSIDE UPPER MOULDING)				
PB9M 5725034-A	Ⓢ1017008	6	57, 58, 77	59
25072 RETAINER (REAR DOOR OUTSIDE UPPER REAR MOULDING)				
B8E 5725072-B		4	All	57/58
BAE 5825072-A	Horizontal slot - also used on front door	AR	All	57
BAF 5825072-A	Also used on front door	AR	All	58
BAF 5725072-A	Vertical slot	4	57C	58
25300-1 RAIL (REAR DOOR OUTSIDE FINISH) LOWER				
BU 7925300-A	R.H. - lower - fiber glass - 37-13/16" long (a,b)	1	79C	56
BU 7925301-A	L.H. - lower - fiber glass - 37-13/16" long (a,b)	1	79C	56
BAE 7725300-A	R.H. - lower - fiber glass - 39-27/64" long - includes decal - light maple grain (a)	1	77B	57
BAE 7725301-A	L.H. - lower - fiber glass - 39-27/64" long - includes decal - light maple grain (a)	1	77B	57
BAF 7725300-A	R.H. - lower - fiber glass - limed oak grain (a)	1	77B	58
BAF 7725301-A	L.H. - lower - fiber glass - limed oak grain (a)	1	77B	58
B9MB 7725300-A	(1) R.H. - (1) L.H. - fiber glass - limed oak grain use on cars built after 11-20-58	2	77B	59
PB9M 7725300-A	Fiber glass - 30-5/16" long - limed oak grain - use on cars built prior to 11-20-58 - Ⓢ1005052	2	77B	59
45021-S32	Nut	8	b	
52760-S	Screw	AR	a	
353557-S	Screw	8	b	
357215-S	Nut	AR	a	
358403-S	Retainer	AR	a	
358404-S	Cap-chrome	AR	a	

GROUP AND PART NUMBER	DESCRIPTION, SIZE, ETC.	NO. REQ'D	MODEL OR ENGINE CUBIC INCH DISPLACEMENT	YEAR 19__
25320-1 RAIL (REAR DOOR OUTSIDE FINISH) UPPER				
BU 7925320-A	R.H. - upper - fiber glass - 37-7/16" long (a, b)	1	79C	56
BU 7925321-A	L.H. - upper - fiber glass - 37-7/16" long (a, b)	1	79C	56
BAE 7725320-A	R.H. - upper - fiber glass - 39-1/16" long - includes decal - light maple grain (a)	1	77B	57
BAE 7725321-A	L.H. - upper - fiber glass - 39-1/16" long - includes decal - light maple grain (a)	1	77B	57
BAF 7725320-A	R.H. - upper - fiber glass - limed oak grain (a)	1	77B	58
BAF 7725321-A	L.H. - upper - fiber glass - limed oak grain (a)	1	77B	58
PB9M 7725320-A	R.H. - 35-3/4" long - fiber glass - limed oak grain - Ⓢ1005050	1	77B	59
PB9M 7725321-A	L.H. - 35-3/4" long - fiber glass - limed oak grain - Ⓢ1005051	1	77B	59
45021-S32	Nut	8	b	
52760-S	Screw	AR	a	
353557-S	Screw	8	b	
357215-S	Nut	AR	a	
358403-S	Retainer	AR	a	
358404-S	Cap-chrome	AR	a	
25324-5 WEATHERSTRIP (REAR DOOR)				
BU 5725324-A	R.H. - rubber	1	57	56
BU 5725325-A	L.H. - rubber	1	57	56
BV 5825324-A	R.H. - rubber	1	58	56
BV 5825325-A	L.H. - rubber	1	58	56
BU 7925324-A	R.H. - rubber - ⓈBN-7925324-B	1	73, 79	56
BU 7925325-A	L.H. - rubber - ⓈBN-7925325-B	1	73, 79	56
BAE 5725324-B	R.H.	1	57, 75, 77	57/58
BAE 5725325-B	L.H.	1	57, 75, 77	57/58
BAE 5825324-B	R.H.	1	58	57/58
BAE 5825325-B	L.H.	1	58	57/58
B9BM 5725324-A	R.H.	1	57	59
B9BM 5725325-A	L.H.	1	57	59
PB9M 5825324-A	R.H. - Ⓢ1002754	1	58	59
PB9M 5825325-A	L.H. - Ⓢ1002755	1	58	59
B9BM 7725324-A	R.H.	1	77	59
B9BM 7725325-A	L.H.	1	77	59
25334-5 MOULDING (REAR DOOR OUTSIDE) LOWER FRONT				
PB9M 5725334-A	R.H. - 4-55/64" long - Ⓢ1007736 (a)	1	57, 58, 77	59
PB9M 5725335-A	L.H. - 4-55/64" long - Ⓢ1007737 (a)	1	57, 58, 77	59
PB9M 5725034-A	Retainer assembly	1	a	
34655-S8	Nut and washer assy. -No.10-24	2	a	
25342 RETAINER (REAR DOOR GLASS FRONT WEATHERSTRIP)				
BAE 5725342-A		2	57, 75	57/58
BAE 7725342-A		2	77	57/58
25390-1 STRIP (REAR DOOR WINDOW FRONT INSIDE FINISH)				
BAE 5725390-A	R.H. - rustless steel	1	57, 75	57/58
BAE 5725391-A	L.H. - rustless steel	1	57, 75	57/58
BAE 7725390-A	R.H. - rustless steel	1	77	57/58
BAE 7725391-A	L.H. - rustless steel	1	77	57/58
25392 SPACER (FRONT DOOR OUTSIDE FINISH RAIL)				
BAE 7725392-A	Rubber - rear door - 7/8" O.D. x 1/2" x 31/64" long	2	77B	57

GROUP AND PART NUMBER	DESCRIPTION, SIZE, ETC.	NO. REQ'D	MODEL OR ENGINE CUBIC INCH DISPLACEMENT	YEAR 19__
25432-3 WEATHERSTRIP (REAR DOOR UPPER REAR EXTENSION CORNER)				
B9MB 5725432-A	R.H. - rubber and steel - 2-11/32" (a)	1	57	59
B9MB 5725433-A	L.H. - rubber and steel - 2-11/32" (a)	1	57	59
52003-S13	Screw-flat hd. cr. rec. tap. -No. 4-24 x 3/8"	4	a	
25438-9 MOULDING (REAR DOOR TRIM FRONT EDGE)				
BAE 7525438-B	R.H. - 2" long - rustless steel (a)	1	75	57
		1	57C, 75	58
BAE 7525439-B	L.H. - 2" long - rustless steel (a)	1	75	57
		1	57C, 75	58
52360-S13	Screw-oval hd. cr. rec. -No. 8-15 x 3/4"	2	a	
25442 BRACKET (REAR DOOR WINDOW REAR GUIDE ADJUSTING) LOWER				
BAE 5725442-B		2	57, 75, 77	57/58
PB9M 5725442-A	⊕1003272	2	57	59
25456 RETAINER (REAR DOOR OUTSIDE FRONT MOULDING)				
BAF 5725456-A		2	57C	58
25460-1 ROD (REAR DOOR LOCK PUSH BUTTON)				
PB9M 5725460-A	R.H. - ⊕1009596	1	57, 58, 77	59
PB9M 5725461-A	L.H. - ⊕1009597	1	57, 58, 77	59
25466-7 MOULDING (REAR DOOR TRIM REAR EDGE)				
BAE 7525466-B	R.H. - 3-1/4" long - rustless steel (a)	1	75	57
		1	57C, 75A	58
BAE 7525467-B	L.H. - 3-1/4" long - rustless steel (a)	1	75	57
		1	57C, 75A	58
52360-S13	Screw-oval hd. cr. rec. -No. 8-15 x 3/4"	4	a	
25476 WEATHERSTRIP (REAR DOOR GLASS RUN) REAR				
B9MB 7725476-B	15-1/8" long - includes clips	4	77	59
25490-1 EXTENSION (REAR DOOR) OUTSIDE BELT MOULDING				
BU 5725490-A	R.H. - rustless steel - 17-3/32" long (a)	1	57A	56
ED-BU 5725491-A	L.H. - rustless steel - 17-3/32" long (a)	1	57A	56
33795-S8	Nut-hex. -1/4"-20	4	a	
354479-S7	Nut & washer assy. -No. 10-24	2	a	
25504 MOULDING (REAR DOOR TRIM) UPPER FRONT				
BAE 5825504-B	Rustless steel - 5-27/32" long	2	57, 58, 75, 77	57
25514-5 MOULDING (REAR DOOR WINDOW GARNISH)				
ED-BU 5725514-BP	R.H. - in prime (a)	1	57	56
BU 5725515-AP	L.H. - in prime (a)	1	57	56
BV 5825514-AP	R.H. - in prime (a)	1	58	56
BV 5825515-AP	L.H. - in prime (a)	1	58	56
B6A 7325514-AP	R.H. - in prime - ⊕BJ-7325514-AP (a, b)	1	73	56
B6A 7325515-AP	L.H. - in prime - ⊕BJ-7325515-AP (a, b)	1	73	56
B5A 7925514-AP	R.H. - in prime - ⊕BN-7925514-AP (a)	1	79	56
B5A 7925515-AP	L.H. - in prime - ⊕BN-7925515-AP (a)	1	79	56
BAE 5725514-CP	R.H.	1	57, 77	57/58
BAE 5725515-CP	L.H.	1	57, 77	57/58
BAF 5725514-BP	R.H. - in prime	1	57A, B, 77	57/58
BAF 5725515-BP	L.H. - in prime	1	57A, B, 77	57/58
BAE 5825514-BP	R.H. - in prime	1	58	57/58
BAE 5825515-BP	L.H. - in prime	1	58	57/58
	CONTINUED ON NEXT PAGE			

GROUP AND PART NUMBER	DESCRIPTION, SIZE, ETC.	NO. REQ'D	MODEL OR ENGINE CUBIC INCH DISPLACEMENT	YEAR 19__
25514-5 MOULDING (REAR DOOR WINDOW GARNISH) CONTINUED				
PB9M 5725514-AP	31-3/4" long - includes weatherstrip - Ⓢ1009484 (c)	1	57A, B	59
PB9M 5725515-AP	31-3/4" long - includes weatherstrip - Ⓢ1009485 (c)	1	57A, B	59
PB9M 5825514-AP	29-1/4" long - includes weatherstrip - Ⓢ1005924 (c)	1	58	59
PB9M 5825515-AP	29-1/4" long - includes weatherstrip - Ⓢ1005925 (c)	1	58	59
PB9M 7725514-AP	31-3/4" long - includes weatherstrip - Ⓢ1005922 (c)	1	77	59
PB9M 7725515-AP	31-3/4" long - includes weatherstrip - Ⓢ1005923 (c)	1	77	59
	52352-S13 Screw-oval hd. cross rec. -No. 8-15 x 5/8"	8	a	
	52360-S13 Screw-oval hd. cross rec. -No. 8-15 x 3/4"	4	b	
PB9M 5620922-A	Clip	AR	c	
25522-3 MOULDING (REAR DOOR OUTSIDE TOP) UPPER REAR				
BV 7325522-B	R. H. - rustless steel (a)	1	70B, 73B, C	56
BV 7325523-B	L. H. - rustless steel (a)	1	70B, 73B, C	56
	354336-S8 Screw-truss hd. -No. 6-32 x 3/16"	4	a	
25530 MOULDING (REAR DOOR) OUTSIDE LOWER REAR CORNER				
BU 7925530-A	Rustless steel - 4-25/32" long	2	79C	56
25532-3 MOULDING (REAR DOOR) OUTSIDE REAR				
BU 7325532-A	Rustless steel - 22-63/64" long (a)	2	57C, 57D, 58B, 73, 79B, 79D	56
BU 7925532-A	R. H. - rustless steel - 28-5/8" long (b)	1	79C	56
BU 7925533-A	L. H. - rustless steel - 28-5/8" long (b)	1	79C	56
BAE 5825532-A	Rustless steel - 21-15/16" long (c)	2	57B, 58B, 75, 77D	57
MHK 350003-A	Kit - moulding clips - exterior	1	75	57
	45021-S32 Nut	2	b	
	353557-S8 Screw	2	b	
	357786-S8 Clip-moulding	3	a	
	359167-S8 Screw-truss hd. cr. rec. -No. 8-32	2	c	
25534-5 RETAINER (REAR DOOR OUTSIDE MOULDING) TOP REAR				
BV 7325534-A	R. H. - retainer (a)	1	73B, 73C	56
BV 7325535-A	L. H. - retainer (a)	1	73B, 73C	56
	354336-S8 Screw-truss hd. -No. 6-32 x 3/16"	6	a	
25540-1 MOULDING (REAR DOOR OUTSIDE UPPER & LOWER REAR)				
BAE 5825540-A	15-1/4" long	4	57, 58, 75, 77	57
		4	57A, B, 58, 75A, 77	58
MHK 350001-A	Kit - moulding clips - exterior	1	57, 58, 75	57
BAF 5825541-A	L. H. - rustless steel - 19-3/4" long (a)	1	57, 58, 75, 77A, C, D	58
MJK 350002-A	Kit - moulding clips - exterior	1	57, 58, 75, 77	58
MJK 350003-A	Kit - moulding clips - exterior	1	57C, 63C, 75B, 76C	58
PB9M 5725540-A	Upper moulding - rustless steel - 34-3/4" long - (b) Ⓢ1007159	2	57, 58, 77	59
	Lower rear moulding - cut to 32-3/8" long and crimp into moulding lower front PB9M-5725334-5-A	2	57, 58, 77	59
59MK 350004-A	Kit - moulding clip	AR	b	59
	359167-S8 Screw-truss hd. cr. rec. -No. 8-32	2	a	
25542-3 MOULDING (REAR DOOR OUTSIDE - TOP) SNAP-ON				
BV 7325542-A	R. H. - rustless steel (a)	1	73B, C	56
BV 7325543-A	L. H. - rustless steel (a)	1	73B, C	56
BAE 5825542-A	R. H. - snap on type - requires no retainers	1	58	57/58
BAE 5825543-A	L. H. - snap on type - requires no retainers	1	58	57/58
PB9M 5825542-A	R. H. - rustless steel - Ⓢ1010906	1	58	59
PB9M 5825543-A	L. H. - rustless steel - Ⓢ1010907	1	58	59
	354336-S8 Screw-truss hd. -No. 6-32 x 3/16"	6	a	

GROUP AND PART NUMBER	DESCRIPTION, SIZE, ETC.	NO. REQ'D	MODEL OR ENGINE CUBIC INCH DISPLACEMENT	YEAR 19__
25554-5 MOULDING (REAR DOOR) OUTSIDE BELT				
BU 5725554-A	Rustless steel - 21-1/16" long	2	57A	56
BV 5825554-B	R.H. - rustless steel	1	58	56
BV 5825555-B	L.H. - rustless steel	1	58	56
BU 7325554-A	R.H. - rustless steel - with 6-21/32" cut out	1	73B, C	56
BU 7325555-A	L.H. - rustless steel - with 6-21/32" cut out	1	73B, C	56
B6A 7925554-A	R.H. - rustless steel - with 6-15/64" cut out - ⊕BJ-7925554-A	1	79	56
B6A 7925555-A	L.H. - rustless steel - with 6-15/64" cut out - ⊕BJ-7925555-A	1	79	56
MGK 350001-A	Kit - moulding clips - exterior Consists of the following - (1) BV-7325553-A retainer (1) 50514-S8 screw (1) 357786-S8 clip	1	58, 73, 79	56
BAE 5725554-A	R.H. - 31-3/4" long - rustless steel	1 1	57A, B, 75, 77 57B, 75A, 77B, D	57 58
BAE 5725555-A	L.H. - 31-3/4" long - rustless steel	1 1	57A, B, 75, 77 57B, 75A, 77B, D	57 58
BAE 5825554-A	R.H. - rustless steel	1 1	58 58B	57 58
BAE 5825555-A	L.H. - rustless steel	1 1	58 58B	57 58
BAF 5725554-A	R.H. - rustless steel - 31-3/4" long	1	57C	58
BAF 5725555-A	L.H. - rustless steel - 31-3/4" long	1	57C	58
25556-7 MOULDING (REAR DOOR OUTSIDE LOWER FRONT)				
BU 7325556-A	R.H. - rustless steel - 13-19/32" long	1	57, 58, 73	56
BU 7325557-A	L.H. - rustless steel - 13-19/32" long	1	57, 58, 73	56
BU 7925556-A	R.H. - rustless steel - 13-13/64" long	1	79B	56
BU 7925557-A	L.H. - rustless steel - 13-13/64" long	1	79B	56
MGK 350001-A	Kit - moulding clips - exterior Consists of the following - (1) BV-7325553-A retainer (1) 50514-S8 screw (1) 357786-S8 clip	1	57, 58, 73, 79B	56
BAE 5825556-A	R.H. - rustless steel - 17-5/8" long	1	57B, 58B, 75, 77D	57
BAE 5825557-A	L.H. - rustless steel - 17-5/8" long	1	57B, 58B, 75, 77D	57
BAE 5825556-C	R.H. - rustless steel - 17-5/8" long	(a) 1	57A, 58A, 77A, C	57
BAE 5825557-C	L.H. - rustless steel - 17-5/8" long	(a) 1	57A, 58A, 77A, C	57
MHK 350000-A	Kit - moulding clips - exterior	1	57A, 58A	57
MHK 350004-A	Kit - moulding clips - exterior	1	57B, 58B, 75	57
BAF 5725556-A	R.H. - rustless steel - 20-1/2" long - with forked end	1	57C	58
BAF 5725557-A	L.H. - rustless steel - 20-1/2" long - with forked end	1	57C	58
BAF 5825556-B	R.H. - rustless steel - 39-1/4" long	(a) 1	57B, 58B, 75A, 77D	58
BAF 5825557-B	L.H. - rustless steel - 39-1/4" long	(a) 1	57B, 58B, 75A, 77D	58
BAF 5825556-C	R.H. - rustless steel - 19-15/16" long - curved	(a) 1	57A, 58A, C, 77A, C	58
BAF 5825557-C	L.H. - rustless steel - 19-15/16" long - curved	(a) 1	57A, 58A, C, 77A, C	58
BAF 5825556-E	R.H. - rustless steel - used with Flo-tone paint - 15-1/16" long - straight	(a) 1	57A, 58A, 77A, C	58
BAF 5825557-E	L.H. - rustless steel - used with Flo-tone paint - 15-1/16" long - straight	(a) 1	57A, 58A, 77A, C	58
	CONTINUED ON NEXT PAGE			

GROUP AND PART NUMBER	DESCRIPTION, SIZE, ETC.	NO. REQ'D	MODEL OR ENGINE CUBIC INCH DISPLACEMENT	YEAR 19_____
25556-7 MOULDING (REAR DOOR OUTSIDE LOWER FRONT) CONTINUED				
MJK 350002-A	Kit - moulding clips - exterior	1	57, 58, 75, 77	58
MJK 350004-A	Kit - moulding clips - exterior	1	56, 77A, C, D	58
MJK 350007-A	Kit - moulding clips - exterior	1	All except 57C, 63C, 75B	58
34053-S8	Nut-hex. -No.10-24 ☆ 1957 - use on models 57A, B, 58A, B, 75, 77D ☆ 1958 - use on models 57, 58, 75, 77D	6	a☆	
34903-S8	Lockwasher-No.10 ☆ 1957 - use on models 57A, B, 58A, B, 75, 77D ☆ 1958 - use on models 57, 58, 75, 77D	6	a☆	
358560-S100	Clip assy. ☆ 1957 - use on models 57A, B, 58A, B, 75, 77D ☆ 1958 - use on models 57, 58, 75, 77D	2	a☆	
25558-9 MOULDING (REAR DOOR TRIM) UPPER				
BU 5725558-A	R.H. - chrome finish - 30-31/32" long	1	57A	56
BU 5725558-B	R.H. - chrome finish - 26-5/16" long	1	57B	56
BU 5825558-A	R.H. - chrome finish - 31-13/16" long	1	58A	56
BU 5825559-A	L.H. - chrome finish - 31-13/16" long	1	58A	56
BU 5825558-B	R.H. - chrome finish - 27-1/4" long	1	58B	56
BU 5825559-B	L.H. - chrome finish - 27-1/4" long	1	58B	56
BU 7325558-D	R.H. - chrome finish - 27-61/64" long	1	73C, 79C, 79D	56
BU 7325559-D	L.H. - chrome finish - 27-61/64" long	1	73C, 79C, 79D	56
BU 7325558-E	R.H. - chrome finish - 26-9/64" long	1	73B, 79B	56
BU 7325559-E	L.H. - chrome finish - 26-9/64" long	1	73B, 79B	56
BAE 5825558-B	R.H. - rear - rustless steel - 22-59/64" long	1	57, 58, 75, 77	57
BAE 5825559-B	L.H. - rear - rustless steel - 22-59/64" long	1	57, 58, 75, 77	57
BAF 5725558-A	R.H.	1	57C	58
BAF 5725559-A	L.H.	1	57C	58
PB9M 5725558-A	R.H. - rustless steel - @1017058	1	57C	59
PB9M 5725559-A	L.H. - rustless steel - @1017059	1	57C	59
25562 RETAINER (REAR DOOR OUTSIDE LOWER)				
BAE 5825562-A	Rear door - outside lower	4	57B, 58B, 75A, 77D	57
	Quarter panel - outside lower	4	56B, 57B, 58B, 63B, 65, 76B, 77D	57
	Front fender	4	56B, 57B, 58B, 63B, 65A, 75A, 76B, 77D	57
	Rear door - outside lower	4	57A, 58A, 77A, C	58
	Quarter panel - outside lower	4	56A, 57A, 58A, 63A, 64A, 76A, 77A, C	58
	Front fender	4	56A, 57A, 58A, 63A, 64A, 76A, 77A, C	58
25572 RETAINER (REAR DOOR OUTSIDE TOP) UPPER REAR				
BU 7325572-B	At center	2	73B, 73C	56
BV 7325572-A	Retainer - used at lower end	(a) 1	70B	56
	At belt end	2	73B, 73C	56
BV 7325572-B	Retainer - intermediate location	(a) 1	70B	56
354336-S8	Screw-truss hd. -No.16-32 x 3/16"	4	a	
25578-9 MOULDING (REAR DOOR TRIM) LOWER				
BU 5725578-A	Chrome finish - 24-29/32" long	2	57A	56
BU 5825578-A	Chrome finish - 25-27/32" long	2	58A	56
BAE 5825578-B	Chrome finish - 26-11/16" long - includes retainer	2	57B, 58B, 75, 77B, D	57
BAF 5725578-A	26-7/8" long	2	57C	58
B9MB 5725578-A	R.H. - 26-29/32" long	1	57C	59
B9MB 5725579-A	L.H. - 26-29/32" long	1	57C	59
25586-7 MOULDING (REAR DOOR WINDOW FRAME OUTSIDE UPPER FRONT)				
BAE 5825586-A	R.H. - rustless steel - snap-on type	1	58	57/58
BAE 5825587-A	L.H. - rustless steel - snap-on type	1	58	57/58

GROUP AND PART NUMBER	DESCRIPTION, SIZE, ETC.	NO. REQ'D	MODEL OR ENGINE CUBIC INCH DISPLACEMENT	YEAR 19__
25586-7 MOULDING (REAR DOOR OUTSIDE) FRONT - SNAP-ON				
BAF 5825586-A	R.H. - rustless steel - 19-15/16" long	1	57B, 58B, 75A, 77D	58
BAF 5825587-A	L.H. - rustless steel - 19-15/16" long	1	57B, 58B, 75A, 77D	58
MJK 350009-A	Kit - moulding clips - exterior	1	57B, C, 63B, C, 75A, 76C, D	58
B9A 7125586-A	R.H. - rear door - L.H. - front door - cut 1/4" off of end at belt moulding - @1010222	1	58	59
B9A 7125587-A	R.H. - front door - L.H. - rear door - cut 1/4" off of end at belt moulding - @1010223	1	58	59
25596-7 WEATHERSTRIP (REAR DOOR GLASS AT BELT) OUTSIDE				
BV 5825596-A	24-1/4" long	2	58	56
B5A 7325596-A	R.H. - 22-7/64" long - @BN-7325596-A	1	73, 79	56
B5A 7325597-A	L.H. - 22-7/64" long - @BN-7325597-A	1	73, 79	56
BAE 5725596-C	R.H. - with clips - 31-1/4" long	1	57, 77	57
		1	57A, 77A, C	58
BAE 5725597-C	L.H. - with clips - 31-1/4" long	1	57, 77	57
		1	57A, 77A, C	58
BAE 5825596-C	R.H. - with clips	(a) 1	58	57/58
BAE 5825597-C	L.H. - with clips	(a) 1	58	57/58
BAE 7525596-A	R.H. - with clips	1	75	57
		1	57B, 75A, 77B	58
BAE 7525597-A	L.H. - with clips	1	75	57
		1	57B, 75A, 77B	58
BAF 7525596-A	R.H. - with clips	(a) 1	57C	58
BAF 7525597-A	L.H. - with clips	(a) 1	57C	58
B9MB 5725596-B	R.H. - 23-1/4" long	1	57	59
B9MB 5725597-B	L.H. - 23-1/4" long	1	57	59
PB9M 5825596-A	With clips - 26-7/8" x 3/8" - @1002762	2	58	59
B9MB 7725596-A	R.H. - with clips - 30-3/16" long	1	77	59
B9MB 7725597-A	L.H. - with clips - 30-3/16" long	1	77	59
52003-S8	Screw-flat hd. cr. rec. -No. 4-24 x 3/8"	4	a	
25612-3 ORNAMENT (REAR DOOR & QUARTER PANEL)				
BU 7025612-A	R.H.	1	All except 79	56
BU 7025613-A	L.H.	1	All except 79	56
BU 7925612-A	R.H.	1	79	56
BU 7925613-A	L.H.	1	79	56
MGK 350005-B	Kit - moulding clips - exterior Consists of the following - (5) 34053-S8 nut (5) 34903-S8 washer (5) 351600-S8 washer-cup	1	57, 58, 73, 79	56
25622 NAME PLATE (REAR DOOR & FRONT FENDER)				
BU 5725622-B	"PHAETON" - zinc die cast	(a) 2	57A	56
BU 7025622-B	"CUSTOM" - zinc die cast	(a) 2	57C, 64D, 70B, 73B, 76A, 79B	56
BC 7325622-C	"MONTEREY" - zinc die cast - located on front fender	(a) 2	57B, 58B, 64C, 73C, 79C	56
BAE 6525622-A	"TURNPIKE" - script - used as roof side ornament with quadra-lites only - gold plate - use on cars built prior to 12-19-57 Also used on rear door and luggage compt. door	(b) 2	65, 75	57/58
BAE 6525622-B	"CRUISER" - used as roof side ornament with quadra-lites only - gold plate - use on cars built prior to 12-19-57 Also used on rear door and luggage compt. door	(b) 2	65, 75	57/58
353577-S2	Nut-sleeve-1/8"	AR	a	
370030-S2	Nut-sleeve-3/32"	10	b	

GROUP AND PART NUMBER	DESCRIPTION, SIZE, ETC.	NO. REQ'D	MODEL OR ENGINE CUBIC INCH DISPLACEMENT	YEAR 19__
25652-3 GUARD (BODY SIDE STONE)				
BU 7025652-A	R.H. - rustless steel - approx. 15-1/2" long	1	64, 70, 76	56
BU 7025653-A	L.H. - rustless steel - approx. 15-1/2" long	1	64, 70, 76	56
BV 7025652-B	R.H. - rustless steel - approx. 13-3/4" long	1	64, 70, 76	56
BV 7025653-B	L.H. - rustless steel - approx. 13-3/4" long	1	64, 70, 76	56
B5A 7025652-A	Kit - body side stone guard - R. H. Consists of the following - (1) BN-7025652-B guard (1) 52547-S8 screw (1) 353841-S screw	1	79B, 79C	56
B5A 7025653-A	Kit - body side stone guard - L. H. Consists of the following - (1) BN-7025653-B guard (1) 52547-S8 screw (1) 353841-S screw	1	79B, 79C	56
BU 7325652-A	R.H. - rustless steel - upper - approx. 10-1/4" long	1	57, 58, 73	56
BU 7325653-A	L.H. - rustless steel - upper - approx. 10-1/4" long	1	57, 58, 73	56
BV 7325652-B	R.H. - rustless steel - upper - approx. 8-1/2" long	1	57, 58, 73	56
BV 7325653-B	L.H. - rustless steel - upper - approx. 8-1/2" long	1	57, 58, 73	56
MGK 350003-A	Kit - moulding clips - exterior Consists of the following - (1) B5A-7020918-A retainer (3) 34053-S8 nut (3) 34903-S8 washer (3) 44713-S8 washer-flat (2) 356499-S washer-sealer (3) 358552-S100 clip assy.	1	All	56
25678-9 GUARD (BODY SIDE STONE) LOWER				
BU 7325678-A	R.H. - rustless steel - lower - used with BU-7325652-A	1	57, 58, 73	56
BU 7325679-A	L.H. - rustless steel - lower - used with BU-7325653-A	1	57, 58, 73	56
BV 7325678-A	R.H. - rustless steel - lower - used with BV-7325652-B	1	57, 58, 73	56
BV 7325679-A	L.H. - rustless steel - lower - used with BV-7325653-B	1	57, 58, 73	56
MGK 350000-A	Kit - moulding clips - exterior Consists of the following - (1) B5A-7020918-A retainer (1) B5A-7025670-A retainer (2) 52726-S2 screw	1	57, 58, 73	56
25690-3 STRIP (REAR DOOR BELT INNER PANEL FINISH)				
BAE 5825690-A	R.H. - rear - rustless steel - 1-13/16" long (a)	1	58	57
BAE 5825691-A	L.H. - rear - rustless steel - 1-13/16" long (a)	1	58	57
BAE 5825692-A	R.H. - front - rustless steel - 1-11/16" long (a)	1	58	57
BAE 5825693-A	L.H. - front - rustless steel - 1-11/16" long (a)	1	58	57
52718-S13	Screw-pan hd. cr. rec. -No. 6-18 x 3/8"	2	a	
25694 BRACKET (REAR DOOR VENTILATOR WINDOW GLASS RUN) LOWER INNER				
BV 5825694-A	(a)	2	58	56
355819-S8	Screw & washer assy. -hex. hd. -No. 12-24 x 7/16"	4	a	

GROUP AND PART NUMBER	DESCRIPTION, SIZE, ETC.	NO. REQ'D	MODEL OR ENGINE CUBIC INCH DISPLACEMENT	YEAR 19__
25712 GLASS (REAR DOOR)				
BU 5725712-A	Clear	2	57	56
BU 5725712-B	Tinted - green	2	57	56
BV 5825712-B	Tinted - green	2	58	56
B5A 7325712-A	Clear - ⊕BN-7325712-A	2	73	56
B5A 7925712-A	Clear - ⊕BN-7925712-A	2	79	56
B5A 7925712-B	Tinted - green - ⊕BN-7925712-B	2	79	56
BAE 5725712-C	Clear	2	57	57
BAE 5725712-D	Tinted - green	2	57	57
BAE 5825712-A	Clear	2	58	57/58
BAE 5825712-B	Tinted - green	2	58	57/58
BAE 7525712-E	Clear	2	75	57
		2	57, 75	58
BAE 7525712-F	Tinted	2	75	57
		2	57, 75	58
BAE 7725712-E	Clear	2	77	57/58
BAE 7725712-F	Tinted - green	2	77	57/58
PB9M 5725712-A	Clear - ⊕1003658	2	57	59
PB9M 5725712-B	Tinted - green - ⊕1003659	2	57	59
PB9M 5825712-A	Clear - ⊕1001517	2	58	59
PB9M 5825712-B	Tinted - green - ⊕1003674	2	58	59
PB9M 7725712-A	Clear - ⊕1003800	2	77	59
PB9M 7725712-B	Tinted - green - ⊕1003803	2	77	59
25728 RUN (REAR DOOR GLASS) HINGE SIDE				
BV 5825728-A	27-9/32" long	2	58	56
BAE 5825728-B	29-11/16" long	2	58	57/58
25740-1 STOP (REAR DOOR WINDOW REGULATOR DRIVE ARM)				
BU 5725740-A	R.H.	1	57	56
BU 5725741-A	L.H.	1	57	56
25760 RUN (REAR DOOR GLASS)				
B5A 7925760-B	⊕BN-7925760-A	(a) 2	73, 79	56
355819-S8	Screw & washer assy. -hex. hd. -No. 12-24 x 7/16"	4	a	
25760 RUN (REAR DOOR GLASS LOCKSIDE)				
BV 5825766-A	25-1/4" long	2	58	56
BAE 5825766-A		2	58	57/58
COAB 5825766-A	42" long	AR	64	57/58
PB9M 5825760-A	14-15/16" long - ⊕1007459	2	58	59
25766 RUN (REAR DOOR GLASS TOP)				
COAB 5825766-A	38-7/16" long -	AR	All	59
	Front door top - cut to 21-13/64"	2	58	59
	Front door rear - cut to 30-1/8"	2	58	59
	Rear door top - cut to 35-1/4"	2	58	59
	Front door top - cut to 26-1/2"	2	64	59
	Front door rear - cut to 29-13/64"	2	64	59
25780 STOP (DOOR WINDOW) UPPER				
B8A 5725780-A	Rubber coated	2	57, 75, 77	57/58
25792 ROLLER (REAR DOOR WINDOW FRONT GUIDE) LOWER				
BAE 5725792-A	Nylon - also used with electric regulator - Quarter window	2	57, 75, 77	57/58
		2	56, 65	57/58
25808 SLIDE (REAR DOOR WINDOW STABILIZER ARM)				
B7A 5725808-B	⊕BAC-5725808-C	2	57, 75, 77	57/58

GROUP AND PART NUMBER	DESCRIPTION, SIZE, ETC.	NO. REQ'D	MODEL OR ENGINE CUBIC INCH DISPLACEMENT	YEAR 19__
25816 STOP (REAR DOOR WINDOW REAR UPPER)				
BAK 5725816-A	Used for field fix - tech. letter LM8-314	2	56, 77	58
25822 BUTTON (REAR DOOR WINDOW FRAME BOLT ACCESS UPPER PLUG)				
BAE 5825822-A		4	58	57/58
25824-5 WEATHERSTRIP (REAR DOOR GLASS) FRONT				
BU 5725824-A	R.H. - on front of door glass (a)	1	57	56
BU 5725825-A	L.H. - on front of door glass (a)	1	57	56
BU 5725824-B	R.H. - on front of door glass - with steel reinforcement on back - approx. 3/8" wide (a)	1	57	56
BU 5725825-B	L.H. - on front of door glass - with steel reinforcement on back - approx. 3/8" wide (a)	1	57	56
BAE 7725824-B	R.H. - glass front - 15-13/64" long Cut to 15"	1	57, 75, 77	57/58
			57, 77	59
BAE 7725825-B	L.H. - glass front - 15-13/64" long Cut to 15"	1	57, 75, 77	57/58
			57, 77	59
52713-S8	Screw-pan hd. cross rec. -No. 6-18 x 1/4"	4	a	
52724-S13	Screw-pan hd. cross rec. -No. 6-20 x 1/2"	2	a	
25838-9 RETAINER (BELT MOULDING) UPPER REAR				
BU 5725838-B	R.H.	1	57A	56
BU 5725839-B	L.H.	1	57A	56
25860-1 WEATHERSTRIP (REAR DOOR GLASS AT BELT) INSIDE				
BAE 5725860-B	R.H.	1	57, 75, 77	57
			57A, B, 75A, 77	58
BAE 5725861-B	L.H.	1	57, 75, 77	57
			57A, B, 75A, 77	58
BAE 5825860-B	R.H.	1	58	57/58
BAE 5825861-B	L.H.	1	58	57/58
BAF 5725860-A	R.H.	1	57C	58
BAF 5725861-A	L.H.	1	57C	58
PB9M 5725860-A	R.H. - 23-7/8" long - @1009498	1	57	59
PB9M 5725861-A	L.H. - 23-7/8" long - @1009499	1	57	59
PB9M 5825860-A	27" long - @1005282	2	58	59
PB9M 7725860-A	30-1/4" long - @1005280	2	77	59
26000-1 RUN & WEATHERSTRIP (REAR DOOR GLASS) REAR				
B9MB 7726000-B	R.H.	1	77	59
B9MB 7726001-B	L.H.	1	77	59
26008-9 ORNAMENT (REAR DOOR OUTSIDE) UPPER				
B9MB 5726008-A	R.H. - "CRUISER" - for model 63 - see basic part number 50286	1	57A, B	59
B9MB 5726009-A	L.H. - "CRUISER" - for model 63 - see basic part number 50287	1	57A, B	59
B9MB 5726008-B	R.H. - chrome	1	57C	59
B9MB 5726009-B	L.H. - chrome	1	57C	59
26059 STOP (REAR DOOR WINDOW) LOWER FRONT				
B9MB 5726059-A	Rubber - O.D. 1-1/4"- (1) R.H. (1) L.H. doors	2	57, 77	59

GROUP AND PART NUMBER	DESCRIPTION, SIZE, ETC.	NO. REQ'D	MODEL OR ENGINE CUBIC INCH DISPLACEMENT	YEAR 19__
26208-9 RUN (REAR DOOR GLASS) FRONT				
BU 5726208-B	R.H. - includes 2 nylon disk linings	(a) 1	57	56
ED-BU 5726208-A	R.H.	(a) 1	57	56
ED-BU 5726209-A	L.H.	(a) 1	57	56
33795-S7	Nut-hex. -1/4"-20	4	a	
34761-S7	Washer-flat-5/8"	2	a	
34940-S7	Lockwasher-external tooth-1/4"	4	a	
353699-S2	Nut & retainer assy. -1/4"-20	2	a	
359294-S2	Screw & washer assy. -1/4"-20 x 1/2"	2	a	
359297-S8	Retainer assy. -nut-1/4"-20	2	a	
26216-7 GUIDE (REAR DOOR WINDOW) FRONT				
BU 5726216-A	R.H.	(a) 1	57	56
BU 5726217-A	L.H.	(a) 1	57	56
BAE 5726216-D	R.H.	1	57, 75, 77	57/58
BAE 5726217-D	L.H.	1	57, 75, 77	57/58
B9MB 5726216-B	R.H.	1	57	59
B9MB 5726217-A	L.H.	1	57	59
B9MB 7726216-A	R.H.	1	77	59
B9MB 7726217-A	L.H.	1	77	59
34054-S8	Nut-hex. -No. 12-24	2	a	
43260-S8	Screw & washer assy. -1/4"-20 x 1/2"	2	a	
44716-S8	Washer-flat-No. 12	2	a	
354666-S2	Screw-hex. -No. 12-24 x 3/8"	AR	a	
26218-9 FRAME & RUN (REAR DOOR GLASS)				
BV 5826218-B	R.H. - chrome finish	(a) 1	58	56
BV 5826219-B	L.H. - chrome finish	(a) 1	58	56
42904-S8	Screw & washer assy. -hex. hd. -1/4"-28 x 5/8"	4	a	
50388-S13	Screw-oval hd. cross rec. -No. 10-32 x 3/8"	6	a	
26220-1 FRAME & RUN (REAR DOOR GLASS)				
BAE 5826220-D	R.H. - chrome finish	(a) 1	58	57
BAE 5826221-D	L.H. - chrome finish	(a) 1	58	57
BAE 5826220-CP	R.H. - in prime - notched at belt line - used on cars less belt mouldings	(a) 1	58	57/58
BAE 5826221-CP	L.H. - in prime - notched at belt line - used on cars less belt mouldings	(a) 1	58	57/58
BAF 5826220-B	R.H. - in prime For cars with belt mouldings - cut out notch in front frame at belt line	(a) 1	58	57/58
BAF 5826221-B	L.H. - in prime For cars with belt mouldings - cut out notch in front frame at belt line	(a) 1	58	57/58
BAE 5826220-DP	R.H. - in prime - notched above belt line - used on cars with belt mouldings after 4-16-57	(a) 1	58	57/58
BAE 5826221-DP	L.H. - in prime - notched above belt line - used on cars with belt mouldings after 4-16-57	(a) 1	58	57/58
34553-S8	Nut - tee - 5/16"-24 ☆Use with model 58A only	6	a☆	
52714-S8	Screw-pan hd. -No. 7-16 x 1/4" ☆Use with model 58B only	6	a☆	
358967-S	Nut-clinch-5/16"-24	2	a	
359864-S8	Screw and washer-hex. hd. -5/16"-24 x 5/8"	8	a	

GROUP AND PART NUMBER	DESCRIPTION, SIZE, ETC.	NO. REQ'D	MODEL OR ENGINE CUBIC INCH DISPLACEMENT	YEAR 19__
26220-1 FRAME (REAR DOOR GLASS) UPPER				
BU 5726220-A		2	57	56
BAE 5726220-B		2	57	57
BAE 7526220-B		2	75	57
		2	57, 75	58
BAE 7726220-B		2	77	57/58
PB9M 5726220-A	Rustless steel - @1009476	2	57	59
B9MB 5826220-AP	R.H. - in prime	1	58	59
B9MB 5826221-AP	L.H. - in prime	1	58	59
PB9M 7726220-A	Rustless steel - @1009659	2	77	59
262A20-1 STOP (REAR DOOR WINDOW)				
B9MB 57262A20-A	R.H. - use on jobs built after 6-1-59	1	57,77	59
B9MB 57262A21-A	L.H. - use on jobs built after 6-1-59	1	57,77	59
26222-3 GUIDE (REAR DOOR WINDOW) REAR				
BAE 5726222-B	R.H.	(a) 1	57, 75, 77	57/58
BAE 5726223-B	L.H.	(a) 1	57, 75, 77	57/58
PB9M 5726222-A	R.H. - @1009444	1	57	59
PB9M 5726223-A	L.H. - @1009445	1	57	59
	33795-S7 Nut-hex. -1/4"-20	4	a	
	354666-S2 Screw-hex. hd. -No. 12-24 x 3/8"	4	a	
26228-9 CHANNEL (REAR DOOR WINDOW GLASS) LOWER				
BV 5826228-A	NS-R.H. - see basic part number 26538	1	58	56
BV 5826229-A	NS-L.H. - see basic part number 26539	1	58	56
B5A 7326228-A	R.H. - @BN-7326228-A	(a) 1	73, 79	56
BAE 5726228-C	R.H. - lower	1	57	57
BAE 5726229-C	L.H. - lower	1	57	57
BAE 5826228-A	R.H.	1	58	57/58
BAE 5826229-A	L.H.	1	58	57/58
BAE 7526228-C	R.H. - lower	1	75	57
		1	57, 75	58
BAE 7526229-C	L.H. - lower	1	75	57
		1	57, 75	58
BAE 7726228-C	R.H. - lower	1	77	57/58
BAE 7726229-C	L.H. - lower	1	77	57/58
PB9M 5726228-A	R.H. - @1009500	1	57	59
PB9M 5726229-A	L.H. - @1009501	1	57	59
PB9M 5826228-A	R.H. - @1003258	1	58	59
PB9M 5826229-A	L.H. - @1003259	1	58	59
COMB 7726228-A	R.H.	1	77	59
COMB 7726229-A	L.H.	1	77	59
	357517-S8 Retainer-spring	4	a	
26256 ARM (REAR DOOR WINDOW STABILIZER)				
ED-BU 5726256-A		2	57	56
BAE 5726256-A		(a) 2	57, 75, 77	57/58
	33923-S7 Nut-hex. -5/16"-24	2	a	
	34941-S7 Lockwasher-5/16"	2	a	
	44724-S8 Washer-flat-5/16"	2	a	
26258 WEATHERSTRIP (REAR DOOR GLASS CHANNEL)				
BAE 5826258-A	NS-Rubber - 23-1/8" long - use B9A-5721510-A	2	58	57/58
26264 ARM (REAR DOOR WINDOW STABILIZER)				
BAC 5726264-A	Steel	(a) 2	57, 75, 77	57
	33923-S7 Nut-hex. -5/16"-24	2	a	
	34941-S7 Lockwasher-5/16"	2	a	
	44724-S8 Washer-flat-5/16"	2	a	

GROUP AND PART NUMBER	DESCRIPTION, SIZE, ETC.	NO. REQ'D	MODEL OR ENGINE CUBIC INCH DISPLACEMENT	YEAR 19__
26286 REINFORCEMENT (REAR DOOR GLASS FRAME)				
BAE 5726286-B	Lower rear	2	57	57
BAE 7526286-B	Lower rear	2	75	57
			57, 75	58
BAE 7726286-B	Lower rear	2	77	57/58
26290 REINFORCEMENT (REAR DOOR GLASS FRAME) UPPER FRONT				
BU 5726290-A	"L" shape	2	57	56
26330-1 BRACKET (REAR DOOR WINDOW) GUIDE TO HINGE REINFORCEMENT				
BU 5726330-A	R. H.	1	57	56
BU 5726331-A	L. H.	1	57	56
26336-7 GUIDE (REAR DOOR WINDOW REGULATOR EQUALIZER ARM)				
BAE 5726336-D	R. H. - used with electric regulator	1	57, 75, 77	57/58
BAE 5726337-D	L. H. - used with electric regulator	1	57, 75, 77	57/58
26360-1 BRACE (REAR DOOR WINDOW) GUIDE TO INNER PANEL				
BU 5726360-A	R. H.	1	57	56
BU 5726361-A	L. H.	1	57	56
26365 KIT - RUN & WEATHERSTRIP (REAR DOOR GLASS) UPPER				
B9MY 5726365-A	Use for service fix on cars prior to 1-12-59 - Consists of the following - (2) B9MB-5726326-A run and weatherstrip assembly (2) ED-371237-S8 shoulder stud (4) 33923-S8 nut (4) 359952-S8 nut and retainer assy. (4) 370086-S8 washer (2) 371237-S8 shoulder stud	1	57	59
26374 WEATHERSTRIP (REAR DOOR WINDOW)				
BAE 5726374-A	Black vinyl	2	All	57/58
PB9M 5726374-A	Black vinyl - Ⓢ1010962	2	57	59
PB9M 7726374-A	Black vinyl - Ⓢ1010963	2	77	59
26388 COVER (REAR DOOR HINGE ACCESS) ON DOOR				
BU 5726388-A	Steel	2	57	56
26392-3 GUIDE (REAR DOOR WINDOW) CENTER				
BAE 5726392-C	R. H.	(a) 1	57, 75, 77	57/58
BAE 5726393-C	L. H.	(a) 1	57, 75, 77	57/58
PB9M 5726392-A	R. H. - Ⓢ1009446	1	57	59
PB9M 5726393-A	L. H. - Ⓢ1009447	1	57	59
PB9M 7726392-A	R. H. - Ⓢ1003362	1	77	59
PB9M 7726393-A	L. H. - Ⓢ1003363	1	77	59
34128-S8	Nut-plain-1/4"-20	2	a	
354666-S2	Screw-hex. -1/4"-20 x 3/8"	6	a	
26404-5 CONTROL (REAR DOOR LOCK REMOTE)				
B7A 7326405-A	L. H. - ⓈBAC-7326405-A	(a) 1	57, 58, 75, 77	57
BAF 5726404-A	R. H.	(a) 1	57, 58, 75, 77	57/58
BAF 5726405-A	L. H.	(a) 1	57, 58, 75, 77	58
358752-S7	Screw and washer-No.12-24 x 7/16"	6	a	

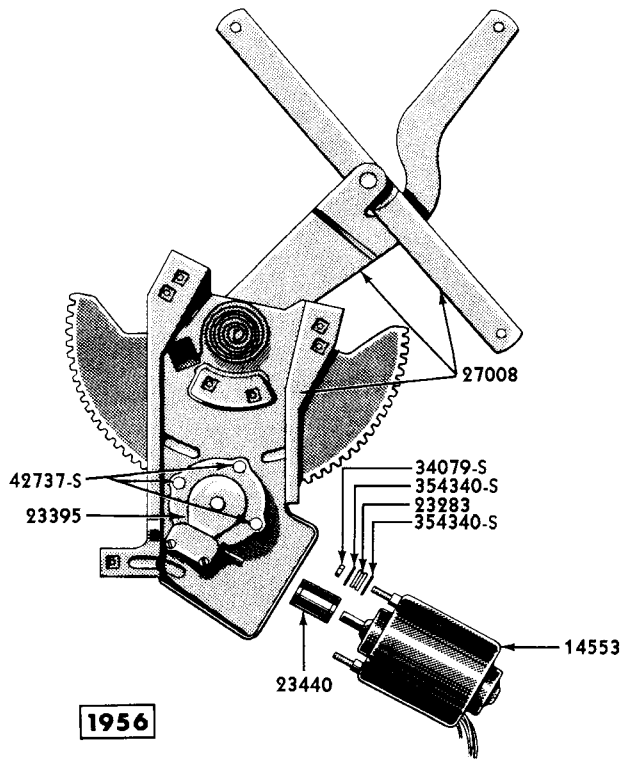
GROUP AND PART NUMBER	DESCRIPTION, SIZE, ETC.	NO. REQ'D	MODEL OR ENGINE CUBIC INCH DISPLACEMENT	YEAR 19_____
26408 LINK (REAR DOOR LOCK CONTROL ROD)				
B5A 7326408-A	R. H. - ⊕BN-7326408-A	1	58, 73	56
B5A 7926408-A	R. H. - ⊕BN-7926408-A	1	79	56
26410-1 BUTTON & GUIDE (REAR DOOR OUTSIDE HANDLE)				
BAE 5826410-B	R. H. - front door - cut pin to 1.59" from end of pin to button seat - also used on rear door	1	All	57/58
BAE 5826411-B	L. H. - front door - cut pin to 1.59" from end of pin to button seat - also used on rear door	1	All	57/58
PB9M 5726410-A	⊕1012602	2	57, 58, 77	59
26412-3 LOCK (REAR DOOR)				
BU 5826412-D	R. H.	(a) 1	57, 58	56
BU 5826413-D	L. H.	(a) 1	57, 58	56
B7A 7326412-A	R. H. - ⊕BAC-7326412-A	(a) 1	57, 58, 75, 77	57/58
B7A 7326413-A	L. H. - ⊕BAC-7326413-A	(a) 1	57, 58, 75, 77	57/58
C1AB 5426412-A	R. H.	1	57, 58, 77	59
C1AB 5426413-A	L. H.	1	57, 58, 77	59
353908-S7	Screw and washer-hex. hd. -No.12-24 x 7/16"	6	a	
26414 LINK (REAR DOOR LOCK REMOTE CONTROL)				
PB9M 5726414-A	(1) R. H. (1) L. H. - 16-39/64" long - ⊕1003456	2	57, 58, 77	59
26420-1 LINK (REAR DOOR LOCK CONTROL ROD)				
BAE 5726420-A	R. H.	1	57, 75, 77	57/58
BAE 5726421-A	L. H.	1	57, 75, 77	57/58
BAE 5826420-A	R. H.	1	58	57/58
BAE 5826421-A	L. H.	1	58	57/58
26432 RETAINER (REAR DOOR OUTSIDE HANDLE BUTTON)				
PB9M 5726432-A	⊕1012846	2	57, 58, 77	59
26438 PIN (OUTSIDE HANDLE RELEASE)				
BA 7326438-A	Rear door - 53/64" long	2	73, 79	56
	For front door	2	70, 73, 76A, 79	56
26442 LINK (REAR DOOR LOCK REMOTE CONTROL)				
BAE 5726442-B		2	57, 75, 77	57/58
BAE 5826442-B		2	58	57/58
26448 BELLCRANK (REAR DOOR LOCK)				
BAE 5726448-A	Steel - 3/32" thick - with (2) 3/16" dia. holes and (1) 5/16" dia. hole	(a) 2	57, 75, 77	57/58
B9A 5826448-A	⊕1006796	2	57, 58, 77	59
358390-S8	Bolt-hex. shoulder-No.12-24	2	a	
26458-9 CLIP (REAR DOOR LOCK CONTROL LINK) RETAINING				
B7A 7326458-A	R. H. - rear door - ⊕BAC-7326458-A	2	57, 58, 75, 77	57
	R. H. - rear door	2	57, 75, 77	58
	R. H. - rear door	1	58A	58
	R. H. - tailgate	1	56, 77	58/59
	R. H. - front door	1	77	59
B7A 7326459-A	L. H. - rear door - ⊕BAC-7326459-A	2	57, 58, 75, 77	57
	L. H. - rear door	2	57, 75, 77	58
	L. H. - rear door	1	58A	58
	L. H. - tailgate - also for R. H. lower center and upper center	AR	56, 77	57/58
	L. H. - front door	1	77	59
	L. H. - tailgate	4	56, 77	59

GROUP AND PART NUMBER	DESCRIPTION, SIZE, ETC.	NO. REQ'D	MODEL OR ENGINE CUBIC INCH DISPLACEMENT	YEAR 19__
26484-5	BRACKET (REAR DOOR LOCK CONTROL REAR BELLCRANK PIVOT)			
BAE 5726484-B	R. H. (a)	1	57, 75, 77	57/58
BAE 5726485-B	L. H. (a)	1	57, 75, 77	57/58
BAE 5826484-B	R. H. (a)	1	58	57/58
BAE 5826485-B	L. H. (a)	1	58	57/58
COMB 5826484-A	R. H.	1	57, 58, 77	59
COMB 5826485-A	L. H.	1	57, 58, 77	59
51766-S8	Screw-pan hd. cr. rec. -No. 10-32 x 1/2"	2	a	
26490	LINK (REAR DOOR LOCK CONTROL) REAR			
BAE 5726490-A		2	57, 75, 77	57/58
B7A 5826490-A	⊕BAC-5826490-A	2	58	57/58
PB9M 5726490-A	Steel - 1-7/8" long - ⊕1005934	2	57, 58, 77	59
26498	LINK (REAR DOOR LOCK REMOTE CONTROL) REAR			
BAE 5726498-A		1	57, 75, 77	57/58
B7A 5826498-A	⊕BAC-5826498-A	1	58	57/58
PB9M 5726498-A	Steel -2-5/16" long - ⊕1003466	2	57, 58, 77	59
26538-9	CHANNEL & ARM (REAR DOOR WINDOW GLASS)			
BU 5726538-A	R. H.	1	57	56
BU 5726539-A	L. H.	1	57	56
26540	CLIP (REAR DOOR WINDOW CENTER GUIDE RETAINER)			
BAE 5726540-A		2	57, 75, 77	57/58
26542	STUD (REAR DOOR WINDOW CENTER GUIDE RETAINER CLIP)			
BAE 5726542-A		2	57, 75, 77	57/58
26602-3	BUTTON (REAR DOOR OUTSIDE HANDLE)			
BAF 5726602-C	R. H.	1	57C	58
BAF 5726603-C	L. H.	1	57C	58
26604-5	HANDLE (REAR DOOR OUTSIDE) LESS PIN			
BAE 5826604-A	R. H. - handle only (a)	1	57, 58, 75, 77	57/58
BAE 5826605-A	L. H. - handle only (a)	1	57, 58, 75, 77	57/58
50857-S8	Screw and washer-No. 10-32 x 1-1/8"	2	a	
50930-S8	Screw and washer-No. 10-32 x 1/2"	2	a	
26606	LINK (REAR DOOR LOCK BELLCRANK)			
BAE 5726606-A		2	57, 75, 77	57/58
26608	BUMPER (DOOR LOCK REMOTE CONTROL ROD LEVER)			
BAK 5726608-A	Rubber - 13/32" O. D.			
	Front doors	2	All	59
	Rear doors	2	57, 58, 77	59
26638	PAD (OUTSIDE REAR DOOR HANDLE) SMALL			
BAE 5826638-A	Vinylite - rear door	2	57, 58, 75, 77	57/58

GROUP AND PART NUMBER	DESCRIPTION, SIZE, ETC.	NO. REQ'D	MODEL OR ENGINE CUBIC INCH DISPLACEMENT	YEAR 19__
26640 PAD (OUTSIDE REAR DOOR HANDLE) LARGE				
BAE 5826640-A	Vynylite	2	57, 58, 75, 77	57/58
BAF 5726640-A	Rubber	2	57C	58
26664-5 HANDLE (REAR DOOR OUTSIDE) LESS BUTTON & GUIDE				
B9MB 5826664-B	R.H. - use on units after 3-16-59 prior to 3-16-59 see basic number 26410	1	57, 58, 77	59
B9MB 5826665-A	L.H. - use on units after 3-16-59 prior to 3-16-59 see basic number 26410	1	57, 58, 77	59
26796-7 RUN (REAR DOOR VENTILATOR WINDOW DIVISION BAR GLASS)				
BAE 5826796-A	R.H. - includes bracket (a)	1	58	57/58
BAE 5826797-A	L.H. - includes bracket (a)	1	58	57/58
358752-S7	Screw and washer-hex. hd. -No. 12-24 x 7/16"	4	a	
26800-1 HINGE (REAR DOOR) UPPER				
B6A 5726800-A	R.H. - upper - ⊕BJ-5726800-A (a, c)	1	57	56
B6A 5726801-A	L.H. - upper - ⊕BJ-5726801-A (a, c)	1	57	56
BV 5826800-B	R.H. - upper (b)	1	58	56
BV 5826801-B	L.H. - upper (b)	1	58	56
B5A 7326800-B	R.H. - upper - ⊕BN-7326800-B (a, b)	1	73, 79	56
B5A 7326801-B	L.H. - upper - ⊕BN-7326801-B (a, b)	1	73, 79	56
BAE 5826800-B	R.H. - upper (d)	1	57, 58, 75, 77	57/58
BAE 5826801-B	L.H. - upper (d)	1	57, 58, 75, 77	57/58
PB9M 5726800-A	R.H. - ⊕1003190	1	57, 58, 77	59
PB9M 5726801-A	L.H. - ⊕1003191	1	57, 58, 77	59
352158-S2	Screw-hex. hd. -5/16"-24 x 11/16"	6	d	
353714-S2	Screw-hex. hd. -5/16"-24 x 1"	AR	c	
357173-S8	Screw & washer assy. -flat hd. -5/16"-24 x 7/8"	AR	a	
358437-S2	Screw & washer assy. -hex. hd. -5/16"-24	AR	b	
26802-3 HINGE & CHECK (REAR DOOR)				
BAE 5826802-D	R.H. - lower - with check (a)	1	57, 58, 75, 77	57/58
BAE 5826803-D	L.H. - lower - with check (a)	1	57, 58, 75, 77	57/58
PB9M 5726802-A	R.H. - ⊕1003192	1	57, 58, 77	59
PB9M 5726803-A	L.H. - ⊕1003193	1	57, 58, 77	59
352158-S2	Screw-hex. hd. -5/16"-24 x 11/16"	6	a	
26804-5 LINK (REAR DOOR) CHECK ON HINGE				
B7A 7326804-A	R.H. - ⊕BAC-7326804-A (a)	1	57, 58, 75, 77	57/58
B7A 7326805-A	L.H. - ⊕BAC-7326805-A (a)	1	57, 58, 75, 77	57/58
72015-S	Cotter pin-1/16" x 3/4"	4	a	
26810-11 HINGE (REAR DOOR) LOWER				
B6A 5726810-A	R.H. - lower - ⊕BJ-5726810-A (a, c)	1	57	56
B6A 5726811-A	L.H. - lower - ⊕BJ-5726811-A (a, c)	1	57	56
B5A 7326810-B	R.H. - lower - ⊕BN-7326810-B (a, b)	1	58, 73, 79	56
B5A 7326811-B	L.H. - lower - ⊕BN-7326811-B (a, b)	1	58, 73, 79	56
353714-S2	Screw-hex. hd. -5/16"-24 x 1"	AR	c	
357173-S8	Screw & washer assy. -flat hd. -5/16"-24 x 7/8"	AR	a	
358437-S2	Screw & washer assy. -hex. hd. -5/16"-24	AR	b	
26832 PIN (REAR DOOR HINGE) UPPER & LOWER				
B7A 7326832-A	Steel - 2-7/8" long	4	57, 58, 75, 77	57/58
		2	57, 58, 77	59

GROUP AND PART NUMBER	DESCRIPTION, SIZE, ETC.	NO. REQ'D	MODEL OR ENGINE CUBIC INCH DISPLACEMENT	YEAR 19__
26833 SPRING (REAR DOOR CHECK ON LOWER HINGE)				
B7A 7326833-A	Spring steel wire - (9) coils - 1-29/32" - ⊕BAC-7326833-B	(a) 2	57, 58, 75, 77	57/58
PB9M 5726833-A	Spring - steel wire - 2-15/16" free length - ⊕1003869	2	57, 58, 77	59
358745-S8	Washer-cup-11/64" x 1/2"	2	a	
26868-9 WINDOW (REAR DOOR VENTILATOR) LESS GLASS				
BU 5826869-A	L. H.	(a, b) 1	58B	56
BV 5826868-C	R. H.	(a, b) 1	58A	56
BV 5826869-C	L. H.	(a, b) 1	58A	56
BV 7326868-A	R. H.	(a) 1	73C	56
BV 7326869-A	L. H.	(a) 1	73C	56
BAE 5826868-C	R. H.	1	58B	57/58
BAE 5826869-C	L. H.	1	58B	57/58
33795-S7	Nut-hex. -1/4"-20	4	a	
34940-S7	Washer-external tooth-1/4"	4	a	
52345-613	Screw-oval hd. cross rec. -No. 10-12 x 1/2"	2	a	
350232-S8	Screw-special shoulder-1/4"-28 x 1-1/32"	2	b	
357227-S	Retainer assy. -nut-1/4"-20	4	b	
357799-632	Nut-spring-No. 14A	2	a	
26870 GLASS (REAR DOOR VENTILATOR WINDOW)				
BV 7326870-A	Clear	2	73C	56
BV 7326870-B	Tinted - green	2	73C	56
BAE 5826870-A	Clear - stationary window	2	58A	57/58
BAE 5826870-B	Tinted - green - stationary window	2	58A	57/58
BAE 5826870-C	Clear	2	58B	57/58
BAE 5826870-D	Tinted - green	2	58B	57/58
26884 RUN (REAR DOOR VENTILATOR WINDOW DIVISION BAR GLASS)				
BV 5826884-B		(a) 2	58	56
B5A 7326884-B	29-9/64" - ⊕BN-7326884-B	(a) 2	73	56
B5A 7926884-B	⊕BN-7926884-B	(a) 2	79	56
351904-S8	Rivet - 9/64"	6	a	
26892 BRACKET (REAR DOOR VENTILATOR WINDOW) LOWER PIVOT				
BAJ 5826892-A		(a) 2	58B	57/58
50744-S8	Screw and washer-fill hd. -No. 8-32 x 3/8"	4	a	
26894-5 WEATHERSTRIP (REAR DOOR VENTILATOR WINDOW)				
BV 7326894-A	R. H. - rubber	(a) 1	73C	56
BV 7326895-A	L. H. - rubber	(a) 1	73C	56
B5A 7326894-A	R. H. - rubber - ⊕BN-7326894-A	(a) 1	73B	56
BAE 5826894-D	R. H. - rubber	1	58B	57/58
BAE 5826895-D	L. H. - rubber	1	58B	57/58
52050-S13	Screw-flat hd. cross rec. -No. 6-18 x 5/8"	6	a	
26894-5 WEATHERSTRIP (REAR DOOR WINDOW) STATIONARY				
B5A 7926894-A	R. H. - rubber - ⊕BN-7926894-A	1	79	56
B5A 7926895-A	L. H. - rubber - ⊕BN-7926895-A	1	79	56
BAE 5826894-C	Rubber - stationary window	2	58A	57/58
26894-5 BUTTON (REAR DOOR WINDOW) REAR GUIDE				
PB9M 5726894-A	R. H. - ⊕1011173	(a) 1	57	59
PB9M 5726895-A	L. H. - ⊕1017776	(a) 1	57	59
371299-S100	Screw and washer assy. -pan hd. -No. 10-24 x 5/16"	AR	a	

GROUP AND PART NUMBER	DESCRIPTION, SIZE, ETC.	NO. REQ'D	MODEL OR ENGINE CUBIC INCH DISPLACEMENT	YEAR 19__
26898-9 FRAME (REAR DOOR VENTILATOR WINDOW) LESS GLASS				
BV 5826898-A	R. H.	1	58	56
BV 5826899-A	L. H.	1	58	56
BV 7326898-A	R. H.	1	73C	56
BV 7326899-A	L. H.	1	73C	56
BAE 5826898-C	R. H.	1	58B	57/58
BAE 5826899-C	L. H.	1	58B	57/58
26900-1 BAR (REAR DOOR WINDOW DIVISION)				
B5A 7326900-B	R. H. - 29-9/64" long - ⊕BN-7326900-B	(a, b) 1	73B	56
B5A 7326901-B	L. H. - 29-9/64" long - ⊕BN-7326901-B	(a, b) 1	73B	56
B5A 7926900-B	R. H. - 32-7/8" long - ⊕BN-7926900-B	(a) 1	79	56
B5A 7926901-B	L. H. - 32-7/8" long - ⊕BN-7926901-B	(a) 1	79	56
BAE 5826900-B	R. H. - stationary window	(c) 1	58A	57/58
BAE 5826901-B	L. H. - stationary window	(c) 1	58A	57/58
52345-S13	Screw-oval hd. cross rec. -No. 10-12 x 1/2"	2	b	
52557-S8	Screw-fill. hd. cr. rec. -No. 14-10 x 5/8"	4	c	
52714-S8	Screw-pan hd. -No. 7-16 x 1/4"	4	c	
357799-S32	Nut-spring-No. 14A	4	a	
26902-3 DIVISION BAR & RETAINER (REAR DOOR VENTILATOR WINDOW)				
BU 5826902-A	R. H.	1	58B	56
BU 5826903-A	L. H.	1	58B	56
BV 5826902-A	R. H.	1	58A	56
BV 5826903-A	L. H.	1	58A	56
BV 7326902-A	R. H.	1	73C	56
BV 7326903-A	L. H.	1	73C	56
26906 WEATHERSTRIP (REAR DOOR VENTILATOR WINDOW DIVISION BAR)				
BV 5826906-A	8-25/32" long	2	58	56
BAE 5826906-B	10-5/16" long	2	58B	57/58
26930 SPACER (REAR DOOR WINDOW WEATHERSTRIP)				
BAE 5826930-A		(a) 2	58A	57/58
52726-S8	Screw-pan hd. cr. rec. -No. 8-15 x 1/2"	4	a	
26932-3 HANDLE (REAR DOOR VENTILATOR WINDOW)				
BAE 5826932-B	R. H.	1	58B	57/58
BAE 5826933-B	L. H.	1	58B	57/58
26938 BUSHING (REAR DOOR VENTILATOR) LOWER PIVOT				
BAE 5826938-A	Nylon	2	58B	57/58
26944 PIVOT (REAR DOOR VENTILATOR WINDOW) UPPER				
BAE 5826944-A		2	58B	57/58



PMB-104

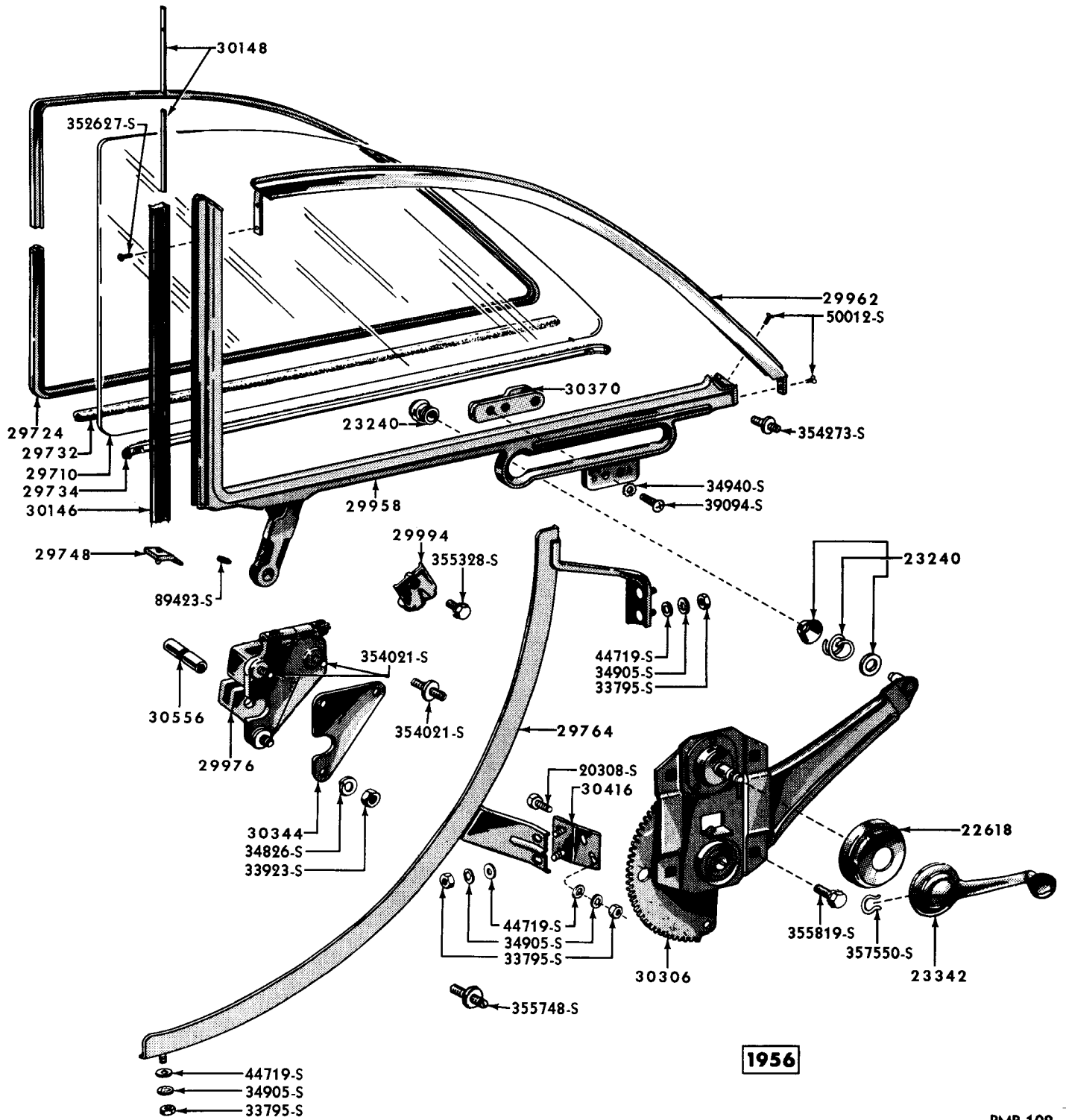
REAR DOOR ELECTRIC WINDOW REGULATOR

GROUP AND PART NUMBER	DESCRIPTION, SIZE, ETC.	NO. REQ'D	MODEL OR ENGINE CUBIC INCH DISPLACEMENT	YEAR 19__
27000-1	REGULATOR (REAR DOOR WINDOW) MANUAL			
BU 5727000-F	R. H. - manual control	1	57	56
BU 5727001-F	L. H. - manual control	1	57	56
NOTE - When replacing either of the above regulators having one (1) bend in the arm, order BU-5727000-1-F. To replace a regulator having two (2) bends - one at each end - order BU-5727000-1-F, plus one (1) BU-5727050-1-A cam - rear door window regulator equalizer arm, and one (1) BA-7023240-A roller assy. - door window regulator				
BV 5827000-B	R. H. - manual control	(a) 1	58	56
BV 5827001-B	L. H. - manual control	(a) 1	58	56
BAE 5727000-F	R. H. - manual control	(a) 1	57, 75, 77	57/58
BAE 5727001-F	L. H. - manual control	(b) 1	57, 75, 77	57/58
BAE 5827000-A	R. H. - manual control	(b) 1	58	57/58
BAE 5827001-A	L. H. - manual control	(b) 1	58	57/58
PB9M 5727000-A	R. H. - use on jobs up to 6-1-59 - \oplus 1003380	1	57, 77	59
COMB 5727000-C	R. H. - with stop - use on jobs after 6-1-59	1	57, 77	59
COMB 5727001-C	L. H. - with stop	1	57, 77	59
COMB 5827000-A	R. H. - use with COMB-6423342-A	1	58	59
COMB 5827001-A	L. H. - use with COMB-6423343-A	1	58	59
52726-S8	Screw-pan hd. cr. rec. -No. 8-15 x 1/2" *Use on model 57 only	4	b*	
351513-S8	Washer-flat	8	a	
354666-S2	Screw-hex. hd. -No. 12-24 x 3/8"	AR	b	
354666-S8	Screw & washer assy. -hex. hd. -No. 12-24 x 7/16"	8	a	
27004	BRACE (REAR DOOR WINDOW REGULATOR MOTOR TO INSIDE PANEL)			
BAE 5727004-A	Steel	2	57, 75, 77	57/58

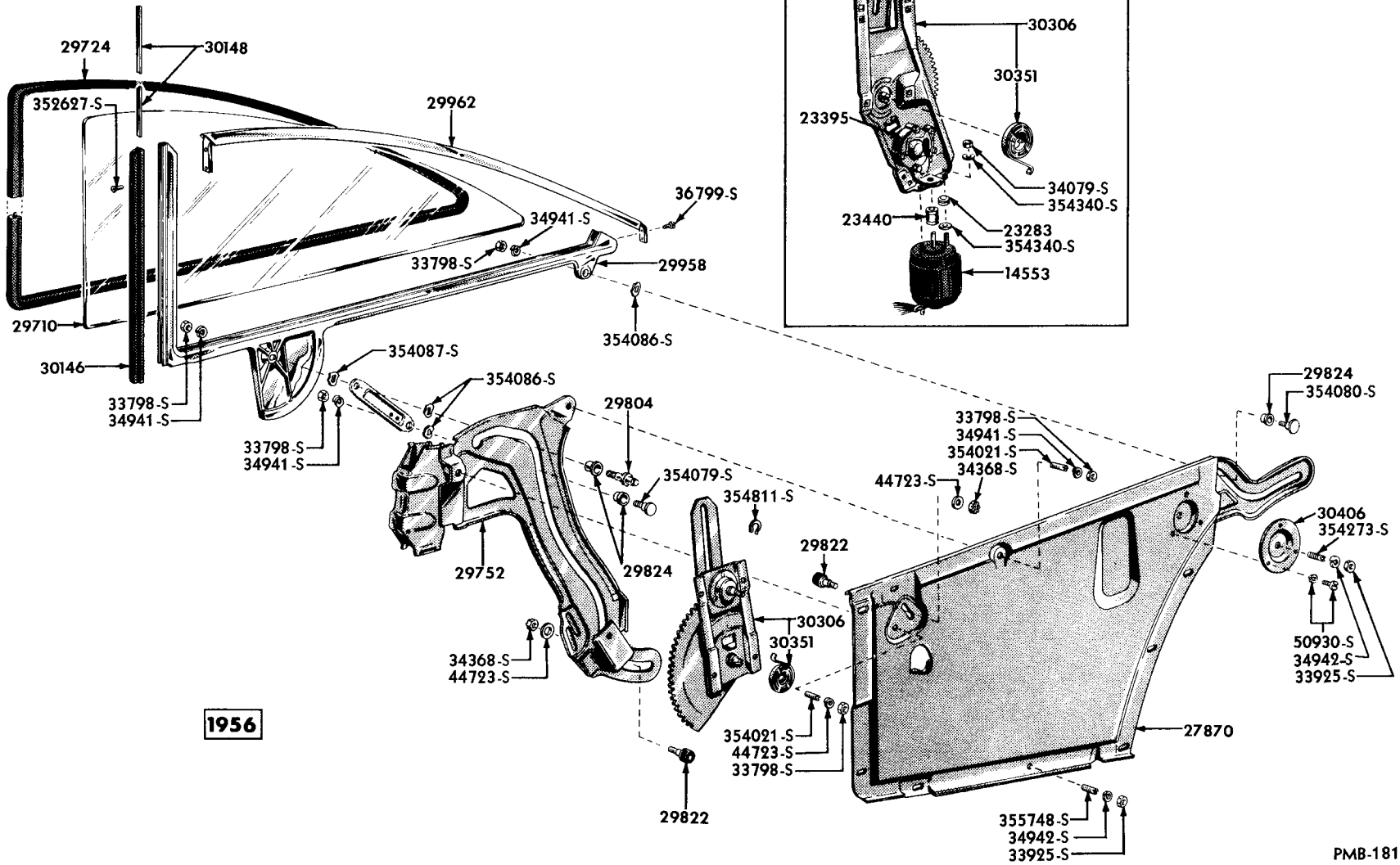
GROUP AND PART NUMBER	DESCRIPTION, SIZE, ETC.	NO. REQ'D	MODEL OR ENGINE CUBIC INCH DISPLACEMENT	YEAR 19__
27008-9 REGULATOR (REAR DOOR WINDOW) ELECTRIC				
BU 5727008-B	R.H. - electric control - less motor & drive (a)	1	57	56
BU 5727009-B	L.H. - electric control - less motor & drive (a)	1	57	56
BV 5827009-A	L.H. - electric control - less motor & drive (a)	1	58	56
B5A 7327008-B	R.H. - electric control - less motor & drive - ⊕BN-7327008-B	1	73, 79	56
B5A 7327009-B	L.H. - electric control - less motor & drive - ⊕BN-7327009-B	1	73, 79	56
BAE 5727008-B	R.H. - electric control - less motor and drive (a)	1	57, 75, 77	57/58
BAE 5727009-B	L.H. - electric control - less motor and drive (a)	1	57, 75, 77	57/58
BAE 5827008-B	R.H. - electric control - less motor and drive (a)	1	58	57/58
BAE 5827009-B	L.H. - electric control - less motor and drive (a)	1	58	57/58
COMB 5727008-A	R.H. - with stop - use on jobs after 6-1-59	1	57, 77	59
COMB 5727009-A	L.H. - with stop - use on jobs after 6-1-59	1	57, 77	59
PB9M 5727008-A	R.H. - less motor and drive - ⊕1017822 (b)	1	57, 77	59
PB9M 5727009-A	L.H. - less motor and drive - ⊕1017823 (b)	1	57, 77	59
B9A 5827008-A	R.H. - less motor and drive - ⊕1007056 (b)	1	58	59
B9A 5827009-A	L.H. - less motor and drive - ⊕1007057 (b)	1	58	59
52726-S8	Screw-pan hd. cr. rec. -No. 8-15 x 1/2" ☆Use on model 57 only	4	a☆	
351513-S8	Washer-flat	8	a	
354666-S2	Screw-hex. hd. -No. 12-24 x 3/8"	AR	a	
354666-S8	Screw & washer assy. -hex. hd. -No. 12-24 x 7/16"	8	a	
359219-S	Screw-washer-hd. -5/16"-24	AR	b	
27020 SPACER (REAR DOOR WINDOW REGULATOR PLATE)				
BAE 5827020-A	Steel - used with electric window regulator	2	58	57/58
27042 SPRING (REAR DOOR WINDOW STABILIZER ARM TENSION)				
BU 5727042-B	4-7/32" long	2	57	56
27048 SPRING (REAR DOOR WINDOW REGULATOR COUNTER BALANCE)				
COLB 7327048-A		2	58	58
COLB 5727048-A		2	57, 58, 77	59
27050-1 CAM (REAR DOOR WINDOW REGULATOR EQUALIZER ARM)				
BU 5727050-A	R.H. (a)	1	57	56
BU 5727051-A	L.H. - used on models built after approx. March 26, 1956 (a)	1	57	56
354666-S2	Screw-hex. -No. 12-24 x 3/8"	6	a	
27070 STOP (REAR DOOR WINDOW) LOWER				
BAE 5727070-A		2	57, 75, 77	57/58
27072 BRACKET (REAR DOOR WINDOW STOP)				
B7A 5827072-A	Lower - ⊕BN-5827072-A (a)	2	57, 58	56
354666-S2	Screw-hex. hd. -No. 12-24 x 3/8"	4	a	

GROUP AND PART NUMBER	DESCRIPTION. SIZE. ETC.	NO. REQ'D	MODEL OR ENGINE CUBIC INCH DISPLACEMENT	YEAR 19_____
27200 CHECK (REAR DOOR)				
BJ 5727200-A		2	57	56
B5A 7327200-B	⊕BN-7327200-B	2	58, 73, 79	56
27204 ARM (REAR DOOR CHECK)				
B5A 7327204-A	⊕BM-7327204-A	2	58, 73, 79	56
27224-5 BUMPER (REAR DOOR) AT BELT				
B9MB 5727224-A	R. H.	1	57	59
B9MB 5727225-A	L. H.	1	57	59
PB9M 5727225-A	(1) R. H. - (1) L. H. - ⊕1018108	2	58, 77	59
27590-1 RETAINER (REAR DOOR TRIM PANEL)				
B9MB 5827590-AP	R. H.	1	57, 58, 77	59
B9MB 5827591-AP	L. H.	1	57, 58, 77	59
27700 PANEL (QUARTER WHEELHOUSE)				
B9MB 5627700-A	R. H. - for L. H. see basic part number 27883	1	56, 77	59
27776-7 REINFORCEMENT (REAR LAMP OPENING)				
BAF 5727776-C	R. H.	1	57C, 63C, 75B, 76C	58
BAF 5727777-C	L. H.	1	57C, 63C, 75B, 76C	58

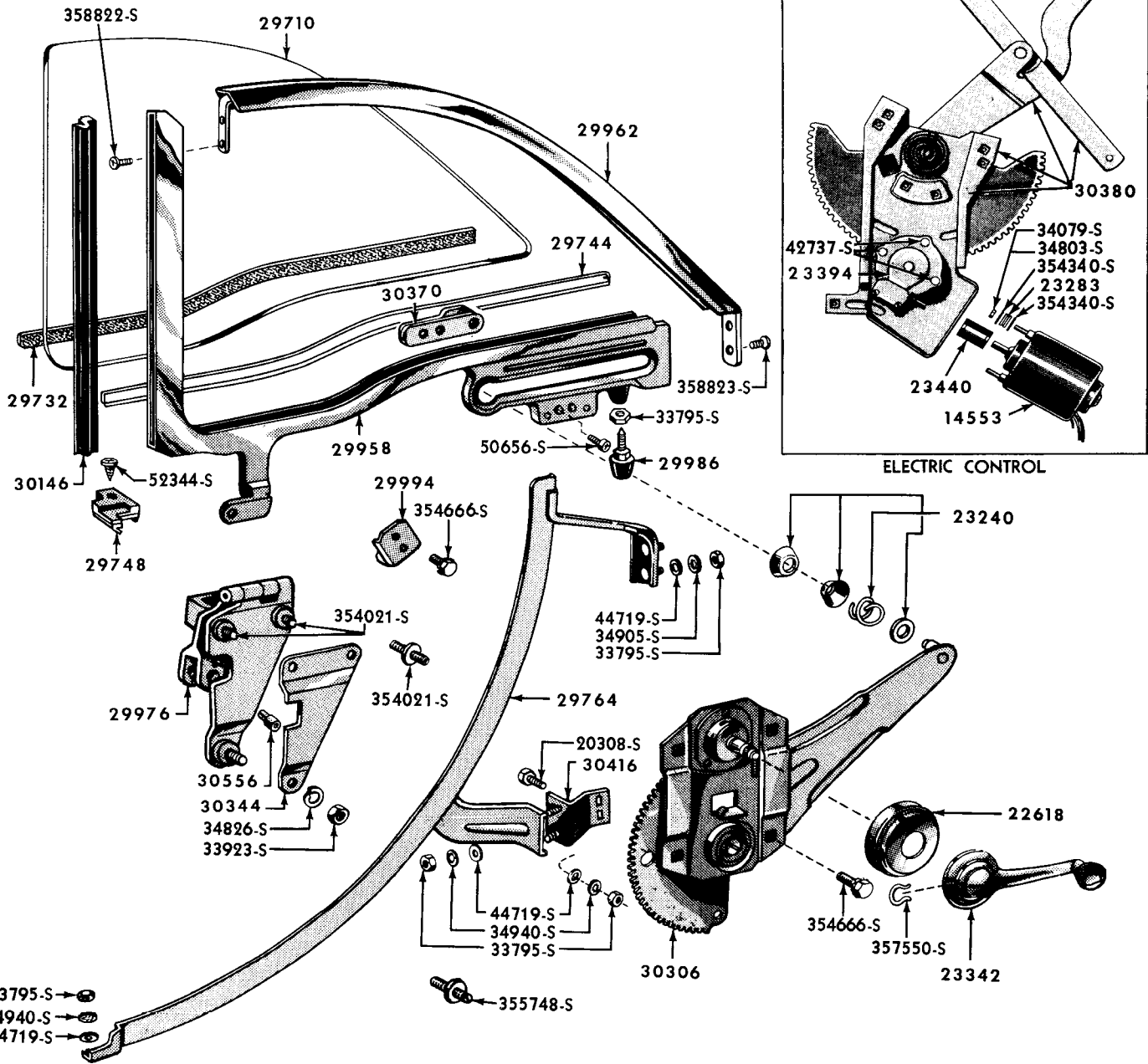
MEMO



QUARTER WINDOW - MODEL 76



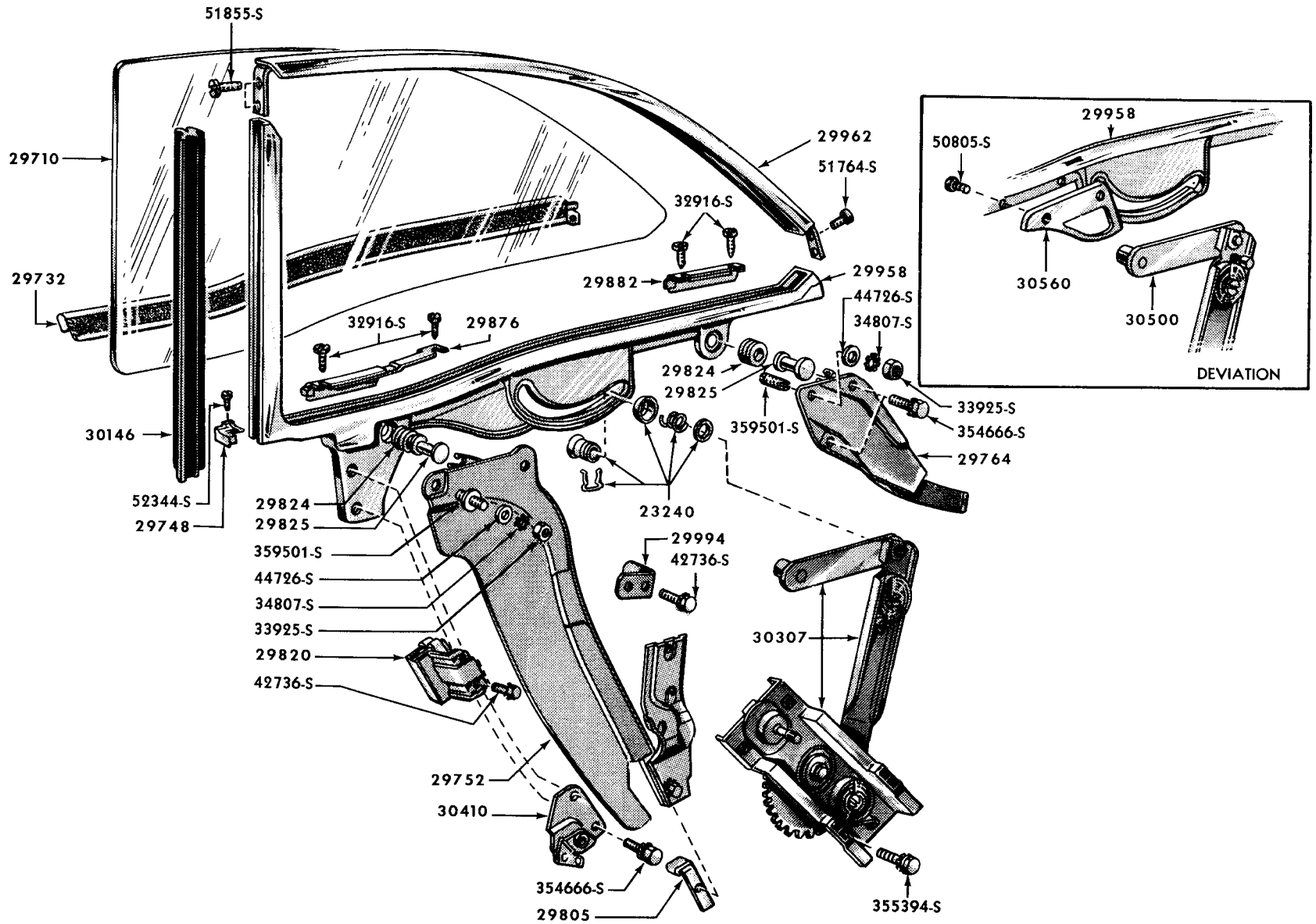
QUARTER WINDOW - MODEL 64



1957-58

PMB-270

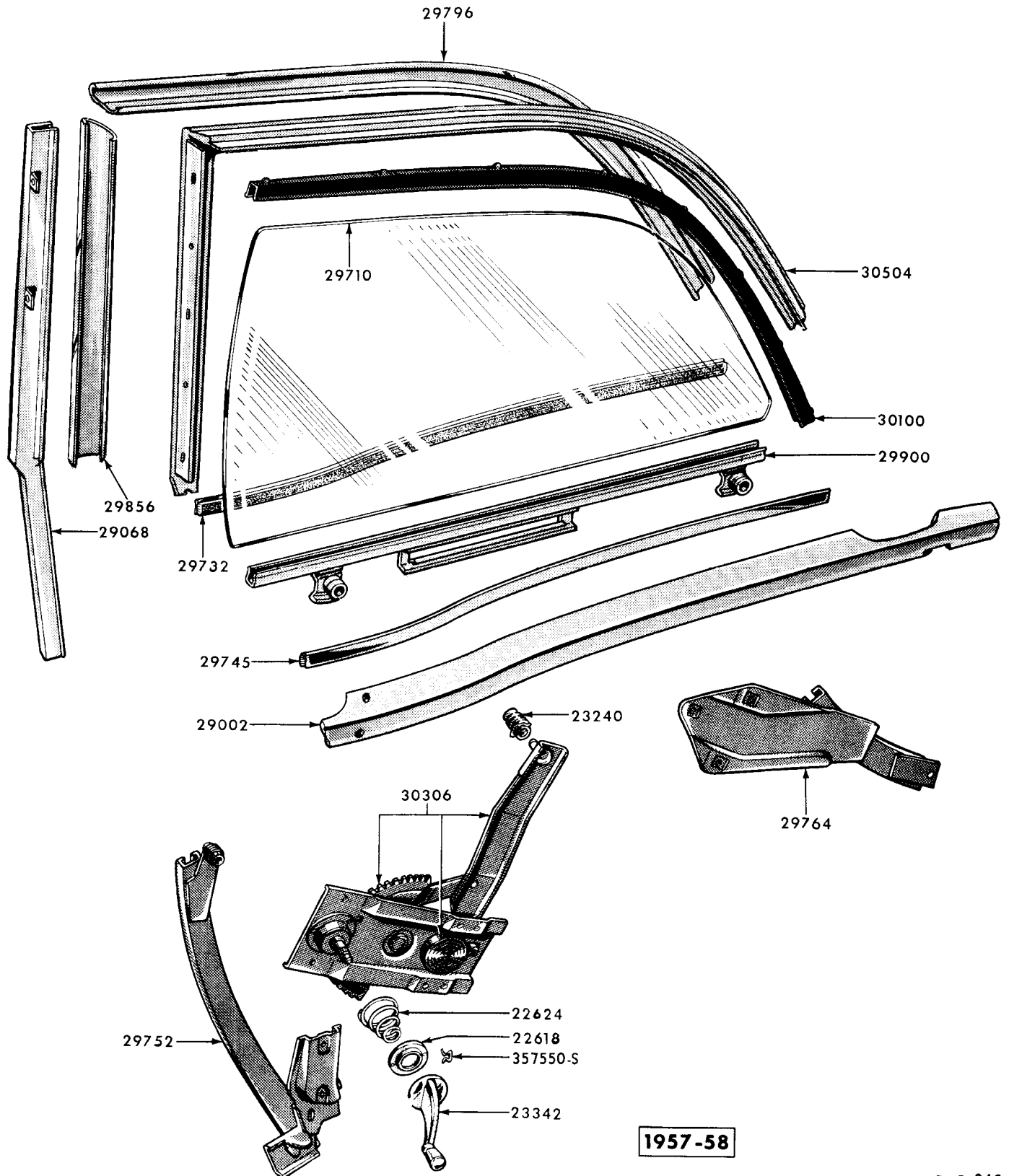
QUARTER WINDOW - MODEL 76



QUARTER WINDOW - MODEL 63

1957-58

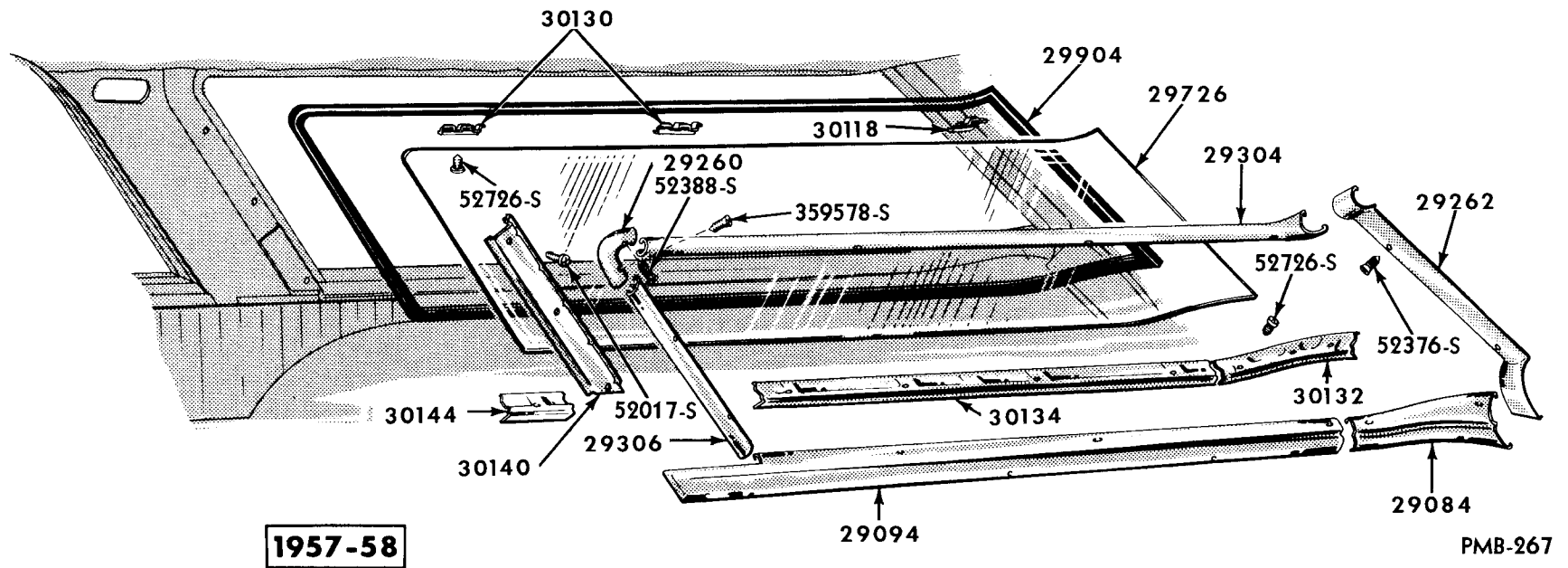
PMB-307



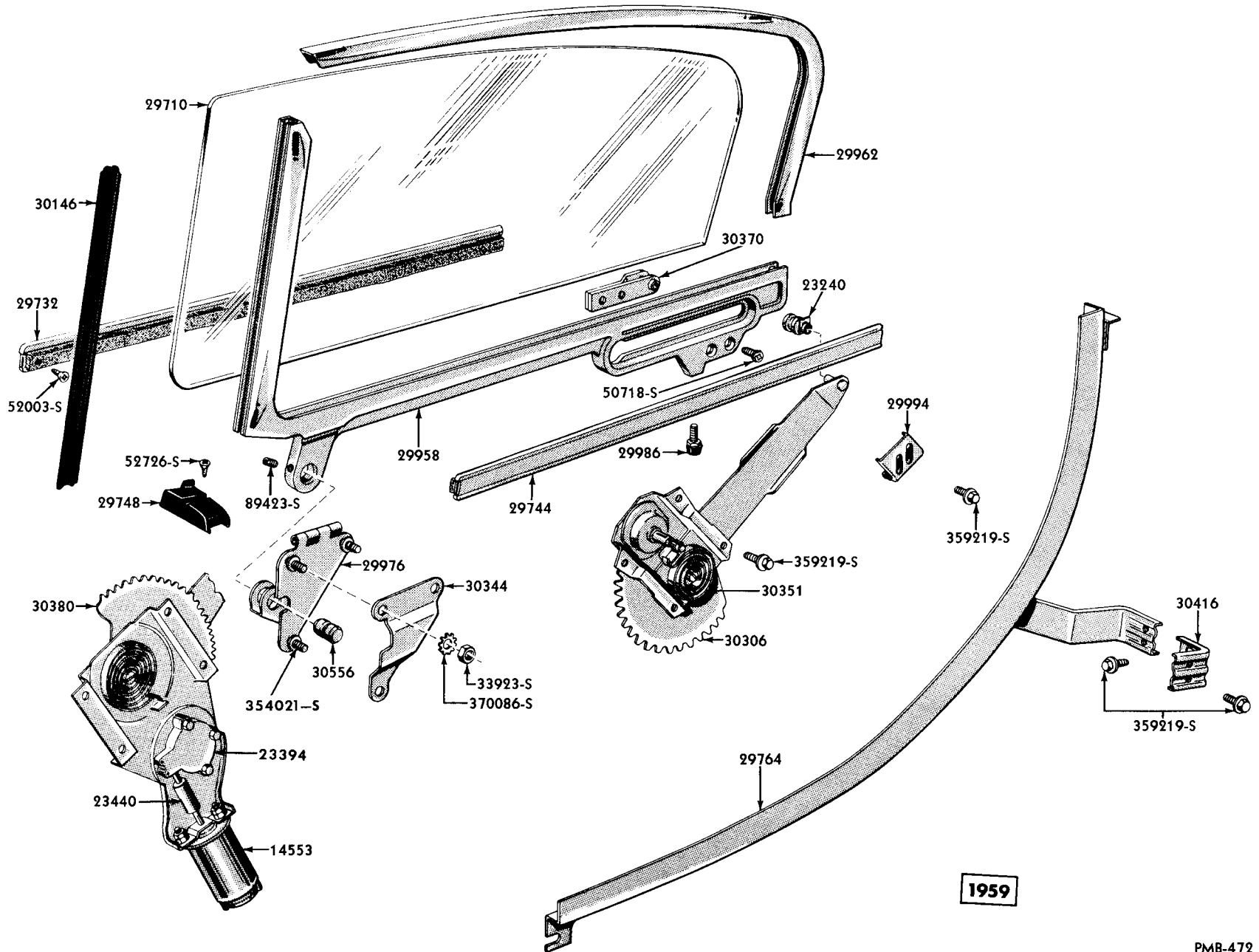
1957-58

PMB-348

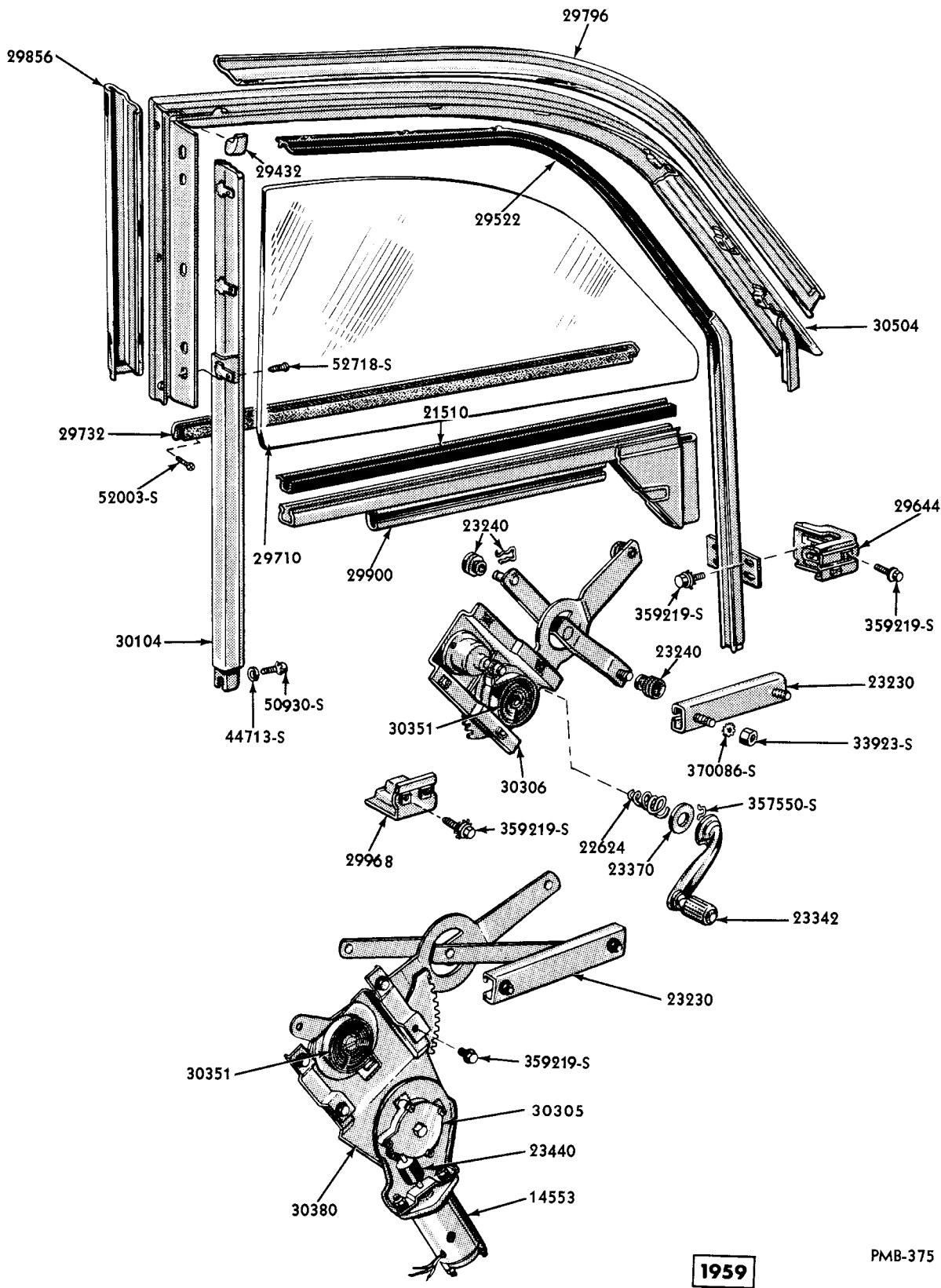
QUARTER WINDOW - MODEL 64



QUARTER WINDOW REAR - STATIONARY - STATION WAGON



QUARTER WINDOW - MODEL 63

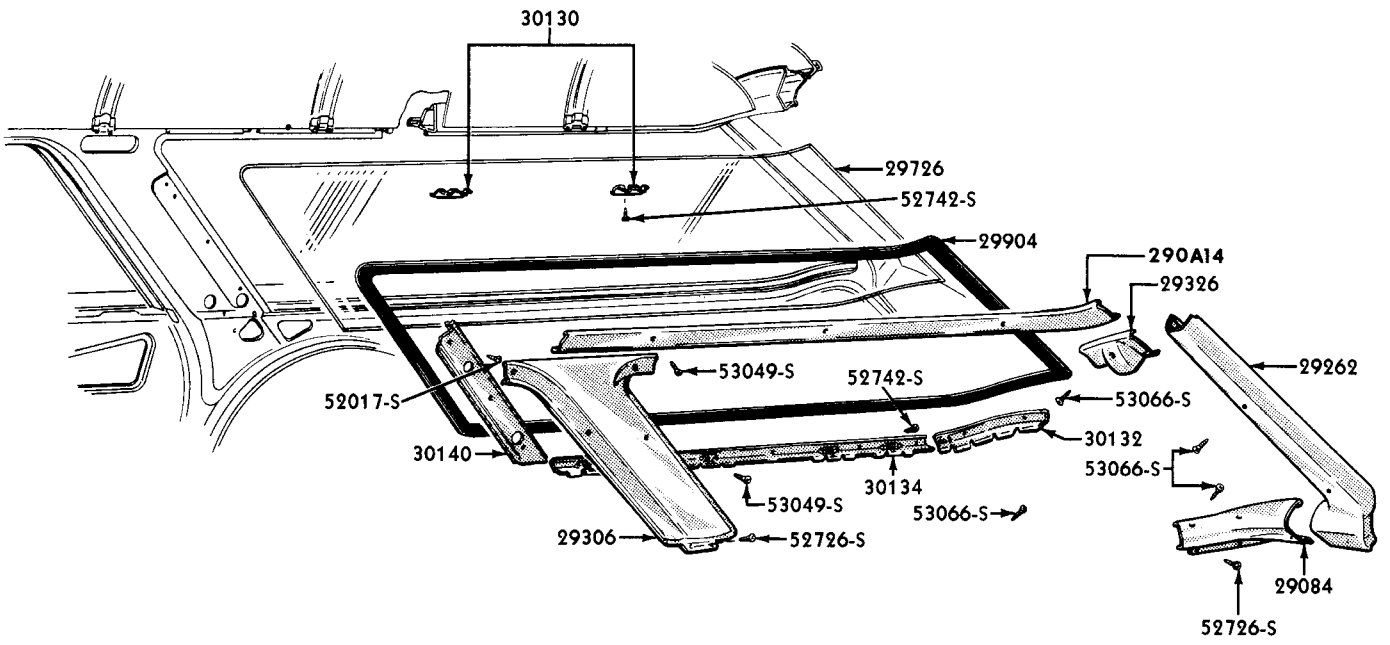


1959

PMB-375

MODEL 64

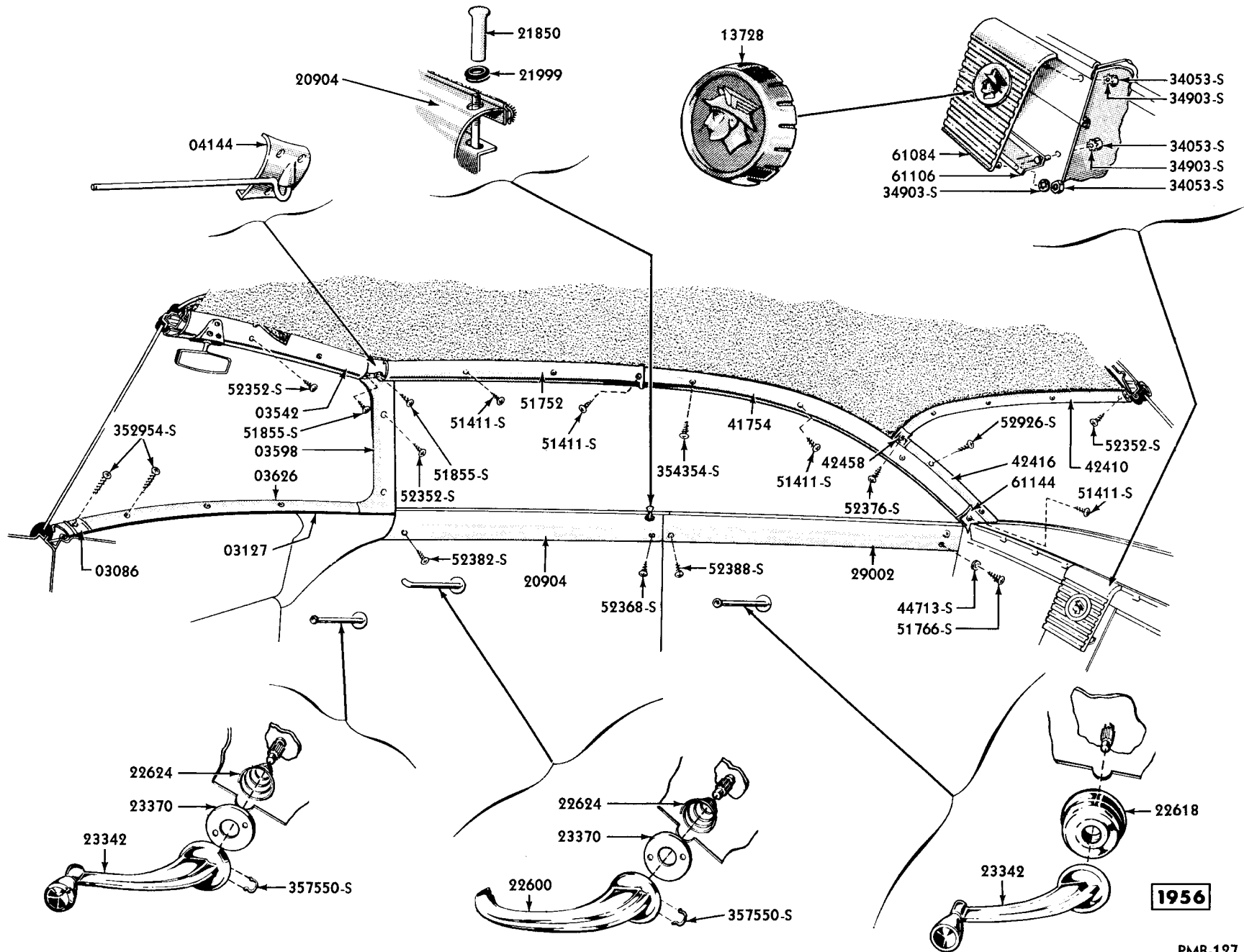
QUARTER WINDOW - 2 - DOOR



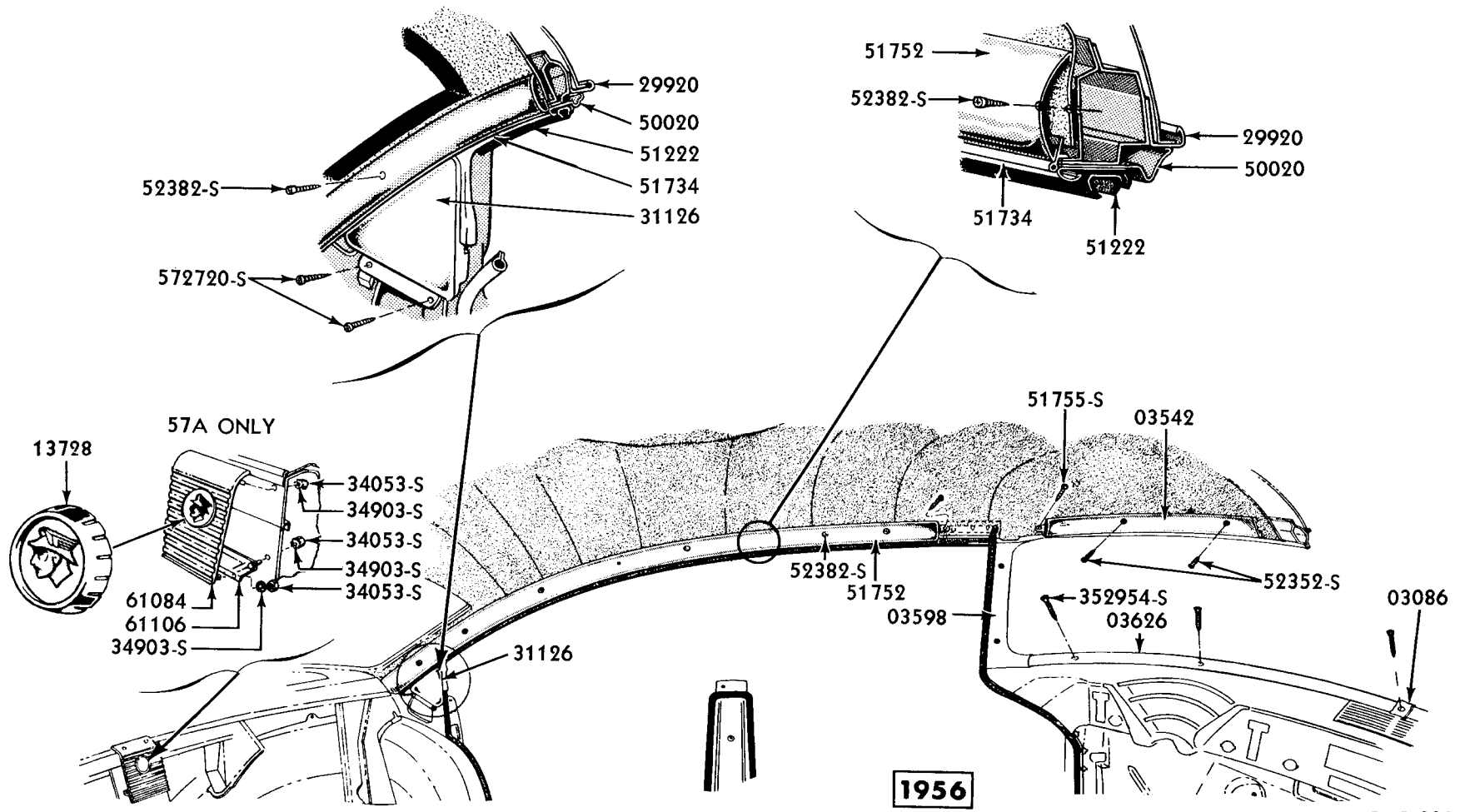
1959

PMB-473

QUARTER WINDOW - STATION WAGON

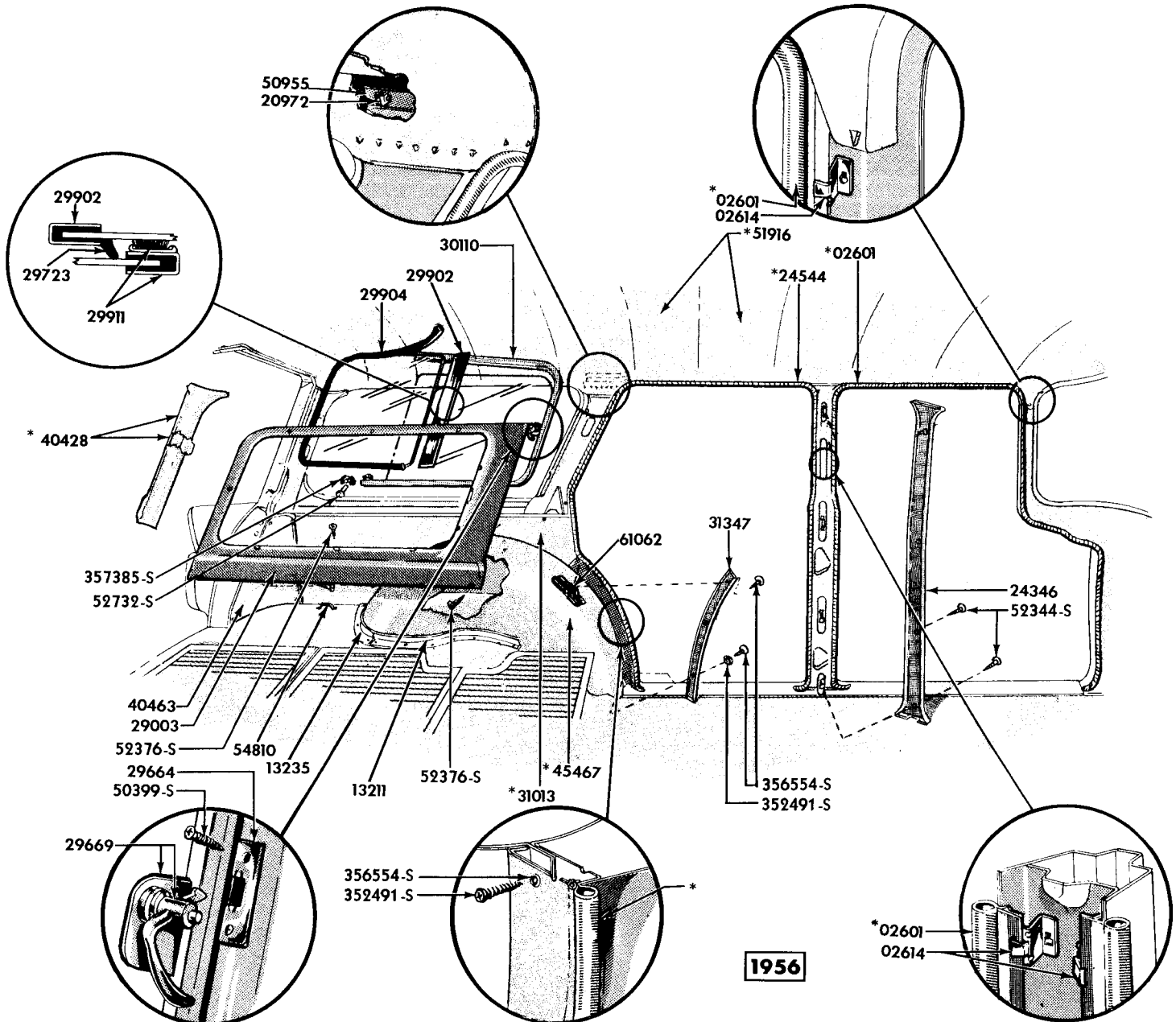


INTERIOR MOULDINGS - MODEL 64



PMB 238

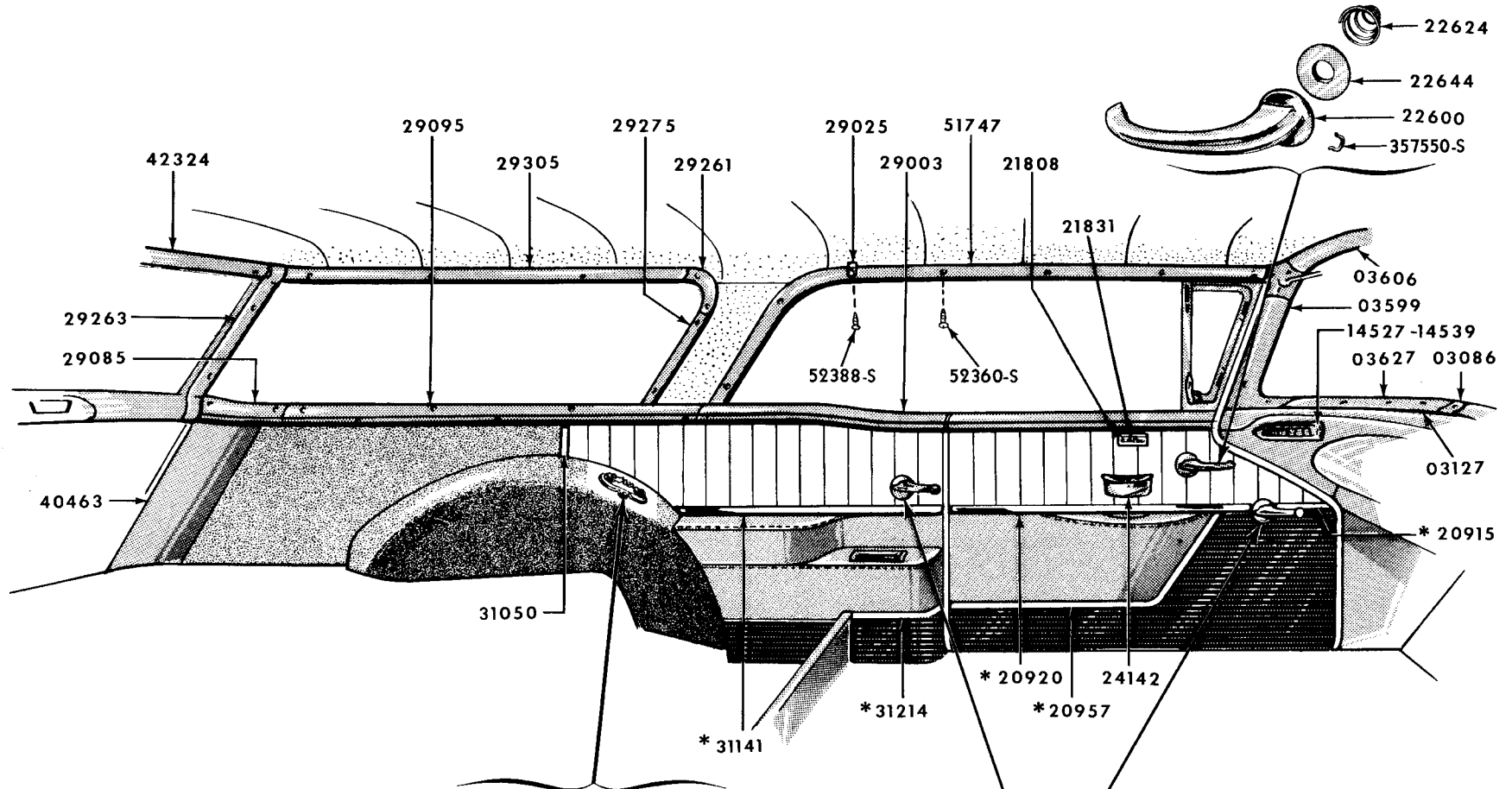
INTERIOR MOULDINGS - MODELS 57A, B



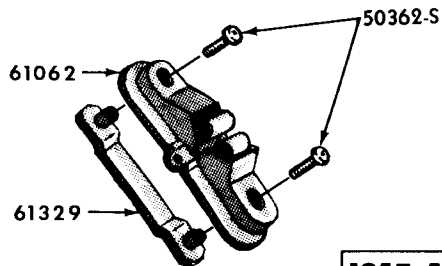
* REFER TO SOFT TRIM SECTION OF MASTER PRICE AND REFERENCE LIST FOR SOFT TRIM ITEMS

INTERIOR MOULDINGS - MODEL 79

1956

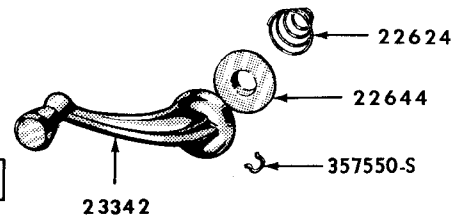


LEFT HAND ONLY
AFTER 5-1-57



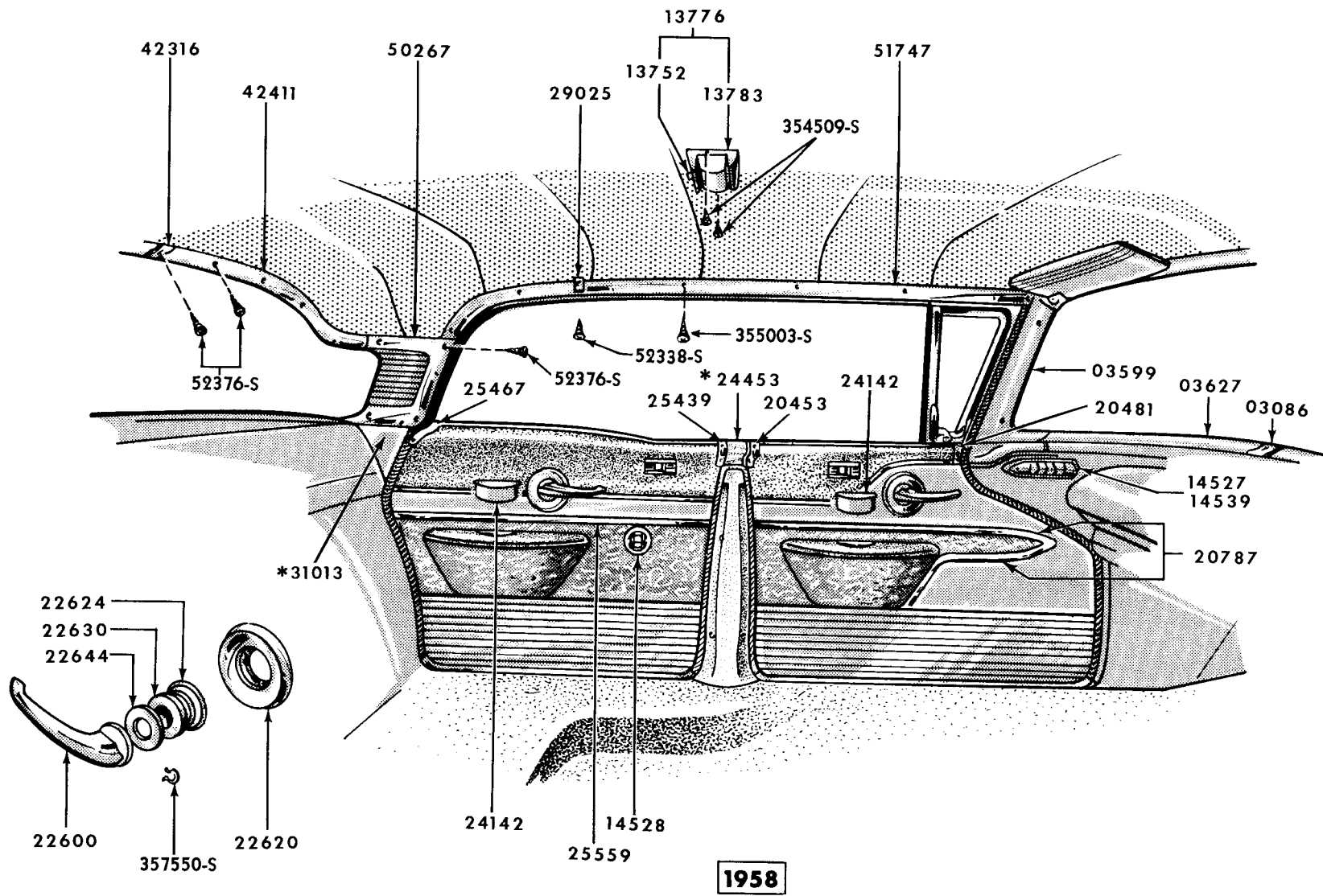
*1957 ONLY

1957-58



INTERIOR MOULDINGS - MODEL 56

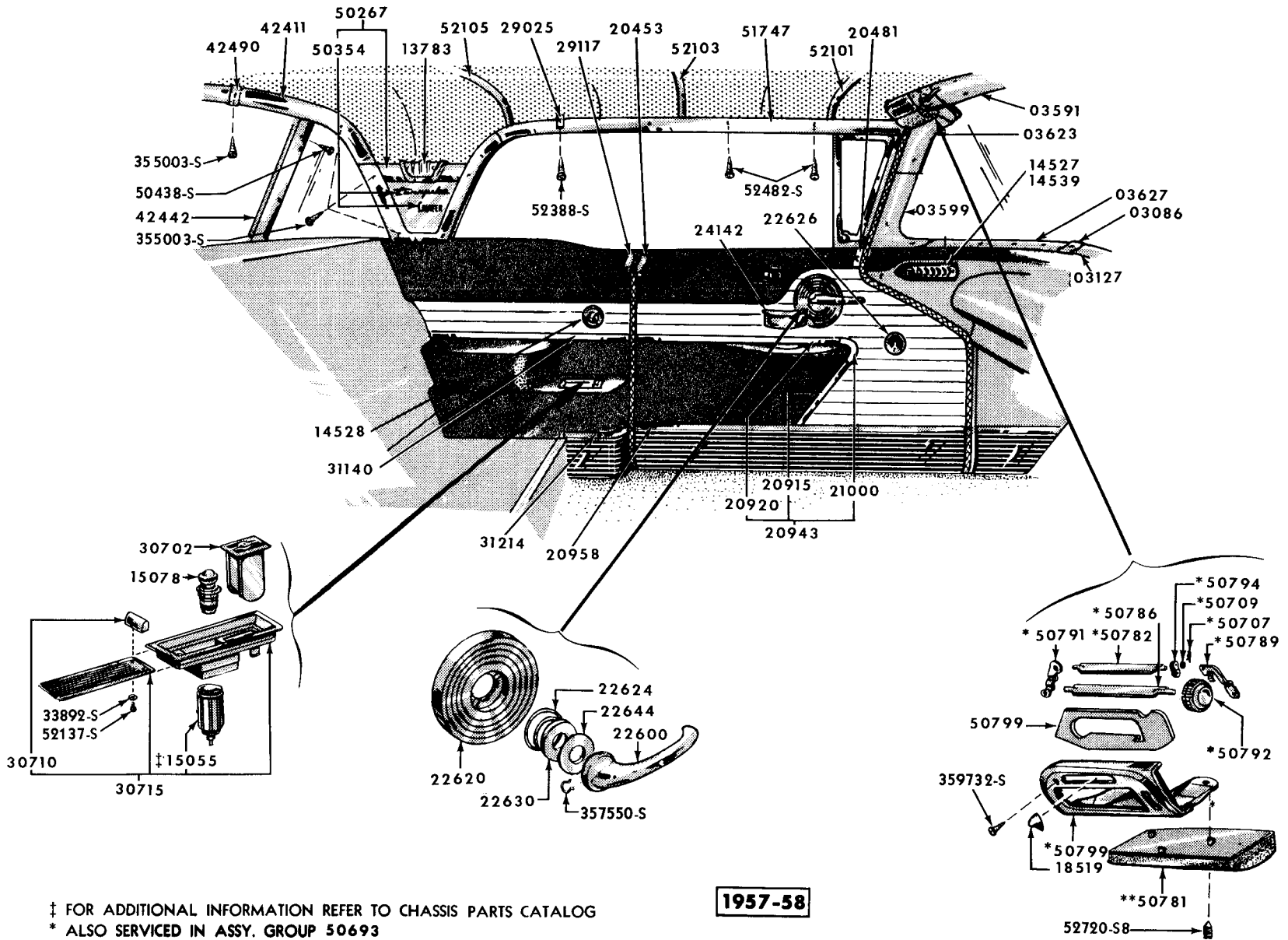
806



* REFER TO SOFT TRIM SECTION OF MASTER PRICE AND REFERENCE LIST FOR SOFT TRIM ITEMS

PMB-321

INTERIOR MOULDINGS - MODEL 57C



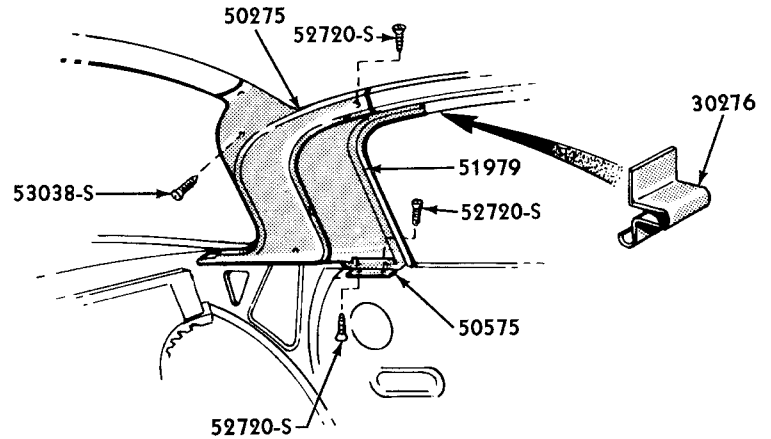
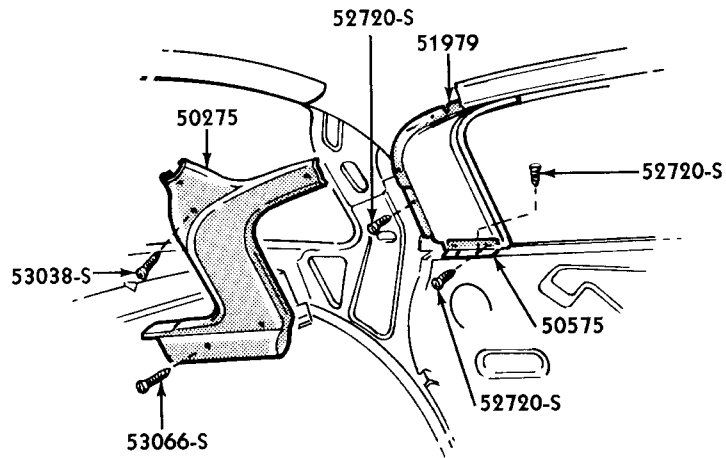
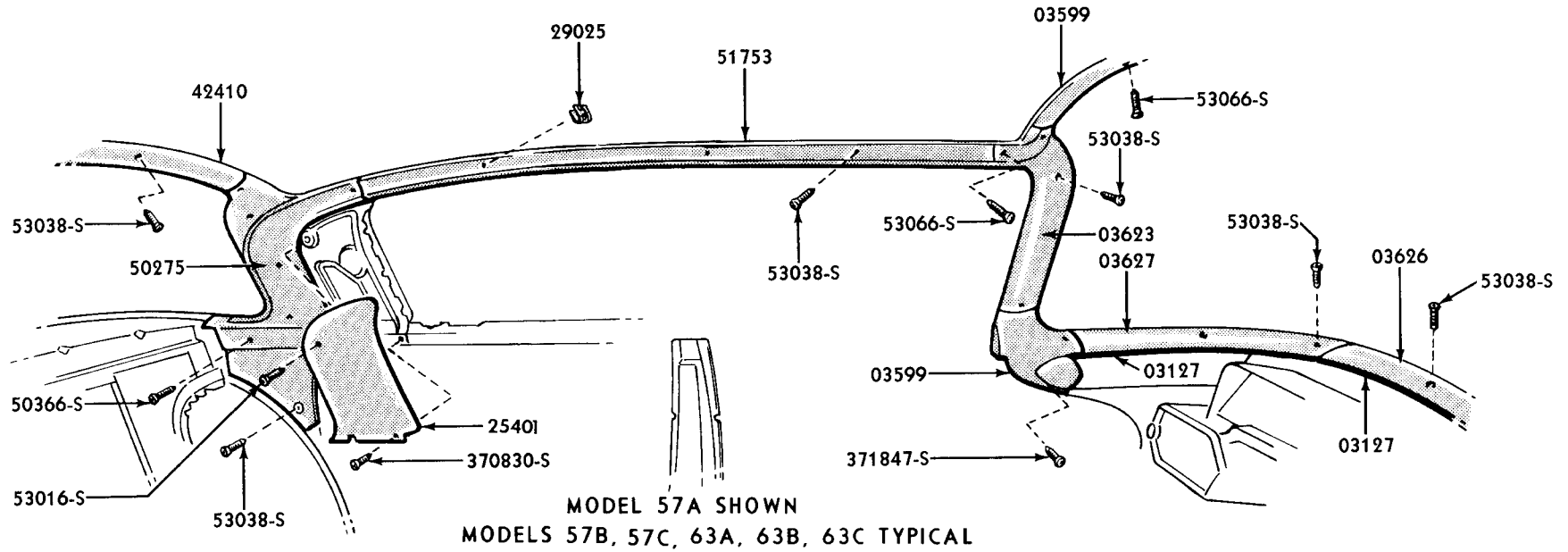
‡ FOR ADDITIONAL INFORMATION REFER TO CHASSIS PARTS CATALOG

* ALSO SERVICED IN ASSY. GROUP 50693

** REFER TO SOFT TRIM SECTION OF MASTER PRICE AND REFERENCE LIST FOR SOFT TRIM PARTS

1957-58

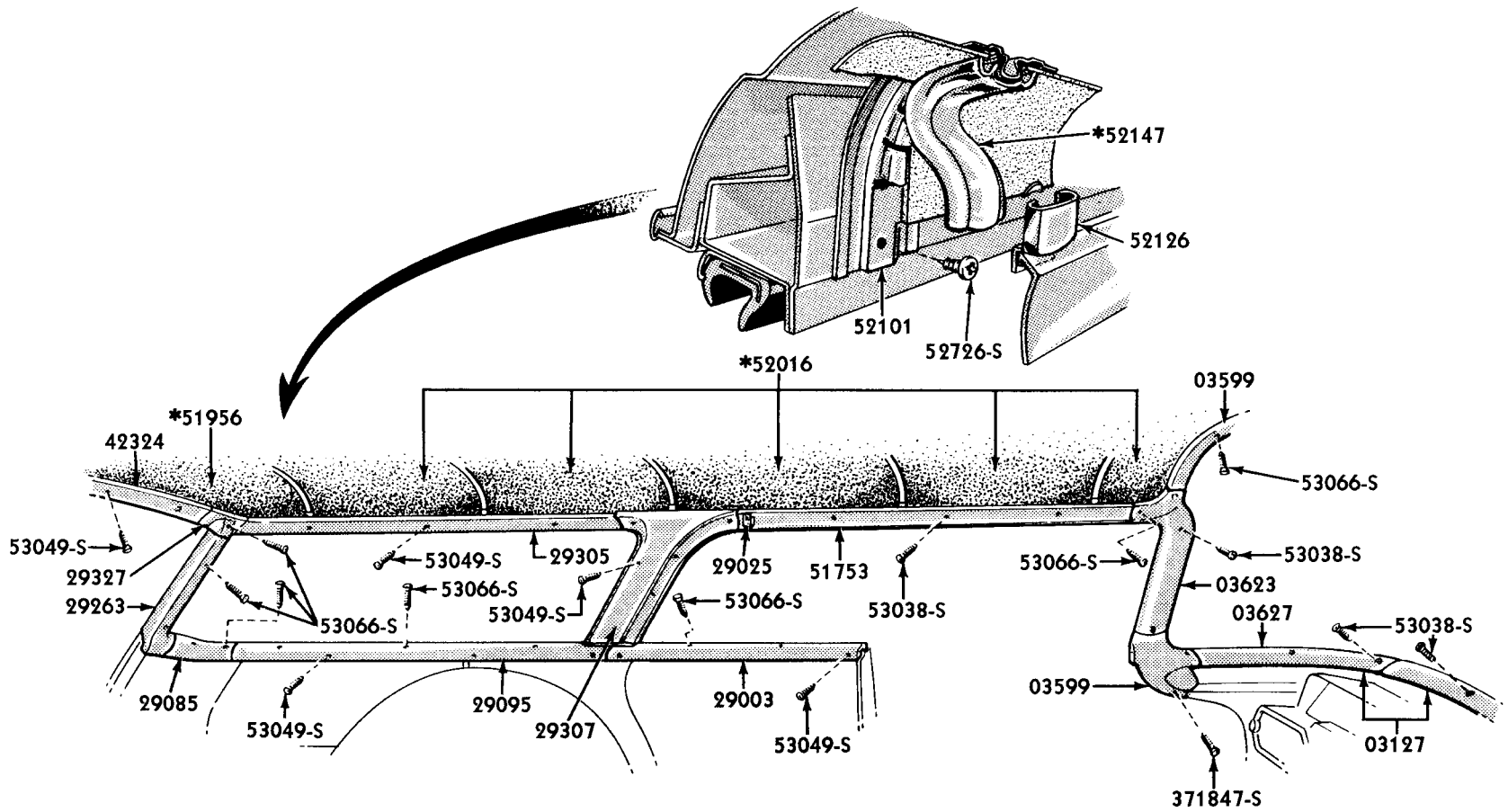
INTERIOR MOULDINGS - MODEL 65



1959

PMB-635

INTERIOR MOULDINGS - PASSENGER



MODEL 56 SHOWN
MODEL 77 TYPICAL

*REFER TO "SOFT TRIM SECTION"
OF THE MASTER PRICE AND REFERENCE LIST

1959

PMB-668

INTERIOR MOULDINGS - STATION WAGON

GROUP AND PART NUMBER	DESCRIPTION. SIZE. ETC.	NO. REQ'D	MODEL OR ENGINE CUBIC INCH DISPLACEMENT	YEAR 19
27840-1	PANEL (QUARTER)			
BU 5827840-F	R.H. (a, b, c)	1	57, 58	56
BU 5827841-F	L.H. (a, b, c)	1	57, 58	56
BU 7027840-E	R.H. (a)	1	70	56
BU 7027841-E	L.H. (a)	1	70	56
BU 7327840-E	R.H. (a, b, c)	1	73	56
BU 7327841-E	L.H. (a, b, c)	1	73	56
BAE 5727840-B	R.H. (d)	1	57	57
BAE 5727841-B	L.H. (d)	1	57	57
BAF 6327840-S	R.H. - with holes	1	63A, B	57/58
BAF 6327841-S	L.H. - with holes	1	63A, B	57/58
BAF 6427840-E	R.H. - with holes	1	64	57/58
BAF 6427841-E	L.H. - with holes	1	64	57/58
BAF 6527840-D	R.H. - with holes	1	65	57/58
BAF 6527841-D	L.H. - with holes	1	65	57/58
BAF 7527840-M	R.H. (d)	1	75A	57/58
BAF 7527841-M	L.H. (d)	1	75A	57/58
BAF 7627840-N	R.H.	1	76	57
		1	76A, B	58
BAF 7627841-N	L.H.	1	76	57
		1	76A, B	58
BAF 5727840-L	R.H. - with holes (d)	1	57C	58
BAF 5727841-L	L.H. - with holes (d)	1	57C	58
BAF 6327840-N	R.H. - with holes	1	63C	58
BAF 6327841-N	L.H. - with holes	1	63C	58
BAF 7627840-L	R.H. - with holes	1	76C	58
BAF 7627841-L	L.H. - with holes	1	76C	58
PB9M 5827840-A	R.H. - with holes - ϕ 1017078	1	58	59
PB9M 5827841-A	L.H. - with holes - ϕ 1017079	1	58	59
PB9M 6427840-A	R.H. - with holes - ϕ 1017076	1	56,64	59
PB9M 6427841-A	L.H. - with holes - ϕ 1017077	1	56,64	59
PB9M 7627840-A	R.H. - ϕ 1001008	1	76A	59
PB9M 7627841-A	L.H. - ϕ 1001009	1	76A	59
32930-S7	Screw-pan hd. tap. -No. 8-15 x 5/8"	2	a	
352848-S	Bumper-rubber	2	d	
354286-S	Bumper-rubber-lower	2	a	
354434-S	Bumper-rubber-rear	2	b	
354434-S	Bumper-rubber-upper	2	c	
357549-S	Bumper-rubber	2	d	
27846-7	PANEL (QUARTER)			
BU 6427846-E	R.H.	1	64	56
BU 6427847-E	L.H.	1	64	56
BU 7627846-D	R.H.	1	76	56
BU 7627847-D	L.H.	1	76	56
B6A 7927846-A	R.H. - ϕ BJ-7927846-A	1	79	56
B6A 7927847-A	L.H. - ϕ BJ-7927847-A	1	79	56
BAF 5627846-G	R.H. - lower - with holes	1	56	57/58
BAF 5627847-G	L.H. - lower - with holes	1	56	57/58
BAF 5827846-E	R.H. - use filler BAE-6428088-A for 1957 - also on models 58 for 1958 - use filler BAF-5728088-A on 57A, B for 1958	1 1	57, 58 57A, B, 58	57 58
BAF 5827847-E	L.H. - use filler BAE-6428089-A for 1957 - also on models 58 for 1958 - use filler BAF-5728089-A on 57A, B for 1958	1 1	57, 58 57A, B, 58	57 58
	CONTINUED ON NEXT PAGE			

GROUP AND PART NUMBER	DESCRIPTION, SIZE, ETC.	NO. REQ'D	MODEL OR ENGINE CUBIC INCH DISPLACEMENT	YEAR 19__
27846-7 PANEL (QUARTER) CONTINUED				
BAF 7727846-F	R.H. - lower - with holes	1	77	57/58
BAF 7727847-F	L.H. - lower - with holes	1	77	57/58
B9MB 5727846-A	R.H. - with holes	1	57C	59
B9MB 5727847-A	L.H. - with holes	1	57C	59
PB9M 5727846-A	R.H. - with holes - @1009436 Refer to Service Bulletin No. 6 dated 2-6-59 for models 77	1	57A, B, 77	59
PB9M 5727847-A	L.H. - with holes - @1009437 Refer to Service Bulletin No. 6 dated 2-6-59 for models 77	1	57A, B, 77	59
B9MB 6327846-A	R.H. - with holes	1	63A, B	59
B9MB 6327847-A	L.H. - with holes	1	63A, B	59
B9MB 6327846-C	R.H. - with holes	1	63C	59
B9MB 6327847-C	L.H. - with holes	1	63C	59
B9MB 7627846-A	R.H. - with holes	1	76C	59
B9MB 7627847-A	L.H. - with holes	1	76C	59
27854-5 PANEL (QUARTER) UPPER				
B6A 7927854-A	R.H. - @BJ-7927854-A	1	79	56
BAE 5627854-B	R.H.	1	56, 77	57/58
BAE 5627855-B	L.H.	1	56, 77	57/58
PB9M 5627854-A	R.H. - @1002040	1	56	59
PB9M 5627855-A	L.H. - @1002041	1	56	59
PB9M 7727854-A	R.H. - @1003554	1	77	59
PB9M 7727855-A	L.H. - @1003555	1	77	59
27856-7 PANEL (QUARTER INSIDE TO FLOOR PAN)				
B5A 5927856-A	R.H. - @BN-5927856-A	1	79	56
B5A 5927857-A	L.H. - @BN-5927857-A	1	79	56
27858-9 PANEL (QUARTER INSIDE TO FLOOR PAN)				
BAE 5627858-A	R.H. - panel only	1	56, 77	57/58
BAE 5627859-A	L.H. - panel only	1	56, 77	57/58
PB9M 5627858-A	R.H. - less extension - @1002844	1	56, 77	59
PB9M 5627859-A	L.H. - with extension - @1011388	1	56, 77	59
27866-7 PANEL (QUARTER OUTSIDE FINISH)				
BAE 6527866-A	R.H. - aluminum - gold dye finish	1	56, 63, 64, 65, 76	57
BAE 6527867-A	L.H. - aluminum - gold dye finish	1	56, 63, 64, 65, 76	57
BAE 7527866-A	R.H. - aluminum - gold dye finish	1	57, 58, 75, 77	57
BAE 7527867-A	L.H. - aluminum - gold dye finish	1	57, 58, 75, 77	57
BAE 7627866-A	R.H. - aluminum finish	1	76B Spl. Conv.	57
BAE 7627867-A	L.H. - aluminum finish	1	76B Spl. Conv.	57
BAF 5727866-C	R.H. - aluminum finish - 64-11/64" long	1	57C	58
BAF 5727867-C	L.H. - aluminum finish - 64-11/64" long	1	57C	58
BAF 5827866-A	R.H. - aluminum finish - 58-5/8" long	1	57, 58, 75, 77A, B, C	58
BAF 5827867-A	L.H. - aluminum finish - 58-5/8" long	1	57, 58, 75, 77A, B, C	58
BAF 6327866-C	R.H. - aluminum finish - 91-17/64" long	1	63C, 76C	58
BAF 6327867-C	L.H. - aluminum finish - 91-17/64" long	1	63C, 76C	58
BAF 6427866-C	R.H. - aluminum - used with Flo-tone paint - 5-1/16" long	1	56A, 63A, 64A, 76A	58
BAF 6427867-C	L.H. - aluminum - used with Flo-tone paint - 5-1/16" long	1	56A, 63A, 64A, 76A	58
BAF 6427866-D	R.H. - aluminum finish - 81-23/64" long	1	56A, B, 63A, B, 64, 65, 76A, B	58
BAF 6427867-D	L.H. - aluminum finish - 81-23/64" long	1	56A, B, 63A, B, 64, 65, 76A, B	58
PB9M 5727866-A	R.H. - aluminum - @1015596	(a) 1	57C, 63C, 76C	59
PB9M 5727867-A	L.H. - aluminum - @1015597	(a) 1	57C, 63C, 76C	59
372010-S8	Screw-truss hd. - cr. rec. - No. 8-18	6	a	

GROUP AND PART NUMBER	DESCRIPTION, SIZE, ETC.	NO. REQ'D	MODEL OR ENGINE CUBIC INCH DISPLACEMENT	YEAR 19__
27870-1 PANEL (QUARTER WINDOW REGULATOR)				
B5A 6427870-A	R.H. - ⊕BN-6427870-A (a)	1	64	56
B5A 6427871-A	L.H. - ⊕BN-6427871-A (a)	1	64	56
B5A 7027870-A	R.H. - ⊕BN-7027870-A	1	70	56
B5A 7027871-A	L.H. - ⊕BN-7027871-A	1	70	56
BAE 6427870-B	R.H.	1	63, 64	57
BAE 6427871-B	L.H.	1	63, 64	57
BAE 6527870-B	R.H.	1	56, 65	57
BAE 6527871-B	L.H.	1	56, 65	57
BAE 7627870-A	R.H.	1	76	57
BAE 7627871-A	L.H.	1	76	57
BAF 6327870-A	R.H.	1	56, 63, 65	58
BAF 6327871-A	L.H.	1	56, 63, 65	58
BAF 6427870-A	R.H.	1	64	58
BAF 6427871-A	L.H.	1	64	58
BAE 7627870-B	R.H.	1	76	58
BAE 7627871-B	L.H.	1	76	58
PB9M 5627870-A	R.H. - ⊕1001546	1	56, 63, 64	59
COMB 6427877-B	L.H.	1	56, 63, 64	59
PB9M 7627870-A	R.H. - ⊕1002848	1	76	59
PB9M 7627871-A	L.H. - ⊕1002849	1	76	59
33798-S8	Nut-hex. -5/16"-24	3	a	
33925-S8	Nut-hex. -3/8"-24	1	a	
34941-S7	Lockwasher - 5/16"	2	a	
34942-S7	Lockwasher - 3/8"	1	a	
44723-S8	Washer-flat-5/16"	1	a	
354021-S7	Screw-set-5/16"-24	2	a	
354273-S7	Screw-set-3/8"-24	1	a	
27877 PANEL (QUARTER WINDOW REGULATOR)				
	See basic part number 27870-1			
27882-3 WHEELHOUSE (QUARTER)				
BV 7027882-A	R.H.	1	All except 76, 79	56
BV 7027883-A	L.H.	1	All except 76, 79	56
B5A 7027882-A	R.H. - also use B5A-5928078-A	1	79	56
B5A 7027883-A	L.H. - also use B5A-5928079-A	1	79	56
BV 7627882-A	R.H.	1	76	56
BV 7627883-A	L.H.	1	76	56
BAE 6427882-A	R.H.	1	All	57
		1	All except 57C, 63C, 75B, 76C	58
BAE 6427883-A	L.H.	1	All	57
		1	All except 57C, 63C, 75B, 76C	58
BAF 5727882-A	R.H.	1	57C, 63C, 75B, 76C	58
BAF 5727883-A	L.H.	1	57C, 63C, 75B, 76C	58
PB9M 5727882-A	R.H. - ⊕1001174	1	57C, 63C, 76C	59
PB9M 5727883-A	L.H. - ⊕1001175	1	57C, 63C, 76C	59
PB9M 5827882-A	R.H. - ⊕1001176	1	All except 56, 57C, 63C, 76C, 77	59
PB9M 5827883-A	L.H. - ⊕1001177 - See basic part number 27700 for models 56, 77	1	All except 57C, 63C, 76C	59
27906 SEAL (QUARTER WHEEL OPENING COVER) FRONT				
B9MB 6427906-A	Rubber - 68-1/8" long	2	All except 56, 57C, 63C, 76C, 77B	59
27936 HOUSING (FUEL FILLER PIPE)				
B5A 5927936-A	⊕BN-5927936-A (a)	1	79	56
BAE 5627936-A		1	56, 77	57/58
42906-S8	Screw & washer assy. -hex.hd. -1/4"-20 x 3/4"	1	a	

GROUP AND PART NUMBER	DESCRIPTION, SIZE, ETC.	NO. REQ'D	MODEL OR ENGINE CUBIC INCH DISPLACEMENT	YEAR 19__
27970-1 REINFORCEMENT (REAR LAMP OPENING)				
BV 7027970-A		2	All except 79	56
BV 7927970-A		2	79	56
BAE 6427971-A	L. H.	1	All	57
BAF 6427970-A	R. H.	1	All	57
		1	All except 57C, 63C, 75B, 76C	58
BAF 5727970-C	R. H.	1	57C, 63C, 75B, 76C	58
BAF 5727971-C	L. H.	1	57C, 63C, 75B, 76C	58
BAF 6427971-A	L. H.	1	All except 57C, 63C, 75B, 76C	58
PB9M 5627970-A	R. H. - @1004068	1	56, 77	59
PB9M 5627971-A	L. H. - @1004069	1	56, 77	59
PB9M 5727970-A	R. H. - @1004582	1	57C, 63C, 76C	59
PB9M 5727971-A	L. H. - @1004583	1	57C, 63C, 76C	59
PB9M 5827970-A	R. H. - @1002862	1	All except 56, 57C, 63C, 76C, 77	59
PB9M 5827971-A	L. H. - @1002863	1	All except 56, 57C, 63C, 76C, 77	59
27974-5 PANEL (QUARTER WHEEL OPENING COVER)				
BV 7327974-B	R. H. - in prime	1	All except 79	56
BV 7327975-B	L. H. - in prime	1	All except 79	56
BAE 6427974-B	R. H. - in prime	1	All	57/58
BAE 6427975-B	L. H. - in prime	1	All	57/58
B9MB 6427974-A	R. H.	1	All except 56, 57C, 63C, 76C, 77B	59
B9MB 6427975-A	L. H.	1	All except 56, 57C, 63C, 76C, 77B	59
27986-7 SEAL (QUARTER WHEEL OPENING COVER) REAR				
B5A 7327986-A	Rubber - @BV-7327986-A	2	All except 79	56
BAE 6427986-A	R. H. - rubber - 74-3/4" long	1	All	57/58
BAE 6427987-A	L. H. - rubber - 74-3/4" long	1	All	57/58
B9MB 6427986-A	Rubber - 10" long	2	All except 56, 57C, 63C, 76C, 77B	59
28000-1 BRACKET (QUARTER PANEL WHEEL OPENING COVER) FRONT				
BV 7328000-A	R. H.	(a) 1	All except 79	56
BV 7328001-A	L. H.	(a) 1	All except 79	56
27081-S8	Bolt-rd. hd. -No. 10-32 x 1/2"	4	a	
28002-3 BRACKET (QUARTER PANEL WHEEL OPENING COVER) REAR				
BV 7328002-A	R. H.	(a) 1	All except 79	56
BV 7328003-A	L. H.	(a) 1	All except 79	56
BAE 6428002-A		2	All	57
27081-S8	Bolt-rd. hd. -No. 10-32 x 1/2"	4	a	
28020 BRACKET (QUARTER PANEL WHEEL OPENING COVER) UPPER				
BV 7328020-A		(a) 4	All except 79	56
27081-S8	Bolt-rd. hd. -No. 10-32 x 1/2"	8	a	
28024-5 FILLER (QUARTER PANEL LOWER EXTENSION TO REAR FLOOR CROSS SILL)				
BAE 5628024-A	R. H.	1	56, 77	57/58
BAE 5628025-A	L. H.	1	56, 77	57/58
PB9M 5628024-A	R. H. - @1004058	1	56, 77	59
PB9M 5628025-A	L. H. - @1004059	1	56, 77	59
28032 ORNAMENT (QUARTER OUTSIDE) REAR				
BAF 6428032-A	Rustless steel - 19-1/4" long	2	All except 57C, 63C, 75B, 76C	58
PB9M 5628032-A	Chrome finish - @1016170	AR	56, 57A, B, 58A, 63A, B, 77B, D	59

GROUP AND PART NUMBER	DESCRIPTION, SIZE, ETC.	NO. REQ'D	MODEL OR ENGINE CUBIC INCH DISPLACEMENT	YEAR 19
28036-7 PANEL (QUARTER OUTSIDE FINISH) LOWER				
BAF 5828036-C	R. H. - aluminum - 53-7/8" long	1	57B, 58B, 75A	58
BAF 5828037-C	L. H. - aluminum - 53-7/8" long	1	57B, 58B, 75A	58
BAF 6328036-E	R. H. - aluminum - 86-1/8" long	1	56B, 63B, 65A, 76B	58
BAF 6328037-E	L. H. - aluminum - 86-1/8" long	1	56B, 63B, 65A, 76B	58
BAF 6328036-F	R. H. - aluminum finish - 6-3/4" long	1	63C, 76C	58
BAF 6328037-F	L. H. - aluminum finish - 6-3/4" long	1	63C, 76C	58
28037 PANEL (QUARTER OUTSIDE FINISH LOWER) FRONT				
BAF 5628037-C	L. H. - aluminum	1	56B	58
BAF 7728037-C	L. H. - aluminum	1	77D	58
28046 MOULDING (QUARTER) OUTSIDE				
BAF 6428046-A	76-1/32" long (a)	2	57C, 63C, 76C	58
MJK 350001-A	Kit-moulding clips-exterior	1	a	
MJK 350008-B	Kit-moulding clips-exterior	1	a	
	34053-S8 Nut-hex. -No.10	4	a	
	34903-S8 Lockwasher-No.10	4	a	
	358560-S100 Clip	4	a	
28048 BRACKET (QUARTER PANEL WHEEL OPENING COVER REAR ON COVER)				
BAE 6428048-A		2	All	57/58
28058-9 EXTENSION (QUARTER PANEL) REAR				
B5A 5928058-A	R. H. - lower - @BN-5928058-A	1	79	56
B5A 5928059-A	L. H. - lower - @BN-5928059-A	1	79	56
BV 7028058-B	R. H. - upper	1	All except 79	56
BV 7028059-B	L. H. - upper	1	All except 79	56
BAE 5628058-B	R. H.	1	56, 77	57/58
BAE 5628059-B	L. H.	1	56, 77	57/58
PB9M 5628058-B	R. H. - upper - @1000294	1	56, 77	59
PB9M 5628059-B	L. H. - upper - @1000295	1	56, 77	59
PB9M 5628058-C	R. H. - lower less holes - @1005732	1	56, 77	59
PB9M 5628059-C	L. H. - lower less holes - @1005733	1	56, 77	59
PB9M 5728058-A	R. H. - long leg for taillight opening - @1000272	1	57A, B, 58, 63A, B, 64, 76A, B	59
PB9M 5728059-A	L. H. - long leg for taillight opening - @1000273	1	57A, B, 58, 63A, B, 64, 76A, B	59
PB9M 6328058-A	R. H. - short leg for taillight opening - @1000998	1	57C, 63C, 76C	59
PB9M 6328059-A	L. H. - short leg for taillight opening - @1000999	1	57C, 63C, 76C	59
28060-1 FILLER (QUARTER PANEL) UPPER FRONT				
BAE 7628060-A	R. H.	1	56, 63, 65, 76	57/58
BAE 7628061-A	L. H.	1	56, 63, 65, 76	57/58
	Cut to length - 63-29/32" long	4	57C	58
	Cut to length - 75-23/32" long	4	63C, 76C	58
PB9M 5628060-A	R. H. - @1002854	1	56, 63, 76	59
PB9M 5628061-A	L. H. - @1002855	1	56, 63, 76	59
28072-3 EXTENSION (QUARTER PANEL REAR) UPPER				
B6A 5928072-A	R. H. - upper - @BJ-5928072-A	1	79	56
B6A 5928073-A	L. H. - upper - @BJ-5928073-A	1	79	56
28078-9 RETAINER (WHEELHOUSE SIDE TRIM PANEL) REAR				
BAE 5628079-A	L. H.	1	56, 77	57/58
PB9M 5628078-A	R. H. - @1002856	1	56, 77	59
PB9M 5628079-A	L. H. - @1002857	1	56, 77	59

GROUP AND PART NUMBER	DESCRIPTION, SIZE, ETC.	NO. REQ'D	MODEL OR ENGINE CUBIC INCH DISPLACEMENT	YEAR 19__
28088-9 FILLER (QUARTER PANEL UPPER TO ROOF SIDE REAR RAIL)				
BAE 6428088-A	R. H.	1	58, 64	57/58
BAE 6428089-A	L. H.	1	58, 64	57/58
BAF 5728088-A	R. H.	1	57, 63	58
BAF 5728089-A	L. H.	1	57, 63	58
28128-9 REINFORCEMENT (QUARTER LOCK PILLAR) LOWER				
BAE 6428128-A	R. H.	1	56, 63, 64, 65	57
BAF 6428128-B	R. H.	1	56, 63A, B, 64, 65	58
BAF 6428129-B	L. H.	1	56, 63A, B, 64, 65	57/58
BAF 6328128-B	R. H.	1	63C	58
BAF 6328129-B	L. H.	1	63C	58
28136-7 REINFORCEMENT (QUARTER LOCK-UPPER PILLAR)				
BAE 6428136-A	R. H.	1	64	57/58
BAE 6428137-A	L. H.	1	64	57/58
PB9M 6428136-A	R.H. - @1005182	1	64	59
PB9M 6428137-A	L.H. - @1005183	1	64	59
28152-3 PANEL (QUARTER PILLAR UPPER) OUTER				
BAE 5628152-A	R. H.	1	56, 77	57/58
BAE 5628153-A	L. H.	1	56, 77	57/58
PB9M 5628152-B	R.H. - less holes - @1010042	1	56	59
PB9M 5628153-B	L.H. - less holes - @1010043	1	56	59
PB9M 7728152-B	R.H. - less holes - @1001362	1	77	59
PB9M 7728153-B	L.H. - less holes - @1001363	1	77	59
28164-5 PANEL (QUARTER PILLAR UPPER) INNER				
BAE 5628164-A	R. H.	1	56, 77	57
BAF 5628164-A	R. H.	1	56, 77	58
BAF 5628165-A	L. H.	1	56, 77	57/58
PB9M 5628164-A	R.H. - @1001366	1	56	59
PB9M 5628165-A	L.H. - @1001367	1	56	59
PB9M 7728164-A	R.H. - @1001364	1	77	59
PB9M 7728165-A	L.H. - @1001365	1	77	59
28168-9 EXTENSION (QUARTER PANEL UPPER TO BELT RAIL)				
BAE 5628168-B	R. H.	1	56, 77	57/58
BAE 5628169-B	L. H.	1	56, 77	57/58
28178-9 PILLAR (QUARTER LOCK)				
BAE 5728178-A	R. H.	1	57, 75, 77	57
BAE 5728179-A	L. H.	1	57, 75, 77	57
BAE 5828178-A	R. H.	1	58	57/58
BAE 5828179-A	L. H.	1	58	57/58
BAF 5728178-A	R. H.	1	57C, 75B	58
BAF 5728179-A	L. H.	1	57C, 75B	58
BAF 5728178-B	R. H.	1	57A, B, 75A, 77	58
BAF 5728179-B	L. H.	1	57A, B, 75A, 77	58
BAF 6328178-A	R. H.	1	63C, 76C	58
BAF 6328179-A	L. H.	1	63C, 76C	58
PB9M 5628178-A	R.H. - @1000402	1	56, 63, 64, 76	59
PB9M 5628179-A	L.H. - @1000403	1	56, 63, 64, 76	59
PB9M 5728178-A	R.H. - @1016356	1	57, 58, 77	59
PB9M 5728179-A	L.H. - @1016357	1	57, 58, 77	59

GROUP AND PART NUMBER	DESCRIPTION, SIZE, ETC.	NO. REQ'D	MODEL OR ENGINE CUBIC INCH DISPLACEMENT	YEAR 19__
28199 BRACE (QUARTER LOCK PILLAR TO FLOOR)				
B5A 7628199-A	L.H. - @BN-7628199-A	1	76	56
28200-1 REINFORCEMENT (QUARTER PANEL LOCK SIDE WELDED)				
B6A 6428200-B	R.H. - @BJ-6428200-B	1	64	56
B6A 6428201-B	L.H. - @BJ-6428201-B	1	64	56
B6A 7028200-B	R.H.	1	70	56
B6A 7028201-B	L.H.	1	70	56
B6A 7628200-A	R.H. - @BJ-7628200-A	1	76	56
B6A 7628201-A	L.H. - @BJ-7628201-A	1	76	56
BAE 7628201-B	L.H.	1	76	57
BAF 7628200-A	R.H.	1	76C	58
BAF 7628201-A	L.H.	1	76C	58
BAF 7628200-B	R.H.	1	76A, B	57/58
BAF 7628201-B	L.H.	1	76A, B	58
PB9M 5628200-A	R.H. - @1006468	1	56, 63	59
PB9M 5628201-A	L.H. - @1006469	1	56, 63	59
PB9M 6428200-A	R.H. - @1006444	1	64	59
PB9M 6428201-A	L.H. - @1006445	1	64	59
PB9M 7628200-A	R.H. - @1002872	1	76	59
PB9M 7628201-A	L.H. - @1002873	1	76	59
28206-7 EXTENSION (QUARTER PANEL UPPER TO REAR CORNER PILLAR LOWER REINFORCEMENT)				
BAE 5628206-A	R.H.	1	56, 77	57/58
BAE 5628207-A	L.H.	1	56, 77	57/58
PB9M 5628206-A	R.H. - @1002874	1	56, 77	59
PB9M 5628207-A	L.H. - @1002875	1	56, 77	59
28209 REINFORCEMENT (QUARTER PANEL LOCK SIDE)				
B5A 7928209-B	L.H. - @BN-7928209-B	1	79	56
28216-7 REINFORCEMENT (QUARTER PANEL LOCK SIDE LOWER)				
BAE 5728216-A	R.H.	1	57, 75, 77	57/58
BAE 5728217-A	L.H.	1	57, 75, 77	57/58
BAE 5828216-A	R.H.	1	58	57/58
BAE 5828217-A	L.H.	1	58	57/58
PB9M 5728216-A	R.H. - @1004584	1	57, 58, 77	59
PB9M 5728217-A	L.H. - @1004585	1	57, 58, 77	59
28260-1 BRACE (QUARTER LOCK PILLAR TO FLOOR)				
BAE 6428260-A	R.H.	1	56, 63, 64, 65	57/58
BAE 6428261-A	L.H.	1	56, 63, 64, 65	57/58
BAE 7628260-A	R.H.	1	76	57/58
BAE 7628261-A	L.H.	1	76	57/58
PB9M 5628260-A	R.H. - @1005194	1	56, 63	59
PB9M 5628261-A	L.H. - @1005195	1	56, 63	59
PB9M 7628260-A	R.H. - @1005716	1	76	59
PB9M 7628261-A	L.H. - @1005717	1	76	59
28308-9 EXTENSION (QUARTER PILLAR UPPER INNER TO BELT RAIL)				
PB9M 5628308-A	R.H. - @1006146	1	56, 77	59
PB9M 5628309-A	L.H. - @1006147	1	56, 77	59
28311 PANEL (QUARTER OUTSIDE FINISH LOWER) REAR				
BAF 5628311-C	Aluminum - 8-1/8" long	1	56B, 77D	58

GROUP AND PART NUMBER	DESCRIPTION, SIZE, ETC.	NO. REQ'D	MODEL OR ENGINE CUBIC INCH DISPLACEMENT	YEAR 19__
28324-5 PILLAR (QUARTER LOCK) UPPER				
BAE 6428324-A	R.H.	1	64	57/58
BAE 6428325-A	L.H.	1	64	57/58
PB9M 6428324-A	R.H. - \oplus 1005180	1	64	59
PB9M 6428325-A	L.H. - \oplus 1005181	1	64	59
28506 RETAINER (QUARTER PANEL, FRONT FENDER & FRONT DOOR MOULDING)				
B8A 5728506-A	\oplus BV-16266-A (10) for front fender (8) for quarter panel (4) for front door	AR	All	58/59
28506 RETAINER (QUARTER OUTSIDE FINISH PANEL MOULDING)				
BAF 5728506-B	Steel	AR	57C, 63C, 75B, 76C	58
28510-1 EXTENSION (QUARTER PANEL LOCKSIDE UPPER)				
BAE 6428510-A	R.H.	1	56, 63, 64, 65, 76	57
		1	56, 63A, B, 64, 65, 76A, B	58
BAE 6428511-A	L.H.	1	56, 63, 64, 65, 76	57
		1	56, 63A, B, 64, 65, 76A, B	58
28534 STRAINER (QUARTER PANEL BELT TO SPARE TIREWELL)				
PB9M 5628534-A	\oplus 1010426	1	56, 77	59
28601 RAIL (QUARTER OUTSIDE FUEL FILLER LID FINISH)				
BU 7928601-A	L.H. - fiber glass - 8-1/32" long	1	79C	56
28606-7 RAIL (QUARTER OUTSIDE FINISH) LOWER FRONT				
BU 7928607-A	L.H. - fiber glass - 33-11/16" long	1	79C	56
M 5397-B	Sealer	1	79C	56
BAE 7728606-A	R.H. - fiber glass - 47-3/4" long - light maple grain	(a) 1	77B	57
BAE 7728607-A	L.H. - fiber glass - 39-1/2" long - light maple grain	(a) 1	77B	57
BAF 7728606-A	R.H. - fiber glass - 47-3/4" long - limed oak grain	(a) 1	77B	58
BAF 7728607-A	L.H. - fiber glass - 39-1/2" long - limed oak grain	(a) 1	77B	58
	52760-S	AR	a	
	357215-S	AR	a	
	358403-S	AR	a	
	358404-S	AR	a	
28611 LID (FUEL FILLER OPENING)				
B5A 5928611-B	\oplus BN-5928611-B	(a) 1	79	56
BAF 5628611-A	In prime	1	56, 77A, C, D	57/58
BAE 7728611-B	Decal on rail portion only	1	77B	57/58
PB9M 5628611-A	\oplus 1003502	(b) 1	56, 77	59
B9MB 6428611-A	Use on units after 1-22-59 on cars built prior to 1-22-59 see basic part number 40634 See basic part number 16377 for Lid Spring	(b) 1	All except 56, 77	59
	42014-S8	2	a	
	357811-S	2	a	
	358391-S	2	a	
	370697-S	2	b	
28612 PANEL (FUEL FILLER OPENING LID APPLIQUE)				
B9MB 5728612-A		1	57B, C, 58B, 63B, C, 76C	59

GROUP AND PART NUMBER	DESCRIPTION, SIZE, ETC.	NO. REQ'D	MODEL OR ENGINE CUBIC INCH DISPLACEMENT	YEAR 19__
28614-5 SPRING (FUEL FILLER OPENING LID HINGE)				
PB9M 5640678-A	R.H. - use on units prior to 1-22-59 - @1007068	1	All	59
PB9M 5640679-A	L.H. - use on units prior to 1-22-59 - @1007069	1	All	59
B9MB 6428614-A	R.H. - use on units after 1-22-59	1	All	59
B9MB 6428615-A	L.H. - use on units after 1-22-59	1	All	59
28620-1 RAIL (QUARTER OUTSIDE FINISH) REAR				
BAE 7728620-A	R.H. - fiber glass - light maple grain (a)	1	77B	57
BAE 7728621-A	L.H. - fiber glass - light maple grain (a)	1	77B	57
BAF 7728620-A	R.H. - fiber glass - limed oak grain (a)	1	77B	58
BAF 7728621-A	L.H. - fiber glass - limed oak grain (a)	1	77B	58
52760-S	Screw	AR	a	
357215-S	Nut	AR	a	
358403-S	Retainer	AR	a	
358404-S	Cap-chrome	AR	a	
28626 COLLAR (QUARTER PANEL FUEL FILLER OPENING)				
BAE 5628626-B		1	56, 77	57/58
28627 SLEEVE (FUEL FILLER OPENING LID) STOP				
PB9M 5628627-A	@1007445	2	All	59
28635 COLLAR (QUARTER PANEL FUEL FILLER OPENING)				
B5A 5928635-A	@BN-5928635-A	1	79	56
28649 MOULDING (QUARTER PANEL FUEL FILLER LID)				
BV 7928649-B	Rustless steel with 1-19/64" beveled edge	1	79C	56
BAE 5628649-A	Rustless steel - 6-59/64" long	1	56B, 77D	57
BAE 5628649-B	Rustless steel - 6-59/64" long	AR	56A, 77A, C	57
		AR	56, 77A, C, D	58
MJK 350004-A	Kit moulding clips - exterior	1	56, 77A, C, D	58
28654 EXTENSION (REAR WHEEL OPENING FRONT MOULDING)				
PB9M 5728654-A	Rustless steel - 57-51/64" long - @1016300	2	57C, 63C, 76C	59
28680 SHIELD (FUEL FILLER OPENING SPLASH)				
B9MB 5628680-A		1	56, 77	59
28694 PANEL (QUARTER PANEL FUEL FILLER OPENING LID) FINISH				
BAF 5628694-C	Aluminum - bright finish - 6-63/64" long	1	56B, 77D	58
28712-3 RAIL (QUARTER OUTSIDE FINISH)				
BU 7928712-A	R.H. - fiber glass (a)	1	79C	56
BU 7928713-A	L.H. - fiber glass (a)	1	79C	56
BAE 7728712-A	R.H. - fiber glass - 46-1/2" long - light maple grain (a)	1	77B	57
BAE 7728713-A	L.H. - fiber glass - 38-1/4" long - light maple grain (a)	1	77B	57
BAF 7728712-A	R.H. - fiber glass - 46-1/2" long - limed oak grain (a)	1	77B	58
BAF 7728713-A	L.H. - fiber glass - 38-1/4" long - limed oak grain (a)	1	77B	58
B9MB 7728712-A	R.H. - fiber glass limed oak grain	1	77B	59
B9MB 7728713-A	L.H. - fiber glass limed oak grain	1	77B	59
52760-S	Screw	AR	a	
357215-S	Nut	AR	a	
358403-S	Retainer	AR	a	
358404-S	Cap-chrome	AR	a	

GROUP AND PART NUMBER	DESCRIPTION, SIZE, ETC.	NO. REQ'D	MODEL OR ENGINE CUBIC INCH DISPLACEMENT	YEAR 19__
28714-5 RAIL (QUARTER BELT) FRONT				
BAE 5628714-A	R. H.	1	56,77	57/58
PB9M 5628714-A	R. H. - @1002878	1	56,77	59
PB9M 5628715-A	L. H. - @1002879	1	56,77	59
28716-7 RAIL (QUARTER BELT) REAR				
PB9M 5628716-A	R. H. - @1007644	1	56,77	59
PB9M 5628717-A	L. H. - @1007645	1	56,77	59
28718 SPACER (QUARTER OUTSIDE FINISH RAIL & FUEL FILLER LID)				
BV 7928718-A	Rubber - 1/8" x 7/8"	15	79C	56
BV 7928718-A	Used for fuel filler	AR	79C	56
28818 PLATE (QUARTER PANEL NAME)				
COMB 5628818-A	"COMMUTER"	2	56A,77A	59
COMB 5828818-A	"MONTCLAIR"	2	57B,58B,63B	59
COMB 6328818-A	"PARK LANE"	2	57C,63C,76C	59
28820 RETAINER (QUARTER OUTSIDE REAR MOULDING)				
PB9M 5728820-A	@1015565	12	57C,63C,76C	59
29002-3 MOULDING (QUARTER WINDOW GARNISH) LOWER				
B6A 6429002-BP	R. H. - in prime - @BU-6429002-BP	(a) 1	64	56
B6A 6429003-BP	L. H. - in prime - @BU-6429003-BP	(a) 1	64	56
B5A 7029002-AP	R. H. - in prime - @BN-7029002-AP	1	70	56
B5A 7029003-AP	L. H. - in prime - @BN-7029003-AP	1	70	56
B5A 7629002-AP	R. H. - in prime - @BN-7629002-AP	(b) 1	76	56
B5A 7929002-AP	R. H. - in prime - @BN-7929002-AP	(c) 1	79	56
B5A 7929003-AP	L. H. - in prime - @BN-7929003-AP	(c) 1	79	56
BAE 6329002-AP	R. H. - in prime	1	63	57
BAE 6329003-AP	L. H. - in prime	1	63	57
BAE 5629002-AP	R. H. - in prime	1	56	57/58
BAE 5629003-AP	L. H. - in prime	1	56	57/58
BAE 6429002-AP	R. H. - in prime	1	64	57/58
BAE 6429003-AP	L. H. - in prime	1	64	57/58
BAE 7629002-AP	R. H. - in prime	1	76	57
		1	76A, B	58
BAE 7629003-AP	L. H. - in prime	1	76	57
		1	76A, B	58
BAF 6329002-A	R. H. - in prime	1	63A, B	58
BAF 6329003-A	L. H. - in prime	1	63A, B	58
PB9M 5629002-AP	R. H. - in prime - @1007348	(d) 1	56	59
PB9M 5629003-AP	L. H. - in prime - @1007349	(d) 1	56	59
PB9M 6329002-AP	R. H. - in prime - @1005438	(d) 1	63A, B	59
PB9M 6329003-AP	L. H. - in prime - @1005439	(d) 1	63A, B	59
PB9M 6429002-AP	R. H. - in prime - 26-5/16" long - @1005462	(d) 1	64	59
PB9M 6429003-AP	L. H. - in prime - 26-5/16" long - @1005463	(d) 1	64	59
PB9M 7629002-AP	R. H. - in prime - 26-3/16" long - @1006206	1	76A	59
PB9M 7629003-AP	L. H. - in prime - 26-3/16" long - @1006207	1	76A	59
42376-S8	Screw-oval hd. cr. rec. -No. 8-15 x 1"	10	c	
51766-S8	Screw-pan hd. cr. rec. -No. 10-32 x 1/2"	4	a	
52360-S13	Screw-oval hd. cr. rec. -No. 18-15 x 3/4"	2	b	
52388-S13	Screw-oval hd. cr. rec. -No. 8-15 x 1-1/2"	2	a	
PB9M 5629186-A	Support	AR	d	

GROUP AND PART NUMBER	DESCRIPTION, SIZE, ETC.	NO. REQ'D	MODEL OR ENGINE CUBIC INCH DISPLACEMENT	YEAR 19__
29006-7 MOULDING (QUARTER WINDOW GARNISH) UPPER				
BAE 6429006-AP	R. H. - in prime	1	64	57/58
BAF 6429006-AP	R. H. - in prime	1	64A	57/58
BAF 6429007-AP	L. H. - in prime	1	64	57/58
PB9M 6429006-AP	R. H. - in prime - 46-1/2" long - @1010220	1	64	59
PB9M 6429007-AP	L. H. - in prime - 46-1/2" long - @1010221	1	64	59
290A14-5 MOULDING (QUARTER STATIONARY WINDOW GARNISH) UPPER				
B9MB56290A14-AP	R. H. - in prime - 47-15/16" long	1	56,77	59
B9MB56290A15-AP	L. H. - in prime - 47-15/16" long	1	56,77	59
29025 HOOK (COAT)				
B2A 7029025-A	Rustless steel - @BA-7029025-D	2	All except 76B	56
	(b)	2	58,64	57
	(a)	2	58,64	59
BAE 5729025-A	Rustless steel	2	56,57,63,65,75,77	57
		2	All except 58,64,76	59
52368-S23	Screw-oval hd. type A tap-No.8-15 x 7/8"	2	b	
52388-S13	Screw-oval hd. type A tap-No.8-15 x 1-1/2"	2	a	
29034-5 MOULDING (QUARTER) OUTSIDE BELT				
B5A 7029034-A	R. H. - rustless steel - 33-33/64" long - @BN-7029034-A	1	70B	56
B5A 7029035-A	L. H. - rustless steel - 33-33/64" long - @BN-7029035-A	1	70B	56
B6A 7929034-A	R. H. - rustless steel - @BJ-7929034-A	1	79	56
B6A 7929035-A	L. H. - rustless steel - @BJ-7929035-A	1	79	56
BAE 5629034-A	R. H. - rustless steel - 24-15/64" long	1	56,65	57
BAE 5629035-A	L. H. - rustless steel - 24-15/64" long	1	56,65	57
		1	56B, 63B, C, 65A	58
BAE 6329034-A	R. H. - rustless steel	1	63	57
BAE 6329035-A	L. H. - rustless steel	1	63	57
		1	56B, 63B, C, 65A	58
BAE 7629034-A	R. H.	1	76	57
		1	76B, C	58
BAE 7629035-A	L. H.	1	76	57
		1	76B, C	58
29038-9 MOULDING (QUARTER OUTSIDE) UPPER & LOWER REAR				
BU 7029038-A	Rustless steel - 77-5/8" long	2	64, 70, 76	56
BU 7329038-A	Rustless steel - 54-3/8" long	2	57, 58, 73	56
BV 7929038-A	R. H. - rustless steel - 41-3/32" long - lower	1	79B, C	56
BV 7929039-B	L. H. - rustless steel - 33-21/32" long with 1-19/64" beveled end - lower	1	79B, C	56
MGK 350004-A	Kit - moulding clips - exterior Consists of the following - (1) BU-7029120-A clip assy. (1) 34053-S8 nut (1) 34903-S8 washer (1) 44713-S8 washer-flat (1) 356499-S sealer-washer (6) 357786-S8 clip-moulding	1	All	56
BAE 5629039-A	L. H. - rustless steel - 11-13/64" long	1	56B, 77D	57
BAE 5829038-A	Rustless steel - 56-31/32" long - (2) models 57B, 58B, 75 (1) model 77D - R. H. only	1 or 2	57B, 58B, 75, 77D	57
CONTINUED ON NEXT PAGE				

GROUP AND PART NUMBER	DESCRIPTION. SIZE. ETC.	NO. REQ'D	MODEL OR ENGINE CUBIC INCH DISPLACEMENT	YEAR 19__
29038-9 MOULDING (QUARTER OUTSIDE) UPPER & LOWER REAR (CONTINUED)				
BAE 6429038-A	Rustless steel - 79-7/64" long - (2) models 63B, 65, 76B (1) model 56B - R. H. only	1 or 2	56B, 63B, 65, 76B	57
BAE 6429038-B	R. H. - rustless steel - 79-7/64" long	1	56A, 63A, 64, 76A	57
BAE 6429039-B	L. H. - rustless steel - 79-7/64" long	(a) 1	63A, 64, 76A	57
MHK 350000-A	Kit - moulding clips - exterior	1	All except 56, 77	57
BAE 5629039-C	L. H. - rustless steel - 11-13/64" long	1	56A, 77A, C	57
		1	56, 77A, C, D	58
BAE 5829038-B	R. H. - rustless steel - 56-31/32" long	1	57A, 58A, 77A, C	57
		1	57, 58, 75A, 77A, C, D	58
BAE 5829039-B	L. H. - rustless steel - 56-31/32" long	1	57A, 58A	57
		1	57, 58, 75A	58
BAF 5729038-A	R. H. - rustless steel - 64" long	(a) 1	57C, 75B	58
BAF 5729039-A	L. H. - rustless steel - 64" long	(a) 1	57C, 75B	58
BAF 6329038-A	R. H. - rustless steel - 89-1/4" long	(a) 1	56B, 63B, 65A, 76B	58
BAF 6329039-A	L. H. - rustless steel - 89-1/4" long	(a) 1	63B, 65A, 76B	58
BAF 6329038-B	R. H. - rustless steel - 79-1/4" long	(a) 1	63C, 76C	58
BAF 6329039-B	L. H. - rustless steel - 79-1/4" long	(a) 1	63C, 76C	58
BAF 6429038-B	R. H. - rustless steel - 79-1/8" long	(a) 1	56A, 63A, 64A, C, 76A	58
BAF 6429039-B	L. H. - rustless steel - 79-1/8" long	(a) 1	63A, 64A, C, 76A	58
BAF 6429038-D	R. H. - rustless steel - use with Flo-tone paint 7-3/4" long	(a) 1	56A, 63A, 64A, 76A	58
BAF 6429039-D	L. H. - rustless steel - use with Flo-tone paint 7-3/4" long	(a) 1	56A, 63A, 64A, 76A	58
MJK 350004-A	Kit - moulding clips - exterior	1	56, 77A, C, D	58
B9MB 6329038-A	R. H. - upper	(b) 2	57C, 63C, 76C	59
	L. H. - lower	(b) 2	57C, 63C, 76C	59
B9MB 6329039-A	L. H. - upper	(b) 2	57C, 63C, 76C	59
	R. H. - lower	(b) 2	57C, 63C, 76C	59
MJK 350001-A	Kit-moulding clips-exterior	1	a	
PB9M 5728820-A	Retainer assy.	3	b	
34053-S8	Nut-hex. -No. 10-24	2	a	
34903-S8	Lockwasher-No. 10	2	a	
353911-S100	Nut and washer assy. -No. 10-24	3	b	
358560-S100	Clip	2	a	
29050-1 MOULDING (QUARTER WHEEL OPENING COVER)				
BAE 6429050-A	R. H. - rustless steel - 56-7/16" long	1	All	57/58
BAE 6429051-A	L. H. - rustless steel - 56-7/16" long	1	All	57/58
PB9M 5629050-A	R. H. - 69" long - @1012636	1	All except 57C, 63C, 76C, 77B	59
PB9M 5629051-A	L. H. - 69" long - @1012637	1	All except 57C, 63C, 76C, 77B	59
29054-5 ORNAMENT (QUARTER OUTSIDE) LOWER REAR				
BAE 6429054-B	R. H. - 60" long - spare carrier kit	1	All except 56, 77	57
BAE 6429055-B	L. H. - 60" long - spare carrier kit	1	All except 56, 77	57
BAE 5629054-B	R. H. - rustless steel - used with Flo-tone paint (a)	1	56, 77A, C, D	57/58
BAE 5629055-B	L. H. - rustless steel - used with Flo-tone paint (a)	1	56, 77A, C, D	57/58
MJK 350004-A	Kit - moulding clips	1	56, 77A, C, D	58
34053-S8	Nut-hex. -No. 10-24	2	a	
34903-S8	Lockwasher-No. 10	2	a	
358560-S100	Clip	2	a	

GROUP AND PART NUMBER	DESCRIPTION, SIZE, ETC.	NO. REQ'D	MODEL OR ENGINE CUBIC INCH DISPLACEMENT	YEAR 19__
29062-3 ORNAMENT (QUARTER OUTSIDE) UPPER				
BU 5729062-B	R.H. - chrome finish - 3-39/64" long (a)	1	57	56
BU 5729063-B	L.H. - chrome finish - 3-39/64" long (a)	1	57	56
BV 5829062-A	R.H. - chrome finish (a)	1	58	56
BV 5829063-A	L.H. - chrome finish (a)	1	58	56
34053-S8	Nut-hex. -No.10-24	2	a	
34823-S7	Washer-lock-No.10	2	a	
357577-S8	Washer-flat-7/32" x 1-5/64"	2	a	
29066-7 MOULDING (QUARTER OUTSIDE) LOWER REAR				
PB9M 5729066-A	R.H. - 17" long - @1019148	1	All except 57C, 63C, 76C	59
PB9M 5729067-A	L.H. - 17" long - @1019149	1	All except 57C, 63C, 76C	59
29068-9 MOULDING (QUARTER OUTSIDE UPPER) FRONT				
BV 6429068-A	R.H. - rustless steel - 18-1/8" long	1	64A	56
BV 6429069-A	L.H. - rustless steel - 18-1/8" long	1	64A	56
BV 7629068-A	R.H. - rustless steel - 18-13/16" long	1	76	56
BV 7629069-A	L.H. - rustless steel - 18-13/16" long	1	76	56
BU 7929068-A	Rustless steel - 48-13/16" long (a)	2	79B, 79D	56
BV 7929068-A	Rustless steel - 45-3/64" long	2	79C	56
MFK 350022-A	Kit - moulding clips - Montclair moulding Consists of the following - (1) BV-6421046-A retainer-R.H. (1) BV-6421047-A retainer-L.H. (1) BV-6421084-A retainer-R.H. (1) BV-6421085-A retainer-L.H. (11) BV-6429192-A retainer (1) 34053-S8 hex.nut (1) 34903-S8 washer (1) 44713-S8 washer (1) 50801-S8 screw & washer	1	64, 76	56
BAE 6429068-A	Rustless steel Rear door	2 2 2	56, 63, 64, 65, 76 57, 58, 75, 77 56, 63A, B, 64, 65, 76A, B	57 57/58 58
MHK 350005-A	Kit - moulding - exterior	1	All except 56, 77	57
BAF 5629069-A	L.H. - rustless steel - 70-1/2" long (a)	1	56B	58
MJK 350007-A	Kit - moulding - exterior	1	All except 57C, 63C, 75B	58
34053-S8	Nut-hex. -No.10-24	2	a	
34903-S8	Lockwasher-No.10	2	a	
357786-S	Clip-moulding	3	a	
359673-S100	Clip	8	a	
29076-7 MOULDING (QUARTER OUTSIDE) FRONT				
BU 7629076-A	R.H. - rustless steel - 7-25/64" long (c)	1	64C, 64D, 64E, 70B, 70C, 76A	56
BU 7629077-A	L.H. - rustless steel - 7-25/64" long (c)	1	64C, 64D, 64E, 70B, 70C, 76A	56
BU 7629076-B	R.H. - chrome finish - 7-25/64" long (c)	1	64A, 76B	56
BU 7629077-B	L.H. - chrome finish - 7-25/64" long (c)	1	64A, 76B	56
BAE 5629077-A	L.H. - rustless steel - 60-31/64" long (a)	1	56B	57
BAE 5629077-C	L.H. - rustless steel - 60-31/64" long	1	56A	57
BAE 6329076-A	R.H. - rustless steel - 10-15/32" long (a)	1	56B, 63B, 65, 76B	57
BAE 6329077-A	L.H. - rustless steel - 10-15/32" long (a)	1	56B, 63B, 65, 76B	57
BAE 6429076-B	R.H. - rustless steel - 10-1/2" long	1	56A, 63A, 64, 76A	57
BAE 6429077-B	L.H. - rustless steel - 10-1/2" long	1	56A, 63A, 64, 76A	57
BAE 7729077-A	L.H. - rustless steel - 38-11/32" long	1	77D	57
MHK 350000-A	Kit - moulding clips - exterior	1	63A, 64, 76A	57
BAE 7729077-B	L.H. - rustless steel - 38-11/32" long	AR AR	77A, C 77A, C, D	57 58
CONTINUED ON NEXT PAGE				

GROUP AND PART NUMBER	DESCRIPTION, SIZE, ETC.	NO. REQ'D	MODEL OR ENGINE CUBIC INCH DISPLACEMENT	YEAR 19__
29076-7 MOULDING (QUARTER OUTSIDE) FRONT (CONTINUED)				
BAF 5629077-B	Rustless steel - 70-5/8" long	(a) 1	56B	58
BAF 5629077-C	L.H. - rustless steel - 60-1/2" long	1	56A	58
BAF 6329076-A	R.H. - forked and rustless steel - 18-15/16" long	(b) 1	63C, 76C	58
BAF 6329077-A	L.H. - forked and rustless steel - 18-15/16" long	(b) 1	63C, 76C	58
BAF 6429076-A	R.H. - rustless steel curved	(b) 1	56A, 63A, 64, 76A	58
BAF 6429077-A	L.H. - rustless steel curved	(b) 1	56A, 63A, 64, 76A	58
MJK 350003-A	Kit - moulding clips - exterior	1	57C, 63C, 75B, 76C	58
MJK 350007-A	Kit - moulding clips - exterior	1	All except 57C, 63C, 75B	58
B9BM 6429076-A	Rustless steel Cut to 42-21/32" length for models 57, 58, 77 Cut to 71-15/16" length for models 56, 63, 64, 76	(d) 1	All	59
MJK 350001-A	Kit - moulding clips - exterior	1	b	
B8A 5728506-A	Retainer assy. - ⊕BV-16266-A	1	d	
PB9M 5625562-A	Retainer assy.	8	d	
34053-S8	Nut-hex. -No. 10-24	4	a	
34903-S8	Lockwasher-No. 10	4	a	
357786-S8	Clip-moulding	2	c	
358560-S100	Clip	2	a	
29084-5 MOULDING (QUARTER STATIONARY WINDOW GARNISH) LOWER REAR				
BAE 5629084-BP	R.H. - in prime - 12-3/4" long - includes (2) spacers	(a) 1	56, 77	57/58
BAE 5629085-BP	L.H. - in prime - 12-3/4" long - includes (2) spacers	(a) 1	56, 77	57/58
PB9M 5629084-AP	R.H. - in prime - 16" long - ⊕1006046	1	56, 77	59
PB9M 5629085-AP	L.H. - in prime - 16" long - ⊕1006047	1	56, 77	59
52376-S13	Screw-oval hd. cr. rec. -No. 8-15 x 1"	4	a	
29094-5 MOULDING (QUARTER STATIONARY WINDOW GARNISH) LOWER				
BAE 5629094-AP	R.H. - in prime	(a) 1	56, 77	57/58
BAE 5629095-AP	L.H. - in prime	(a) 1	56, 77	57/58
PB9M 5629094-AP	R.H. - in prime - ⊕1006048	1	56, 77	59
PB9M 5629095-AP	L.H. - in prime - ⊕1006049	1	56, 77	59
52376-S13	Screw-oval hd. cr. rec. -No. 8-15 x 1"	12	a	
29098-9 MOULDING (QUARTER OUTSIDE REAR TO LOWER BACK PANEL)				
BAE 6429098-A	R.H. - rustless steel	1	57B, 58B, 63B, 65, 75, 76B	57
BAE 6429099-A	L.H. - rustless steel	1	57B, 58B, 63B, 65, 75, 76B	57
BAE 6429098-B	R.H. - rustless steel - used with Flo-tone paint	1	57A, 58A, 63A, 64, 76A	57
		1	57A, B, 58, 63A, B, 64, 65, 75A, 76A, B	58
BAE 6429099-B	L.H. - rustless steel - used with Flo-tone paint	1	57A, 58A, 63A, 64, 76A	57
		1	57A, B, 58, 63A, B, 64, 65, 75A, 76A, B	58
BAF 5729098-A	R.H. - rustless steel - used with Two-tone paint	1	57C, 63C, 75B, 76C	58
BAF 5729099-A	L.H. - rustless steel - used with Two-tone paint	1	57C, 63C, 75B, 76C	58
29108 RETAINER (QUARTER OUTSIDE MOULDING) UPPER				
BU 7929108-A		4	79B	56
BV 7929108-A		6	79C	56
BV 7929108-A	Retainer - quarter upper moulding	2	76B	58
29116-7 EXTENSION (QUARTER WINDOW GARNISH UPPER FRONT MOULDING)				
BAE 6529116-B	R.H. - rustless steel - 2" long	1	65	57
		1	56, 63C, 65A, 76C	58
BAE 6529117-B	L.H. - rustless steel - 2" long	1	65	57
		1	56, 63C, 65A, 76C	58

GROUP AND PART NUMBER	DESCRIPTION, SIZE, ETC.	NO. REQ'D	MODEL OR ENGINE CUBIC INCH DISPLACEMENT	YEAR 19__
29120 RETAINER (QUARTER OUTSIDE MOULDING)				
B6A 7029120-B	⊕BU-7029120-A	2	All except 79C	56
BAE 6429120-A	Retainer - quarter outside lower moulding For rear door outside lower moulding	2	56A, 63A, 64A, 76A	57
		2	56A, 57A, 58A, 63A, 64, 76A, 77A, C	58
		2	57A, 58A, 77A, C	57/58
291A20 RETAINER (QUARTER OUTSIDE BELT REAR MOULDING) INTERMEDIATE				
B9MB 64291A20-A		2	58,64	59
29128 RETAINER (QUARTER & REAR END OUTSIDE BELT MOULDING)				
BAE 6521928-A	Also used on quarter outside belt moulding Also used on rear door and quarter panel	AR	56, 63, 64A, 65, 75, 76	57
		10	All	57/58
		AR	All	58
PB9M 5729128-A	⊕I015665	4	57,63	59
PB9M 5829128-A	⊕I013998	AR	58,64	59
29138-9 MOULDING (QUARTER OUTSIDE BELT) REAR				
PB9M 5729138-A	R.H. - rustless steel - 32-3/4" long - ⊕I011190 (a)	1	57,63	59
PB9M 5729139-A	L.H. - rustless steel - 32-3/4" long - ⊕I011191 (a)	1	57,63	59
B9MB 6429138-B	R.H. (a)	1	58,64	59
B9MB 6429139-B	L.H. (a)	1	58,64	59
B9MB 6429176-A	Retainer	AR	a	
29140-1 MOULDING (QUARTER OUTSIDE) UPPER REAR				
BAE 6429140-A	Rustless steel - 70-7/64" long (a) cut to 15-1/4" long for rear door for models - cut to 54-39/64" long for quarter panel upper for models -	4	56, 63, 64, 65, 76	57/58
		4	57A, B, 58, 75A, 77	57/58
		4	57A, B, 58, 75A, 77	57/58
BAF 5629141-A	L.H. - rustless steel - 8-11/16" long - rear (a)	1	56B, 77D	58
BAF 5829140-A	R.H. - rustless steel - 54-1/2" long - rear - (a)	1	57B, 58B, 75A, 77D	58
BAF 5829141-A	L.H. - rustless steel - 54-1/2" long (a)	1	57B, 58B, 75A	58
BAF 6329140-A	R.H. - rustless steel - 87-3/4" long (a)	1	56B, 63B, 65A, 76B	58
BAF 6329141-A	L.H. - rustless steel - 87-3/4" long (a)	1	63B, 65A, 76B	58
PB9M 5729140-A	R.H. - 17" long - ⊕I019146	1	All except 57C, 63C, 76C	59
PB9M 5729141-A	L.H. - 17" long - ⊕I019147	1	All except 57C, 63C, 76C	59
MJK 350001-A	Kit-moulding clips-exterior	1	a	
MJK 350008-B	Kit-moulding clips-exterior	1	a	
	34053-S8 Nut-hex.-No. 10	4	a	
	34903-S8 Lockwasher-No. 10	4	a	
	358560-S100 Clip	4	a	
29144 RETAINER (QUARTER OUTSIDE LOWER MOULDING)				
B7A 7029144-A	Retainer - roof outside side moulding ⊕BAC-7029144-A or B	AR	57B, 65, 75	57
BAE 6429144-A	Retainer - quarter outside lower moulding For front door outside lower moulding For rear door outside lower moulding For front fender outside lower moulding	AR	All except 77B	57/58
		AR	All except 77B	57/58
		AR	57, 58, 75, 77A, C, D	57/58
		AR	All except 77B	57/58

GROUP AND PART NUMBER	DESCRIPTION, SIZE, ETC.	NO. REQ'D	MODEL OR ENGINE CUBIC INCH DISPLACEMENT	YEAR 19__
29164-5 MOULDING (REAR WHEEL OPENING)				
BAE 6329164-A	R. H. - rustless steel	1	All	57
		1	All except 57C, 63C, 75B, 76C	58
BAE 6329165-A	L. H. - rustless steel	1	All	57
		1	All except 57C, 63C, 75B, 76C	58
354397-S100	Nut and washer-No.10-24	12	65, 75	57/58
354842-S100	Clip	12	65, 75	57/58
356499-S	Washer-flat	12	65, 75	57/58
BAF 7529164-A	R. H. - rustless steel	1	57C, 63C, 75B, 76C	58
BAF 7529165-A	L. H. - rustless steel	1	57C, 63C, 75B, 76C	58
PB9M 5729164-A	R.H. - rustless steel - 49" long - ϕ 1016294	1	All except 57C, 63C, 76C	59
PB9M 5729165-A	L.H. - rustless steel - 49" long - ϕ 1016295	1	All except 57C, 63C, 76C	59
PB9M 5729164-B	R.H. - front - rustless steel - 23-1/4" long - ϕ 1016296	1	57C, 63C, 76C	59
PB9M 5729165-B	L.H. - front - rustless steel - 23-1/4" long - ϕ 1016297	1	57C, 63C, 76C	59
PB9M 5729164-C	R.H. - rear - rustless steel - 32" long - ϕ 1016298	1	57C, 63C, 76C	59
PB9M 5729165-C	L.H. - rear - rustless steel - 32" long - ϕ 1016299	1	57C, 63C, 76C	59
29176 RETAINER (QUARTER OUTSIDE REAR BELT MOULDING)				
B9MB 6429176-A		1	58, 64	59
29186 SUPPORT (QUARTER WINDOW GARNISH MOULDING) REAR				
PB9M 5629186-A	ϕ 1005435	2	56, 63, 64	59
29191 PLATE (QUARTER WINDOW REGULATOR HANDLE) MANUAL				
BAD 7629191-A	Nylon	2	76	59
29194-5 MOULDING (QUARTER OUTSIDE) TOP FRONT				
BV 7029194-A	R. H. - rustless steel - 16-19/32" long	(a) 1	70B	56
BV 7029195-A	L. H. - rustless steel - 16-19/32" long	(a) 1	70B	56
52003-S13	Screw	1	a	
29210 LETTER (QUARTER OUTSIDE UPPER)				
BAE 6429210-A	Letter "M"	(a) 2	All except 76B Spl. Conv.	57
BAE 6429210-B	Letter "E"	(a) 2	All except 76B Spl. Conv.	57
BAE 6429210-C	Letter "R"	(a) 4	All except 76B Spl. Conv.	57
BAE 6429210-D	Letter "C"	(a) 2	All except 76B Spl. Conv.	57
BAE 6429210-E	Letter "U"	(a) 2	All except 76B Spl. Conv.	57
BAE 6429210-F	Letter "Y"	(a) 2	All except 76B Spl. Conv.	57
BAE 7629210-A	Letter "M"	(a) 2	76B Spl. Conv.	57
BAE 7629210-B	Letter "E"	(a) 2	76B Spl. Conv.	57
BAE 7629210-C	Letter "R"	(a) 4	76B Spl. Conv.	57
BAE 7629210-D	Letter "C"	(a) 2	76B Spl. Conv.	57
BAE 7629210-E	Letter "U"	(a) 2	76B Spl. Conv.	57
BAE 7629210-F	Letter "Y"	(a) 2	76B Spl. Conv.	57
355873-S32	Speed nut	14	a	
29212-3 GUARD (QUARTER WHEEL OPENING COVER) STONE				
BAE 6429212-A	R. H. - rustless steel - 8-3/64" long	1	65, 75	57
		1	All	58
BAE 6429213-A	L. H. - rustless steel - 8-3/64" long	1	65, 75	57
		1	All	58
29218 MOULDING (QUARTER OUTSIDE) LOWER REAR VERTICAL				
BU 7029218-A		(a) 2	All except 79	56
354397-S100	Nut and washer assy. - No.10-24	4	a	

GROUP AND PART NUMBER	DESCRIPTION, SIZE, ETC.	NO. REQ'D	MODEL OR ENGINE CUBIC INCH DISPLACEMENT	YEAR 19__
29226 RETAINER (QUARTER OUTSIDE) TOP FRONT				
BV 7029226-A	Retainer - 1/2" x 59/64" (a)	1	70B	56
52003-S13	Screw	1	a	
29228 RETAINER (QUARTER OUTSIDE TOP FRONT MOULDING) REAR				
BV 7029228-A	Retainer - 1/2" x 1-7/64" (a)	1	70B	56
BV 7029228-A	Rear	2	70B	56
52003-S13	Screw	1	a	
29230 RETAINER (QUARTER OUTSIDE TOP) MOULDING REAR				
BV 7029230-A		2	70B	56
29262-3 MOULDING (QUARTER STATIONARY WINDOW GARNISH) REAR				
BAE 5629262-BP	R.H. - in prime (a)	1	56,77	57/58
BAE 5629263-BP	L.H. - in prime (a)	1	56,77	57/58
PB9M 5629262-AP	R.H. - in prime - Ⓢ1013518	1	56,77	59
PB9M 5629263-AP	L.H. - in prime - Ⓢ1013519	1	56,77	59
52376-S13	Screw-oval hd. cr. rec. -No. 8-15 x 1"	4	a	
29280 RETAINER (QUARTER OUTSIDE UPPER FRONT MOULDING)				
BAE 6429280-B	Also used on rear door	2	56, 57A, 58A, 63A, B, 64, 65A, 76A, B, 77A, C	57/58
BAF 5729280-A		2	57C, 63C, 75B, 76C	58
29288 RETAINER (QUARTER SIDE LOWER MOULDING) FRONT				
BAF 6329288-A		2	63C, 76C	58
29296 RETAINER (QUARTER WHEEL OPENING STONE GUARD)				
BAE 6429296-A		4	All	57/58
29298-9 BRACKET (QUARTER PANEL TO WHEELHOUSE)				
PB9M 5729298-A	R.H. - Ⓢ1011674	1	57,63	59
PB9M 5729299-A	L.H. - Ⓢ1011675	1	57,63	59
29304-5 MOULDING (QUARTER STATIONARY WINDOW GARNISH UPPER)				
BAE 5629304-AP	R.H. - used with soft headlining only (a)	1	56,77	57/58
BAE 5629305-AP	L.H. - used with soft headlining only (a)	1	56,77	57/58
52388-S13	Screw-oval hd. cr. rec. -No. 8-15 x 1-1/2"	6	a	
29306-7 MOULDING (QUARTER STATIONARY WINDOW GARNISH) FRONT				
BAE 5629306-AP	R.H. - in prime (a)	1	56,77	57/58
BAE 5629307-AP	L.H. - in prime (a)	1	56,77	57/58
PB9M 5629306-AP	R.H. - in prime - Ⓢ1006052	1	56,77	59
PB9M 5629307-AP	L.H. - in prime - Ⓢ1006053	1	56,77	59
52376-S13	Screw-oval hd. cr. rec. -No. 8-15 x 1"	4	a	
29326-7 COVER (QUARTER STATIONARY WINDOW GARNISH MOULDING JOINT) UPPER REAR				
PB9M 5629326-AP	R.H. - in prime - Ⓢ1011626	1	56,77	59
PB9M 5629327-AP	L.H. - in prime - Ⓢ1011627	1	56,77	59
29346-7 BRACKET (QUARTER UPPER PANEL TO REAR CORNER PILLAR UPPER) REINFORCEMENT				
PB9M 5629346-A	R.H. - Ⓢ1010418	1	56,77	59
PB9M 5629347-A	L.H. - Ⓢ1010419	1	56,77	59
29421 RETAINER (QUARTER OUTSIDE BELT REAR MOULDING) REAR				
PB9M 5729421-A	With end flanges - Ⓢ1016921 (a)	2	57,63	59
PB9M 5829421-A	Without end flanges - Ⓢ1017569 (a)	2	58,64	59
354397-S100	Nut and washer assy. -No. 10-24	2	a	

GROUP AND PART NUMBER	DESCRIPTION, SIZE, ETC.	NO. REQ'D	MODEL OR ENGINE CUBIC INCH DISPLACEMENT	YEAR 19__
29432 FILLER (QUARTER WINDOW FRAME)				
PB9M 6429432-A	Rubber - @1014215	2	64	59
29435 RETAINER (QUARTER OUTSIDE BELT REAR) MOULDING END				
PB9M 5729435-A	@1017909	2	57,63	59
29518 RETAINER (QUARTER OUTSIDE BELT REAR INTERMEDIATE)				
PB9M 5829518-A	@1017588 (a)	2	58,64	59
354397-S100	Nut and washer assy. -No.10-24	2	a	
29519 INSERT (QUARTER WINDOW OUTSIDE UPPER MOULDING)				
PB9M 5629519-A	@1018086	2	56,77	59
29522 RUN (QUARTER WINDOW GLASS) REAR				
PB9M 6429522-A	@1007434 (a)	2	64	59
359219-S	Screw-5/16"-24 hex. washer hd.	2	a	
29524-5 MOULDING (QUARTER WINDOW OUTSIDE) UPPER				
B9MB 5629524-A	R.H. - 45" long	1	56,77	59
B9MB 5629525-A	L.H. - 45" long	1	56,77	59
29534 RETAINER (QUARTER WHEEL OPENING COVER MOULDING)				
B9MB 6429534-A		AR	All except 56,57C,63C,76C,77B	59
29644-5 EXTENSION (QUARTER WINDOW REAR GLASS RUN BRACKET)				
PB9M 6429644-A	R.H. - @1013454 (a)	1	64	59
PB9M 6429645-A	L.H. - @1013455 (a)	1	64	59
359219-S	Screw-5/16"-24 hex. washer hd.	2	a	
29664 PLATE (QUARTER WINDOW SLIDING GLASS LATCH STRIKER)				
B5A 5929664-A	Chrome finish - zinc die cast - @BN-5929664-A (a)	2	79	56
52727-S8	Screw-pan hd. cr. rec. -No.10-12 x 1/2"	2	a	
29668-9 LATCH (QUARTER WINDOW SLIDING GLASS)				
B5A 5929668-B	R.H. - @BN-5929668-B	1	79	56
B5A 5929669-B	L.H. - @BN-5929669-B	1	79	56
29710 GLASS (QUARTER WINDOW)				
B6A 6429710-A	Clear - @BV-6429710-A	2	64	56
B6A 6429710-B	Tinted - green - @BV-6429710-B	2	64	56
B5A 7029710-A	Clear - @BN-7029710-A	2	70	56
BAE 6329710-A	Clear	2	63	57
BAE 6329710-B	Tinted - green	2	63	57
BAE 5629710-A	Clear	2	56	57/58
BAE 5629710-B	Tinted - green	2	56	57/58
BAF 6429710-A	Clear	2	64	57/58
BAF 6429710-B	Tinted - green	2	64	57/58
BAE 6529710-A	Clear	2	63,65	57/58
BAE 6529710-B	Tinted - green	2	63,65	57/58
BAE 7629710-A	Clear	2	76	57/58
BAE 7629710-B	Tinted - green	2	76	57/58
PB9M 5629710-A	Clear - @1005418	2	56	59
PB9M 5629710-B	Tinted - @1009353	2	56	59
PB9M 6329710-A	Clear - @1005583	2	63	59
PB9M 6329710-B	Tinted - @1005585	2	63	59
PB9M 6429710-A	Clear - @1001523	2	64	59
PB9M 6429710-B	Tinted - @1005125	2	64	59
PB9M 7629710-A	Clear - @1003776	2	76	59
PB9M 7629710-B	Tinted - @1003778	2	76	59

GROUP AND PART NUMBER	DESCRIPTION. SIZE. ETC.	NO. REQ'D	MODEL OR ENGINE CUBIC INCH DISPLACEMENT	YEAR 19__
29722-3 STRIP (QUARTER WINDOW SLIDING GLASS) RETAINING				
BN 7929722-A	R.H. - rubber	1	79	56
BN 7929723-A	L.H. - rubber	1	79	56
29724 WEATHERSTRIP (QUARTER WINDOW GLASS CHANNEL)				
B6A 6429724-A	Rubber - 74" long - @BN-6429724-A	2	64	56
BN 7629724-A	Rubber - 59" long	2	76	56
PB9M 5629724-A	@1011580	2	56	59
PB9M 7629724-A	@1011597	2	76	59
29726 GLASS (QUARTER WINDOW STATIONARY)				
BAE 5629726-C	R.H. - clear - stationary window - tempered	1	56, 77	57/58
BAE 5629726-D	R.H. - tinted - green - stationary window - tempered	1	56, 77	57/58
PB9M 5629726-C	R.H. - clear - @1019218	1	56, 77	59
PB9M 5629726-D	R.H. - tinted - @1019220	1	56, 77	59
29732-3 WEATHERSTRIP (QUARTER WINDOW GLASS) OUTER				
B6A 6429732-A	With rustless steel beading - 32-13/64" long - @BV-6429732-A	2	64	56
B5A 7629732-B	R.H. - with rustless steel beading - 22-25/32" long - @BN-7629732-B	1	76	56
B5A 7629733-B	L.H. - with rustless steel beading - 22-25/32" long - @BN-7629733-B	1	76	56
BAE 6329732-A	R.H. - 28-5/16" long	1	63A, B	57
BAE 6329733-A	L.H. - 28-5/16" long	1	63A, B	57
BAE 6329732-B	R.H. - 28-1/2" long	1	63	57
BAE 6329733-B	L.H. - 28-1/2" long	1	63	57
BAE 6529732-A	R.H. - 22-51/64" long	1	65	57
BAE 6529733-B	L.H. - 22-51/64" long	1	65	57
BAE 5629732-B	R.H. - 22-13/16" long	1	56	57
		1	56A, 63A	58
BAE 5629733-B	L.H. - 22-13/16" long	1	56	57
		1	56A, 63A	58
BAF 6429732-A	R.H. - 27-9/16" long	1	64	57/58
BAF 6429733-A	L.H. - 27-9/16" long	1	64	57/58
BAE 7629732-A	R.H. - 19-3/16" long	1	76	57
		1	76A, B, C	58
BAE 7629733-A	L.H. - 19-3/16" long	1	76	57
		1	76A, B, C	58
BAE 6529733-B	L.H. - 22-3/4" long	1	63B, C, 65A	58
B9MB 5629732-A	R.H. - 23-21/32" long	1	56	59
B9MB 5629733-A	L.H. - 23-21/32" long	1	56	59
PB9M 6329732-B	R.H. - 18-1/2" long - @1009626	1	63	59
COMB 6329733-A	L.H. - 18-1/2" long	1	63	59
PB9M 6429732-A	R.H. - 22-13/64" long - @1002596	1	64	59
PB9M 6429733-A	L.H. - 22-13/64" long - @1002597	1	64	59
B9MB 7629732-A	R.H. - 23-21/64" long	1	76	59
COMB 7629733-A	L.H. - 23-21/64" long	1	76	59
29736 GLASS (QUARTER WINDOW STATIONARY)				
BAE 5629736-C	L.H. - clear - stationary window - tempered	1	56, 77	57/58
BAE 5629736-D	L.H. - tinted - green - stationary window - tempered	1	56, 77	57/58
PB9M 5629736-C	L.H. - clear - @1019219	1	56, 77	59
PB9M 5629736-D	L.H. - tinted - @1019221	1	56, 77	59

GROUP AND PART NUMBER	DESCRIPTION, SIZE, ETC.	NO. REQ'D	MODEL OR ENGINE CUBIC INCH DISPLACEMENT	YEAR 19__
29740-1 GLASS PLATE (QUARTER WINDOW STATIONARY)				
B9MB 5629740-A	R.H. - clear - alternate with PB9M-5629726-C	1	56,77	59
B9MB 5629741-A	L.H. - clear - alternate with PB9M-5629736-C	1	56,77	59
B9MB 5629740-B	R.H. - tinted - alternate with PB9M-5629726-D	1	56,77	59
B9MB 5629741-B	L.H. - tinted - alternate with PB9M-5629736-D	1	56,77	59
29744-5 WEATHERSTRIP (QUARTER WINDOW GLASS AT BELT) INSIDE				
BAE 6329744-A	R.H. - 29-7/8" long	1	63	57
BAE 6329745-A	L.H. - 29-7/8" long	1	63	57
BAE 5629744-A	R.H. - 23-15/16" long	1	56	57/58
BAE 5629745-A	L.H. - 23-15/16" long	1	56	57/58
BAE 6429744-A	R.H. - 27-5/8" long	1	64	57/58
BAE 6529744-A	R.H. - 24-7/16" long	1	63C, 65	57/58
BAE 6529745-A	L.H. - 24-7/16" long	1	63C, 65	57/58
BAF 7629744-A	R.H. - 20-5/64" long	1	76	57
		1	76A, B, C	58
BAF 7629745-A	L.H. - 20-5/64" long	1	76	57
		1	76A, B, C	58
BAF 6329744-A	R.H. - 24-1/4" long	1	63A, B	58
BAF 6329745-A	L.H. - 24-1/4" long	1	63A, B	58
PB9M 5629744-A	R.H. - 24-11/16" long - @1005398	1	56	59
PB9M 5629745-A	L.H. - 24-11/16" long - @1005399	1	56	59
PB9M 6329744-A	R.H. - 19-9/16" long - @1005430	1	63	59
PB9M 6329745-A	L.H. - 19-9/16" long - @1005431	1	63	59
PB9M 7629744-A	R.H. - 23-1/8" long - @1006080	1	76	59
PB9M 7629745-A	L.H. - 23-1/8" long - @1006081	1	76	59
29748-9 WEATHERSTRIP (QUARTER WINDOW FRONT LOWER CORNER)				
B5A 6029748-A	@BN-6029748-A (a)	2	64	56
BAE 7629748-A	R.H.	1	56, 63, 65, 76,	57/58
BAE 7629749-A	L.H.	1	56, 63, 65, 76	57/58
B9MB 6329748-A	R.H. (b)	1	56, 63, 76	59
B9MB 6329749-A	L.H. (b)	1	56, 63, 76	59
	52018-S8 Screw-flat hd. cr. rec. -No. 10-12 x 5/8"	2	a	
	52720-S8 Screw-pan hd. cr. rec. -No. 8-15 x 3/8"	2	a	
	52726-S13 Screw-pan hd. cr. rec. -No. 8-15 x 1/2"	1	b	
29752-3 GUIDE (QUARTER WINDOW) FRONT				
B6A 6429753-B	L.H. - @BJ-6429753-B (a)	1	64	56
BAE 6329752-C	R.H.	1	63	57
BAE 6329753-C	L.H.	1	63	57
BAE 6529752-B	R.H.	1	56, 65	57
BAE 6429752-A	R.H.	1	64	57/58
BAE 6429753-A	L.H.	1	64	57/58
BAE 6529753-C	L.H.	1	56, 63, 65	57/58
BAE 6529752-C	R.H.	1	56, 63, 65	58
	353866-S Screw-set-1/4"-20	2	a	
	354021-S7 Screw-set-5/16"-24	2	a	
	355748-S8 Screw-set-3/8"-24	2	a	
29764-5 GUIDE (QUARTER WINDOW)				
B6A 7629764-A	R.H. - @BJ-7629764-A (c)	1	76	56
B6A 7629765-A	L.H. - @BJ-7629765-A (c)	1	76	56
BAE 6329764-A	R.H. - rear (a)	1	63	57
BAE 6329765-A	L.H. - rear (a)	1	63	57
BAE 6429764-A	R.H. - rear (a)	1	64	57/58
BAE 6429765-A	L.H. - rear (a)	1	64	57/58
CONTINUED ON NEXT PAGE				

GROUP AND PART NUMBER	DESCRIPTION, SIZE, ETC.	NO. REQ'D	MODEL OR ENGINE CUBIC INCH DISPLACEMENT	YEAR 19_____
29764-5 GUIDE (QUARTER WINDOW) CONTINUED				
BAE 6529764-B	R. H. - rear	1	56, 65	57
		1	56, 63, 65	58
BAE 6529765-B	L. H. - rear	1	56, 65	57
		1	56, 63, 65	58
BAE 7629764-A	R. H.	(b) 1	76	57/58
BAE 7629765-A	L. H.	(b) 1	76	57/58
B9MB 6329764-A	R. H.	1	56, 63	59
B9MB 6329765-A	L. H.	1	56, 63	59
PB9M 7629764-A	R. H. - @1002904	1	76	59
PB9M 7629765-A	L. H. - @1002905	1	76	59
33795-S7	Nut-hex. -1/4"-20	4	b, c	
34905-S7	Washer-internal tooth-1/4"	2	c	
34940-S7	Lockwasher-1/4"	4	b	
34942-S7	Lockwasher-3/8"	2	a	
44719-S8	Washer-flat-1/4"	4	b, c	
354666-S2	Screw-hex. hd. -No. 12-24	4	a	
29789 FILLER (QUARTER WINDOW OPENING) FRONT CORNER				
B5A 7929789-A	L. H. - front corner - @BN-7929789-A	1	79	56
29795 WEATHERSTRIP (QUARTER WINDOW GLASS CHANNEL)				
PB9M 6329795-A	@1011581	2	63	59
29796-7 MOULDING (QUARTER WINDOW OUTSIDE) UPPER				
BAE 5629797-A	L. H. - rustless steel - 34" long	1	56, 77	57
BAE 5629796-B	R. H. - 35" long	1	56, 77	57/58
BAE 5629797-B	L. H. - 35" long	1	56, 77	58
BAE 6429796-A	R. H. - rustless steel - snap on type	1	64	57/58
BAE 6429797-A	L. H. - rustless steel - snap on type	1	64	57/58
PB9M 6429796-A	R. H. - @1006392	1	64	59
PB9M 6429797-A	L. H. - @1006393	1	64	59
29804 PIN (QUARTER WINDOW GUIDE)				
BN 6429804-B		2	64	56
29820 CHANNEL (QUARTER WINDOW FRONT GUIDE)				
BAE 6329820-A		(a) 2	63	57
BAE 6429820-A		2	64	57/58
43486-S8	Screw & washer-No. 12-24 x 3/8"	4	a	
29822 STOP (QUARTER WINDOW REGULATOR ARM)				
B6A 6429822-A	1-1/4" long - @BJ-6429822-B	(a) 4	64	56
34368-S8	Nut-hex. -5/16"-24	2	a	
44723-S8	Washer-flat-5/16"	2	a	
29824 ROLLER (QUARTER WINDOW GUIDE)				
B5A 6029824-A	Plastic - @BN-6029824-A	(a) 6	64	56
B7A 6429824-B	Steel - @BAC-6429824-B	4	56, 63, 64, 65	57/58
33798-S8	Nut-hex. -5/16"-24	6	a	
34941-S7	Washer-external tooth-5/16"	6	a	
354079-S8	Screw-shoulder-5/16"-24 x 51/64"	2	a	
354080-S	Screw-shoulder-5/16"-24 x 1"	6	a	
354086-S8	Washer-35/64" I. D. x 1-3/64" O. D.	6	a	
354087-S	Washer-spring	6	a	
354811-S7	Ring-snap	2	a	

GROUP AND PART NUMBER	DESCRIPTION, SIZE, ETC.	NO. REQ'D	MODEL OR ENGINE CUBIC INCH DISPLACEMENT	YEAR 19__
29824 SLIDE (REAR DOOR WINDOW STABILIZER ARM)				
PB9M 5729824-A	Outer - nylon - @1014229	2	57, 77	59
PB9M 5729824-B	Inner - nylon - @1014230	2	57, 77	59
29825 STUD (QUARTER WINDOW) GUIDE ROLLER				
B7A 6429825-A	Steel	4	56, 63, 64, 65	58
29856-7 MOULDING (QUARTER WINDOW OUTSIDE) FRONT				
BAE 5629856-B	R. H. - rustless steel - 21" long	1	56, 77	57/58
BAE 5629857-B	L. H. - rustless steel - 21" long	1	56, 77	57/58
BAE 6429856-A	R. H. - rustless steel - snap on type	1	64	57/58
BAE 6429857-A	L. H. - rustless steel - snap on type	1	64	57/58
PB9M 6429856-A	R. H. - @1006390	1	64	59
PB9M 6429857-A	L. H. - @1006391	1	64	59
29866-7 MOULDING (QUARTER PILLAR UPPER) OUTER				
BAE 5629866-B	R. H. - steel - 7-11/16" long	1	56, 77	57
BAE 5629867-B	L. H. - steel - 7-11/16" long	1	56, 77	57
29876-7 PLATE (QUARTER WINDOW SIDE SUPPORT) FRONT				
BAE 6329876-A	R. H. - front	1	63	57
BAE 6329877-A	L. H. - front	1	63	57
BAE 6529876-A	R. H. - front	1	56, 65	57
		1	56, 63, 65	58
BAE 6529877-A	L. H. - front	1	56, 65	57
		1	56, 63, 65	58
29882-3 PLATE (QUARTER WINDOW SIDE SUPPORT) REAR				
BAE 6329882-A	R. H. - rear	1	63	57
BAE 6329883-A	L. H. - rear	1	63	57
29888-9 FILLER (QUARTER WINDOW OUTSIDE FRONT MOULDING) LOWER				
BAE 6429888-A	R. H.	1	64	57/58
BAE 6429889-A	L. H.	1	64	57/58
PB9M 6429888-A	R. H. - @1009192	1	64	59
PB9M 6429889-A	L. H. - @1009193	1	64	59
29900-1 CHANNEL (QUARTER WINDOW GLASS)				
B5A 7029900-A	R. H. - @BN-7029900-A	1	70	56
B5A 7029901-A	L. H. - @BN-7029901-A	1	70	56
BAF 6429900-A	R. H.	1	64	57/58
BAF 6429901-A	L. H.	1	64	57/58
B9MB 6429900-A	R. H.	1	64	59
B9MB 6429901-A	L. H.	1	64	59
29902 CHANNEL (QUARTER WINDOW SLIDING GLASS)				
B5A 7929902-A	Rustless steel - @BN-7929902-A	2	79	56
29904-5 WEATHERSTRIP (QUARTER WINDOW STATIONARY GLASS)				
B5A 5929904-A	Rubber - cut to length when necessary - @BN-5929904-A	2	79	56
BAE 5629904-A	R. H. - rubber	1	56, 77	57/58
BAE 5629905-A	L. H. - rubber	1	56, 77	57/58
PB9M 5629904-A	R. H. - @1006006	1	56, 77	59
PB9M 5629905-A	L. H. - @1006007	1	56, 77	59
29910-1 WEATHERSTRIP (QUARTER WINDOW STATIONARY GLASS) VERTICAL				
B5A 7929910-A	R. H. - 14-11/16" long - @BN-7929910-A	1	79	56
B5A 7929911-A	L. H. - 14-11/16" long - @BN-7929911-A	1	79	56

GROUP AND PART NUMBER	DESCRIPTION, SIZE, ETC.	NO. REQ'D	MODEL OR ENGINE CUBIC INCH DISPLACEMENT	YEAR 19__
29920-1 WEATHERSTRIP & RETAINER (QUARTER WINDOW) UPPER				
B6A 6429920-A	R. H. - ⊕BJ-6429920-A	(a) 1	64	56
B6A 6429921-A	L. H. - ⊕BJ-6429921-A	(a) 1	64	56
BAE 6329920-A	R. H.	(a) 1	63	57
BAE 6329921-A	L. H.	(a) 1	63	57
BAE 5629920-A	R. H.	(a) 1	56	57/58
BAE 5629921-A	L. H.	(a) 1	56	57/58
BAE 6529920-B	R. H.	(a) 1	65	57
		1	63, 65	58
BAE 6529921-B	L. H.	(a) 1	65	57
		1	63, 65	58
PB9M 5629920-A	R. H. - 34-3/8" long - ⊕1002726	1	56	59
PB9M 5629921-A	L. H. - 34-3/8" long - ⊕1002727	1	56	59
PB9M 6329920-A	R. H. - ⊕1014820	1	63	59
PB9M 6329921-A	L. H. - ⊕1014821	1	63	59
52726-S8	Screw-pan hd. cr. rec. -No. 8-15 x 1/2"	8	a	
29958-9 CHANNEL (QUARTER WINDOW) LOWER				
B6A 6429958-A	R. H. - ⊕BV-6429958-A	(a) 1	64	56
B6A 6429959-A	L. H. - ⊕BV-6429959-A	(a) 1	64	56
B5A 7629958-A	⊕BN-7629958-A	(a) 2	76	56
BAE 6329958-B		2	63	57
BAE 5629958-A		2	56	57/58
BAE 6529958-A		2	65	57
		2	63, 65	58
BAE 7629958-A	R. H.	1	76	57/58
BAE 7629959-A	L. H.	1	76	57/58
PB9M 5629958-A	⊕1005403	2	56	59
PB9M 6329958-A	⊕1009475	2	63	59
PB9M 7629958-A	⊕1003768	2	76	59
36799-S7	Screw-rd. hd. -No. 8-32 x 3/8"	4	a	
29962-3 CHANNEL (QUARTER WINDOW) UPPER				
B6A 6429962-A	Chrome finish - ⊕BV-6429962-A	2	64	56
B5A 7629962-A	R. H. - chrome finish - ⊕BN-7629962-A	1	76	56
B5A 7629963-A	L. H. - chrome finish - ⊕BN-7629963-A	1	76	56
BAE 6329962-A	Rustless steel	2	63	57
BAE 5629962-A	Rustless steel	2	56	57/58
BAE 6529962-A	Rustless steel	2	65	57
		2	63, 65	58
BAE 7629962-A	Rustless steel	(a) 2	76	57/58
PB9M 5629962-A	Rustless steel - ⊕1005467	2	56	59
PB9M 6329962-A	Rustless steel - ⊕1005366	2	63	59
PB9M 7629962-A	Rustless steel - ⊕1003770	2	76	59
358822-S8	Screw-pan hd. -No. 8-32	4	a	
358823-S8	Screw-pan hd. -No. 8-32	4	a	
29968 STOP (QUARTER WINDOW)				
BA 7029968-B		(a) 2	70	56
BAE 6529968-A	Steel - rubber dipped on end - 3-5/8" long	1	56, 65	57
		1	56, 63, 65	58
PB9M 6429968-A	⊕1009276	(b) 2	64	59
43260-S8	Screw & washer assy. -hex. hd. -1/4"-20 x 1/2"	4	a	
359219-S	Screw-5/16"-24 hex. washer hd.	2	b	

GROUP AND PART NUMBER	DESCRIPTION, SIZE, ETC.	NO. REQ'D	MODEL OR ENGINE CUBIC INCH DISPLACEMENT	YEAR 19__
29976-7 BRACKET & HINGE (QUARTER WINDOW ON BODY)				
B6A 7629976-A	R. H. - ⊕BJ-7629976-A	1	76	56
B6A 7629977-A	L. H. - ⊕BJ-7629977-A	1	76	56
BAE 7629976-A	R. H.	(a) 1	76	57/58
BAE 7629977-A	L. H.	(a) 1	76	57/58
PB9M 5629976-A	R. H. - ⊕1009268	(a) 1	56,63	59
PB9M 5629977-A	L. H. - ⊕1009269	(a) 1	56,63	59
PB9M 7629976-A	R. H. - ⊕1005796	(a) 1	76	59
PB9M 7629977-A	L. H. - ⊕1005797	(a) 1	76	59
33923-S8	Nut-hex. -5/16"	6	a	
34826-S7	Lockwasher-spring-5/16"	6	a	
354021-S7	Screw-set-5/16"-24	AR	a	
29986 BUMPER (QUARTER WINDOW STOP) LOWER				
B5A 7629986-A	Screw type - rubber & steel - 1-23/32" long	2	76	56
B5A 6029986-A	Rubber - outer - screw type - used as a stop for (b) folding top in down position - ⊕BD-6029986-A	2	76	56/58
B7A 7629986-A	⊕BAC-7629986-B - lower	(a) 2	76	57/58
B9AB 7629986-A		2	56,63,76	59
33795-S7	Nut-adjustment-hex. -1/4"-20	2	a	
33921-S13	Nut-jam-1/4"-28	2	b	
34825-S7	Lockwasher-spring-1/4"	2	b	
52344-S13	Screw-oval hd. cr. rec. -No. 8-15 x 1/2"	2	a	
29994 BUMPER (QUARTER WINDOW STOP) UPPER				
B7A 7629994-A	⊕BAC-7629994-A	(a) 2	56,63,65,76	57/58
PB9M 5629994-A	⊕1002203	2	56,63,76	59
	Back window	2	56,77	59
354666-S2	Screw & washer-No. 12-24 x 3/8"	4	a	
30100 WEATHERSTRIP (QUARTER WINDOW UPPER WITH CLIPS)				
BAE 6430100-B	37-1/8" long	2	64	57/58
30104-5 RUN (QUARTER WINDOW GLASS) FRONT				
PB9M 6430104-A	R. H. - 30-1/2" - ⊕1007432	(a) 1	64	59
PB9M 6430105-A	L. H. - 30-1/2" - ⊕1007433	(a) 1	64	59
44713-S	Washer-No. 10 flat	2	a	
50930-S8	Screw and washer assy. -No. 10-32 x 1/2"	2	a	
30110 RUN (QUARTER WINDOW SLIDING GLASS)				
B5A 7930110-B	⊕BN-7930110-A	(a) 2	79	56
52010-S8	Screw-flat hd. cr. rec. -No. 6-18 x 1/2"	4	a	
357385-S	Bumper - rubber	2	a	
30114-5 WEATHERSTRIP & BRACKET (QUARTER WINDOW FRONT)				
BAE 6430114-B	R. H.	1	64	57/58
BAE 6430115-B	L. H.	1	64	57/58
30118-9 RETAINER (QUARTER WINDOW STATIONARY GLASS) UPPER REAR				
BAE 5630118-B	R. H.	(a) 1	56,77	57
BAE 5630119-B	L. H.	(a) 1	56,77	57
52726-S8	Screw-pan hd. cr. rec. -No. 8-15 x 1/2"	4	a	
30130 RETAINER (QUARTER WINDOW STATIONARY GLASS UPPER) FRONT				
BAE 5630130-A		(a) 4	56,77	57/59
52726-S8	Screw-pan hd. cr. rec. -No. 8-15 x 1/2"	8	a	

GROUP AND PART NUMBER	DESCRIPTION, SIZE, ETC.	NO. REQD	MODEL OR ENGINE CUBIC INCH DISPLACEMENT	YEAR 19__
30132-3 RETAINER (QUARTER STATIONARY WINDOW LOWER) REAR				
BAE 5630132-B	R.H. (a)	1	56, 77	57/58
BAE 5630133-B	L.H. (a)	1	56, 77	57/58
B9MB 5630132-A	R.H.	1	56, 77	59
B9MB 5630133-A	L.H.	1	56, 77	59
52726-S8	Screw-pan hd. cr. rec. -No. 8-15 x 1/2"	6	a	
30134-5 RETAINER (QUARTER STATIONARY WINDOW LOWER) FRONT				
BAE 5630134-A	(a)	2	56, 77	57/58
PB9M 5630134-A	R.H. - @I002213	1	56, 77	59
PB9M 5630135-A	L.H. - @I013319	1	56, 77	59
52726-S8	Screw-pan hd. cr. rec. -No. 8-15 x 1/2"	8	a	
30140-1 RETAINER (QUARTER STATIONARY WINDOW) FRONT				
BAE 5630140-A	R.H. (a)	1	56, 77	57/58
BAE 5630141-A	L.H. (a)	1	56, 77	57/58
PB9M 5630140-A	R.H. - @I002512	1	56, 77	59
PB9M 5630141-A	L.H. - @I002513	1	56, 77	59
52017-S8	Screw-flat hd. -No. 8-15 x 3/8"	6	a	
30144 RETAINER (QUARTER WINDOW STATIONARY GLASS LOWER FRONT-END)				
BAE 5630144-A	(a)	2	56, 77	57/58
52726-S8	Screw-pan hd. cr. rec. -No. 8-15 x 1/2"	2	a	
30146-7 WEATHERSTRIP (QUARTER WINDOW) FRONT				
B5A 6030146-A	R.H. - rubber - cut to required length - @BN-6030146-A (a)	1	64, 76	56
B5A 6030147-A	L.H. - rubber - cut to required length - @BN-6030147-A (a)	1	64, 76	56
BAE 5630146-A	R.H. - rubber - 15-11/16" long	1	56	57/58
BAE 5630147-A	L.H. - rubber - 15-11/16" long	1	56	57/58
BAE 7630146-A	R.H. - rubber - 15-13/32" long	1	63, 65, 76	57/58
BAE 7630147-A	L.H. - rubber - 15-13/32" long	1	63, 65, 76	57/58
PB9M 5630146-A	R.H. - @I005404	1	56, 63, 76	59
PB9M 5630147-A	L.H. - @I005405	1	56, 63, 76	59
352627-S8	Screw-pan hd. -No. 8-32 x 3/8"	4	a	
30148 INSERT (QUARTER WINDOW WEATHERSTRIP) FRONT				
B5A 6030148-A	15" long - @BN-6030148-A	2	64, 76	56
30153 INSERT (QUARTER OUTSIDE MOULDING JOINT)				
PB9M 5630153-A	Rustless steel - @I013630	4	All	59
30257-9 WEATHERSTRIP (QUARTER WINDOW INNER) LOWER				
B9MB 6330257-A	R.H.	1	63	59
B9MB 6330259-A	L.H.	1	63	59
30276 COVER (QUARTER WINDOW WEATHERSTRIP RETAINER JOINT)				
B6A 6430276-A	Rustless steel - approx. length 1-3/8" - @BJ-6430276-A	2	64	56
B7A 6330276-A	Rustless steel - BAC-6330276-A	2	56, 63, 65	57/58
PB9M 6330276-A	@I002731	2	63	59
30298-9 GUIDE (QUARTER WINDOW REGULATOR EQUALIZER ARM)				
BAE 6530298-B	R.H. (a)	1	56, 65	57
BAE 6530299-B	L.H. (a)	1	56, 63, 65	58
		1	56, 65	57
354666-S2	Screw-hex. head-No. 12-24 x 3/8"	4	56, 63, 65	58
		4	a	

GROUP AND PART NUMBER	DESCRIPTION, SIZE, ETC.	NO. REQ'D	MODEL OR ENGINE CUBIC INCH DISPLACEMENT	YEAR 19__
30305 DRIVE (QUARTER WINDOW & REAR DOOR REGULATOR)				
B9SB 6330505-A	Quarter - "HUPP" design - type "A"	2	64	59
	Rear door	2	57,58,77	59
30306-7 REGULATOR (QUARTER WINDOW) MANUAL				
B5A 6430307-A	L.H. - manual control - ⊕BN-6430307-A (b)	1	64	56
B5A 7030306-A	R.H. - manual control - ⊕BN-7030306-A (b)	1	70	56
B5A 7030307-A	L.H. - manual control - ⊕BN-7030307-A (b)	1	70	56
B5A 7630306-D	R.H. - manual control - ⊕BN-7630306-E (b, c)	1	76	56
B5A 7630307-D	L.H. - manual control - ⊕BN-7630307-E (b, c)	1	76	56
BAE 6330306-E	R.H.	(a)	1 63	57
BAE 6330307-E	L.H.	(a)	1 63	57
BAF 6330306-A	R.H.	(a)	1 56, 63, 65	57/58
BAF 6330307-A	L.H.	(a)	1 56, 63, 65	57/58
BAE 6430306-C	R.H.	(a)	1 64	57/58
BAE 6430307-C	L.H.	(a)	1 64	57/58
BAE 7630306-A	R.H.	(a)	1 76	57/58
BAE 7630307-A	L.H.	(a)	1 76	57/58
PB9M 5630306-A	R.H. - ⊕1003090	1	56,63,76	59
COMB 6330307-B	L.H. - also use COMB-6423343-A handle assembly	1	56,63,76	59
PB9M 6430306-A	R.H. - ⊕1003086	1	64	59
PB9M 6430307-A	L.H. - ⊕1003087	1	64	59
351513-S8	Washer-flat-21/32" I.D. x 7/8" O.D.	2	c	
354666-S2	Screw & washer-No.12-24 x 3/8"	AR	a	
355819-S8	Screw & washer assy. -hex. hd. -No.12-24 x 7/16"	AR	b	
30344-5 PLATE (QUARTER WINDOW RETAINING)				
PB9M 5630344-A	R.H. - ⊕1010576	1	56,63	59
PB9M 5630345-A	L.H. - ⊕1010577	1	56,63	59
PB9M 7630344-A	R.H. - ⊕1004212	1	76	59
PB9M 7630345-A	L.H. - ⊕1004213	1	76	59
30348 SPRING (QUARTER WINDOW REGULATOR GUIDE ROLLER)				
BY 6030348-A		4	56,63,64,65	57/58
30351 SPRING (QUARTER WINDOW REGULATOR COUNTER BALANCE)				
BN 6430351-B	Use with electric regulator - "HUPP"	2	64	56
		AR	All	57
		AR	56,63,64A,65	58
B5A 7630351-A	Also used with electric regulator - ⊕BN-7630351-A	2	56,63,64,65,76	57
		2	56,63,65	58
		2	56,63,76	59
		2	64	59
B5A 7030351-A	Manual - ⊕BN-7030351-A	2	64	59
30370 RETAINER (QUARTER WINDOW GUIDE BUTTON)				
B5A 7630370-A	⊕BN-7630370-A (b)	2	76	56
		(a)	2 76	57/58
		2	56,63	59
20344-S8	Screw-hex. hd. -1/4"-20 x 3/4"	4	a	
34940-S7	Washer-lock-1/4"	4	a	
50656-S8	Screw & washer -1/4"-20 x 3/4"	4	b	
30380-1 REGULATOR (QUARTER WINDOW) ELECTRIC				
B6A 6430380-A	R.H. - electric control - less motor & drive assy. - ⊕BV-6430380-B (b)	1	64	56
B6A 6430381-A	L.H. - electric control - less motor & drive assy. - ⊕BV-6430381-B (b)	1	64	56
CONTINUED ON NEXT PAGE				

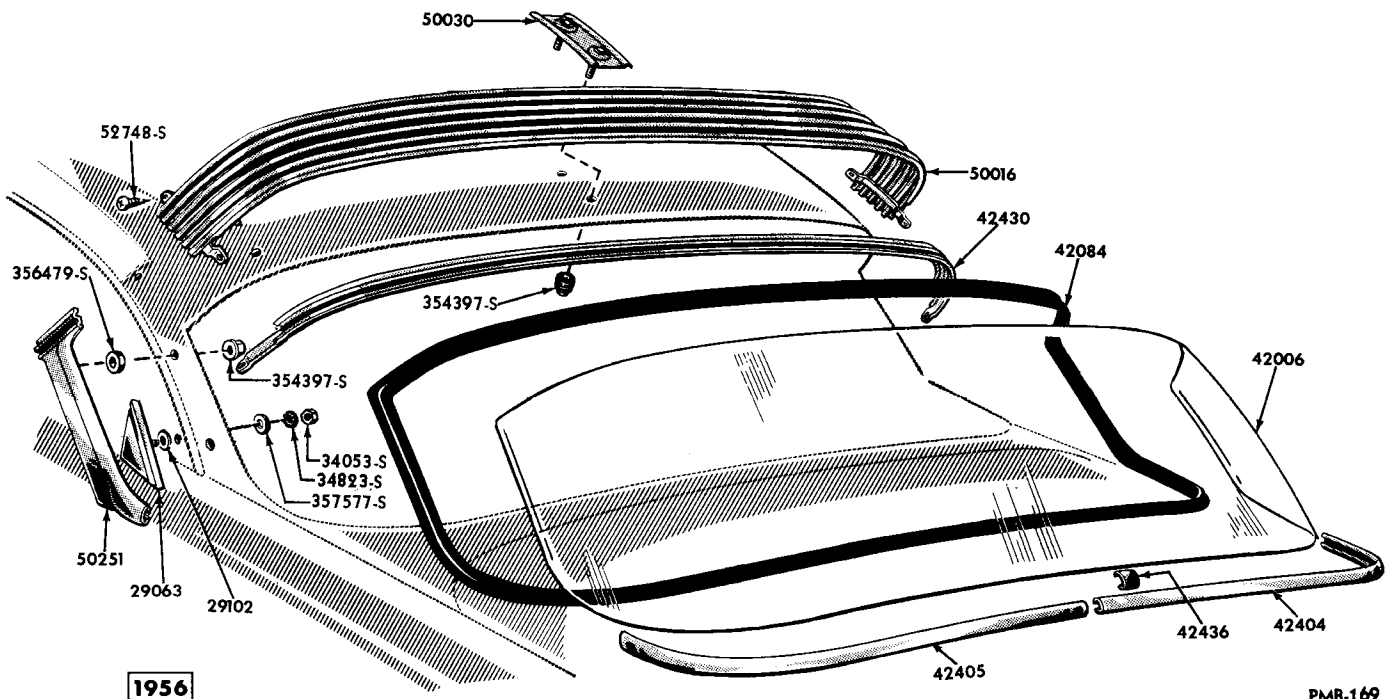
GROUP AND PART NUMBER	DESCRIPTION, SIZE, ETC.	NO. REQ'D	MODEL OR ENGINE CUBIC INCH DISPLACEMENT	YEAR 19__
30380-1 REGULATOR (QUARTER WINDOW) ELECTRIC (CONTINUED)				
B5A 7630380-C	R. H. - electric control - less motor & drive (b, c) assy. - @BN-7630380-C	1	76	56
B5A 7630381-C	L. H. - electric control - less motor & drive (b, c) assy. - @BN-7630381-C	1	76	56
BAE 6330380-A	R. H. - less motor & drive (a)	1	56, 63, 65	57
BAE 6330381-A	L. H. - less motor & drive (a)	1	63	57
BAF 6330380-B	R. H. - less motor & drive (a)	1	56, 63, 65	58
BAF 6330381-B	L. H. - less motor and drive (a)	1	56, 65	57
		(a)	56, 63, 65	58
BAE 7630380-A	R. H. - less motor & drive (a)	1	76	57/58
BAE 7630381-A	L. H. - less motor & drive (a)	1	76	57/58
PB9M 5630380-A	R. H. - less motor - @1006522	1	56, 63, 76	59
PB9M 5630381-A	L. H. - less motor - @1006523	1	56, 63, 76	59
PB9M 6430380-A	R. H. - less motor - @1009320 (d)	1	64	59
PB9M 6430381-A	L. H. - less motor - @1009321 (d)	1	64	59
351513-S8	Washer-flat-21/32" I.D. x 7/8" O.D.	2	c	
354666-S2	Screw & washer-No. 12-24 x 3/8"	AR	a	
355819-S8	Screw & washer assy. -hex. hd. -No. 12-24 x 7/16"	AR	b	
359219-S	Screw-5/16"-24 hex. washer hd.	2	d	
30406 PLATE (QUARTER WINDOW REAR GUIDE ADJUSTING SCREW)				
B5A 6430406-A	With (3)-1/4" holes - @BN-6430406-A (a)	2	64	56
33925-S8	Nut-hex-3/8"-24	2	a	
34942-S7	Lockwasher - 3/8"	2	a	
50930-S8	Screw & washer assy. -fill. hd. -No. 10-32 x 1/2"	3	a	
354273-S8	Screw-set-3/8"-24	2	a	
30410-1 ARM (QUARTER WINDOW) STABILIZER				
BAE 6330410-A	R. H.	1	63	57
BAE 6330411-C	L. H.	1	63	57
30416 EXTENSION (QUARTER WINDOW GUIDE BRACE)				
PB9M 7630416-A	@1002910	2	76	59
30417 EXTENSION (QUARTER WINDOW GUIDE BRACE)				
B7A 7630417-A	L. H. - @BAC-7630417-A (a)	1	76	57/58
20308-S8	Bolt-hex. hd. -1/4"-20 x 1/2"	4	a	
33795-S7	Nut-hex. -1/4"-20	4	a	
34940-S7	Lockwasher-external tooth-1/4"	4	a	
44719-S8	Washer-flat-1/4"	4	a	
30500 ARM (QUARTER WINDOW REGULATOR TENSION)				
PB7M 6330500-A	R. H.	1	63	57
30504-5 FRAME (QUARTER WINDOW)				
BAE 6430505-B	L. H.	1	64	57
BAE 6430504-C	R. H.	1	64	57/58
BAE 6430505-C	L. H.	1	64	58
PB9M 6430504-A	R. H. - @1005470	1	64	59
PB9M 6430505-A	L. H. - @1005471	1	64	59
30542 STUD (QUARTER WINDOW REGULATOR EQUALIZER ARM)				
BAE 6530542-A		2	56, 65	57
		2	56, 63, 65	58

GROUP AND PART NUMBER	DESCRIPTION, SIZE, ETC.	NO. REQ'D	MODEL OR ENGINE CUBIC INCH DISPLACEMENT	YEAR 19__
30546-7 STOP (QUARTER WINDOW FRONT GUIDE ROLLER)				
BAE 6530546-A	R. H.	1	56, 65	57
		1	56, 63, 65	58
BAE 6530547-A	L. H.	1	56, 65	57
		1	56, 63, 65	58
30556 PIN (QUARTER WINDOW FRAME HINGE)				
BAE 7630556-A	Steel - 1/2" O. D. x 7/8" long (a)	2	76	57/58
B2A 7630556-A	⊕BD-7630556-A	2	56, 63, 76	59
38173-S8	Screw-pan hd. -No. 10-32 x 3/16"	2	a	
30560 BRACKET (QUARTER WINDOW STOP MOUNTING)				
PB9M 6430560-A	⊕I009327	2	64	59
30560-1 CAM (QUARTER WINDOW REGULATOR TENSION ARM)				
PB7M 6330560-A	R. H.	1	63	57
PB7M 6330561-A	L. H.	1	63	57
30598 EXTENSION (QUARTER WINDOW REGULATOR PANEL TO QUARTER WINDOW GUIDE)				
PB9M 5630598-A	Includes cage nuts - ⊕I011398	2	56, 63	59
30702-3 RECEPTACLE (QUARTER ASH)				
BD 7630702-A	R. H. With cigar lighter With cigar lighter	1	64A, 76	56
		1	65	57
		1	63C, 76C	58
BV 7630702-A	L. H. Used on R. H. & L. H. sides Without cigar lighter	1	64A, 76	56
		2	64C, 64D	56
		AR	56, 63, 64, 65, 76	57/58
PB9M 6430702-A	R. H. - ⊕I005826	1	64	59
PB9M 6430703-A	L. H. - ⊕I005827	1	64	59
BD 7630702-A	R. H. - without cigar lighter	1	63C, 76C	59
BV 7630702-A	L. H. - without cigar lighter Without cigar lighter	1	63C, 76C	59
		2	56, 63A, B, 76A	59
30710 KNOB (QUARTER ASH RECEPTACLE)				
BD 7630710-A	Plastic	2	64, 76	56
		2	56, 63, 64, 65, 76	57/58
		2	56, 63, 76	59
30714-5 RETAINER (QUARTER ASH RECEPTACLE)				
BU 6430714-A	R. H. - chrome finish	1	64C, 64D	56
		1	56, 63, 64, 65, 76	57/58
		1	56, 63B, C, 64, 76A	59
BD 7630714-A	R. H. - chrome finish - use with cigar lighter	1	64A, 76	56
		1	65	57
		1	63C, 76C	59
BV 7630715-A	L. H. - chrome finish	1	64A, 76	56
		1	56, 63, 64, 65, 76	57/58
		1	56, 63, 76	59

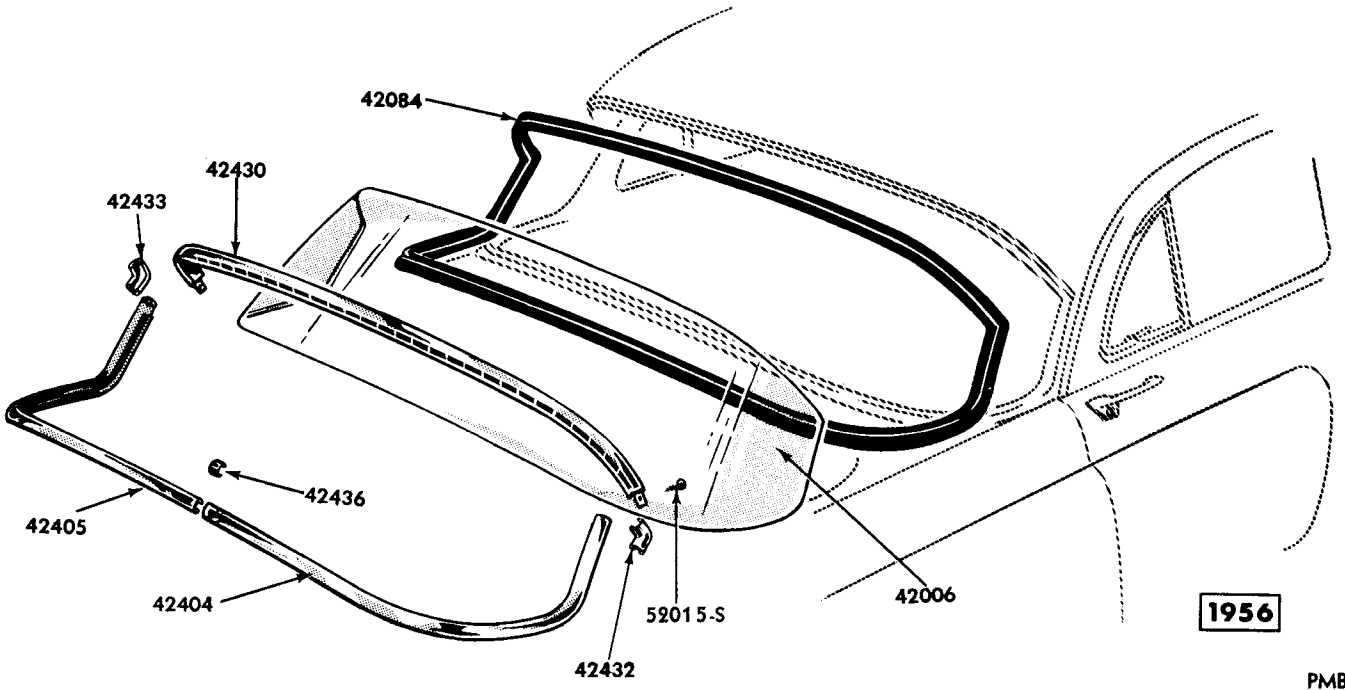
GROUP AND PART NUMBER	DESCRIPTION, SIZE, ETC.	NO. REQ'D	MODEL OR ENGINE CUBIC INCH DISPLACEMENT	YEAR 19__
31050 COVER (QUARTER TRIM PANEL JOINT)				
BAE 5631050-AP	In prime	2	56,77	57/58
PB9M 5631050-AP	In prime - Ⓢ1013734	2	56,77	59
31065 SHIELD (QUARTER TRIM WATER)				
B5A 6431065-B	L. H. - waterproof cardboard - ⓈBJ-6431065-A (a)	1	64	56
42133-S8	Screw-hex. hd. -No. 8-15 x 5/8"	6	a	
358168-S32	Clip-trim	2	a	
31127 ORNAMENT (QUARTER INSIDE UPPER)				
BU 5731127-A	L. H. - chrome finish (a)	1	57A	56
52352-S13	Screw-cr. rec. tap.-type A-No. 8-15 x 5/8"	2	a	
31140-1 MOULDING (QUARTER TRIM)				
BU 6431140-A	R. H. - chrome finish - 26-9/16" long	1	64A	56
BU 6431141-A	L. H. - chrome finish - 26-9/16" long	1	64A	56
BU 6431140-B	R. H. - chrome finish - 2-27/32" long	1	64C	56
BU 6431140-C	R. H. - chrome finish - 1-63/64" long	1	64D	56
BU 6431141-C	L. H. - chrome finish - 1-63/64" long	1	64D	56
BU 7031140-B	Chrome finish - 10-7/64" long	2	70B	56
BAF 7631140-A	R. H.	1	76C	58
BAF 7631141-A	L. H.	1	76C	58
PB9M 6331140-A	R. H. - 21-1/4" long - Ⓢ1012108	1	63C	59
PB9M 6331141-A	L. H. - 21-1/4" long - Ⓢ1012109	1	63C	59
PB9M 7631140-A	Rear - 25-3/4" long - Ⓢ1014610	2	76C	59
31150 MOULDING (QUARTER TRIM) LOWER REAR				
BU 7631150-A	Chrome finish - 12-3/4" long	2	76	56
31158-9 BRACKET (QUARTER TRIM) UPPER REAR TO ARM REST PANEL				
BAE 7631158-A	R. H.	1	76	57/58
BAE 7631159-A	L. H.	1	76	57/58
31172 RETAINER (QUARTER TRIM PANEL LOWER) REAR				
BAF 5631172-A	7-15/32" long x 5/8" wide	2	56,77	57/58
PB9M 5631172-A	7-15/32" long x 5/8" wide - Ⓢ1017604	2	56,77	59
31204-5 MOULDING (QUARTER TRIM) FRONT				
BAE 7631204-B	Rustless steel - 10-5/8" long - includes retainer	2	76B	57
		2	76A, B	58
BAF 6331204-B	R. H. - rustless steel - 4-1/2" long - includes retainer	1	63C	58
BAF 6331205-B	L. H. - rustless steel - 4-1/2" long - includes retainer	1	63C	58
BAF 7631204-A	Rustless steel - 10-5/8" long - includes retainer	2	76C	58
31214-5 MOULDING (QUARTER TRIM) LOWER FRONT				
BU 6431214-A	R. H. - chrome finish - 2-5/16" long	1	64A	56
BU 6431215-A	L. H. - chrome finish - 2-5/16" long	1	64A	56
BU 7631214-A	Chrome finish - 12-27/32" long	2	76	56

GROUP AND PART NUMBER	DESCRIPTION, SIZE, ETC.	NO. REQ'D	MODEL OR ENGINE CUBIC INCH DISPLACEMENT	YEAR 19__
31260-1 MOULDING (QUARTER TRIM UPPER REAR)				
BAF 6331260-B	R.H. - rustless steel - 21-5/8" long - includes retainer	1	63C	58
BAF 6331261-B	L.H. - rustless steel - 21-5/8" long - includes retainer	1	63C	58
31346-7 RETAINER (QUARTER PILLAR WINDLACE) LOWER				
BAE 5731346-A	R.H.	1	57,75,77	57/58
BAE 5731347-A	L.H.	1	57,75,77	57/58
BAE 5831346-A	R.H.	1	58	57/58
BAE 5831347-A	L.H.	1	58	57/58
PB9M 5731346-A	R.H. - @1004580	1	57,58	59
PB9M 5731347-A	L.H. - @1004581	1	57,58	59
PB9M 7731346-A	R.H. - @1014004	1	77	59
PB9M 7731347-A	L.H. - @1014005	1	77	59
31460-1 MOULDING (QUARTER WHEELHOUSE LOWER EXTENSION COVER) REAR				
PB9M 5631460-A	R.H. - 5-1/2" - in prime - @1016436	1	56,77	59
PB9M 5631461-A	L.H. - 5-1/2" - in prime - @1016437	1	56,77	59
31684 RETAINER (QUARTER ARM REST TO PILLAR)				
BAK 6831684-A		2	76	59
31796 MOULDING (QUARTER ARM REST)				
BAF 6331796-A	6-1/8" long	2	63C	58
BAF 7631796-A	10-3/16" long	2	76C	58
31797 MOULDING (QUARTER ARM REST) LOWER				
BU 7631797-C	L.H. (a)	1	76A	56
355003-S13	Screw-oval hd.cr.rec.-No.8-15 x 7/8"	2	a	
31800 BRACKET (QUARTER TRIM WATER SHIELD TO WHEELHOUSE SUPPORT)				
PB9M 5631800-A	@1015556	1	56,63,64	59

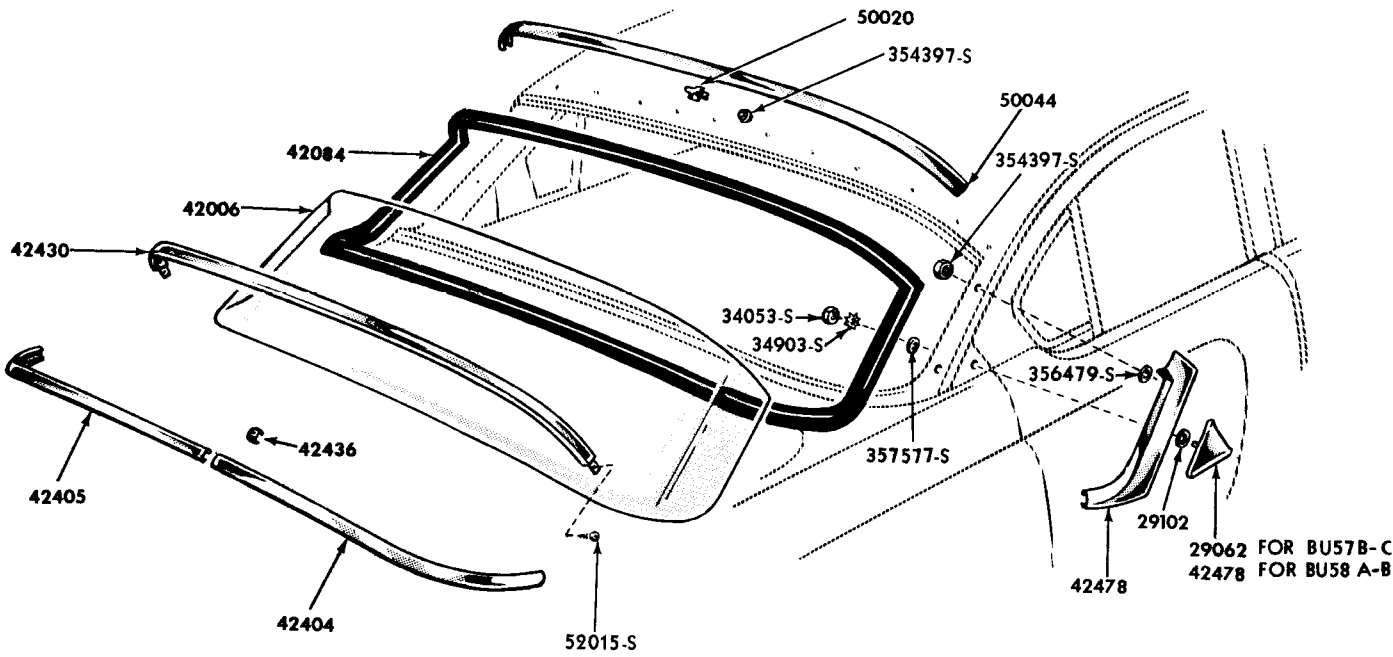
MEMO



BACK WINDOW MODEL 57A



BACK WINDOW MODEL 70C

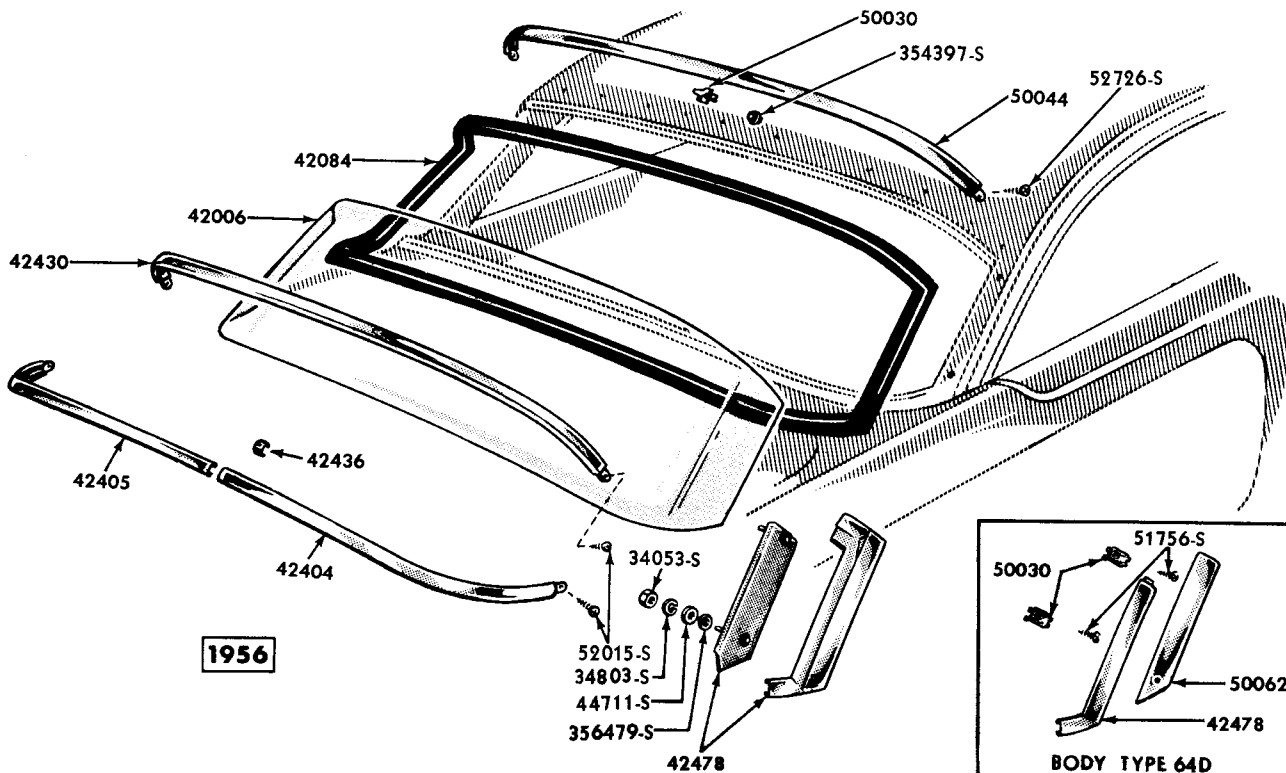


1956

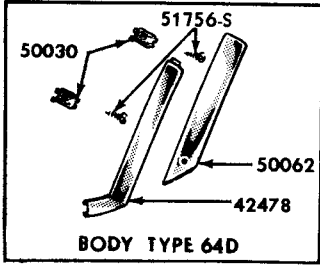
BODY TYPE 58
57 B-C TYPICAL

PMB-227

BACK WINDOW MODELS 57B & C, 58



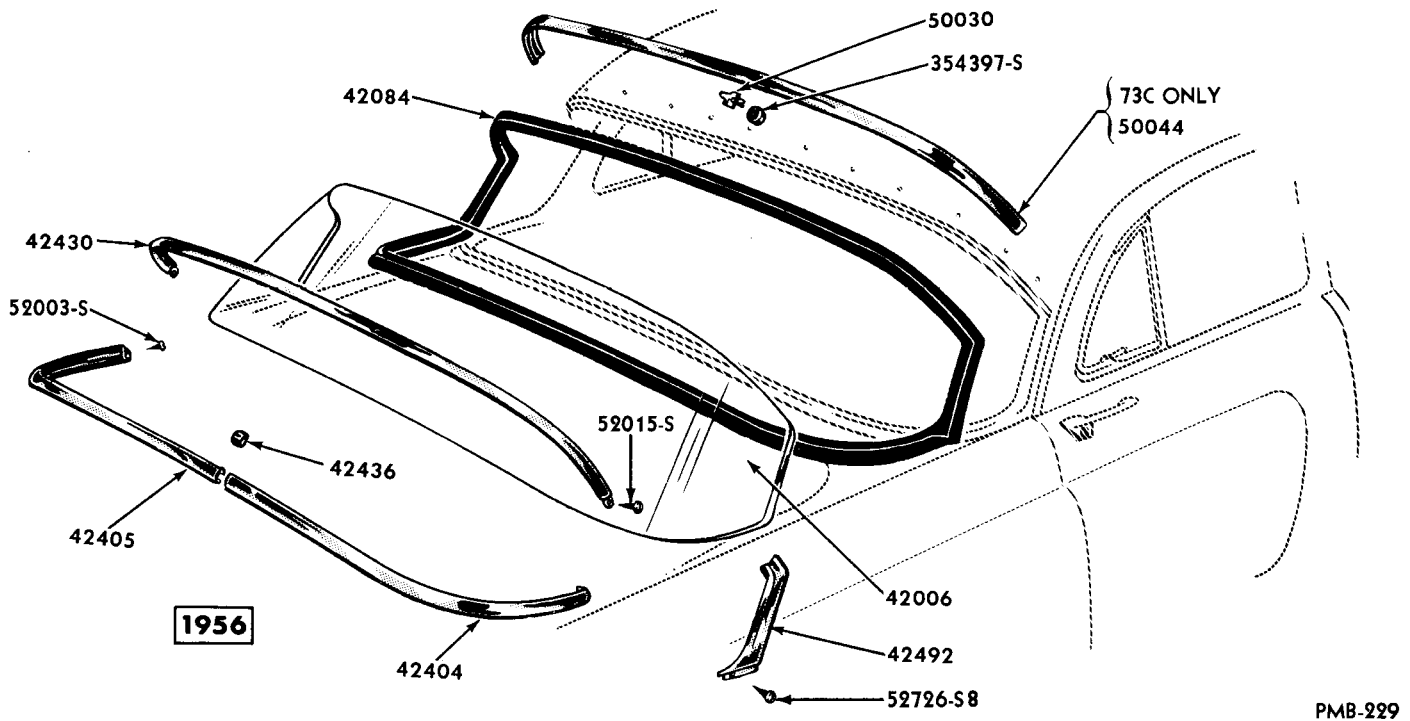
1956



BODY TYPE 64D

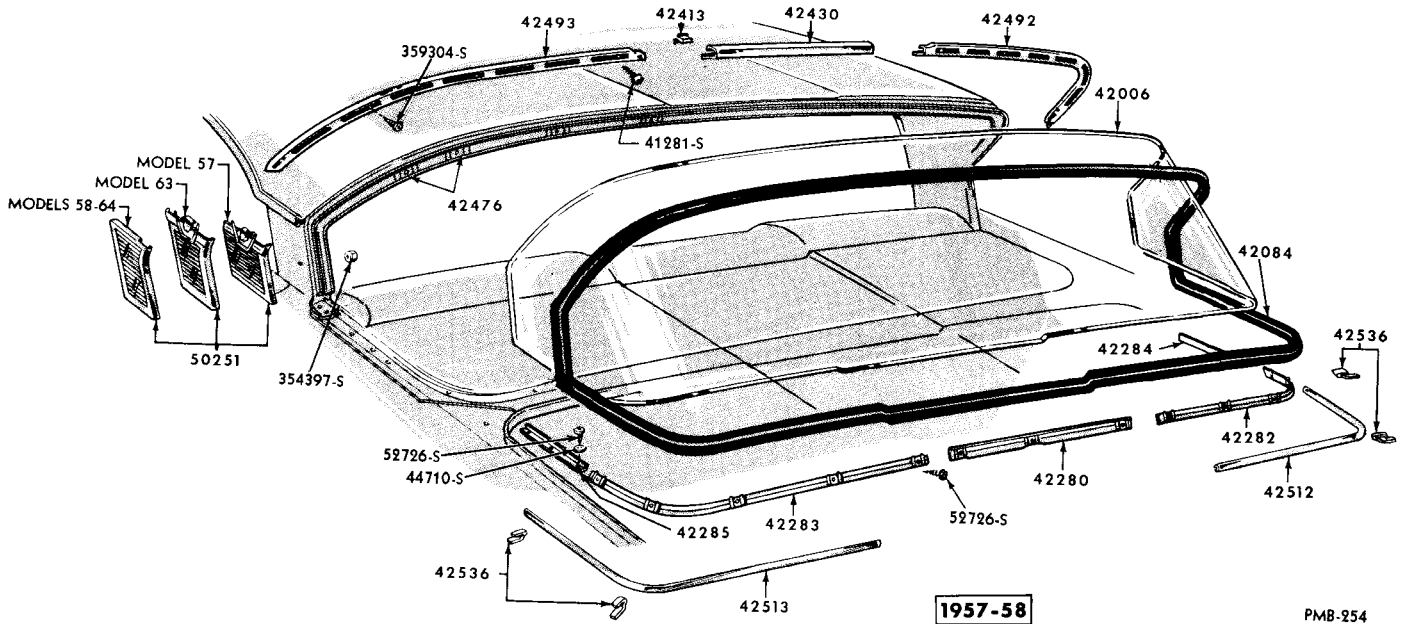
PMB-228

BACK WINDOW MODEL 64



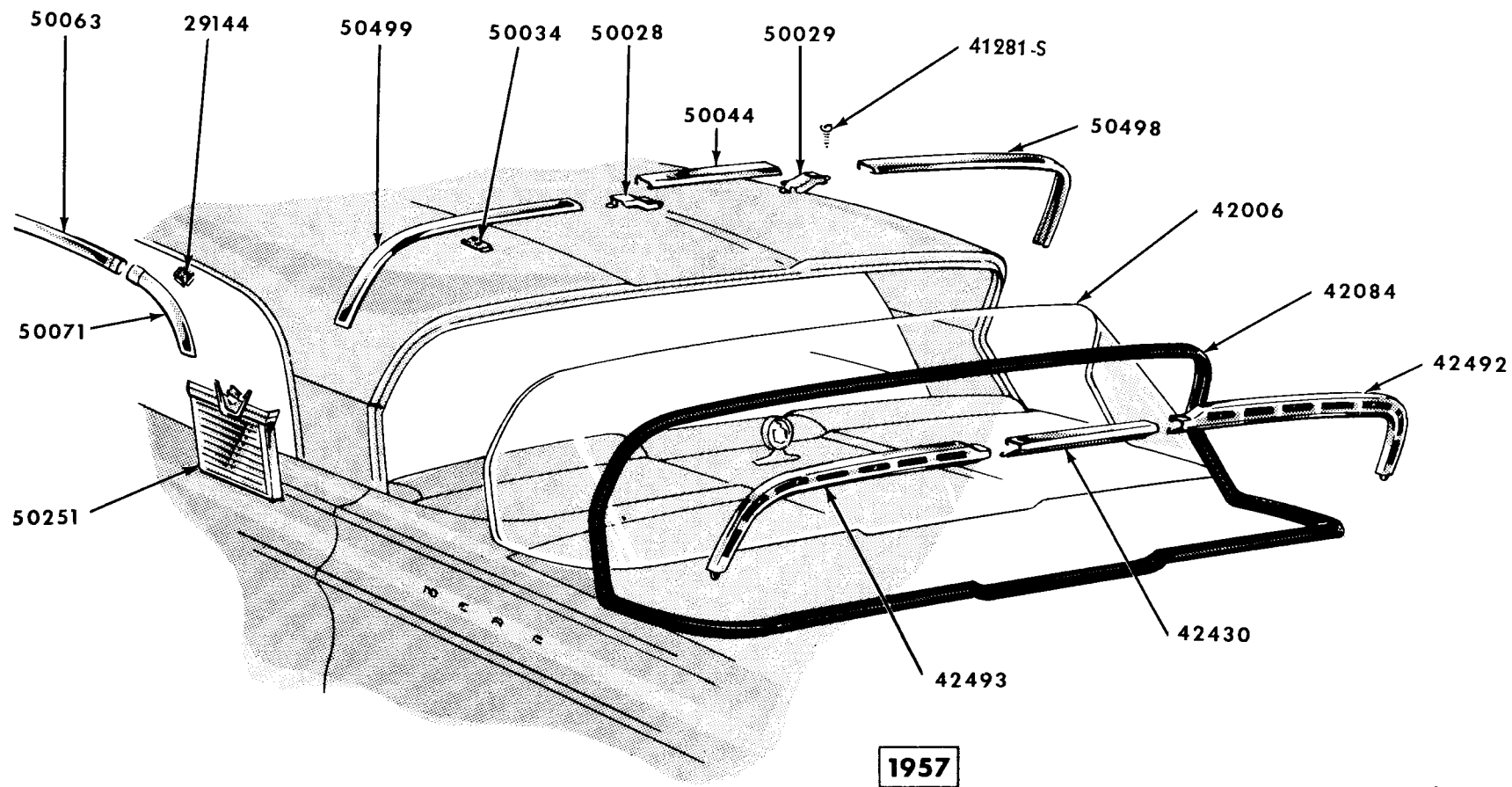
PMB-229

BACK WINDOW MODELS 70B, 73B & C

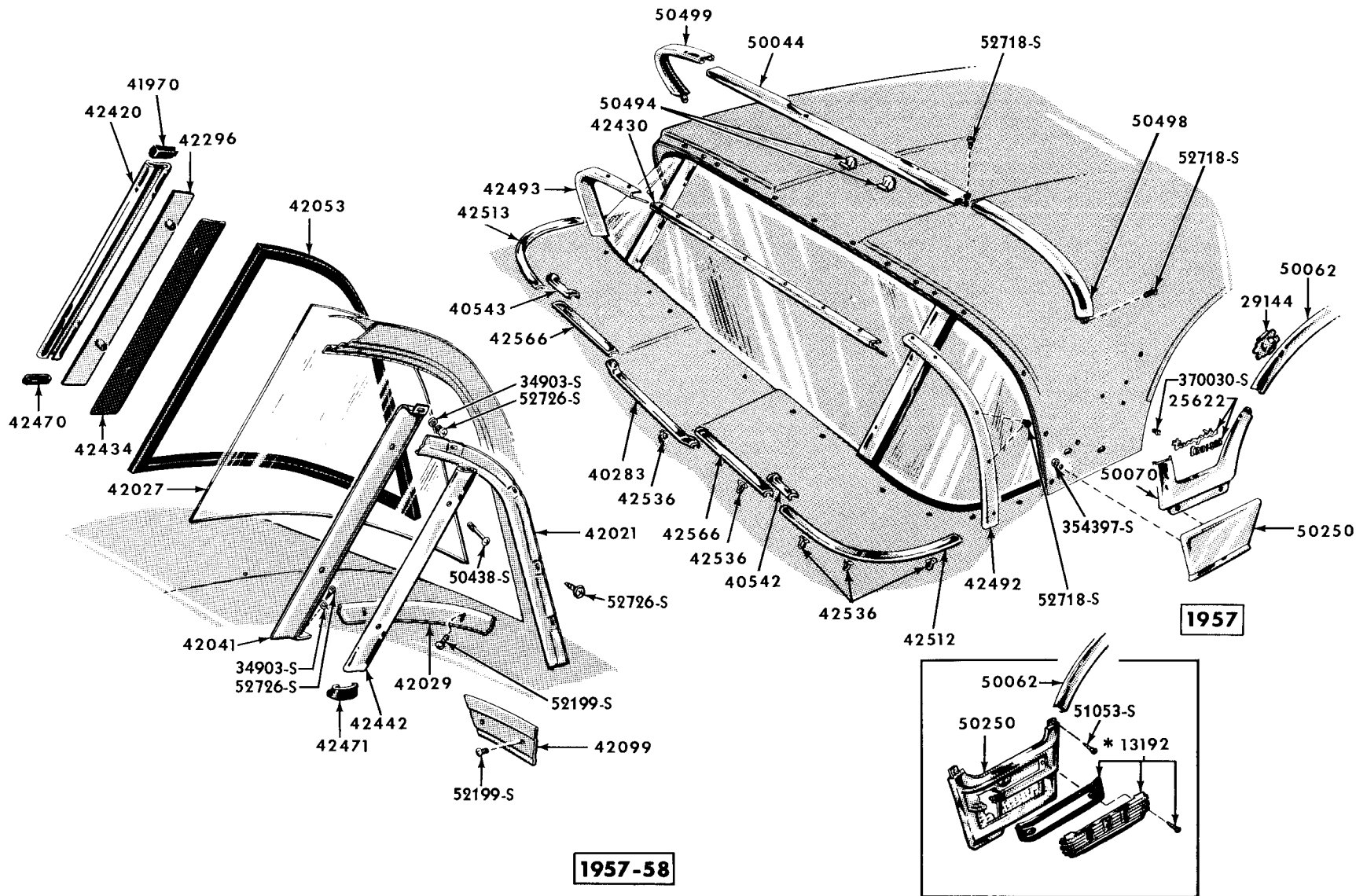


PMB-254

BACK WINDOW

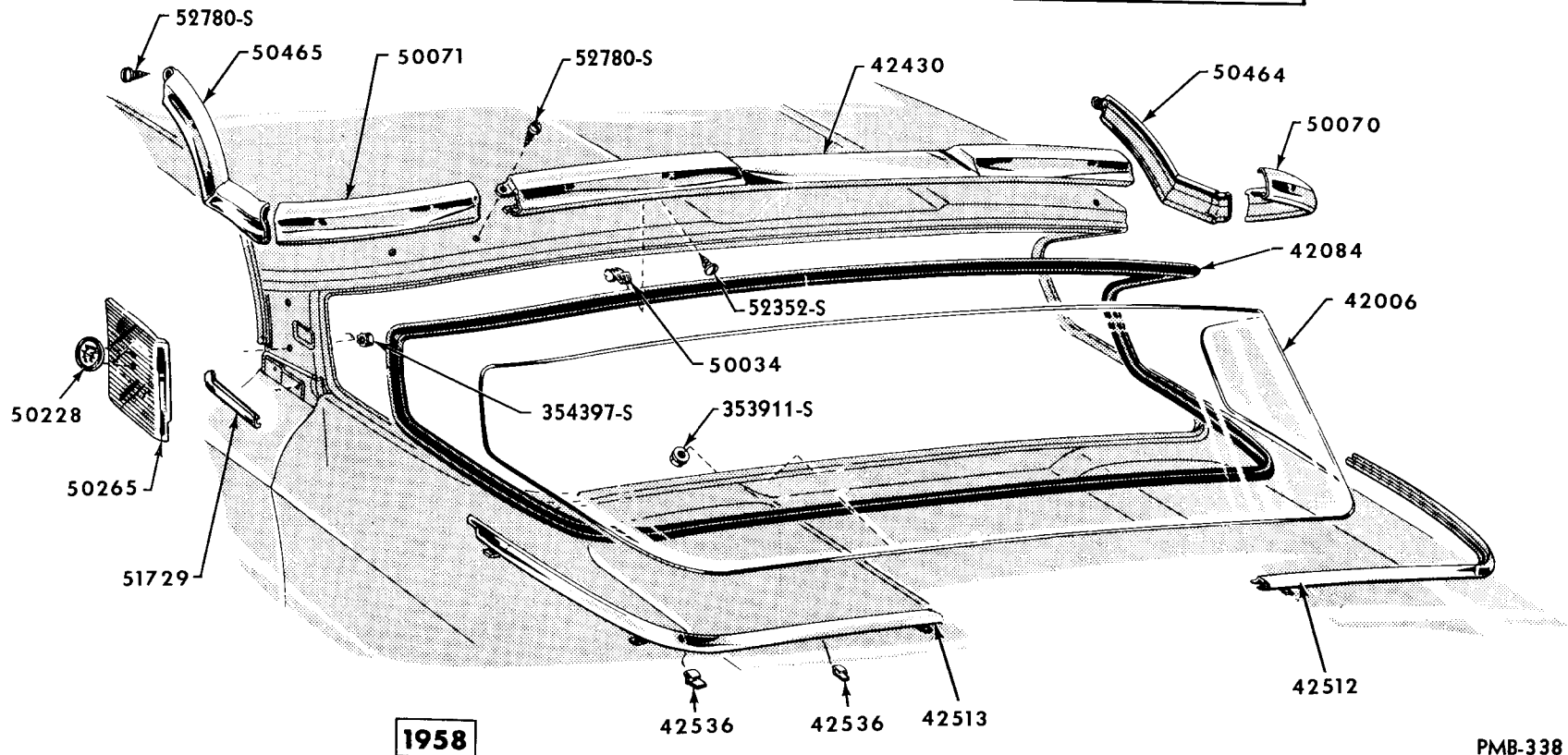
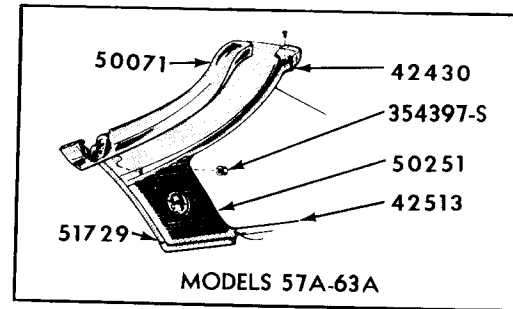
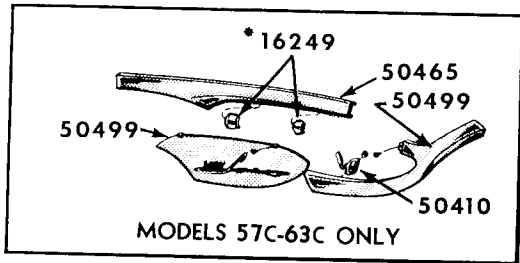


BACK WINDOW - MODEL 57B DEVIATION



* FOR ADDITIONAL INFORMATION REFER TO CHASSIS PARTS CATALOG

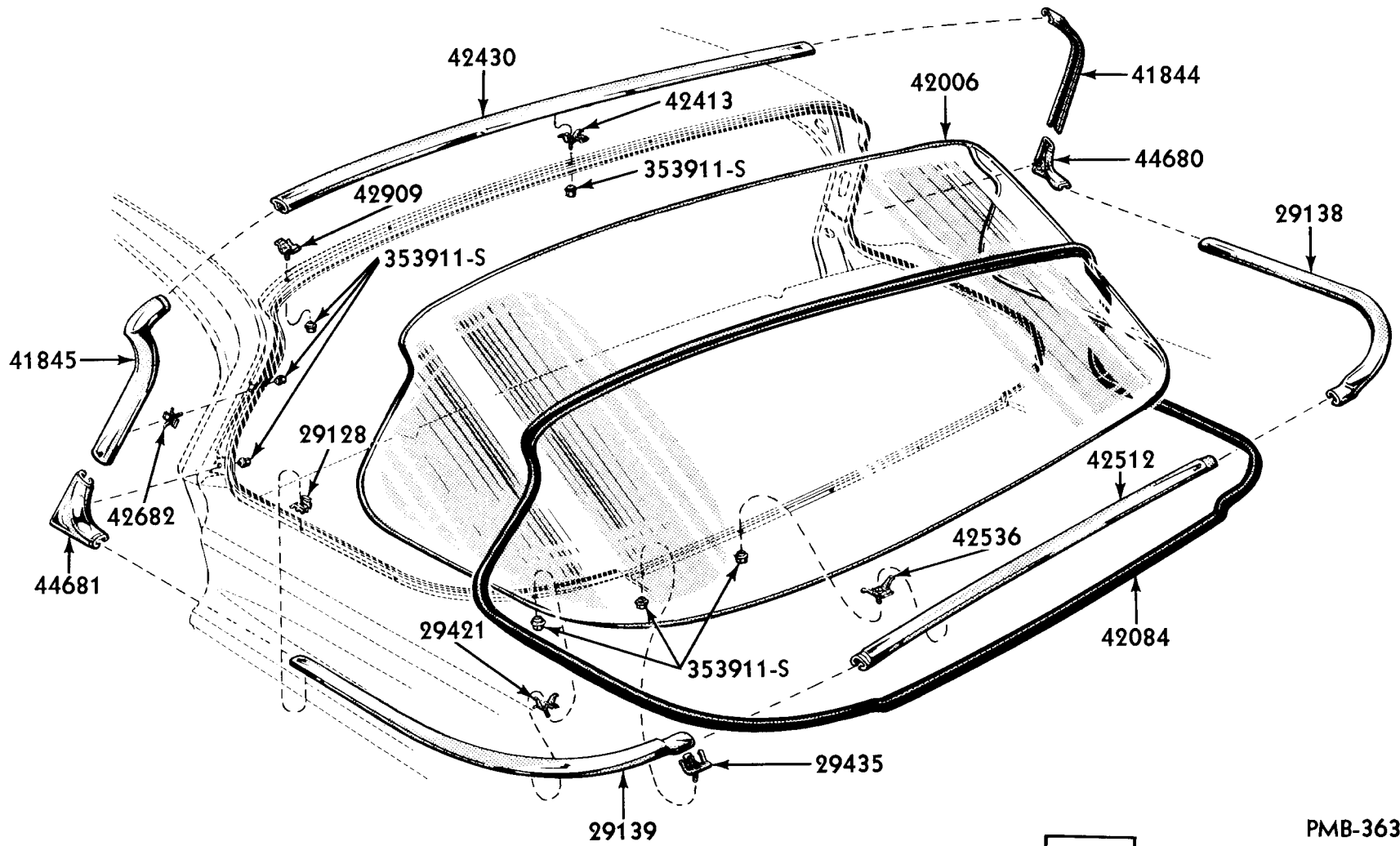
BACK WINDOW - SIDE - MODELS 65, 75



PMB-338

*FOR ADDITIONAL INFORMATION REFER TO CHASSIS PARTS CATALOG

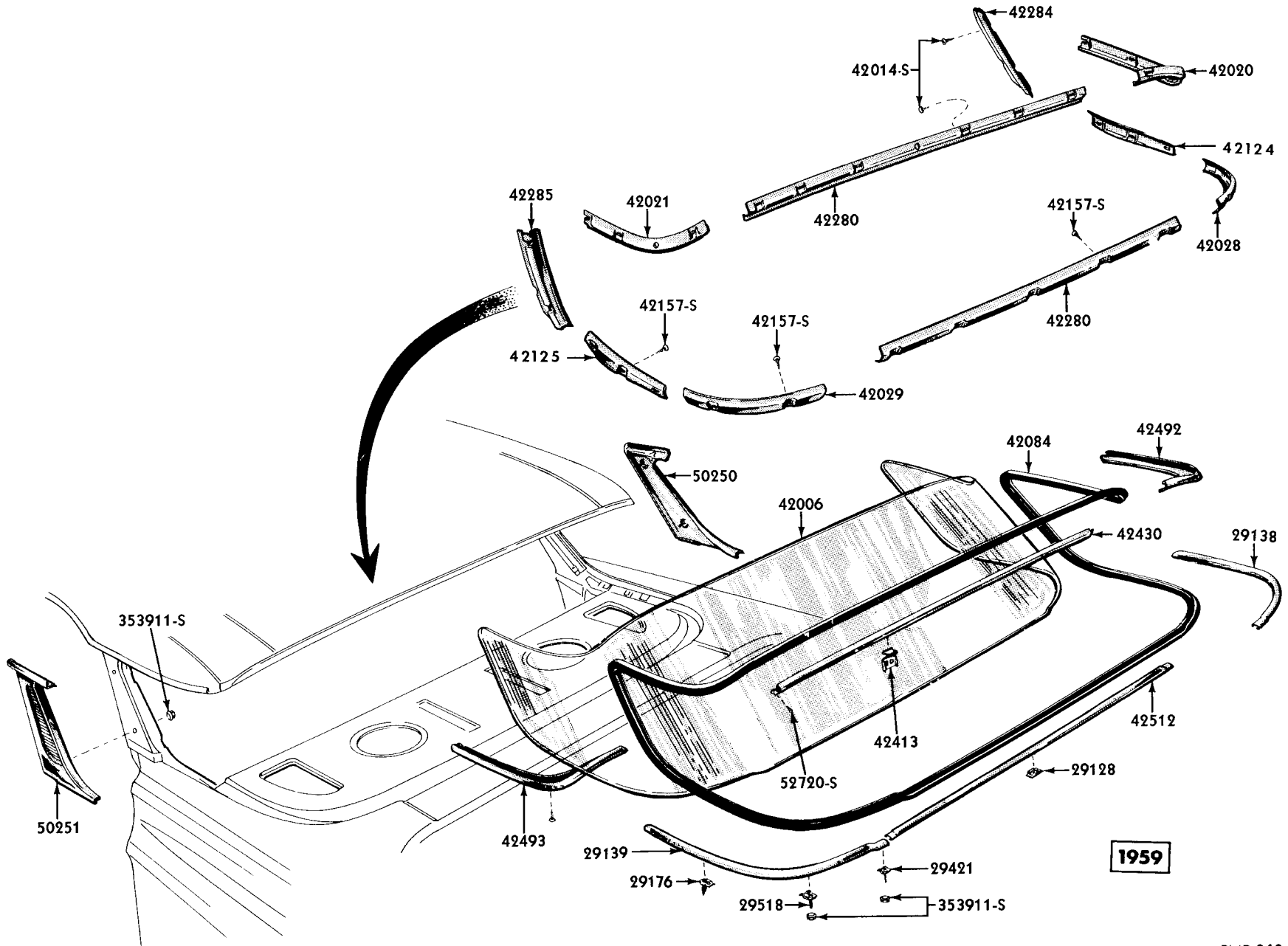
BACK WINDOW - MODELS 57, 63



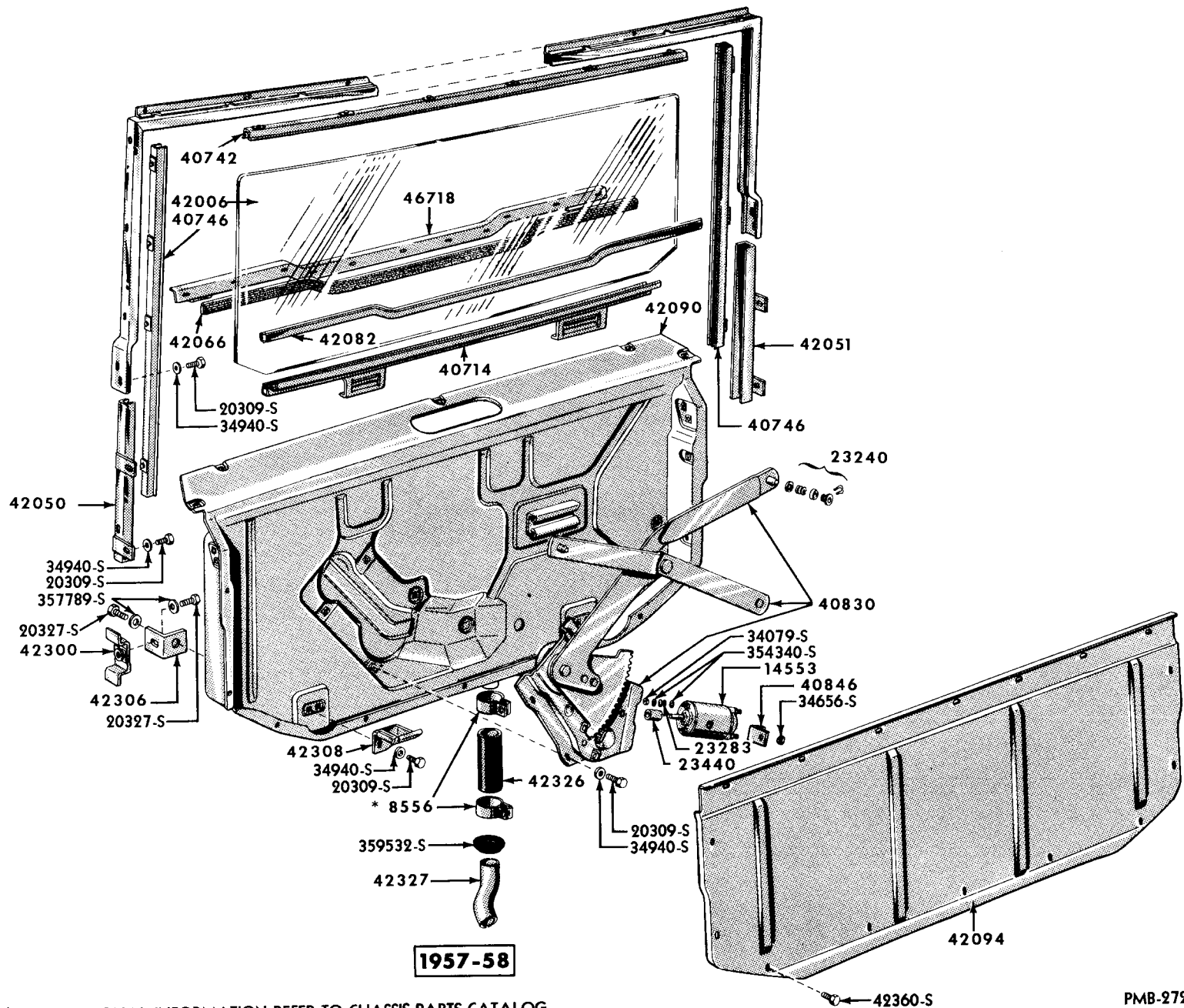
1959

PMB-363

BACK WINDOW - MODELS 57 & 63



BACK WINDOW - MODELS 58 & 64

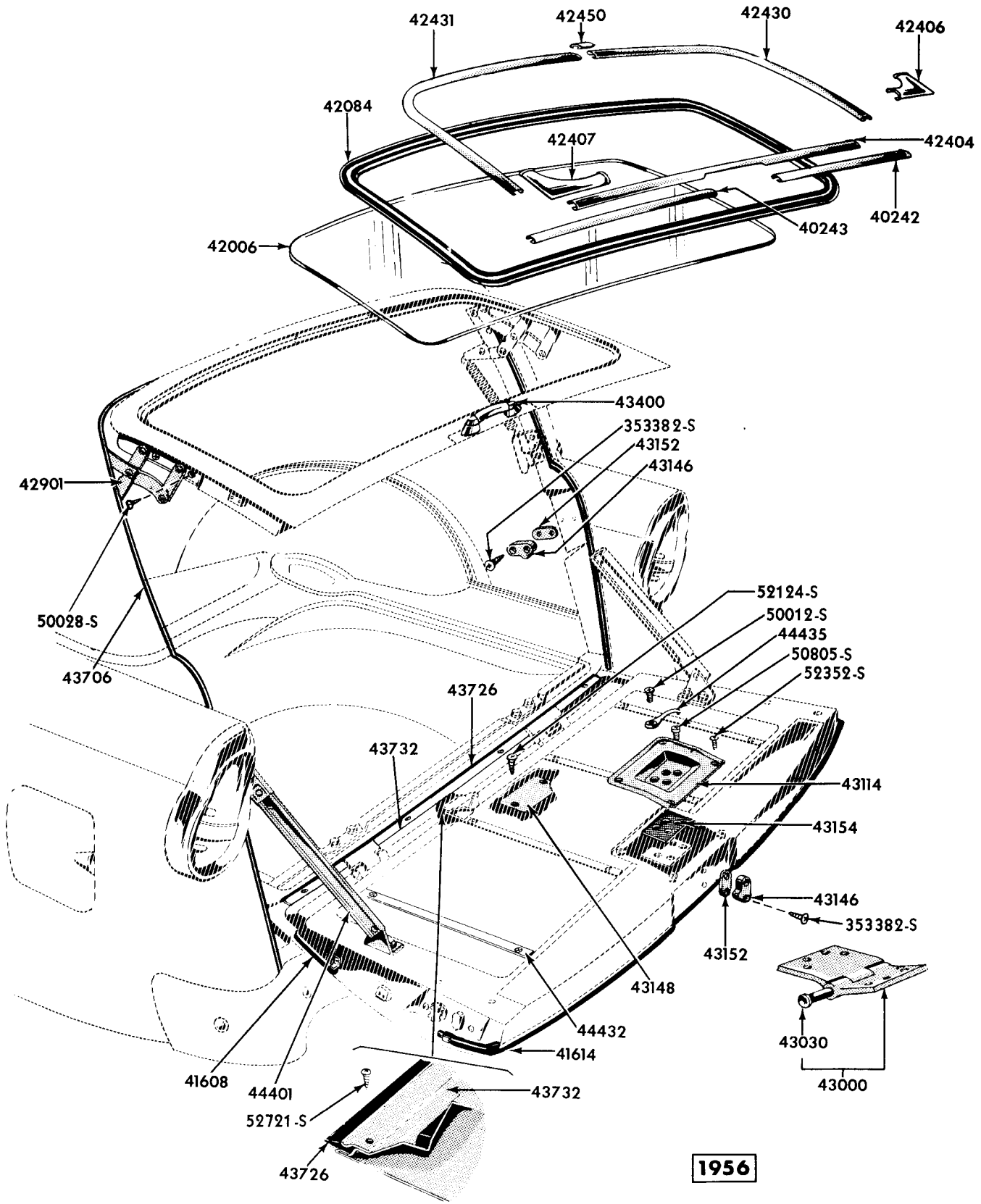


1957-58

*FOR ADDITIONAL INFORMATION REFER TO CHASSIS PARTS CATALOG.

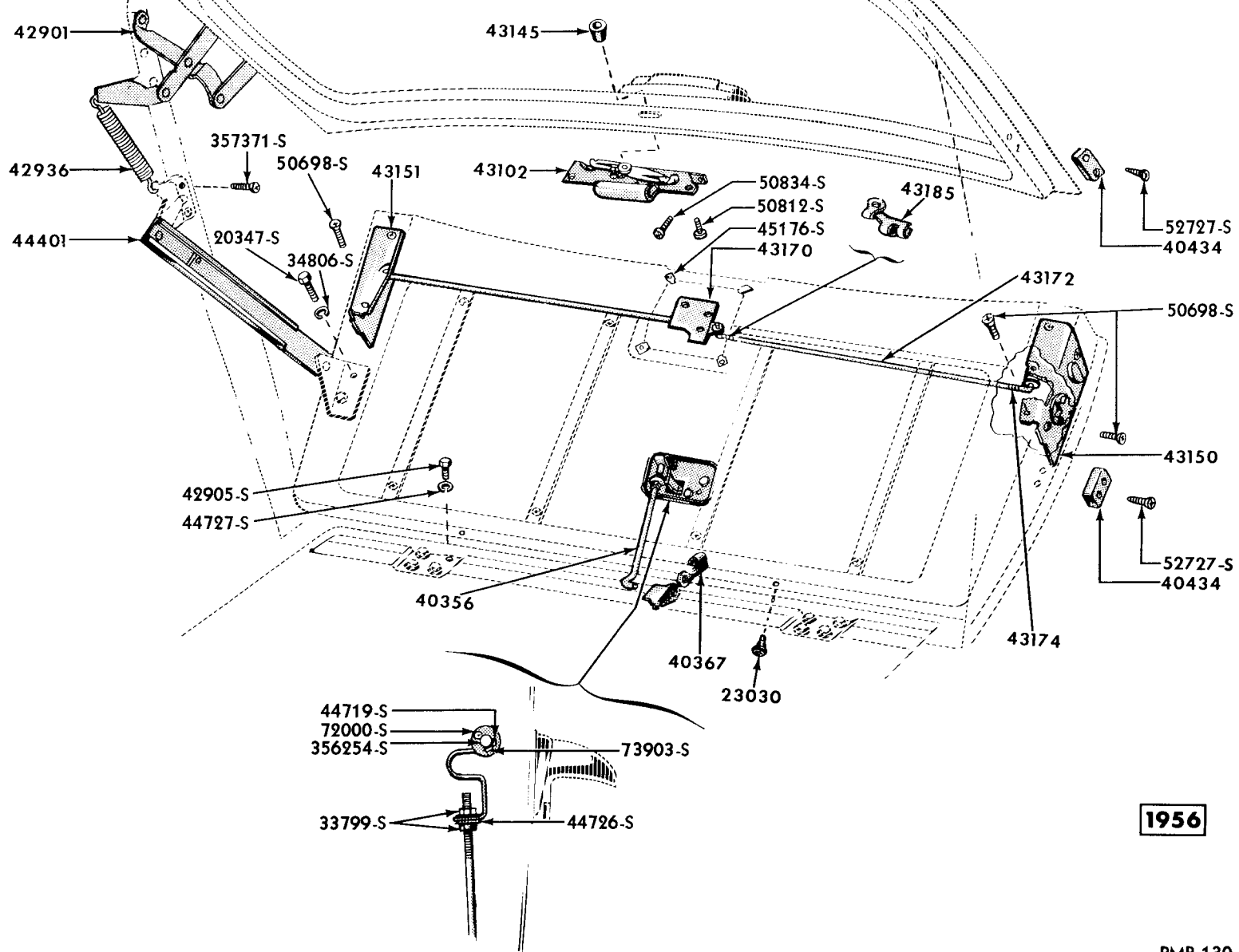
PMB-272

BACK WINDOW and REGULATOR - MODELS 65 , 75



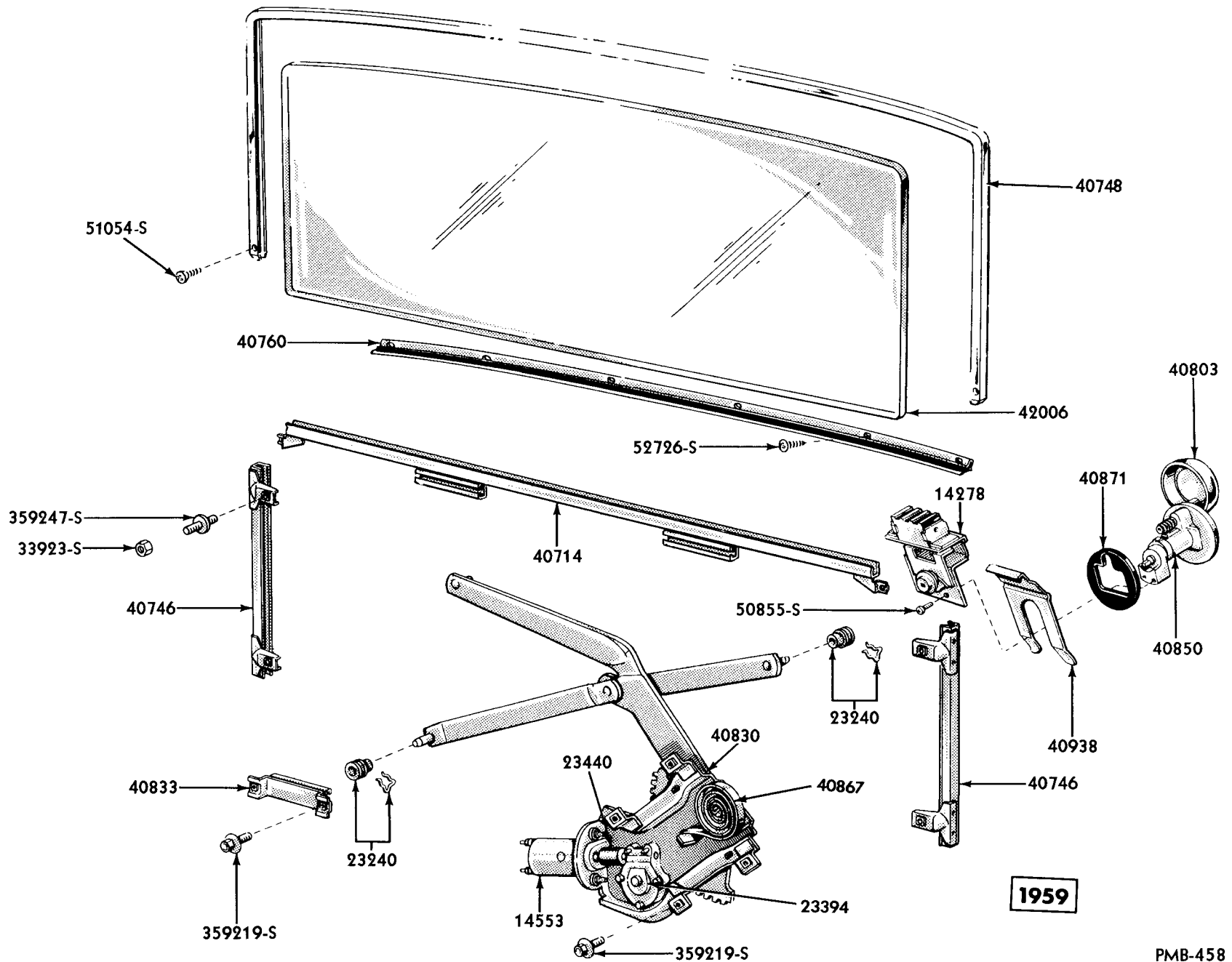
1956

TAIL GATE and LIFT GATE



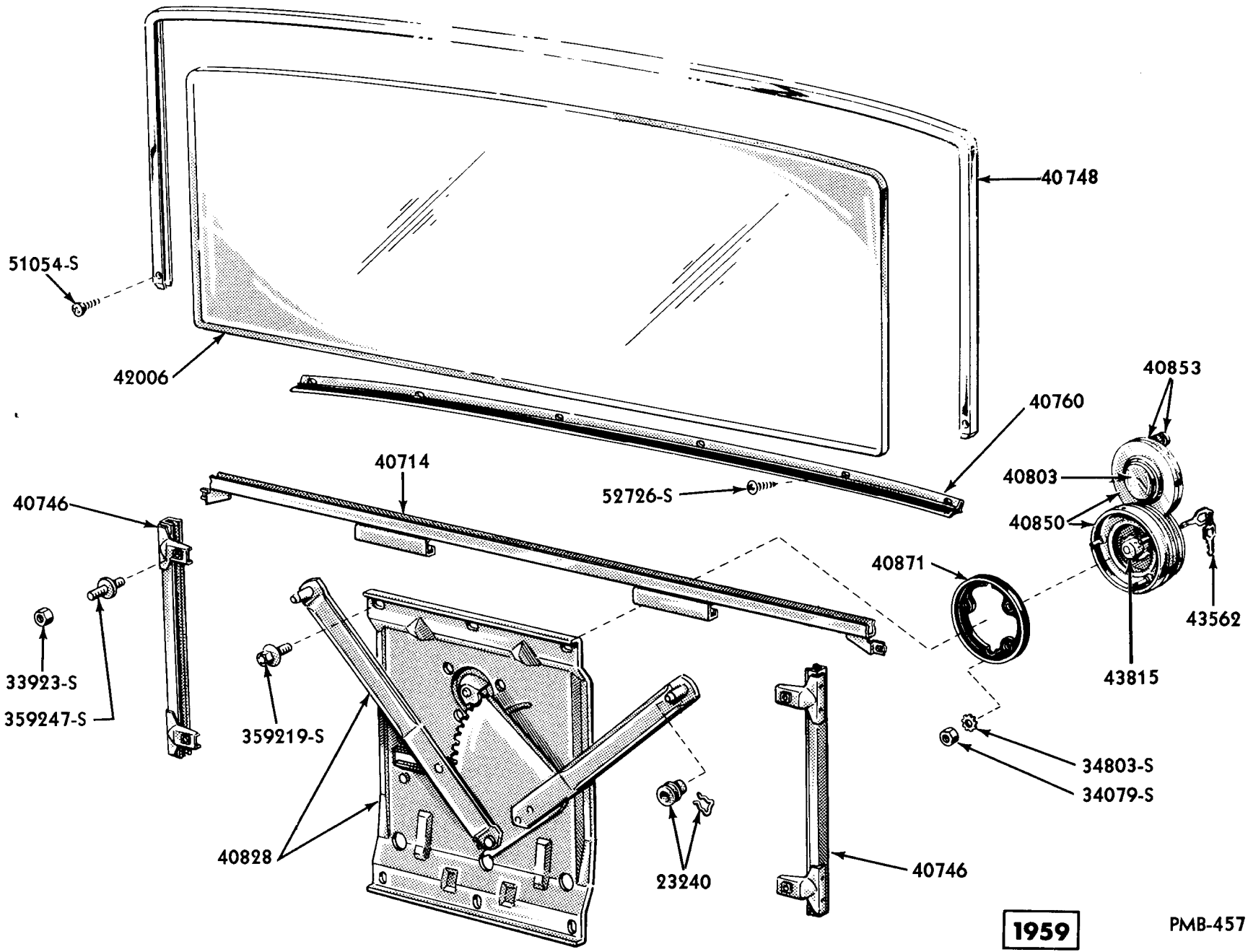
1956

TAIL GATE and LIFT GATE - INTERIOR



TAIL GATE WINDOW & REGULATOR - ELECTRICAL

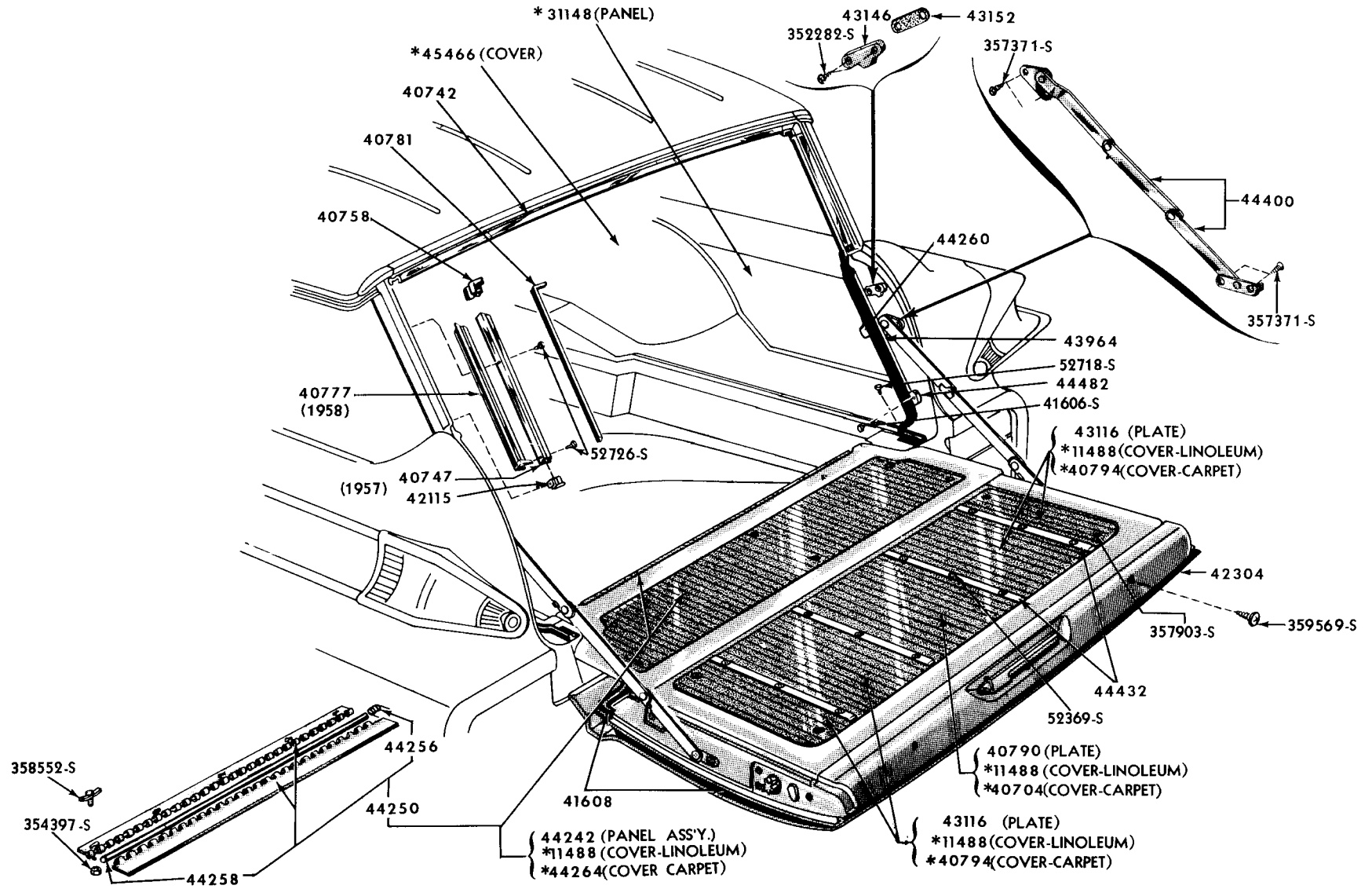
956



1959

PMB-457

TAIL GATE WINDOW & REGULATOR - MANUAL

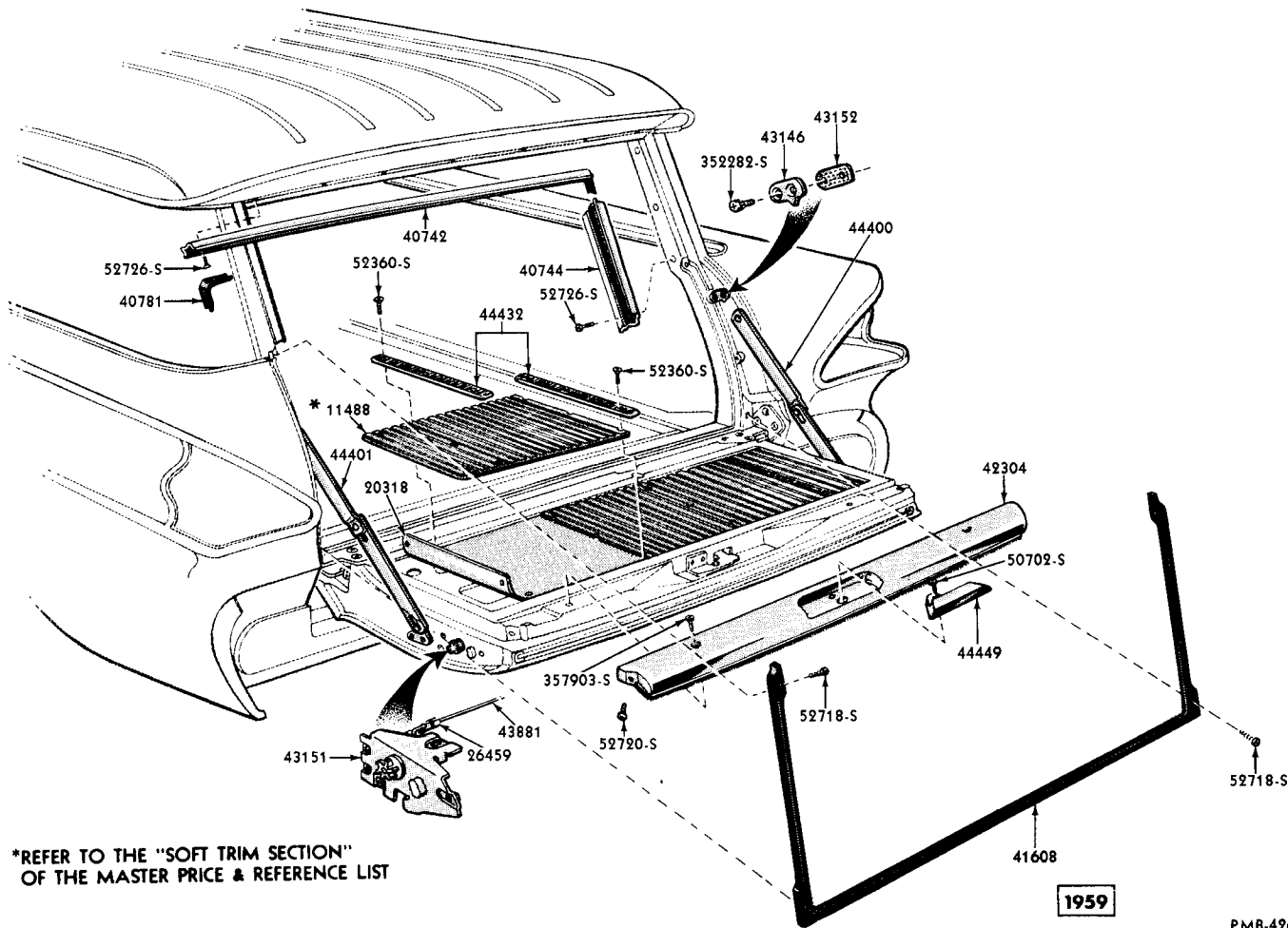


*REFER TO THE "SOFT TRIM SECTION"
OF THE MASTER PRICE & REFERENCE LIST

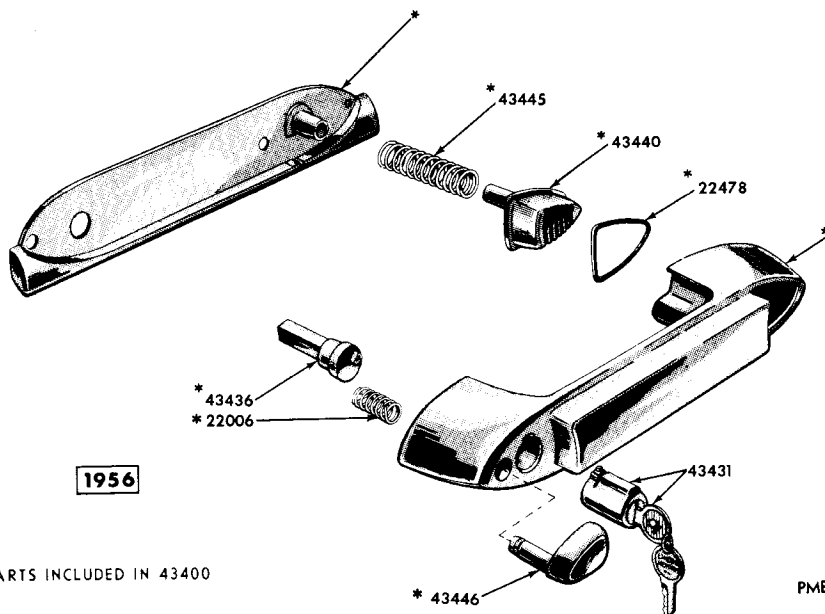
1957-58

PMB-329

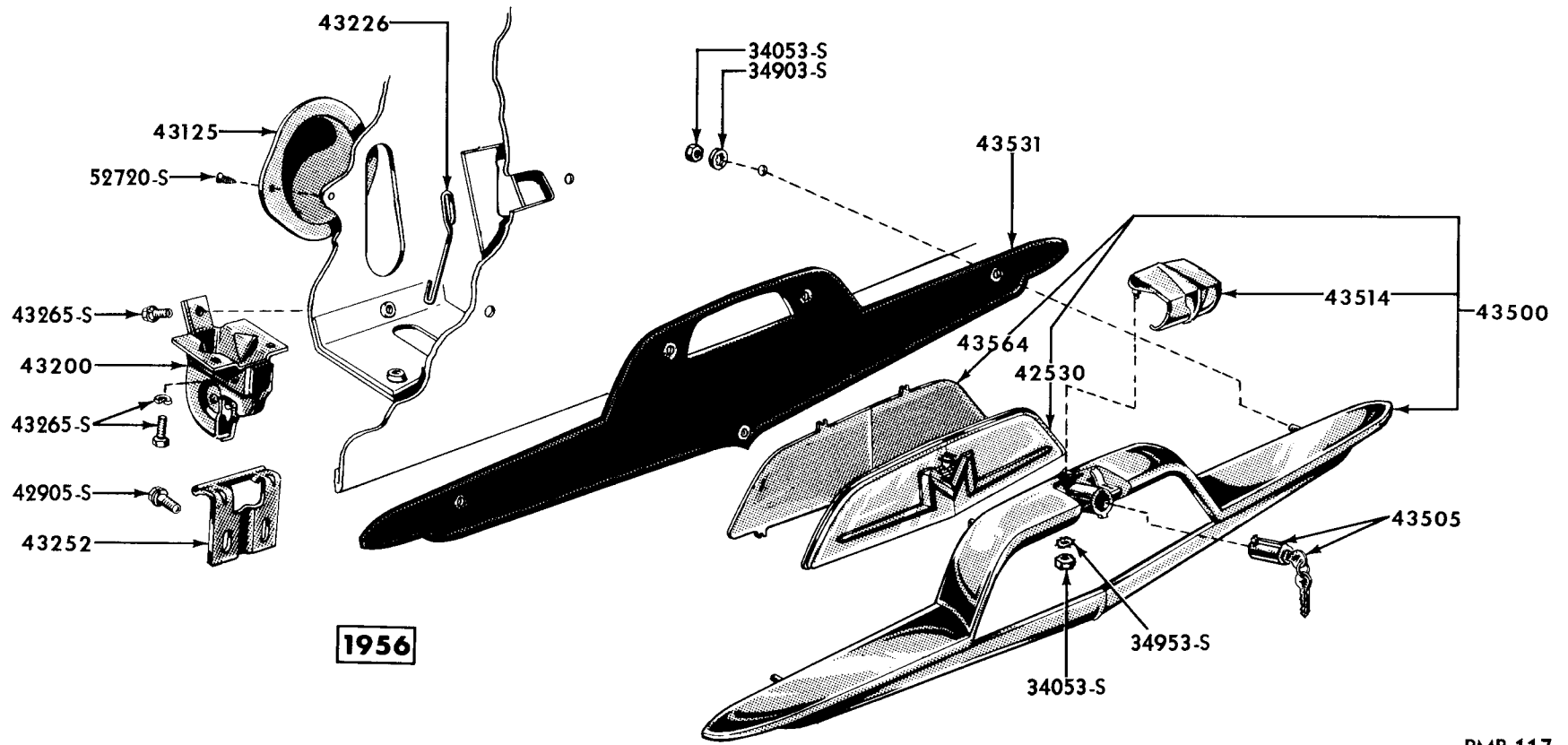
TAIL GATE ATTACHING PARTS, GLASS RUNS



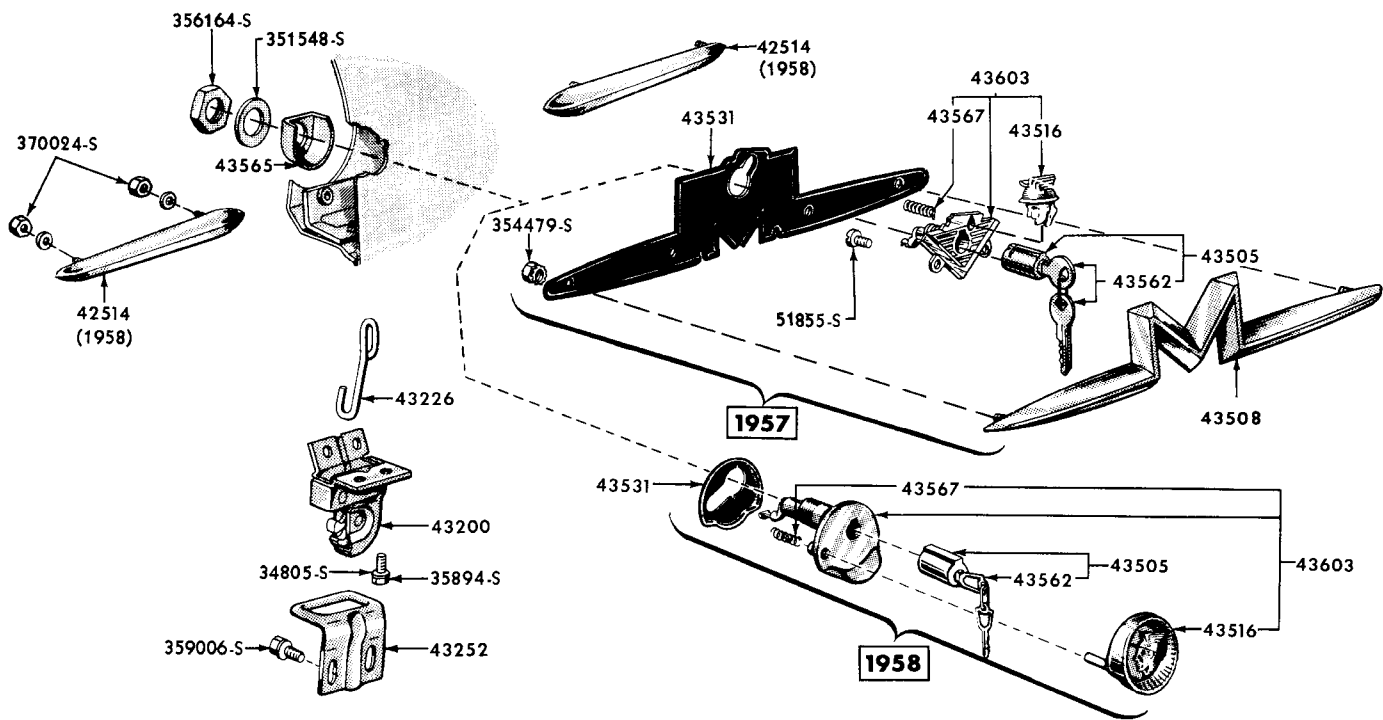
TAIL GATE ATTACHING PARTS, GLASS RUNS



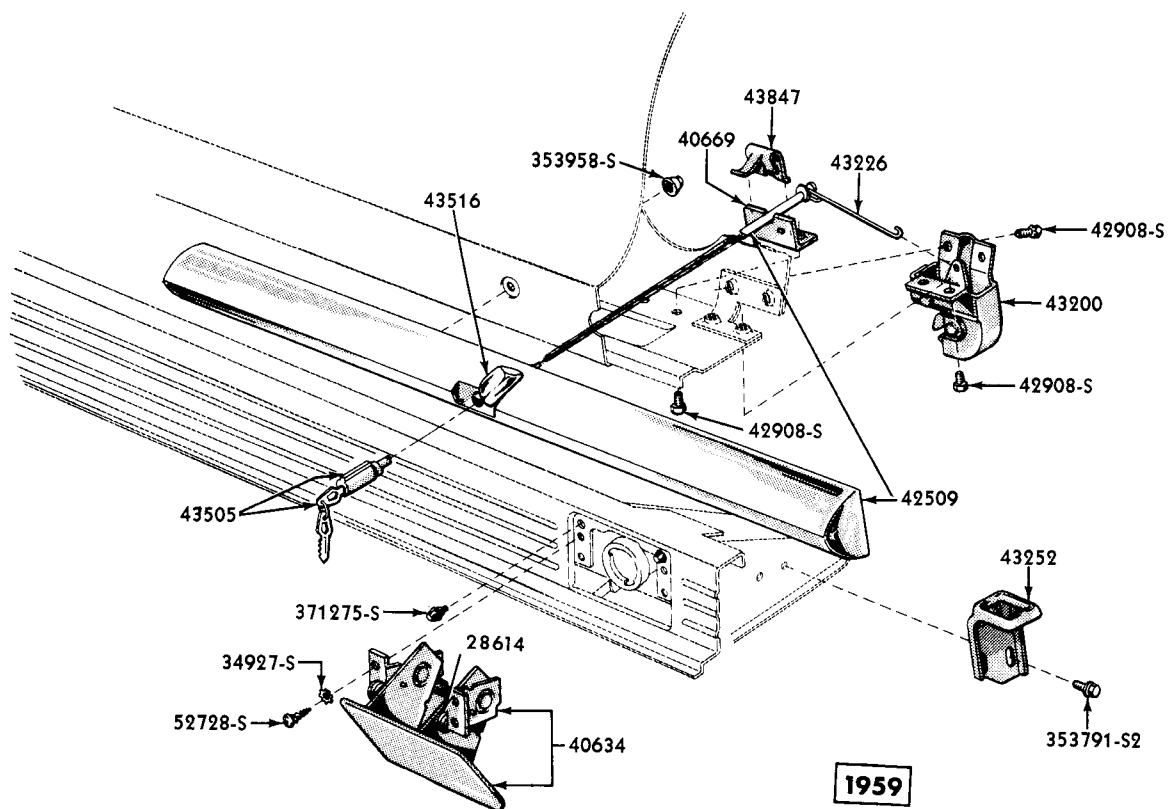
LIFT GATE HANDLE - MODEL 79



LUGGAGE COMPARTMENT DOOR HANDLE

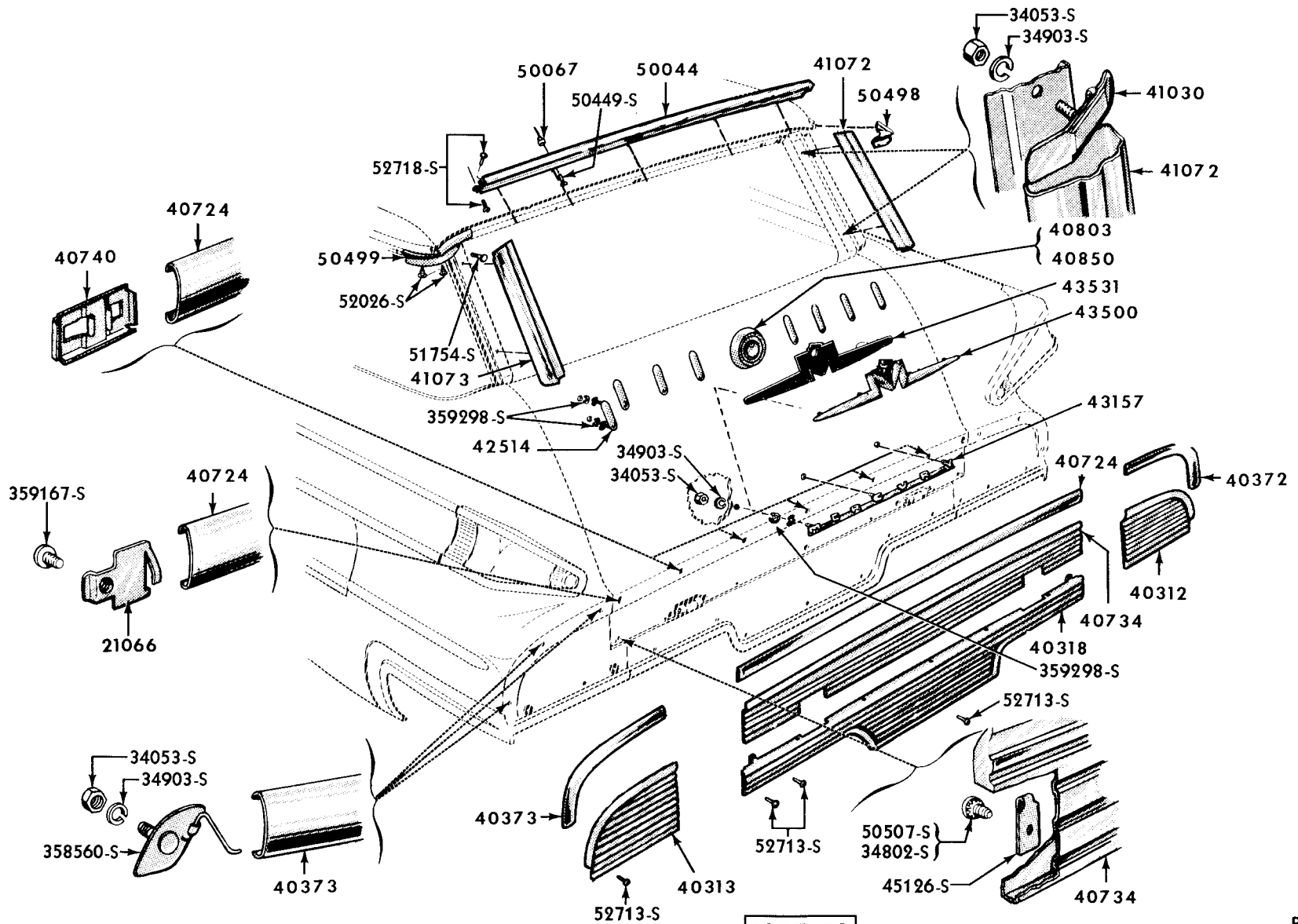


PMB-306



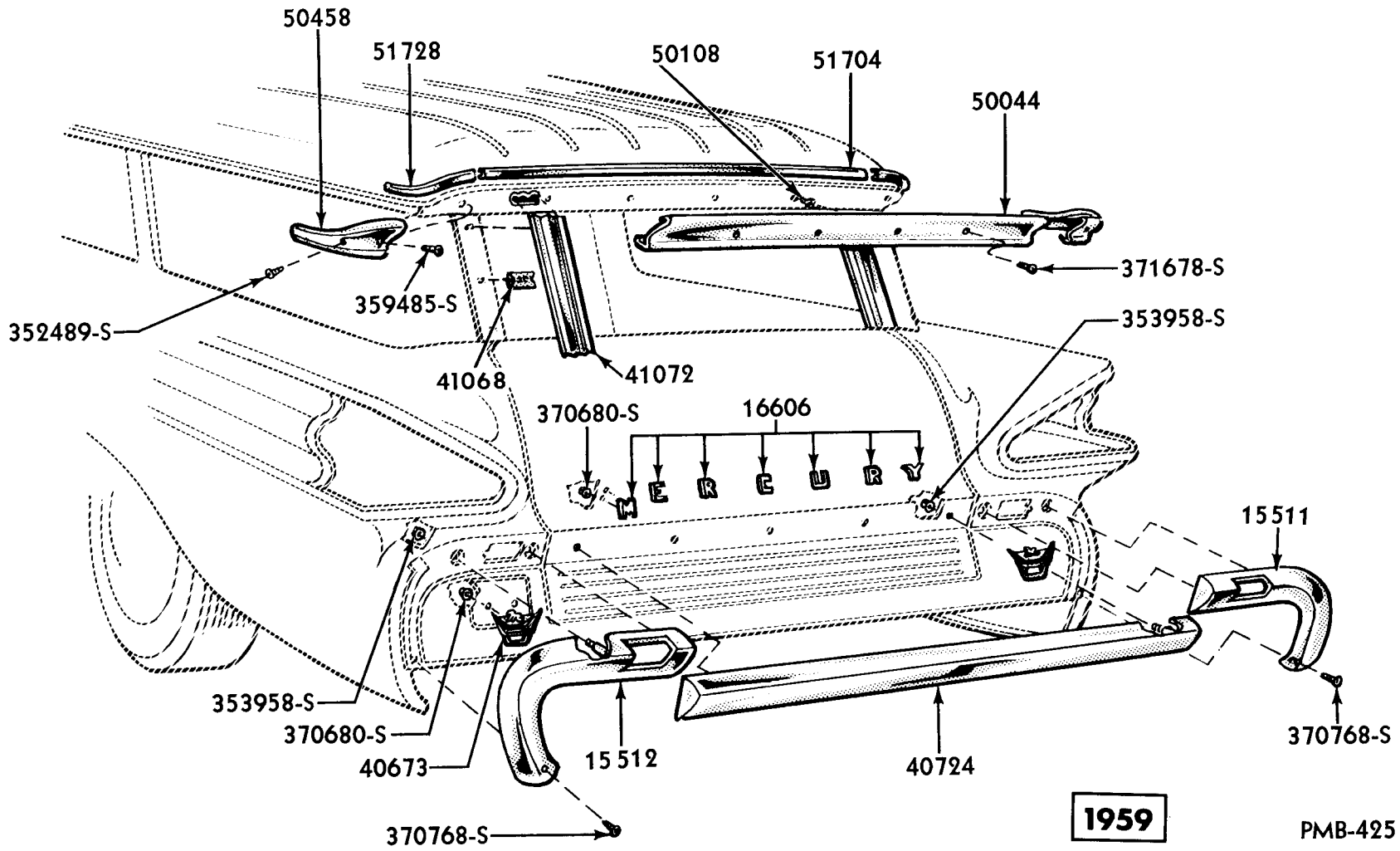
PMB-427

LUGGAGE COMPARTMENT DOOR HANDLE



1957-58

EXTERIOR VIEW - REAR - STATION WAGON



EXTERIOR VIEW, REAR STATION WAGON

GROUP AND PART NUMBER	DESCRIPTION, SIZE, ETC.	NO REQ'D	MODEL OR ENGINE CUBIC INCH DISPLACEMENT	YEAR 19__
40010 LIFT GATE (LESS PAINT & TRIM) REAR				
B6A 5940010-AP	Lift gate - in prime - @BJ-5940010-AP	1	79	56
40110 DOOR (LUGGAGE COMPARTMENT)				
BU 7040110-B	See Service Bulletin No. 24 dated 12/30/55	1	All except 79	56
BAF 6440110-A	Drill required holes for ornament on models 57B, 58B, 63B, 76B	1	57A, B, 58, 63A, B, 64, 65, 75A, 76A, B	57/58
		1	58C, 64C	58
BAF 5740110-E	With ornamentation holes	1	57C, 63C, 76C	58
PB9M 5740110-A	With holes - @1001113	1	57A, B, 58, 63A, B, 64, 76A	59
PB9M 6340110-A	With holes - @1001178	1	57C, 63C, 76C	59
40228-9 MOULDING (BACK BELT) SIDE				
BAE 7640228-A	R. H. - rustless steel (a)	1	76	57/58
BAE 7640229-A	L. H. - rustless steel (a)	1	76	57/58
PB9M 7640228-A	R. H. - rustless steel - 39-3/4" long - @1006472	1	76	59
PB9M 7640229-A	L. H. - rustless steel - 39-3/4" long - @1006473	1	76	59
M 5397-B	Black mastic sealer - bulk	AR	a	
354917-S8	Nut-No. 8-32	18	a	
359278-S100	Stud fastener-No. 8-32	6	a	
40238-9 MOULDING (BACK BELT)				
BV 7640238-B	R. H. - rustless steel	1	76B	56
BV 7640239-B	L. H. - rustless steel	1	76B	56
B6A 7640238-A	R. H. - @BJ-7640238-A	1	76A	56
B6A 7640239-A	L. H. - @BJ-7640239-A	1	76A	56
40240 COVER (BACK BELT MOULDING JOINT)				
B5A 7640240-A	Rustless steel - approx. 1" x 1-13/64" - @BN-7640240-A	1	76B	56
40242 MOULDING (BACK BELT)				
BAE 7640242-A	Chrome finish - 1-1/16" x 23-1/2" (a)	1	76	57/58
PB9M 7640242-A	41-7/8" long - rustless steel - @1006471	1	76	59
M 5397-B	Black mastic sealer - bulk	AR	a	
354917-S8	Nut-No. 8-32	6	a	
359278-S100	Stud fastener-No. 8-32	6	a	
40242-3 MOULDING (LIFT GATE OUTSIDE BELT)				
B5A 5940242-A	R. H. - rustless steel - approx. 51/64" x 21-37/64" - @BN-5940242-A (a)	1	79	56
B5A 5940243-A	L. H. - rustless steel - approx. 51/64" x 21-37/64" - @BN-5940243-A (a)	1	79	56
34053-S8	Nut-cold punched-No. 10-24	2	a	
34903-S8	Washer-internal tooth lock-No. 10	2	a	
358560-S100	Clip assy.	2	a	
40250 RETAINER (LIFT GATE OUTSIDE BELT MOULDING)				
B5A 5940250-A	@BN-5940250-A	6	79	56
40283 MOULDING (UPPER BACK PANEL CENTER)				
BAE 6540283-B		1	65, 75	57/58
40302 REINFORCEMENT (LOWER BACK PANEL TO REAR FLOOR)				
BAE 6440302-B		1	All except 56, 77	58

GROUP AND PART NUMBER	DESCRIPTION, SIZE, ETC.	NO. REQ'D	MODEL OR ENGINE CUBIC INCH DISPLACEMENT	YEAR 19__
40310 PANEL (UPPER BACK)				
BV 5840310-A		1	57, 58	56
BV 6440310-A		1	64	56
BAE 6540310-C	Side - drill (10) 1/4" dia. holes for models with reveal mouldings (a)	1	65, 75	57/58
BAE 7640310-A	Side (a)	1	76	57/58
PB9M 5740310-A	With holes - \varnothing 1010086	1	57, 63	59
PB9M 5740310-B	Less holes - \varnothing 1003722	1	57, 58, 63, 64	59
PB9M 5840310-A	\varnothing 1003300	1	58, 64	59
PB9M 7640310-A	\varnothing 1002491	1	76	59
359160-S2	Used to attach package tray panel to upper panel	3	a	
40312-3 ORNAMENT (LOWER BACK PANEL) SIDE				
BAE 5640312-A	R. H.	1	56, 77	57/58
BAE 5640313-A	L. H.	1	56, 77	57/58
40314-5 PANEL (UPPER BACK) SIDE				
BAE 6440314-A	R. H. (a)	1	57, 58, 63, 64	57
		1	58, 64	58
BAE 6440315-A	L. H. (a)	1	57, 58, 63, 64	57
		1	58, 64	58
BAF 5740314-A	R. H. (a)	1	57, 63	58
BAF 5740315-A	L. H. (a)	1	57, 63	58
359160-S2	Used to attach package tray panel to upper back panel	3	a	
40318 ORNAMENT (LOWER BACK PANEL)				
BAE 5640318-B		1	56, 77	57/58
PB9M 5740318-A	Aluminum - \varnothing 1018247	2	57A, 58A, 63A, 64, 76A	59
40320 PANEL (LOWER BACK)				
BV 7040320-B		1	All except 79	56
BAE 5640320-D		1	56, 77	57/58
BAF 6440320-A		1	57A, B, 58, 63A, B, 64, 75A, 76A, B	57/58
BAF 5740320-A		1	57C, 63C, 75B, 76C	58
PB9M 5640320-A	\varnothing 1000298	1	56, 77	59
40322 PANEL (UPPER BACK) CENTER				
BAE 6440322-A		(a) 1	57, 58, 63, 64	57/58
359160-S2	Used to attach package tray panel to upper back panel	3	a	
40324 PANEL (LOWER BACK)				
B5A 5940324-A	\varnothing BN-5940324-A	1	79	56
PB9M 5740324-A	\varnothing 1000266	1	All except 56, 77	59
40356 ROD (LICENSE LAMP LEVELING)				
B5A 5940356-A	Steel rod - approx. 6-3/4" long - \varnothing BN-5940356-A (a)	1	79	56
33799-S7	Nut-light hex. -3/8"-16	2	a	
44719-S8	Washer-flat-1/4"	1	a	
44726-S8	Washer-flat-3/8"	2	a	
72000-S7	Pin-cotter-1/16" x 3/8"	1	a	
73903-S8	Pin-clevis-1/4"	1	a	
356254-S2	Washer-spring-1/4"	1	a	

GROUP AND PART NUMBER	DESCRIPTION, SIZE, ETC.	NO. REQ'D	MODEL OR ENGINE CUBIC INCH DISPLACEMENT	YEAR 19__
40362 SPRING (LICENSE LAMP LEVELING ROD)				
BA 5940362-A		(a) 1	79	56
44719-S8	Washer-flat-1/4"	1	a	
72000-S7	Pin-cotter-1/16" x 3/8"	1	a	
73903-S8	Pin-clevis-1/4"	1	a	
356254-S2	Washer-spring-1/4"	1	a	
40367 CLIP (LICENSE LAMP LEVELING ROD)				
BA 5940367-A		1	79	56
40372-3 MOULDING (LOWER BACK PANEL)				
BAE 6440372-A	Rustless steel - 45/64" x 61"	1	57B, 58B, 63B, 65, 75, 76B	57
BAE 6440372-B	Rustless steel - used with Flo-Tone paint	1	57A, 58A, 63A, 64A, 76A	57
		1	57, 58, 63, 64, 65, 75, 76	58
PB9M 5740372-A	R.H. - @1018252	(a) 1	All except 56,77	59
PB9M 5740373-A	L.H. - @1018253	(a) 1	All except 56,77	59
353958-S100	Nut and washer assy. -1/4"-20	4	a	
40372-3 MOULDING (LOWER BACK PANEL) SIDE				
BAE 5640372-A	R.H. - rustless steel - 53/64" x 10-3/4" long	1	56, 77A, C, D	57/58
BAE 5640373-A	L.H. - rustless steel - 53/64" x 10-3/4" long	1	56, 77A, C, D	57/58
40396 BRACE (LOWER BACK PANEL)				
BAE 5640396-A		2	56, 77	57/58
PB9M 5640396-A	@1001374	2	56,77	59
40430-1 ORNAMENT (LOWER BACK PANEL) SIDE				
BAE 6440430-A	R.H. - chrome finish	(a) 1	All except 56, 77	57
BAE 6440431-A	L.H. - chrome finish	(a) 1	All except 56, 77	57
BAE 6440430-B	R.H. - chrome finish	(a) 1	All except 56, 77	57
BAE 6440431-B	L.H. - chrome finish	(a) 1	All except 56, 77	57
BAF 6440430-A	R.H. - chrome finish	(a) 1	All except 56, 77	58
BAF 6440431-A	L.H. - chrome finish	(a) 1	All except 56, 77	58
351601-S8	Washer-cup-also serviced in kit-license plate frame	2	a	
40434 BUMPER (LIFT GATE TO REAR CORNER PILLAR)				
BF 5940434-A		(a) 4	79	56
52727-S8	Screw-pan hd. cr. rec. tap. -No. 10-12 x 1/2"	8	a	
40446 SPACER (UPPER BACK PANEL TO PACKAGE TRAY)				
BAE 6440446-A	Rubber - 15/64" I. D. x 3/4" O. D.	AR	57, 58, 63, 64	57/58
40462-3 PANEL (QUARTER REAR CORNER INNER FINISH) LOWER				
B5A 5940462-AP	R.H. - in prime - @BN-5940462-AP	1	79B, 79C	56
B5A 5940463-AP	L.H. - in prime - @BN-5940463-AP	1	79B, 79C	56
40462-3 PANEL (REAR CORNER INNER FINISH) LOWER				
BAE 5640462-CP	R.H. - in prime	1	56, 77	57
BAE 5640463-AP	L.H. - in prime	1	56, 77	57
BAF 5640462-AP	R.H. - in prime - grille speaker opening	1	56, 77	58
COMB 7740463-AP	Remove 3/8" from top edge - in prime	1	56,77	59
40504 ORNAMENT (LOWER BACK PANEL) UPPER				
BAE 6440504-A	Chrome finish - also serviced in 18350 kit license plate frame	1	All except 56, 77	57/58

GROUP AND PART NUMBER	DESCRIPTION, SIZE, ETC.	NO. REQ'D	MODEL OR ENGINE CUBIC INCH DISPLACEMENT	YEAR 19__
40508 RETAINER (LOWER BACK PANEL LINING BOARD)				
BAC 6440508-AP	In prime	4	57,58,63,64	59
		2	76	59
40542-3 COVER (UPPER BACK PANEL MOULDING JOINT)				
BAE 6540542-A	R.H. - chrome finish - snap on and insert type	1	65,75	57/58
BAE 6540543-A	L.H. - chrome finish - snap on and insert type	1	65,75	57/58
40584-5 PANEL (LOWER BACK APPLIQUE)				
PB9M 5740584-A	R.H. - use with back-up lights - @1018248 (a)	1	57B,C,58B,63B,C,76C	59
B9MB 5740585-A	L.H. - use with back-up lights (a)	1	57B,C,58B,63B,C,76C	59
B9MB 5840584-A	R.H. - use without back-up lights (a)	1	57B,58B,63B	59
B9MB 5840585-A	L.H. - use without back-up lights (a)	1	57B,58B,63B	59
BAE 17337-A	Retainer-No.10-24	2	a	
353911-S	Nut and washer-No.10-24	2	a	
370697-S	Screw-No.8-15 x 5/8"	2	a	
40634 LID (FUEL FILLER OPENING)				
PB9M 5840634-A	Use on units up to 1-22-59 and B9MB-6428611-A after 1-22-59 - @1007073	1	57,58,63,64,76	59
40669 SUPPORT (LUGGAGE COMPARTMENT DOOR LOCK EXTENSION)				
B9MB 6440669-A		1	57,58,63,64,76	59
40673 ORNAMENT (FUEL FILLER OPENING DOOR)				
PB9M 7740673-A	Chrome finish - @1018097 (a)	2	77B,D	59
370680-S	Nut and washer-3/16"	4	a	
40678-9 SPRING (FUEL FILLER OPENING) LID HINGE				
	See basic part number 28614-5			
40702 GATE ASSEMBLY (TAIL) WITHOUT HOLES				
BU 7940702-AP	Rear tailgate - in prime	1	79	56
BAE 5640702-R	Tailgate - in prime	1	56,77	57/58
COMB 5640702-C	Manual or electric (a)	1	56,77	59
52726-S7	Screw-No.8-15 x 1/2"-pan hd. cr. rec.	2	a	
40714 CHANNEL (BACK WINDOW GLASS)				
BAE 5640714-B	Use with electric window	1	56,77	57/58
BAE 5640714-D	Use with manual window	1	56,77	57/58
BAE 6540714-A	Steel - 35" long - center	1	65,75	57/58
PB9M 5640714-A	Manual - @1006003	1	56,77A	59
PB9M 5640714-B	Electric - @1006944	1	56,77	59
40724 MOULDING (TAILGATE) LOWER				
BAE 5640724-A	Rustless steel - 7/8" x 51-13/32" long	1	56,77A, C, D	57/58
PB9M 5640724-A	51-5/64" long - @1011213 (a)	1	56,77	59
353958-S	Nut and washer-1/4"-20	5	a	
40728-9 BRACKET (TAILGATE COUNTER BALANCE TORQUE BAR ROLLER BEARING)				
BAE 5640728-C	R.H. - steel - 1-7/8" x 4-5/16" long	1	56,77	57/58
BAE 5640729-C	L.H. - steel - 1-7/8" x 4-5/16" long	1	56,77	57/58
40732-3 RETAINER (TAILGATE COUNTER BALANCE TORQUE BAR) OUTER				
BAE 5640732-E	R.H. - steel	1	56,77	57/58
BAE 5640733-E	L.H. - steel	1	56,77	57/58

GROUP AND PART NUMBER	DESCRIPTION, SIZE, ETC.	NO. REQ'D	MODEL OR ENGINE CUBIC INCH DISPLACEMENT	YEAR 19_____
40734 ORNAMENT (TAILGATE) LOWER				
BAE 5640734-A	Steel - with 4 depressions - 51-3/8" long	1	56, 77	57/58
40740 RETAINER (TAILGATE LOWER MOULDING)				
BAE 5640740-A	Steel - approx. length 63/64" - used with moulding - BAE-5640724-A	5	56, 77A, C, D	57/58
40742 RUN (BACK WINDOW GLASS) TOP				
BAE 5640742-B	Rustless steel and rubber - 46-23/32" long	1	56, 77	57/58
BAF 6540742-A	Rustless steel - 41-35/64" long	1	65, 75	57/58
PB9M 5640742-A	⊕1003219	1	56, 77	59
40743 TUBE (TAILGATE DRAIN)				
B9MB 5640743-A	Rubber	3	56, 77	59
40744-5 RUN (BACK WINDOW GLASS) UPPER SIDE				
BAE 5640744-B	Upper - rustless steel & rubber - 16" long	2	56, 77	57/58
COMB 77422A00-A	R.H. - rubber dipped end 1" long (a)	1	56, 77	59
COMB 77422A01-A	L.H. - rubber dipped end 1" long (a)	1	56, 77	59
52726-S7	Screw-pan hd. cr. rec. -No. 8-15 x 1/2"	2	a	
40746-7 RUN (BACK WINDOW GLASS) LOWER SIDE				
BAE 5640746-C	Lower - R.H. - steel and textile w/strip - 18-1/8" long	1	56, 77	57/58
BAE 5640747-C	Lower - L.H. - steel and textile w/strip - 18-1/8" long	1	56, 77	57/58
BAE 6540746-A	16" long - deflector welded on	2	65, 75	57/58
B9MB 5640746-A	14-7/8" - use on units after 12-1-58	2	56, 77	59
PB9M 5640746-A	14-7/8" - use on units up to 12-1-58 - ⊕1003222	2	56, 77	59
40748 FRAME (BACK WINDOW GLASS)				
BAE 5640748-B	Rustless steel	1	56, 77	57/58
PB9M 5640748-A	Rustless steel - ⊕1006078	1	56, 77	59
40758 COVER (BACK WINDOW GLASS RUN CORNER JOINT)				
BAE 5640758-B	Rustless steel	2	56, 77	57/58
40760 WEATHERSTRIP (BACK WINDOW GLASS AT BELT)				
BAE 5640760-A	Steel & rubber - 44-3/4" long	1	56, 77	57/58
B9MB 5640760-A	46-3/32" long	1	56, 77	59
40771 PLATE (BACK WINDOW LIMIT SWITCH SCUFF)				
B9MB 5640771-A	Rustless steel	1	56, 77	59
40776-7 RUN & DEFLECTOR (BACK WINDOW GLASS) SIDE				
BAF 5640776-A	R.H. - upper - rustless steel and rubber - 16" long	1	56, 77	58
BAF 5640777-A	L.H. - upper - rustless steel and rubber - 16" long	1	56, 77	58
40779 INSERT (BACK WINDOW GLASS TOP RUN)				
BAF 6540779-A		2	65, 75	58
40781 INSERT (BACK WINDOW GLASS UPPER SIDE RUN)				
BAE 5640781-A	Rubber	2	56, 77	57/58
B9MB 5640781-A	Rubber	2	56, 77	59

GROUP AND PART NUMBER	DESCRIPTION, SIZE, ETC.	NO. REQ'D	MODEL OR ENGINE CUBIC INCH DISPLACEMENT	YEAR 19__
40787 ROLLER (TAILGATE COUNTER BALANCE TORQUE BAR)				
BAE 5640787-B	Steel - 3/8" I.D. x 1/2" O.D. - 41/64" long	2	56,77	57/58
40788 PLATE (TAILGATE COUNTER BALANCE TORQUE BAR ROLLER BEARING)				
BAE 5640788-A	Steel - 3/4" x 2"	2	56,77	57/58
40790 PLATE (WINDOW REGULATOR ACCESS HOLE COVER)				
PB9M 5640790-A	⊕1006064	1	56,77	59
40800 WINDOW (BACK)				
BAE 5640800-L	Clear - used with manual window - includes frame and glass and lower channel	1	56,77	57/58
BAE 5640800-M	Tinted - green - used with manual window - includes frame and glass and lower channel	1	56,77	57/58
40803 COVER (BACK WINDOW REGULATOR HANDLE ACCESS HOLE)				
PB9M 5640803-A	Chrome finish - electric - ⊕1010149	1	56,77	59
40803 COVER (TAILGATE LOCK KEYHOLE)				
BAF 5640803-A	Chrome finish with gold finish letter "M" - used with manual and electric regulator Manual	1 1	56,77 56,77A	58 59
PB9M 5640803-A	Electric - ⊕1010149	1	56,77	59
40823 SHIELD (BACK WINDOW HOUSING - WATER)				
PB7M 6540823-A		2	65,75	57/58
40828 REGULATOR (BACK WINDOW)				
BAF 5640828-A		(a) 1	56,77	57/58
COMB 7740828-C	Manual	1	56,77A	59
	34079-S8 Nut-hex. -No.10-32	AR	a	
	50812-S8 Screw & washer-1/4"-20 x 1/2"	AR	a	
40830 REGULATOR (BACK WINDOW) LESS MOTOR, SPRING & DRIVE ASSEMBLY				
B8MB 5640830-A	Less motor	(b) 1	56,77	57/58
BAE 6540830-B	Electric control - less motor	(a) 1	65,75	57/58
COMB 7740830-B	Electric	1	56,77	59
	20309-S8 Bolt-hex.hd. -1/4"-28 x 1/2"	AR	a	
	34079-S8 Nut-hex-No.10-32	AR	b	
	34940-S8 Lockwasher-1/4"	AR	a	
	50812-S8 Screw & washer-1/4"-20 x 1/2"	AR	b	
40833 BRACKET (BACK WINDOW REGULATOR EQUALIZER ARM GUIDE)				
BAE 5640833-A	Used with electric window regulator	(a) 1	56,77	57/58
PB9M 5640833-A	Electric - ⊕1005692	1	56,77	59
	50812-S8 Screw & washer-1/4"-20 x 1/2"	AR	a	
40846 BRACE (BACK WINDOW REGULATOR MOTOR TO INSIDE PANEL)				
BAE 5640846-B	Steel - with (1) hole 13/64" dia. and (1) slot hole 13/64" x 13/32"	(a) 1	56,77	57/58
BAE 6540846-B	Steel - with (1) hole 1/4" dia. and (1) slot hole 5/16" x 1/2"	1	65,75	57/58
	34054-S8 Nut hex-No.12-24	1	a	
	43486-S8 Screw and washer assy. -hex.hd. -No.12-24 x 3/8"	1	a	

GROUP AND PART NUMBER	DESCRIPTION, SIZE, ETC.	NO. REQ'D	MODEL OR ENGINE CUBIC INCH DISPLACEMENT	YEAR 19__
40850 HANDLE (BACK WINDOW REGULATOR) TAILGATE				
BAE 5640850-H	Use with electric regulator (a)	1	56,77	57
BAE 5640850-J	Use with manual regulator (a)	1	56,77	57
BAF 5640850-K	Use with manual regulator	1	56,77	58
PB9M 5640850-A	Manual - Ⓢ1013014	1	56,77A	59
PB9M 5640850-B	Electric - Ⓢ1014629	1	56,77	59
34079-S7	Nut-hex. -No.10-32	AR	a	
34803-S7	Lockwasher-No.10	AR	a	
370796-S2	Washer-spring-2-3/4"-use with manual handle	AR	a	
40853 HANDLE & KNOB (BACK WINDOW REGULATOR) TAILGATE				
BAE 5640853-B	Manual	1	56,77	57
B9MB 5640853-A	Manual	1	56,77	58
		1	56,77A	59
40854 TRIGGER (TAILGATE LOCK RELEASE)				
BAE 5640854-A		1	56,77	57/58
PB9M 5640854-A	Ⓢ1003572	1	56,77	59
40860 LATCH (BACK WINDOW)				
BAE 5640860-C	Use with manual regulator (a)	1	56,77	57/58
BAE 5640860-D	Use with electric regulator (a)	1	56,77	57/58
50811-S8	Screw & washer-No.12-24 x 1/2"	AR	a	
40865 SPRING (BACK WINDOW REGULATOR HANDLE LOCKING PLUNGER)				
BAE 5640865-B	Spring wire	1	56,77	57/58
BAE 5640865-C	Manual	1	56,77A	59
40866 SPRING (BACK WINDOW REGULATOR HANDLE RETAINING)				
BAF 5640866-A		(a) 1	56,77	57/59
60010-S8	NS-Rivet-flat hd. -1/8" x 1/4"	1	a	
40867 SPRING (BACK WINDOW REGULATOR COUNTER BALANCE)				
BAE 5640867-B	Spring steel	1	56,77	57/59
40868 PLATE (BACK WINDOW REGULATOR HANDLE ANCHOR)				
BAE 5640868-A	Use with manual regulator - for cars built prior (a) to 5-16-57 - for cars built after 5-16-57 new part welded in place	1	56,77	57
BAE 5640868-C	Use with electric regulator - for cars built prior(a) to 5-16-57 - for cars built after 5-16-57 new part welded in place	1	56,77	57
PB9M 5640868-A	Manual - Ⓢ1009491	1	56,77A	59
52787-S15	Screw-pan hd. cr. rec. -No.10-16 x 3/8"	2	a	
40870 STUD (BACK WINDOW LATCH ACTUATING)				
BAE 5640870-B	Steel - 1/4"-20 x 1-3/16"	1	56,77	57/58
40871 PAD (BACK WINDOW REGULATOR HANDLE)				
BAE 5640871-A		1	56,77	57/58
	Manual	1	56,77A	59
PB9M 5640871-A	Electric - Ⓢ1003402	1	56,77	59
40874 PIN (BACK WINDOW REGULATOR HANDLE HINGE) INNER				
BAE 5640874-B	Steel	1	56,77	57/58
	Manual	1	56,77A	59
40877 PLUNGER (BACK WINDOW REGULATOR HANDLE LOCKING)				
BAE 5640877-C	Steel - 1-5/8" long	1	56,77	57/58
PB9M 5640877-A	Manual - Ⓢ1009519	1	56,77A	59

GROUP AND PART NUMBER	DESCRIPTION, SIZE, ETC.	NO. REQ'D	MODEL OR ENGINE CUBIC INCH DISPLACEMENT	YEAR 19__
40881 SPRING (TAILGATE LOCK KEYHOLE COVER)				
BAF 5640881-A	Spring wire	1	56,77	57/58
	Manual	1	56,77A	59
40910 RAIL (TAILGATE) OUTSIDE FINISH				
BU 7940910-A	Fiber glass - maple grain	1	79C	56
BAF 7740910-A	Fiber glass - limed oak grain	1	77B	58
40914 RAIL (TAILGATE) OUTSIDE FINISH				
BAE 7740914-A	Fiber glass - light maple grain	1	77B	57
40918 SHIELD (TAILGATE TRIM WATER-UPPER)				
BAE 5640918-A	Asphalt board - 49-1/2" long	1	56,77	57/58
40924 SPACER (TAILGATE) OUTSIDE FINISH RAIL				
BN 7940924-A	Rubber - 1/2" I.D. x 7/8" O.D. x 1/4" - (5) used for tailgate rails and ornament (2) used for rear doors	7	79C	56
BV 7940924-A	Rubber - 1/2" I.D. x 7/8" O.D. x 11/32" - (2) used for tailgate rails and ornament (2) used for rear doors (2) used for quarter rail finish upper	6	79C	56
BV 7940924-B	Rubber - 1/2" I.D. x 7/8" O.D. x 35/64" - used for tailgate rails	4	79C	56
BV 7940924-B	Rubber - used with rail - front fender finish only	4	77B	57
BN 7940924-A	Rubber - 1/2" I.D. x 7/8" O.D. x 1/4" (2) front fender with quadra-lites (4) rail - quarter outside finish upper front R. H. (3) rail - quarter outside finish upper front L. H. (6) rail - quarter outside finish rear (13) quarter panel (4) rear door	AR	77B	57/58
BV 7940924-A	Rubber - 1/2" I.D. x 7/8" O.D. x 11/32" (2) rail and medallion - front fender (2) outside finish (4) rail - quarter outside finish lower front R. H. (3) rail - quarter outside finish lower front L. H. (2) rail - quarter outside finish - rear	AR	77B	58 57/58
40936 BEARING (BACK WINDOW REGULATOR HANDLE MOUNTING PLATE)				
BAE 5640936-A	Nylon	1	56,77	57
40938 RETAINER (BACK WINDOW REGULATOR HANDLE HINGE PIN)				
BAE 5640938-A	Steel	1	56,77	57/58
	Manual	1	56,77A	59
PB9M 5640938-A	Electric - @1010148	1	56,77	59
40940 BEARING (BACK WINDOW REGULATOR HANDLE HOUSING)				
BAE 5640940-B	Tetra fluoroethylene	1	56,77	57/58
	Manual	3	56,77A	59
40946 RETAINER (TAILGATE TRIM WATER UPPER SHIELD)				
BAE 5640946-A	Spring steel	2	56,77	57/58
40982 BEZEL (LOWER BACK PANEL ORNAMENT)				
PB9M 5740982-A	Chrome finish - @1018284	(a) 2	57,58,63,64,76	59
370680-S	Nut and washer assy. - 3/16"	4	a	

GROUP AND PART NUMBER	DESCRIPTION, SIZE, ETC.	NO. REQ'D	MODEL OR ENGINE CUBIC INCH DISPLACEMENT	YEAR 19__
41004 HANDLE (BACK WINDOW REGULATOR) TAILGATE				
BAF 5641004-A	Less lock cylinder - use with electric regulator	1	56,77	58
410A08 DEFLECTOR (REAR CORNER PILLAR WATER)				
B9MB 77410A08-A	Rubber	2	56,77	59
41016-7 REINFORCEMENT (REAR CORNER PILLAR) LOWER				
BAE 5641016-A	R.H. - steel	1	56,77	57/58
BAE 5641017-A	L.H. - steel	1	56,77	58
41020-1 REINFORCEMENT (REAR CORNER PILLAR) UPPER				
BAE 5641020-B	R.H. - steel	1	56,77	57/58
BAE 5641021-B	L.H. - steel	1	56,77	57/58
41030 RETAINER (REAR CORNER PILLAR OUTSIDE MOULDING UPPER)				
BAE 5641030-A	Steel	4	56,77	57/58
41032-3 PILLAR (REAR CORNER)				
B5A 5941032-A	R.H. - steel - @BN-5941032-A	1	79	56
B5A 5941033-A	L.H. - steel - @BN-5941033-A	1	79	56
BAE 5641032-B	R.H. - steel	1	56,77	57/58
BAE 5641033-B	L.H. - steel	1	56,77	57/58
PB9M 5641032-A	R.H. - @1002920	1	56,77	59
PB9M 5641033-A	L.H. - @1002921	1	56,77	59
41058-9 REINFORCEMENT (REAR CORNER PILLAR) LOWER				
BAE 5641059-A	L.H. - steel	1	56,77	57
COMB 7741058-A	R.H.	1	56,77	59
COMB 7741059-A	L.H.	1	56,77	59
41068 RETAINER (REAR CORNER PILLAR OUTSIDE REAR MOULDING)				
PB9M 5641068-A	@1017005	6	56,77	59
41072-3 MOULDING (REAR CORNER PILLAR OUTSIDE) UPPER				
BAE 5641072-B	R.H. - rustless steel - 2-5/32" x 16-1/4"	1	56,77	57/58
BAE 5641073-B	L.H. - rustless steel - 2-5/32" x 16-1/4"	1	56,77	57/58
PB9M 5641072-A	R.H. - @1017006	1	56,77	59
PB9M 5641073-A	L.H. - @1017007	1	56,77	59
41302 RAIL (BACK WINDOW HEADER)				
BAF 5641302-A	Steel - used with soft headlining only	1	56,77	57/58
PB9M 5641302-A	@1003281	1	56,77	59
41402-3 EXTENSION (BACK BELT MOULDING)				
PB9M 7641402-A	R.H. - chrome finish - 3-49/64" long - @1010380	1	76	59
PB9M 7641403-A	L.H. - chrome finish - 3-49/64" long - @1010381	1	76	59
41408-9 EXTENSION (BACK BELT MOULDING) FRONT				
PB9M 7641408-A	R.H. - chrome finish - @1013296	1	76	59
PB9M 7641409-A	L.H. - chrome finish - @1013297	1	76	59
41608 WEATHERSTRIP (TAILGATE)				
B5A 5941608-D	Rubber - black - @BN-5941608-C	1	79	56
BAE 5641608-A	Rubber - black	1	56,77	57/58
COMB 7741608-A	Rubber	1	56,77	59
41614 WEATHERSTRIP (TAILGATE) UPPER				
B5A 5941614-B	Rubber - black - @BN-5941614-A	1	79	56

GROUP AND PART NUMBER	DESCRIPTION, SIZE, ETC.	NO. REQ'D	MODEL OR ENGINE CUBIC INCH DISPLACEMENT	YEAR 19__
41732-3 RAIL (BELT SIDE)				
B5A 7641732-A	R. H. - ⊕BN-7641732-A	1	76	56
B5A 7641733-A	L. H. - ⊕BN-7641733-A	1	76	56
BAF 7641732-A	R. H.	1	76	57/58
BAF 7641733-A	L. H.	1	76	57/58
PB9M 7641732-A	R. H. - ⊕1002926	1	76	59
PB9M 7641733-A	L. H. - ⊕1002927	1	76	59
41736-7 RAIL (BELT SIDE) OUTER				
BAE 6441736-B	R. H.	1	63, 64	57
BAE 6441737-B	L. H.	1	63, 64	57
BAE 5641736-A	R. H.	1	56	57/58
BAE 5641737-A	L. H.	1	56	57/58
BAF 6341736-A	R. H.	1	63, 65	57/58
BAF 6341737-A	L. H.	1	63, 65	57/58
BAF 6441736-B	R. H.	1	64	58
BAF 6441737-B	L. H.	1	64	58
PB9M 6341736-A	R. H. - ⊕1010716	1	56, 63, 64	59
PB9M 6341737-A	L. H. - ⊕1010717	1	56, 63, 64	59
41745 STRIP (BELT TACKING) CENTER				
B5A 7641745-A	Steel - approx. 57-59/64" - ⊕ BN-7641745-A	1	76	56
PB9M 7641745-A	⊕1006598	1	76	59
41764-5 REINFORCEMENT (BELT SIDE DRAIN TROUGH TO WHEELHOUSE)				
BAE 7641764-A	R. H.	1	76	57/58
BAE 7641765-A	L. H.	1	76	57/58
41772-3 STRIP (BELT TACKING) SIDE FRONT				
PB9M 7641772-A	R. H. - ⊕1006594	1	76	59
PB9M 7641773-A	L. H. - ⊕1006595	1	76	59
41782-3 STRIP (BELT TACKING) SIDE REAR				
BAE 7641782-A	R. H. - steel - 18" long	1	76	57/58
BAE 7641783-A	L. H. - steel - 18" long	1	76	57/58
PB9M 7641782-A	R. H. - ⊕1006576	1	76	59
PB9M 7641783-A	L. H. - ⊕1006577	1	76	59
41844-5 MOULDING (BACK WINDOW OUTSIDE SIDE) UPPER				
B9MB 5741844-B	R. H. - rustless steel (a)	1	57, 63	59
PB9M 5741845-A	L. H. - rustless steel - ⊕1004887 (a)	1	57, 63	59
353911-S100	Nut and washer assy. - No. 10-24	2	a	
41876 RETAINER (REAR CORNER INNER FIN) LOWER PANEL				
PB9M 5641876-A	⊕1017180	1	56, 77	59
41892-3 FILLER (REAR CORNER PILLAR OUTSIDE REAR MOULDING)				
COMB 5641892-A	R. H. - rubber - ⊕1017942	1	56, 77	59
COMB 5641893-A	L. H. - rubber - ⊕1017943	1	56, 77	59
41948-9 RETAINER (TAILGATE COUNTER BALANCE TORQUE BAR) INNER				
PB9M 5641948-A	R. H. - ⊕1003196	1	56, 77	59
PB9M 5641949-A	L. H. - ⊕1003197	1	56, 77	59
41956 GUIDE (TAILGATE COUNTER BALANCE TORQUE BAR)				
PB9M 5641956-A	⊕1007245	2	56, 77	59
41970 TIP (BACK WINDOW DIVISION BAR OUTSIDE MOULDING) UPPER				
BAE 6541970-A	Rubber	2	65, 75	57/58

GROUP AND PART NUMBER	DESCRIPTION, SIZE, ETC.	NO. REQ'D	MODEL OR ENGINE CUBIC INCH DISPLACEMENT	YEAR 19
41974-5 FRAME (BACK WINDOW LOWER) SIDE				
PB9M 5741974-A	R.H. - @1010568	1	57,63	59
PB9M 5741975-A	L.H. - @1010569	1	57,63	59
42006 GLASS (BACK WINDOW)				
BV 5842006-A	Clear	1	57,58	56
BV 5842006-B	Tinted	1	57,58	56
B5A 6442006-A	Clear - @BN-6442006-A	1	64	56
B5A 6442006-B	Tinted - @BN-6442006-B	1	64	56
B5A 7042006-A	Clear - @BN-7042006-A	1	70,73	56
B5A 7042006-B	Tinted - @BN-7042006-B	1	70,73	56
BAE 5642006-C	Clear tempe rate	1	56,77	57/58
BAE 5642006-D	Tinted tempe rate	1	56,77	57/58
BAE 6442006-A	Clear	1	57,58,63,64	57
		1	58,64	58
BAE 6442006-B	Green - tinted	1	57,58,63,64	57
		1	58,64	58
BAE 6542006-C	Clear - center	1	65,75	57/58
BAE 6542006-D	Tinted - center	1	65,75	57/58
BAF 5742006-A	Clear - plate	1	57,63	58
BAF 5742006-B	Green - tinted - plate	1	57,63	58
PB9M 5642006-A	Clear - @1004072	1	56,77	59
PB9M 5642006-B	Tinted - @1004073	1	56,77	59
PB9M 5742006-C	Clear - @1019215	1	57,63	59
PB9M 5742006-D	Tinted - @1019216	1	57,63	59
PB9M 5842006-C	Clear - @1019213	1	58,64	59
PB9M 5842006-D	Tinted - @1019214	1	58,64	59
42020-1 RETAINER (BACK WINDOW SIDE GLASS) UPPER				
BAE 6542020-A	R.H. - 11" long	(a) 1	65,75	57/58
BAE 6542021-A	L.H. - 11" long	(a) 1	65,75	57/58
PB9M 5842020-A	R.H. - @1010544	1	58,64	59
PB9M 5842021-A	L.H. - @1010545	1	58,64	59
52726-S8	Screw-pan hd. cr. rec. -No. 8-15 x 1/2"	8	a	
42026-7 GLASS (BACK WINDOW) SIDE				
BAE 6542026-A	R.H. - clear	1	65,75	57/58
BAE 6542027-A	L.H. - clear	1	65,75	57/58
BAE 6542026-B	R.H. - tinted	1	65,75	57/58
BAE 6542027-B	L.H. - tinted	1	65,75	57/58
42028-9 RETAINER (BACK WINDOW SIDE GLASS BELT WEATHERSTRIP) REAR				
PB9M 5842028-A	R.H. - @1017084	(a) 1	58,64	59
PB9M 5842029-A	L.H. - @1017085	(a) 1	58,64	59
42157-S8	Screw-No.10-12 x 1-1/4" hex. washer hd.	2	a	
42040-1 BAR (BACK WINDOW DIVISION)				
BAE 6542040-B	R.H.	(a) 1	65,75	57/58
BAE 6542041-B	L.H.	(a) 1	65,75	57/58
44710-S8	Washer-flat-No.8	2	a	
52726-S8	Screw-pan hd. cr. rec. -No. 8-15 x 1/2"	4	a	
42050-1 RETAINER (BACK WINDOW GLASS SIDE RUN)				
BAE 6542050-A	R.H.	(a) 1	65,75	57/58
BAE 6542051-A	L.H.	(a) 1	65,75	57/58
20309-S	Screw-1/4"-28 x 1/2"	AR	a	
34940-S	1/4" spring lock washer	AR	a	

GROUP AND PART NUMBER	DESCRIPTION, SIZE, ETC.	NO. REQ'D	MODEL OR ENGINE CUBIC INCH DISPLACEMENT	YEAR 19__
42052-3 WEATHERSTRIP (BACK WINDOW)				
BAE 6542053-B	L.H. - for side glass	1	65,75	57
BAE 6542052-C	R.H. - for side glass	1 or 2	65,75	57/58
BAE 6542053-C	L.H. - for side glass	2	65,75	58
42066 WEATHERSTRIP (BACK WINDOW CENTER GLASS) INNER				
BAE 6542066-A	Inner	1	65,75	57/58
42072 WEATHERSTRIP (BACK WINDOW GLASS) INNER				
BAE 5642072-B	43-3/8" long	1	56,77	57/58
PB9M 5642072-A	44-49/64" long - @1006001	1	56,77	59
42082 WEATHERSTRIP (BACK WINDOW GLASS) OUTER				
BAE 6542082-A	Rustless steel and rubber - 40" long	1	65,75	57/58
42084 WEATHERSTRIP (BACK WINDOW)				
BU 5842084-B	Rubber	1	57,58	56
B5A 6442084-C	Rubber - @BN-6442084-C	1	64A, 64C, 64D	56
B5A 7042084-D	Rubber - @BN-6442084-D	1	70,73	56
BAE 6442084-B	Rubber	1	57,58,63,64	57
		1	58,64	58
BAF 5742084-B	Rubber	1	57,63	58
B9MB 5742084-A		1	57,63	59
COMB 6442084-A		1	58,64	59
42090 HOUSING (BACK WINDOW)				
BAE 6542090-D		1	65,75	57/58
42094 COVER (BACK WINDOW HOUSING)				
BAE 6542094-A	Steel	(a) 1	65,75	57/58
42360-S8	Screw-hex. washer hd. -No.10-16 x 3/8"	AR	a	
42097 KIT (SUN SHIELD BACK WINDOW)				
B9MB 5742097-B		1	57,63	59
42098-9 RETAINER (BACK WINDOW SIDE GLASS BELT WEATHERSTRIP) FRONT				
BAE 6542098-A	R.H.	(a) 1	65,75	57/58
BAE 6542099-A	L.H.	(a) 1	65,75	57/58
52199-S8		4	a	
42114-5 DEFLECTOR (BACK WINDOW GLASS CHANNEL) WATER				
BAE 5642114-A	R.H. - chrome finish	1	56,77	57
BAE 5642115-A	L.H. - chrome finish	1	56,77	57
42124-5 RETAINER (BACK WINDOW SIDE GLASS BELT WEATHERSTRIP) FRONT				
B9BM 6442124-A	R.H.	(a) 1	58,64	59
B9BM 6442125-A	L.H.	(a) 1	58,64	59
42157-S8	Screw-No.10-12 x 1-1/4" hex. washer hd.	2	a	
422A00-1 RUN (BACK WINDOW GLASS) UPPER SIDE				
	See basic part number 40744-5			
42204 FRAME & UPPER BACK PANEL (BACK WINDOW) LOWER				
BV 7042204-A		1	70,73	56

GROUP AND PART NUMBER	DESCRIPTION, SIZE, ETC.	NO. REQ'D	MODEL OR ENGINE CUBIC INCH DISPLACEMENT	YEAR 19__
42208 FRAME (BACK WINDOW) UPPER				
BU 5842208-C		1	57, 58	56
B6A 6442208-A	⊕BJ-6442208-B	1	64	56
B5A 7042208-A	⊕BN-7042208-A	1	70, 73	56
BAE 6542208-B		1	65, 75	57
BAE 6442208-B		1	57, 58, 63, 64	57
		1	58, 64	58
BAF 5742208-A		1	57, 63	58
BAF 6542208-A		1	65, 75	58
PB9M 5842208-A	Center - ⊕1003304	1	58, 64	59
B9MB 6342208-A		1	57, 63	59
42278-9 FRAME (BACK WINDOW SIDE UPPER) INNER				
BAF 5742278-A	R.H. - steel	1	57, 63	58
BAF 5742279-A	L.H. - steel	1	57, 63	58
B9MB 6442278-A	R.H.	1	58, 64	59
B9MB 6442279-A	L.H.	1	58, 64	59
42280 RETAINER (BACK WINDOW) CENTER				
BAE 6442280-B	Steel - 1" x 17" (a)	1	57, 58, 63, 64	57/58
PB9M 5842280-A	Lower - ⊕1003229	1	58, 64	59
PB9M 6442280-A	Upper - ⊕1006931 (b)	1	58, 64	59
42014-S8	Screw-No. 10-12 x 5/8" hex. washer hd.	2	b	
44710-S8	Washer-flat-No. 8	6	a	
52726-S8	Screw-pan hd. cr. rec. tap. -No. 8-15 x 1/2"	10	a	
42282-3 RETAINER (BACK WINDOW) INTERMEDIATE				
BAE 6442282-B	R.H. - steel (a)	1	57, 58, 63, 64	57/58
BAE 6442283-B	L.H. - steel (a)	1	57, 58, 63, 64	57/58
52726-S8	Screw-pan hd. cr. rec. tap. -No. 8-15 x 1/2"	10	a	
42284-5 RETAINER (BACK WINDOW SIDE GLASS)				
BAE 6442284-B	R.H. - steel - 7-3/4" with (3) 1/4" x 3/8" slot holes (a)	1	57, 58, 63, 64	57/58
BAE 6442285-B	L.H. - steel - 7-3/4" with (3) 1/4" x 3/8" slot holes (a)	1	57, 58, 63, 64	57/58
B9MB 6442284-A	R.H.	1	58, 64	59
B9MB 6442285-A	L.H.	1	58, 64	59
44710-S8	Washer-flat-No. 8	6	a	
52726-S8	Screw-pan hd. cr. rec. tap. -No. 8-15 x 1/2"	6	a	
42296 RETAINER (BACK WINDOW DIVISION BAR OUTSIDE MOULDING)				
BAE 6542296-B		2	65, 75	57/58
42300 BRACKET (BACK WINDOW HOUSING ANCHOR)				
BAE 6542300-A	Steel - 1-1/4" x 3-1/2" (a)	2	65, 75	57/58
20327-S8	Bolt-hex. hd. -5/16"-24 x 5/8"	AR	a	
357789-S7	Lockwasher-5/16"	AR	a	
42304 MOULDING (BACK WINDOW LOWER GARNISH)				
BAE 5642304-DP	In prime	1	56, 77	57/58
PB9M 5642304-AP	In prime - 47-15/32" long - ⊕1005945	1	56, 77	59
42306 BRACKET (BACK WINDOW HOUSING MOUNTING)				
BAE 6542306-A	Steel - with (2) 3/8" x 3/4" slot holes (a)	2	65, 75	57/58
20327-S8	Bolt-hex. hd. -5/16"-24 x 5/8"	AR	a	
357789-S7	Lockwasher - 5/16"	AR	a	
42308-9 STOP (BACK WINDOW) LOWER				
BAE 6542308-A	Steel - coated with rubber - one end	2	65, 75	57

GROUP AND PART NUMBER	DESCRIPTION, SIZE, ETC.	NO. REQ'D	MODEL OR ENGINE CUBIC INCH DISPLACEMENT	YEAR 19__
42316 COVER (BACK WINDOW GARNISH MOULDING UPPER)				
BAF 5742316-A		1	57C, 63C	58
42324 MOULDING (BACK WINDOW GARNISH) UPPER				
BAF 5642324-AP	In prime	1	56, 77	57/58
PB9M 5642324-AP	In prime - 45-31/32" long - \oplus 1005959	1	56, 77	59
42325 BRACKET (BACK WINDOW) LOWER STOP				
PB9M 5642325-A	\oplus 1012721	2	56, 77	59
42326 HOSE (BACK WINDOW HOUSING DRAIN)				
BAE 6542326-A	Moulded rubber - 1" dia. - 3-3/4" long	1	65, 75	57
42404-5 MOULDING (BACK WINDOW OUTSIDE) LOWER				
BV 5842404-A	R. H. - rustless steel - approx. 1-3/32" x 29"	1	57, 58	56
BV 5842405-A	L. H. - rustless steel - approx. 1-3/32" x 29"	1	57, 58	56
BN 6442404-A	R. H. - rustless steel - approx. 1-3/32" x 29-3/16"	1	64	56
BN 6442405-A	L. H. - rustless steel - approx. 1-3/32" x 29-3/16"	1	64	56
B5A 7042404-A	R. H. - rustless steel - approx. 29/32" x 30-1/2" - \oplus BN-7042404-A	1	70B	56
B5A 7042405-A	L. H. - rustless steel - approx. 29/32" x 30-1/2" - \oplus BN-7042405-A	1	70B	56
B6A 7042404-A	R. H. - rustless steel - approx. 53/64" x 30" across ends - \oplus BJ-7042404-A	(a) 1	70C, 73D	56
B6A 7042405-A	L. H. - rustless steel - approx. 53/64" x 30" across ends - \oplus BJ-7042405-A	(a) 1	70C, 73D	56
B5A 7342404-A	R. H. - rustless steel - approx. 29/32" x 30-1/2" & having 1/8" hole at one end - \oplus BN-7342404-A	(a) 1	73B, 73C	56
B5A 7342405-A	L. H. - rustless steel - approx. 29/32" x 30-1/2" & having 1/8" hole at one end - \oplus BN-7342405-A	(a) 1	73B, 73C	56
52003-S13	Screw-flat hd. cr. rec. tap. -No. 4-24 x 3/8"	2	a	
42410-1 MOULDING (BACK WINDOW GARNISH) UPPER				
BV 6442410-A	Chrome finish - approx. 1-1/16" x 52-13/16" across ends (a)	1	64A	56
BAE 6542410-A	R. H. - rustless steel - 1-7/8" x 30-3/4"	1	65, 75	57/58
BAE 6542411-A	L. H. - rustless steel - 1-7/8" x 30-3/4"	1	65, 75	57/58
BAF 5742410-A	R. H. - chrome finish - 1-3/8" x 35"	1	57C, 63C	58
BAF 5724211-A	L. H. - chrome finish - 1-3/8" x 35"	1	57C, 63C	58
PB9M 5742410-AP	In prime - \oplus 1004820	1	57, 63	59
PB9M 5842410-AP	R. H. - in prime - \oplus 1011182	1	58, 64	59
PB9M 5842411-AP	L. H. - in prime - \oplus 1011183	1	58, 64	59
52552-S13	Screw-oval hd. cr. rec. tap. -No. 8-18 x 5/8"	1	a	
42413 RETAINER (BACK WINDOW OUTSIDE UPPER MOULDING)				
BAE 6442413-A		2	57, 58, 63, 64	57
		2	58, 64	58
PB9M 5742413-A	\oplus 1014757 (a)	5	57, 63	59
PB9M 5842413-A	\oplus 1013893 (a)	4	58, 64	59
353911-S100	Nut and washer assy. -No. 10-24	2	a	
42416-7 MOULDING (BACK WINDOW GARNISH) SIDE				
BV 6442416-A	R. H. - chrome finish - approx. 25/32" x 11" with (2) c/sunk holes (a)	1	64A	56
BV 6442417-A	L. H. - chrome finish - approx. 25/32" x 11" with (2) c/sunk holes (a)	1	64A	56
52926-S13	Screw-oval hd. cr. rec. tap. -No. 8-32 x 5/8"	2	a	

GROUP AND PART NUMBER	DESCRIPTION, SIZE, ETC.	NO. REQ'D	MODEL OR ENGINE CUBIC INCH DISPLACEMENT	YEAR 19__
42420 MOULDING (BACK WINDOW DIVISION BAR OUTSIDE)				
BAE 6542420-B	Rustless steel - 11-13/16" with (2) 3/8" dia. holes spaced 7"	2	65, 75	57/58
42426 RETAINER (MOULDING)				
B6A 6442426-A	Used to attach back window mldg. - upper - 42430 - ⊕BU-6442426-A	2	64D	56
42430-1 MOULDING (BACK WINDOW OUTSIDE) UPPER				
BU 5742430-A	Rustless steel - approx. 1-5/32" x 58" across ends (b)	1	57A	56
BU 5742430-C	Rustless steel - approx. 1" x 55-13/16" across ends & having (1) 3/16" dia. hole at each end (b)	1	57B, C	56
BV 5842430-B	Rustless steel - approx. 1-1/64" x 55-35/64" across ends (a)	1	58A, B	56
B5A 5942430-A	R. H. - rustless steel - approx. 13/16" x 23-21/64" - ⊕BN-5942430-A	1	79	56
B5A 5942431-A	L. H. - rustless steel - approx. 13/16" x 23-21/64" - ⊕BN-5942431-A	1	79	56
BU 6442430-A	Rustless steel - approx. 1" x 57-3/32" across ends (c)	1	64D, E	56
BV 6442430-A	Rustless steel - "V" shape crown - approx. 1-1/32" x 50-9/16" across ends (c)	1	64A, C	56
BV 7042430-B	Rustless steel - approx. 1" x 56-27/32" across ends (a)	1	70, 73B, D	56
BV 7342430-B	Rustless steel - "V" shape crown - approx. 1-1/32" x 56-27/32" across ends (a)	1	73C	56
BAE 5742430-A	Rustless steel - 16-11/16" - use with deviation only	1	57B	57
BAE 6442430-A	Rustless steel - 16-11/16" long	1	57A, 58, 63, 64	57
BAE 6542430-A	Steel - 42-15/32" long	1	65, 75	57/58
		1	58, 64	58
BAF 5742430-A	Rustless steel - 48-1/2" long	1	57, 63	58
PB9M 5742430-A	53-5/32" long - ⊕1004885	1	57, 63	59
PB9M 5842430-A	47" long - ⊕1011188	1	58, 64	59
	52015-S8 Screw-flat hd. tap. -No. 6-18 x 5/8"	2	a	
	52726-S2 Screw-pan hd. cr. rec. tap. -No. 8-15 x 1/2"	2	c	
	52748-S2 Screw-pan hd. tap. -No. 8-15 x 3/4"	2	b	
42432-3 COVER (BACK WINDOW OUTSIDE MOULDING JOINT)				
BU 7042432-A	R. H. - rustless steel - used at upper corner	1	70C, 73D	56
BU 7042433-A	L. H. - rustless steel - used at upper corner	1	70C, 73D	56
42434 SEAL (BACK WINDOW DIVISION BAR OUTSIDE MOULDING)				
BAE 6542434-B	Rubber - length 11-39/64" - with (2) 3/8" dia. holes spaced 7"	2	65, 75	57
BAE 6542434-C	Rubber	2	65, 75	58
42436 COVER (BACK WINDOW OUTSIDE MOULDING JOINT)				
B5A 6042436-A	Rustless steel - approx. 1-1/8" x 1-13/64" - used for center joint lower moulding - ⊕BN-6042436-A	1	57, 58, 64	56
B5A 7042436-B	Rustless steel - approx. 1-1/8" x 1-25/64" - ⊕ED-BN-7042436-A			
	used for moulding back window - lower	1	70B, 73B, C	56
	used for moulding windshield - belt	1	All except 73D	56
B6A 7042436-A	Rustless steel - ⊕BJ-7042436-A	1	70C, 73D	56

GROUP AND PART NUMBER	DESCRIPTION, SIZE, ETC.	NO. REQ'D	MODEL OR ENGINE CUBIC INCH DISPLACEMENT	YEAR 19__
42442 MOULDING (BACK WINDOW DIVISION BAR) INSIDE				
BAE 6542442-A	(a)	2	65, 75	57/58
50438-S13	Screw-pan hd. cr. rec. -No. 8-32 x 1"	2	a	
42458-9 COVER (BACK WINDOW GARNISH MOULDING CORNER JOINT)				
BV 6442458-A	R. H. - chrome finish - width one end 27/32" - other end 1-1/8" (a)	1	64A	56
BV 6442459-A	L. H. - chrome finish - width one end 27/32" - other end 1-1/8" (a)	1	64A	56
52376-S13	Screw-oval hd. cr. rec. tap. -No. 8-18 x 1"	2	a	
42469 SEAL (BACK WINDOW OUTSIDE LOWER MOULDING RETAINER)				
B9BM 5742469-A		2	57, 63	59
42470 TIP (BACK WINDOW DIVISION BAR OUTSIDE MOULDING) LOWER				
BAE 6542470-B	Rubber	2	65, 75	57/58
42471 TIP (BACK WINDOW DIVISION BAR INSIDE MOULDING)				
BAE 6542471-C	Rubber - 1-7/16" x 1-27/32" (a)	2	65, 75	57/58
50438-S13	Screw-pan hd. cr. rec. -No. 8-32 x 1"	4	a	
42476-7 BRACKET (BACK WINDOW OUTSIDE SIDE MOULDING ANCHOR)				
BAE 6442476-C	Steel - 2-9/16" - with (1) 1/4" x 1/2" slot Steel - with straight tabs	6 6	57, 58, 63, 64 58, 64	57 58
BAE 6442476-D	R. H. - steel - notched and angular tabs	1	57, 63	57
		1	58, 64	57/58
BAE 6442477-D	L. H. - steel - notched and angular tabs	1	57, 63	57
		1	58, 64	57/58
42478-9 MOULDING (BACK WINDOW OUTSIDE) SIDE				
BV 5842478-B	R. H. - rustless steel	1	58	56
BV 5842479-B	L. H. - rustless steel	1	58	56
BU 6442478-B	R. H. - rustless steel (a)	1	64A, 64C	56
BU 6442479-B	L. H. - rustless steel (a)	1	64A, 64C	56
BV 6442478-C	R. H. - rustless steel (a)	1	64D	56
BV 6442479-C	L. H. - rustless steel (a)	1	64D	56
34053-S8	Nut-hex. -No. 10-24	4	a	
34803-S8	Washer-spring lock-No. 10	4	a	
44711-S8	Washer-flat	4	a	
42490 COVER (BACK WINDOW GARNISH MOULDING CENTER JOINT)				
BAE 6542490-A	Rustless steel - 1-1/4" x 1-7/8"	1	65, 75	57/58
42492-3 MOULDING (BACK WINDOW OUTSIDE) SIDE				
BV 7042492-B	R. H. - rustless steel	1	70B, 73B	56
BV 7042493-B	L. H. - rustless steel	1	70B, 73B	56
BV 7342492-B	R. H. - rustless steel (d)	1	73C	56
BV 7342493-B	L. H. - rustless steel (d)	1	73C	56
BAE 5742492-B	R. H. - rustless steel - use with deviation only (a)	1	57B	57
BAE 5742493-B	L. H. - rustless steel - use with deviation only (a)	1	57B	57
BAE 6542493-A	L. H. - steel (c)	1	65, 75	57
BAE 6442492-A	R. H. - rustless steel (b)	1	57A, 58, 63, 64	57
		1	58, 64	58
BAE 6442493-A	L. H. - rustless steel (b)	1	57A, 58, 63, 64	57
		1	58, 64	58
BAE 6542492-B	R. H. - steel (c)	1	65, 75	57/58
CONTINUED ON NEXT PAGE				

GROUP AND PART NUMBER	DESCRIPTION, SIZE, ETC.	NO. REQ'D	MODEL OR ENGINE CUBIC INCH DISPLACEMENT	YEAR 19__
42492-3 MOULDING (BACK WINDOW OUTSIDE) SIDE (CONTINUED)				
BAE 6542493-B	L.H. - steel (c)	1	65, 75	58
PB9M 5842492-A	R.H. - rustless steel - @1011180	1	58, 64	59
PB9M 5842493-A	L.H. - rustless steel - @1011181	1	58, 64	59
41281-S8	Screw-fill hd. cr. rec. -No. 8-32 x 1/4"	2	a	
52718-S13	Screw-pan hd. cr. rec. -No. 6-18 x 3/8"	6	c	
52726-S8	Screw-pan hd. cr. rec. tap. -No. 8-15 x 1/2"	2	d	
359304-S8B	Screw-flat hd. cr. rec. -No. 8-15 x 1/2"	8	b	
42509 MOULDING (LUGGAGE COMPARTMENT DOOR)				
B9MB 6442509-A	40-9/32" long - includes shaft and bell crank (a)	1	All except 56, 77	59
353958-S100	Nut and washer assy. -1/4"-20	4	a	
42512-3 MOULDING (UPPER BACK PANEL)				
BAE 6442512-A	R.H. - rustless steel	1	57, 58, 63, 64	57
		1	58A, B, 64A	58
BAE 6442513-A	L.H. - rustless steel	1	57, 58, 63, 64	57
		1	58A, B, 64A	58
BAE 6542512-A	R.H. - chrome finish	1	65, 75	57/58
BAE 6542513-A	L.H. - chrome finish	1	65, 75	57/58
BAF 5742512-B	R.H. - rustless steel	1	57, 58C, 63, 64B	58
BAF 5742513-B	L.H. - rustless steel	1	57, 58C, 63, 64B	58
PB9M 5742512-A	41-19/64" long - rustless steel - @1011192	1	57, 63	59
PB9M 5842512-A	41-3/8" long - rustless steel - @1016202	1	58, 64	59
42514 ORNAMENT (LUGGAGE COMPARTMENT DOOR)				
BAF 5642514-B	Zinc die casting - chrome finish - for tailgate 11/16" x 4-5/16"	8	56, 77	58
BAF 5842514-A	Chrome finish - 9-13/16" long - on luggage compartment for models built prior to 11/1/57 - also (6) used on front fender	2	All except 77B	58
42526 MEDALLION (LUGGAGE COMPARTMENT DOOR EMBLEM)				
FEK 6442526-A	With shield	1	57B, 58B, 63B, 65, 75, 76B	57
FEK 6442526-B	With crossed flags	1	76B Cruiser Cony.	57
425A26 RETAINER (UPPER BACK PANEL MOULDING)				
COMB 63425A26-A	(a)	3	57, 63	59
353911-S100	Nut and washer assy. -No. 10-24	3	a	
42528 PLATE (LUGGAGE COMPARTMENT DOOR-NAME)				
BAF 5742528-B	"Park Lane" - zinc die cast - gold plate finish - also used on front fender	1	57C, 63C, 76C	58
42530 MEDALLION (LUGGAGE COMPARTMENT DOOR & TAILGATE HANDLE)				
BU 7042530-C	Acrylic resin - approx. 2-3/64" x 8-55/64" - (1) for luggage compartment door handle - (1) for tailgate handle	1	All	56
42532 EMBLEM (PACKAGE TRAY-LUGGAGE COMPT. DOOR & PANEL UPPER BACK ORNAMENT)				
FEK 6442532-D	Located on package tray	1	57B, 58B, 63B	57
	Located on luggage compartment door	1	76B	57
	Located on panel - upper back	1	65, 75	57
	Located on luggage compartment door - illuminated (a)	1	65, 75, 76B	57
FEK 6442532-C	Located on luggage compartment door - "with crossed flags" (a)	1	76B	57
370124-S	Nut & washer - 1/4"-20	2	a	

GROUP AND PART NUMBER	DESCRIPTION, SIZE, ETC.	NO. REQ'D	MODEL OR ENGINE CUBIC INCH DISPLACEMENT	YEAR 19__
42536 RETAINER (UPPER BACK PANEL MOULDING)				
BAE 6442536-A	3/16" step	2	57, 58, 63, 64	57
BAE 6442536-B	1/32" step	2	57, 58, 63, 64	57/58
42551 GASKET (LUGGAGE COMPARTMENT DOOR EMBLEM) OUTER				
FEK 6442551-A	Rubber and spring - used with illuminated medallion	1	76B Cruiser Conv.	57
42555 HOUSING (LUGGAGE COMPARTMENT DOOR EMBLEM LAMP)				
FEK 6442555-B	Steel	1	76B	57
42556 PAD (LUGGAGE COMPARTMENT DOOR EMBLEM MOUNTING)				
FEK 6442556-A	Rubber or vinyl - use with or without illuminated medallion	1	65, 75A, 76B	57
42557 GASKET (LUGGAGE COMPARTMENT DOOR EMBLEM) INNER				
FEK 6442557-A	Cork and rubber - use with or without illuminated medallion	1	57B, 58B, 63B, 65, 75, 76B	57
42566 MOULDING (UPPER BACK PANEL) INTERMEDIATE				
BAE 6542566-A	Rustless steel	2	65, 75	57/58
42682 RETAINER (BACK WINDOW OUTSIDE SIDE UPPER MOULDING)				
PB9M 5742682-A	⊕1014758	2	57, 63	59
42700-1 HINGE (LUGGAGE COMPARTMENT DOOR)				
BV 7042700-A	R.H.	(a) 1	All except 79	56
BV 7042701-A	L.H.	(a) 1	All except 79	56
BAE 6442700-A	R.H.	1	All except 56, 77	57/58
BAE 6442701-A	L.H.	1	All except 56, 77	57/58
B9A 5842700-A	R.H.	1	All except 56, 77	59
B9A 5842701-A	L.H.	1	All except 56, 77	59
20310-S8	Bolt-hex. hd. -5/16"-18 x 1/2"	6	a	
34941-S7	Washer-external tooth-5/16"	6	a	
42789-S8	Screw & washer assy. -hex. hd. -5/16"-18 x 3/4"	4	a	
44722-S8	Washer-flat-5/16"	6	a	
351555-S8	Washer-flat-21/64" I. D. x 7/8" O. D.	4	a	
42738-9 BRACKET (LUGGAGE COMPARTMENT DOOR HINGE TO WHEELHOUSE)				
B5A 7042738-A	R.H. - ⊕BN-7042738-A	1	All except 79	56
B5A 7042739-A	L.H. - ⊕BN-7042739-A	1	All except 79	56
BAF 6442738-A	R.H. - upper	1	All except 56, 77	57/58
BAF 6442739-A	L.H. - upper	1	All except 56, 77	57/58
PB9M 5742738-A	R.H. - ⊕1009470	1	All except 58, 64	59
PB9M 5742739-A	L.H. - ⊕1009471	1	All except 58, 64	59
42744-5 BRACKET (LUGGAGE COMPARTMENT DOOR HINGE TO WHEELHOUSE) LOWER				
BAE 6442744-A	R.H.	1	All except 56, 77	57/58
BAE 6442745-A	L.H.	1	All except 56, 77	57/58
PB9M 5742744-A	R.H. - ⊕1002934	1	57, 58, 63, 64, 76	59
PB9M 5742745-A	L.H. - ⊕1002935	1	57, 58, 63, 64, 76	59
42760 SPRING (LUGGAGE COMPARTMENT DOOR HINGE)				
BV 7042760-A	Approx. 7-1/4" free length between hooks - 1-1/2" O. D. with 26-1/4" coils	2	All except 79	56
BAE 6442760-A	1/4" steel wire - 9-7/64" free length	2	All except 56, 77	57/58

GROUP AND PART NUMBER	DESCRIPTION, SIZE, ETC.	NO. REQ'D	MODEL OR ENGINE CUBIC INCH DISPLACEMENT	YEAR 19__
42762 SPRING (LUGGAGE COMPARTMENT DOOR HINGE HELPER)				
BV 7042762-A	Approx. 4-5/8" free length between hooks - 5/8" O.D. and having 45-1/2" coils	AR	All except 79	56
BAE 6442762-A	Steel wire - 6-1/2" free length - 45-1/2" coils	AR	All except 56, 77	57/58
42888 ORNAMENT (SPARE WHEEL COVER)				
BAE 6442888-A	For closed spare wheel carrier	1	All except 56, 77	57 & 59
42900-1 HINGE (LIFT GATE)				
B5A 5942900-A	R. H. - lift gate - ⊕BN-5942900-A	1	79	56
B5A 5942901-A	L. H. - lift gate - ⊕BN-5942901-A	1	79	56
42909 RETAINER (BACK WINDOW OUTSIDE UPPER MOULDING END)				
B9MB 5742909-A	(a)	2	57, 63	59
353911-S100	Nut and washer assy. - No. 10-24	2	a	
42936 SPRING (LIFT GATE HINGE)				
B5A 5942936-A	Approx. 7-5/8" free length between hooks - O.D. 3/4" & having 50 coils - ⊕BN-5942936-A	2	79	56
43000-1 HINGE (TAILGATE)				
B5A 5943000-B	Tailgate - ⊕BN-5943000-A	2	79	56
BAE 5643000-D	R. H.	1	56, 77	57/58
PB9M 5643000-A	R. H. - ⊕1003706	1	56, 77	59
PB9M 5643001-A	L. H. - ⊕1003707	1	56, 77	59
43005 NAME PLATE (LUGGAGE COMPARTMENT DOOR LOCK CYLINDER)				
BAF 6443005-A	Zinc die cast - used with air suspension ride	1	All except 56, 77	58
43012-3 BAR (TAILGATE COUNTER BALANCE TORQUE)				
BAE 5643012-B	R. H. - spring steel - 32-13/32" long	1	56, 77	57/58
BAE 5643013-B	L. H. - spring steel - 32-13/32" long	1	56, 77	57/58
B9MB 5643012-B	R. H.	1	56, 77	59
B9MB 5643013-B	L. H.	1	56, 77	59
43015 COVER (TAILGATE COUNTER BALANCE TORQUE BAR OPENING)				
B9MB 5643015-A		2	56, 77	59
43030 PIN (TAILGATE HINGE)				
BA 5943030-A	3/8" dia. x 3-9/16"	2	56, 77, 79	56/58
43102 LOCK (LIFT GATE)				
B5A 5943102-C	Lift gate - ⊕BN-5943102-C (a)	1	79	56
50812-S8	Screw & washer assy. - pan hd. cr. rec. - No. 12-20 x 1/2" - used for lift gate	2	a	
50834-S8	Screw & washer assy. - pan hd. cr. rec. - No. 12-24 x 7/8" - used for lift gate	2	a	
43114 COVER (TAILGATE LOCK ACCESS)				
B5A 5943114-AP	For tailgate - steel - approx. length 7-5/16" - with (1) hole 1" dia. (3) slots 1/4" x 1/2" - ⊕BN-5943114-AP (a)	1	79	56
45176-S32	Nut-spring-No. 8-15	4	a	
50805-S8	Screw & washer assy. - pan hd. cr. rec. - No. 12-24 x 3/8"	4	a	
52352-S13	Screw-oval hd. cr. rec. tap. - No. 8-15 x 5/8"	4	a	
43116 PLATE (TAILGATE INNER PANEL LOCK ACCESS OPENING) COVER				
BAE 5643116-A		2	56, 77	57/58
PB9M 5643116-A	⊕1006063	1	56, 77	59

GROUP AND PART NUMBER	DESCRIPTION. SIZE. ETC.	NO. REQ'D	MODEL OR ENGINE CUBIC INCH DISPLACEMENT	YEAR 19__
43132 COVER (LIFT GATE LOCK ACCESS)				
B2A 5943132-A	For lift gate - o/all length approx. 8-7/8" - ⊕BN-5943132-AP	(a) 1	79	56
45176-S32	Nut-spring-No.8-15	4	a	
50805-S8	Screw & washer assy. -pan hd. cr. rec. - No.12-24 x 3/8"	4	a	
52352-S13	Screw-oval hd. cr. rec. tap. -No.8-15 x 5/8"	4	a	
43145 KNOB (LIFT GATE LOCK RELEASE LEVER)				
BA 5943145-A	Aceto Butyrate	1	79	56
43146-7 PLATE (TAILGATE LOCK STRIKER)				
B5A 5943146-A	R.H. - hard chrome finish with (2) c/sunk holes (a) ⊕BN-5943146-A	2	56, 77, 79	56/58
B5A 5943147-A	L.H. - hard chrome finish with (2) c/sunk holes (a) ⊕BN 5943147-A	1	56, 77, 79	56/58
PB9M 5643146-A	R.H. - ⊕1003480	(b) 1	56, 77	59
PB9M 5643147-A	L.H. - ⊕1003481	(b) 1	56, 77	59
352282-S8	Screw and washer assy. -5/16"-24 flat hd.	4	b	
353382-S8	Screw and washer assy. -flat hd. -5/16"-24 x 1"	6	a	
43150-1 LOCK ASSEMBLY (TAILGATE)				
BA 5943150-A	R.H. - tailgate	(a) 1	79	56
BA 5943151-A	L.H. - tailgate	(a) 1	79	56
BAF 5643150-A	R.H.	1	56, 77	57/58
BAF 5643151-A	L.H.	1	56, 77	57/58
COMB 5643150-A	R.H.	1	56, 77	59
COMB 5643151-A	L.H.	1	56, 77	59
50698-S8	Screw & washer assy. -oval hd. cr. rec. - No.12-24 x 1/2"	8	a	
43152 SHIM (TAILGATE LOCK STRIKER PLATE)				
B5A 5943152-A	Cotton drill or steel & asbestos with (2) 11/32" dia. holes - ⊕BN-593152-A	AR	79	56
PB9M 5643152-A	⊕1003477	AR	56, 77	59
43154 SEAL (TAILGATE LOCK ACCESS HOLE)				
BF 5943154-A	NS-Rubber - approx. 2-3/4" x 3" with (1) 25/32" dia. hole - make locally	1	79	56
43157 PLATE (TAILGATE NAME)				
BAF 5643157-B	Zinc die casting - chrome finish block lettered "MERCURY" - also used on front fenders body type 58C, 64B	1	56, 77	58
43170 CONTROL (TAILGATE LOCK RELEASE)				
BA 5943170-A		(a) 1	79	56
BAE 5643170-D		1	56, 77	57/58
COMB 7743170-A		1	56, 77	59
50805-S8	Screw & washer assy. -pan hd. cr. rec. - No.12-24 x 3/8"	4	a	
43200 LOCK (LUGGAGE COMPARTMENT DOOR)				
B5A 7043200-B	⊕BN-7043200-B	1	All except 79	56
B7A 7043200-A	⊕BAC-7043200-A	(a) 1	All except 56, 77	57/58
B9AB 6443200-A		1	57, 58, 63, 64, 76	59
34805-S8	Lockwasher-1/4"	4	a	
39894-S8	Screw-1/4"-20 x 5/8"	4	a	

GROUP AND PART NUMBER	DESCRIPTION, SIZE, ETC.	NO. REQ'D	MODEL OR ENGINE CUBIC INCH DISPLACEMENT	YEAR 19__
43226 LINK (LUGGAGE COMPARTMENT DOOR LOCK ACTUATING)				
BU 7043226-B	Steel wire - approx. length 3-3/16"	1	All except 79	56
BAE 6443226-A		1	All except 56, 77	57
BAF 6443226-A		1	All except 56, 77	58
B9MB 6443226-A		1	All except 56, 77	59
43252 STRIKER (LUGGAGE COMPARTMENT DOOR LOCK)				
B5A 7043252-C	Steel - approx. length 2-3/16" and having (2) slot holes 11/32" x 21/32" - ⊕BN-7043252-C	1	All except 79	56
B9LB 5743252-A		1	All except 56, 77	57/58
B9A 6443252-A	Use on units up to 4-16-59 - ⊕1019236	1	All except 56, 77	59
B9AB 6443252-A	Use on units after 4-16-59	1	All except 56, 77	59
359006-S2	Screw & washer-hex. hd. -5/16"-24 x 3/4"	2	a	
43400 HANDLE (LIFT GATE) OUTSIDE				
B5A 5943400-A	⊕BN-5943400-A (a)	1	79	56
50834-S8	Screw & washer assy. -pan hd. cr. rec. - No. 12-24 x 7/8"	2	a	
43431 CYLINDER (LIFT GATE) WITH KEYS				
BC 7943431-A		1	79	56
43436 EXTENSION (LIFT GATE LOCK CYLINDER)				
B5A 5943436-B	Die casting - approx. length 1" - ⊕BN-5943436-B	1	79	56
43446 COVER (LIFT GATE LOCK CYLINDER KEY HOLE)				
B5A 5943446-A	Chrome finish - zinc die cast - ⊕BN-5943446-A	1	79	56
43500 HANDLE (LUGGAGE COMPARTMENT DOOR)				
BU 7043500-F	Chrome finish	1	All except 79	56
BU 7943500-C	Chrome finish - used as ornament assy. for tailgate	1	79	56
BAE 5643500-A	Chrome finish - used as ornament for tailgate	1	56, 77	57
BAE 6443500-A	Chrome finish	1	All except 56, 77	57
43505 CYLINDER (LUGGAGE COMPARTMENT DOOR WITH KEYS)				
BC 7043505-B		1	All except 79	56
BAE 6443505-A		1	All except 56, 77	57/58
	Used with black window electric regulator only	1	56, 77	57/58
PB9M 5643505-A	⊕1013024	1	57, 58, 63, 64, 76	59
	Use for electric back window regulator handle up to 12-1-58, B9MB-3689-B after 12-1-58	1	56, 77	59
43507 LOCK SET (LUGGAGE & GLOVE COMPARTMENT DOOR)				
B9MB 5643507-C	Use with electric lock	1	77	59
B9MB 5643507-D	Use with manual lock	1	77	59
43508 HANDLE (LUGGAGE COMPARTMENT DOOR) LESS CYLINDER SLEEVE				
BAE 6443508-A		(a) 1	All except 56, 77	57
354479-S7	Nut and washer-No. 10-24	4	a	
43514 COVER (LUGGAGE COMPARTMENT DOOR LOCK KEYHOLE)				
BU 7043514-C	Zinc die cast - chrome finish includes spring	1	All except 79	56
43516 COVER (LUGGAGE COMPARTMENT DOOR LOCK CYLINDER KEY HOLE)				
BAE 6443516-B	Zinc die cast - chrome finish	1	All except 56, 77	57
BAF 6443516-C	Zinc die cast - chrome finish	1	All except 56, 77	58
PB9M 5743516-A	Chrome finish - ⊕1004399	1	All except 56, 77	59

GROUP AND PART NUMBER	DESCRIPTION, SIZE, ETC.	NO. REQ'D	MODEL OR ENGINE CUBIC INCH DISPLACEMENT	YEAR 19__
43531 PAD (LUGGAGE COMPARTMENT DOOR HANDLE)				
BU 7043531-B	Rubber	1	All except 79	56
BAE 6443531-A	Rubber	1	All	57
BAF 6443531-B	Rubber or vinyl	1	All except 56, 77	58
43562 KEY (LUGGAGE COMPARTMENT DOOR LOCK)				
BC 7043562-A	Nickle plated	2	All except 79	56
BAE 6443562-A	Nickel plated	2	All	57
		2	56, 77	58
PB9M 5643562-A	⊕1013037	2	All	59
43564 RETAINER (LUGGAGE COMPARTMENT DOOR HANDLE MEDALLION)				
BU 7043564-A	Steel - approx. 2-1/4" x 8-25/32" - (1) used for luggage compartment door handle - (1) used for tailgate ornament	1	All	56
43565 SPACER (LUGGAGE COMPARTMENT DOOR LOCK CYLINDER)				
BAF 6443565-B		(a) 1	All except 56, 77	57/58
351548-S8	Washer-flat	1	a	
356164-S8	Nut-hex. -13/16"-16	1	a	
43567 SPRING (LUGGAGE COMPARTMENT DOOR LOCK KEYHOLE COVER)				
BU 7043567-C		1	All except 56, 77	56
B5A 7043567-A	Music wire - 10-1/2" coils - 13/16" free length - R. H. coil - ⊕BN-7043567-A	1	All except 56, 77	57 & 59
B9A 6443567-A	Music wire - 10-1/2" coils - 13/16" free length - L. H. coil - ⊕BAF-6443567-A	1	All except 56, 77	58
43603 SLEEVE (LUGGAGE COMPARTMENT DOOR LOCK CYLINDER)				
B5A 7043603-B	⊕BV-7043603-B	1	All except 79	56
BAE 6443603-B		(a) 1	All except 56, 77	57
BAF 6443603-C		(b) 1	All except 56, 77	58
		1	58C, 64B	58
26457-S	Screw-rd. hd. -No. 8-32 x 1/4"	2	a	
34902-S2	Washer-external tooth lock-No. 8	2	a	
351548-S8	Washer-flat-27/32"	1	b	
356164-S8	Nut-hex. -13/16-16	1	b	
43706 WEATHERSTRIP (LIFT GATE & TAILGATE)				
B5A 5943706-C	Rubber - located on body rear top and sides - ⊕BN-5943706-C	1	79	56
43720 WEATHERSTRIP (LUGGAGE COMPARTMENT DOOR)				
BAK 5743720-A	Rubber - cut to proper length	1	All except 79	56
B8S 5743720-A	Rubber - 203-27/32" long - cut to size for all models - ⊕BAK-5743720-A	1	All except 56, 77	57/58
PB9M 5743720-A	185-1/2" long - cut to length - ⊕1002771	1	57A, B, 58, 63A, B, 64, 76A, B	59
	193-39/64" long	1	57C, 63C, 76C	59
43726 WEATHERSTRIP (TAILGATE BOTTOM) OUTER				
B5A 5943726-A	Rubber - approx. length 46" - ⊕BN-5943726-A	1	79	56
43815 CYLINDER (TAILGATE LOCK WITH KEYS) MANUAL				
BAF 5643815-A	Use with manual window only	1	56, 77	57/58
PB9M 5643815-A	⊕1006031	1	56, 77A	59
43834 RETAINER (TAILGATE LOCK RELEASE ROD TO TRIGGER)				
BAE 5643834-A	L. H. - steel	1	56, 77	57/58

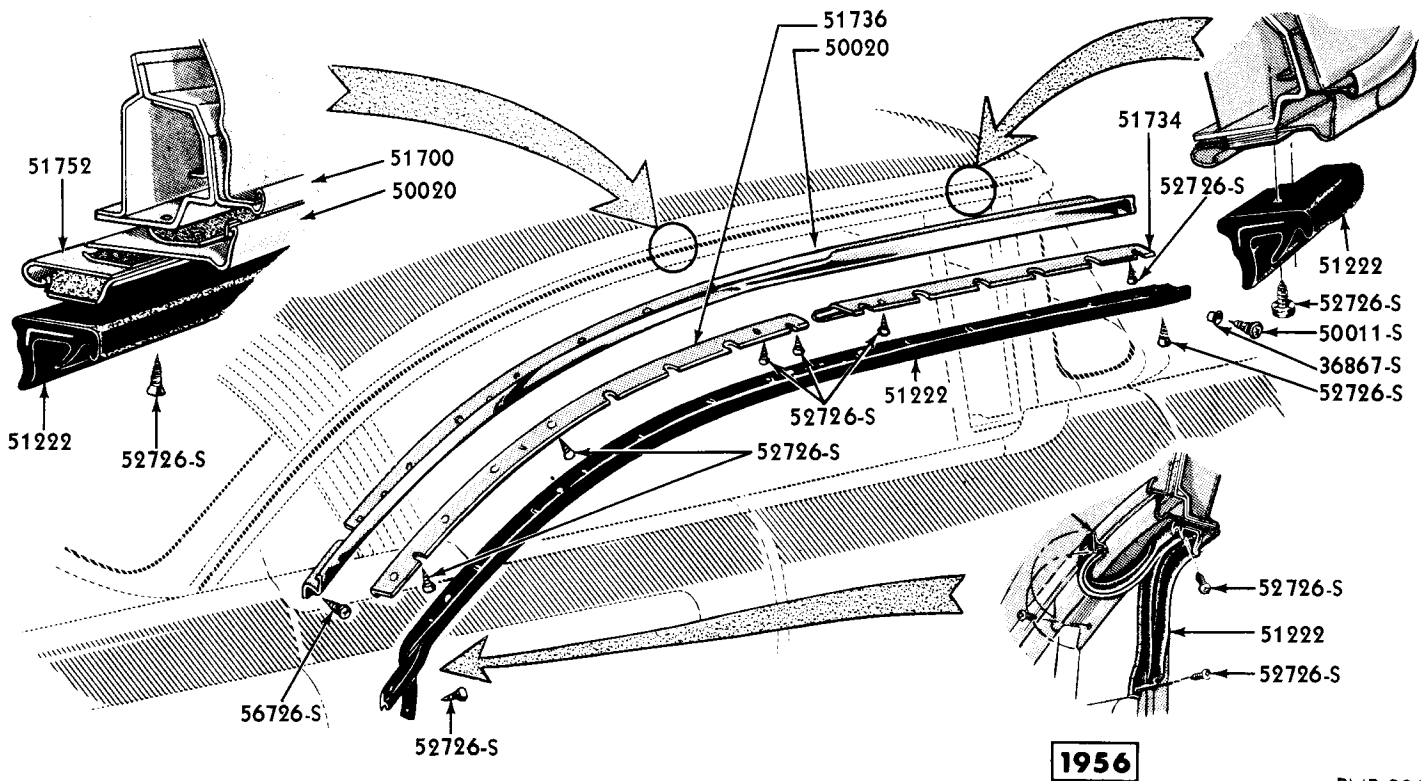
GROUP AND PART NUMBER	DESCRIPTION, SIZE, ETC.	NO. REQ'D	MODEL OR ENGINE CUBIC INCH DISPLACEMENT	YEAR 19____
43847 RETAINER (LUGGAGE COMPARTMENT DOOR LOCK EXTENSION)				
B8A 7043847-A	⊕BAD-7043847-B	1	All except 56,77	59
43880-1 ROD (TAILGATE LOCK CONTROL)				
BAE 5643880-B	R.H. - steel - 24-1/8" long	1	56,77	57/58
BAE 5643881-B	L.H. - steel - 20" long	1	56,77	57/58
COMB 7743880-A	R.H. - ⊕1003488	1	56,77	59
COMB 7743881-A	L.H. - ⊕1003489	1	56,77	59
43894 ROD (TAILGATE LOCK TRIGGER RELEASE)				
BAE 5643894-A	Steel - 14-5/8" long	1	56,77	57/58
PB9M 5643894-A	⊕1003492	1	56,77	59
43964-5 WEATHERSTRIP (TAILGATE) SIDE ON BODY				
BAE 5643964-B	R.H. - rubber	1	56,77	57/58
BAE 5643965-B	L.H. - rubber	1	56,77	57/58
43994-5 WEATHERSTRIP (TAILGATE - UPPER CORNER ON BODY)				
COMB 7743994-A	R.H.	1	56,77	59
COMB 7743995-A	L.H.	1	56,77	59
44242 PANEL (TAILGATE HINGE) COVER				
BAF 5644242-AP	In prime - less soft trim (a)	1	56,77	57/58
	34058-S8 Nut-hex. -No. 10-24	5	a	
	34903-S8 Lockwasher-No. 10	5	a	
	358552-S100 Clip	5	a	
44250 HINGE (TAILGATE HINGE COVER PANEL)				
BAE 5644250-A		1	56,77	57/58
44256 SPRING (TAILGATE HINGE COVER)				
BAE 5644256-A		1	56,77	57/58
44258 PIN (TAILGATE HINGE COVER PANEL-HINGE)				
BAE 5644258-A		1	56,77	57/58
44260 STOP (TAILGATE HINGE COVER PANEL)				
BAE 5644260-A		2	56,77	57/58
44262 BRACKET (TAILGATE HINGE COVER STOP MOUNTING)				
BAE 5644262-A		2	56,77	57/58
44400-1 SUPPORT (TAILGATE)				
B5A 5944400-A	R.H. - ⊕BN-5944400-A (a)	1	79	56
B5A 5944401-A	L.H. - ⊕BN-5944401-A (a)	1	79	56
BAE 5644400-D	R.H.	1	56,77	57/58
BAE 5644401-D	L.H.	1	56,77	57/58
B9MB 5644400-A		2	56,77	59
	20347-S8 Bolt-hex. hd. -5/16"-24 x 3/4"-attaches support to tailgate	4	a	
	34806-S7 Washer-spring lock-5/16"	4	a	
	357371-S8 Screw & washer assy. -flat hd. cr. rec. - 5/16"-24 x 3/4"-attaches support to pillar	4	a	

GROUP AND PART NUMBER	DESCRIPTION, SIZE, ETC.	NO. REQ'D	MODEL OR ENGINE CUBIC INCH DISPLACEMENT	YEAR 19_____
44432 STRIP (TAILGATE SKID)				
B5A 5944432-B	Rustless steel - approx. 23/32" x 11-27/32" - (a) ⊕BN-5944432-B	4	79	56
BAE 5644432-A	Rustless steel - 11/16" x 21/32"	4	56,77	57/58
PB9M 5644432-A	Rustless steel - 13-3/64" long - ⊕1004062 (b)	4	56,77	59
52031-S13	Screw-flat hd. cr. rec. tap. -No. 14-19 x 7/8"	8	a	
52360-S13	Screw-oval hd. cr. rec. -No. 8-15 x 3/4"	2	b	
44435 HANDLE (TAILGATE LATCH)				
BA 5944435-A	Chrome finish - zinc die cast (a)	1	79	56
50012-S8	Screw-flat hd. cr. rec. -No. 8-32 x 1/2"	1	a	
44449 HANDLE (TAILGATE LATCH)				
PB9M 5644449-A	Chrome finish - zinc die cast - ⊕1003493	1	56,77	57/59
44482 BUMPER (TAILGATE SUPPORT)				
BAE 5644482-A	Rubber - 1-1/2" long	2	56,77	57/58
PB9M 5644482-A	⊕1003494	2	56,77	59
44553 SHIM (TAILGATE SUPPORT)				
COMB 7744553-A		2	77	59
44680-1 MOULDING (BACK WINDOW OUTSIDE SIDE) LOWER				
PB9M 5744680-A	R. H. - ⊕1014750 (a)	1	57,63	59
PB9M 5744681-A	L. H. - ⊕1014751 (a)	1	57,63	59
353911-S100	Nut and washer assy. -No. 10-24	2	a	
44890-1 BAR (LUGGAGE COMPARTMENT DOOR HINGE TORSION)				
B9A 5844890-A	R. H. - ⊕1003854	1	57,58,63,64,76	59
B9A 5844891-A	L. H. - ⊕1003855	1	57,58,63,64,76	59
45006-7 TROUGH (BACK WINDOW SIDE DRAIN)				
PB9M 5845006-A	R. H. - ⊕1017106	1	58,64	59
PB9M 5845007-A	L. H. - ⊕1017107	1	58,64	59
45100-1 TROUGH (LUGGAGE COMPARTMENT DOOR OPENING DRAIN) SIDE				
BV 7045100-A	R. H. - steel - includes bracket door bumper	1	All except 79	56
BV 7045101-A	L. H. - steel - includes bracket door bumper	1	All except 79	56
45114-5 TROUGH (LUGGAGE COMPARTMENT DOOR OPENING DRAIN) SIDE				
BAF 5745114-B	R. H. - cut to size for models 75B, 76C	1	57C, 63C, 75B, 76C	58
BAF 5745115-B	L. H. - cut to size for models 75B, 76C	1	57C, 63C, 75B, 76C	58
PB9M 5745114-A	R. H. - ⊕1001842	1	57C, 63C, 76C	59
PB9M 5745115-A	L. H. - ⊕1001843	1	57C, 63C, 76C	59
PB9M 5845114-A	R. H. - ⊕1001844	1	57A, B, 58, 63A, B, 64, 76A	59
PB9M 5845115-A	L. H. - ⊕1001845	1	57A, B, 58, 63A, B, 64, 76A	59
45120-1 TROUGH (LUGGAGE COMPARTMENT DOOR OPENING LOWER CORNER DRAIN)				
BAE 7645120-A	R. H.	1	65, 75A, 76A, B	57/58
BAE 7645121-A	L. H.	1	65, 75A, 76A, B	57/58
BAF 7645120-A	R. H.	1	75B, 76C	58
BAF 7645121-A	L. H.	1	75B, 76C	58
PB9M 5745120-A	R. H. - ⊕1001532	1	All except 56,77	59
PB9M 5745121-A	L. H. - ⊕1001533	1	All except 56,77	59
45128 CLIP (LUGGAGE COMPARTMENT SIDE LINING BOARD) RETAINING				
PB9M 5645128-A	⊕1016070	2	All except 56,77	59

GROUP AND PART NUMBER	DESCRIPTION, SIZE, ETC.	NO. REQ'D	MODEL OR ENGINE CUBIC INCH DISPLACEMENT	YEAR 19__
45204 BEZEL (LOWER BACK PANEL REFLECTOR)				
PB9M 5745204-B	Chrome finish - @1018303	2	All except 56,77	59
45416-7 LINING BOARD (LUGGAGE COMPARTMENT) SIDE				
BV 5845416-AA	R.H. - gray basket weave cardboard	1	57, 58	56
BV 5845417-AA	L.H. - gray basket weave cardboard	1	57, 58	56
BV 6045416-AA	R.H. - gray basket weave cardboard	1	64	56
BV 6045417-AA	L.H. - gray basket weave cardboard	1	64	56
BV 7045416-CA	R.H. - gray basket weave cardboard	1	70, 73	56
BV 7045417-CA	L.H. - gray basket weave cardboard	1	70, 73	56
BV 7645416-AA	R.H. - gray basket weave cardboard	1	76B	56
BV 7645417-AA	L.H. - gray basket weave cardboard	1	76B	56
45434 RETAINER (LUGGAGE COMPARTMENT LINING BOARD) SIDE				
BV 7045434-A	Side - steel - approx. 31/64" x 1-11/32"	AR	all	56
45443 LINING BOARD (LUGGAGE COMPARTMENT) FRONT				
BV 5845443-BA	Gray basket weave cardboard	1	57, 58	56
BV 6045443-BA	Gray basket weave cardboard	1	64	56
BV 7045443-DA	Gray basket weave cardboard	1	70, 73	56
BV 7645443-BA	Gray basket weave cardboard	1	76B	56
45452 RETAINER (LUGGAGE COMPARTMENT FRONT LINING BOARD)				
BV 5845452-A	Front - steel - approx. 5/8" x 43/64"	6 3	57, 58 57, 58, 63, 64, 76	56 59
45455 COVER (LUGGAGE COMPARTMENT FLOOR)				
BV 7045455-AA	Gray basket weave - vinyl coated jute	1	All except 79	56
BV 7045455-BA	Gray basket weave - vinyl coated jute - used with air conditioner	1	All except 76B, 79	56
45474 COVER (LUGGAGE COMPARTMENT FLOOR) RIGHT SIDE				
BV 7045474-AA	Gray basket weave - vinyl coated jute	1	All except 79	56
45489 COVER (LUGGAGE COMPARTMENT FUEL FILLER HOUSE)				
BV 7045489-AA	Gray basket weave - vinyl coated jute	1	All except 79	56
45806 PANEL (SPARE TIRE WELL) LESS COVER				
BAF 5645806-AP	Steel - in prime (a)	1	56, 77A	57/58
BAF 7745806-AP	Steel - in prime (a)	1	77B, C, D	57/58
359615-S2	Screw-wing-5/16"-18 x 27/32"	2	a	
359616-S8	Screw-wing-5/16"-24 x 3/4"	2	a	
45806 PANEL (STOWAGE WELL FLOOR)				
B9MB 5645806-AP	In prime - use after 12-1-58 to replace PB9M-5660827-AP - also use lock assembly B9MB-5611663-A	1	56, 77	59
45836 CHAIN (TIRE WELL PANEL CHECK)				
BAF 5645836-A	Steel - approx. length 14" (a)	1	56, 77	58/59
52729-S8	Screw-pan hd. cr. rec. tap. -No. 14-10 x 1/2"	1	a	
45844 CATCH (SPARE TIRE WELL COVER HOLD DOWN)				
B5A 5945844-A	Steel - @BN-5945844-B (a)	1	79	56
52726-S2	Screw-pan hd. cr. rec. -No. 8-15 x 1/2"	2	a	
45863 ANTI-RATTLE (SPARE TIRE WELL FLOOR COVER SUPPORT ROD)				
BAE 5645863-A	Laced cotton tube	1	56, 77	57/58

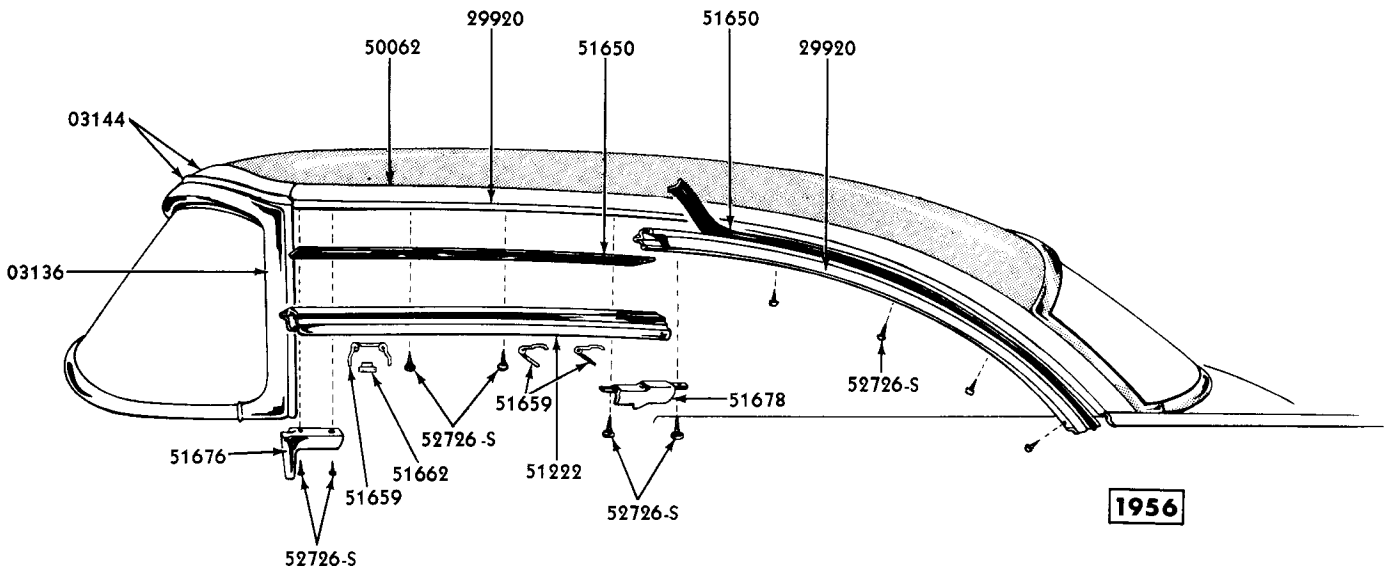
GROUP AND PART NUMBER	DESCRIPTION, SIZE, ETC.	NO. REQ'D	MODEL OR ENGINE CUBIC INCH DISPLACEMENT	YEAR 19__
45868 ROD (SPARE TIRE WELL FLOOR COVER SUPPORT)				
BAE 5645868-A	Steel - approx. length 14-11/32"	1	56,77	57/58
45870 PANEL (SPARE TIRE WELL SIDE)				
B9MB 5645870-A	Inner	1	56,77	59
45872 PANEL (SPARE TIRE WELL SIDE)				
PB9M 5645872-A	Lower - ⊕1005877	1	56,77	59
46145 KIT (LUGGAGE COMPARTMENT DOOR REMOTE CONTROL LOCK RELEASE)				
B9MB 6446145-A		1	All except 56,77	59
46506 PANEL (PACKAGE TRAY)				
BV 5846506-D	NS-Steel - used with A/cond. - make from BV-5846506-C by drilling (4) 1/4" dia. holes	1	57A, 58A	56
BU 6446506-A	NS-Steel - used with A/cond. - make from B6A-6446506-A	1	64C, D	56
BV 6446506-A	NS-Steel - used with A/cond. - make from B5A-6446506-A	1	64A	56
BV 7046506-A	NS-Steel - used with A/cond. - make from B5A-7046506-A	1	70, 73	56
B5A 7046506-A	Steel - ⊕BN-7046506-A	1	70, 73	56
BAE 6446506-A		1	57, 58, 63, 64	57/58
PB9M 5746506-A	⊕1003292	1	57, 63	59
PB9M 5846506-A	⊕1017098	1	58, 64	59
46514-5 PANEL (PACKAGE TRAY) END				
BAE 6546514-B	R.H. - steel	1	65, 75	57/58
BAE 6546515-B	L.H. - steel	1	65, 75	57/58
46602-3 STRAINER (PACKAGE TRAY OR REAR SEAT BACK TO FLOOR)				
BAE 6446602-A	R.H.	1	All except 56, 76, 77	57/58
BAE 6446603-A	L.H.	1	All except 56, 76, 77	57/58
46608-9 BRACKET (PACKAGE TRAY STRAINER TO WHEELHOUSE)				
B5A 7646608-A	NS-R.H. - steel - approx. length outer edge 5-1/2" - improvise locally - ⊕BN-7646608-A	1	76B	56
B5A 7646609-A	NS-R.H. - steel - approx. length outer edge 5-1/2" - improvise locally - ⊕BN-7646609-A	1	76B	56
BAE 6446608-A	R.H.	1	57, 58, 63, 64, 65, 75	57/58
BAE 6446609-A	L.H.	1	57, 58, 63, 64, 65, 75	57/58
BAE 7646609-A	L.H.	1	76	57/58
PB9M 5746608-A	R.H. - ⊕1009424	1	57, 63	59
PB9M 5746609-A	L.H. - ⊕1009425	1	57, 63	59
PB9M 5846608-A	R.H. - ⊕1017080	1	58, 64	59
PB9M 5846609-A	L.H. - ⊕1017081	1	58, 64	59
46610-1 STRAINER (PACKAGE TRAY TO FLOOR)				
BAE 7646610-A	R.H.	1	76	57/58
BAE 7646611-A	L.H.	1	76	57/58
PB9M 5746610-A	R.H. - ⊕1009428	1	57, 63	59
PB9M 5746611-A	L.H. - ⊕1009429	1	57, 63	59
PB9M 5846610-A	R.H. - ⊕100628	1	58, 64	59
PB9M 5846611-A	L.H. - ⊕100629	1	58, 64	59
PB9M 7646610-A	R.H. - ⊕1007176	1	76	59
PB9M 7646611-A	L.H. - ⊕1007177	1	76	59

GROUP AND PART NUMBER	DESCRIPTION, SIZE, ETC.	NO. REQ'D	MODEL OR ENGINE CUBIC INCH DISPLACEMENT	YEAR 19__
46656 PANEL (PACKAGE TRAY TRIM)				
BAE 5846656-BP	Steel - in prime	1	57B, 58B, 63B	57
BAE 6546656-BP	Steel - in prime	1	57A, 58A, 63A, 64, 65, 75	57/58
BAF 6446656-AP	Steel - in prime	1	57, 58, 63, 64	58
46663 INSULATOR (PACKAGE TRAY)				
BV 5846663-A	NS-Used with air conditioner - aluminum foil faced glass fiber - approx. 10-7/16" x 54-19/64" with (2) 5-3/4" dia. holes and (2) holes 5-9/16" x 6-15/16" - for service make from BV-7046663-C	1	57, 58	56
BV 6446663-B	Used with air conditioner - aluminum foil faced glass fiber - approx. 12-1/4" x 57-59/64" with (2) 5-5/16" dia. holes and (2) holes 5-35/64" x 6-15/16"	1	64	56
46705 CLIP (PACKAGE TRAY TRIM PANEL RETAINING)				
BAF 6446705-AR	Use with medalist only	1	58C, 64B	58
46710 BRACKET (PACKAGE TRAY EMBLEM ORNAMENT MOUNTING)				
BAE 5846710-A	Steel	1	57B, 58B, 63B	57
46718 RETAINER (PACKAGE TRAY TRIM PANEL-REAR)				
BAE 6546718-AP	In prime	1	65, 75	57/58
46726 SPACER (PACKAGE TRAY TRIM PANEL)				
PB7M 5846726-A		1	57B, 58B, 63B	57
46745 ABSORBER (PACKAGE TRAY HEAT)				
BAF 6446745-A	Fiber glass - used with A/cond.	1	57, 58, 63, 64	57/58
COMB 6346745-A	Fiber glass - used with A/cond. - 20-7/16" x 60"	1	All except 56, 76, 77	59
47071 SUPPORT (SPARE WHEEL MOUNTING)				
BAF 5747071-A		2	57C, 63C, 76C	58
47076 BRACKET (SPARE WHEEL MOUNTING)				
BN 7047076-A		1	All except 79	56
BAC 7047076-A	☆ 1957 - use on all models except 56, 77 ☆ 1958 - use on all models except 56, 57C, 63C, 76C, 77	1	All☆	57/58
BAF 5747076-B		1	56, 57C, 63C, 76C, 77	58
		1	All except 56, 77	59
47166 HINGE (SPARE TIRE WELL PANEL)				
BAE 7747166-AP	Steel - approx. length 43-1/2"	1	77B, C, D	57
BAE 5647166-AP	Steel - approx. length 44"	1	56, 77A	57/58
BAE 7747166-BP	Steel - approx. length 43-1/2"	1	77B, C, D	58



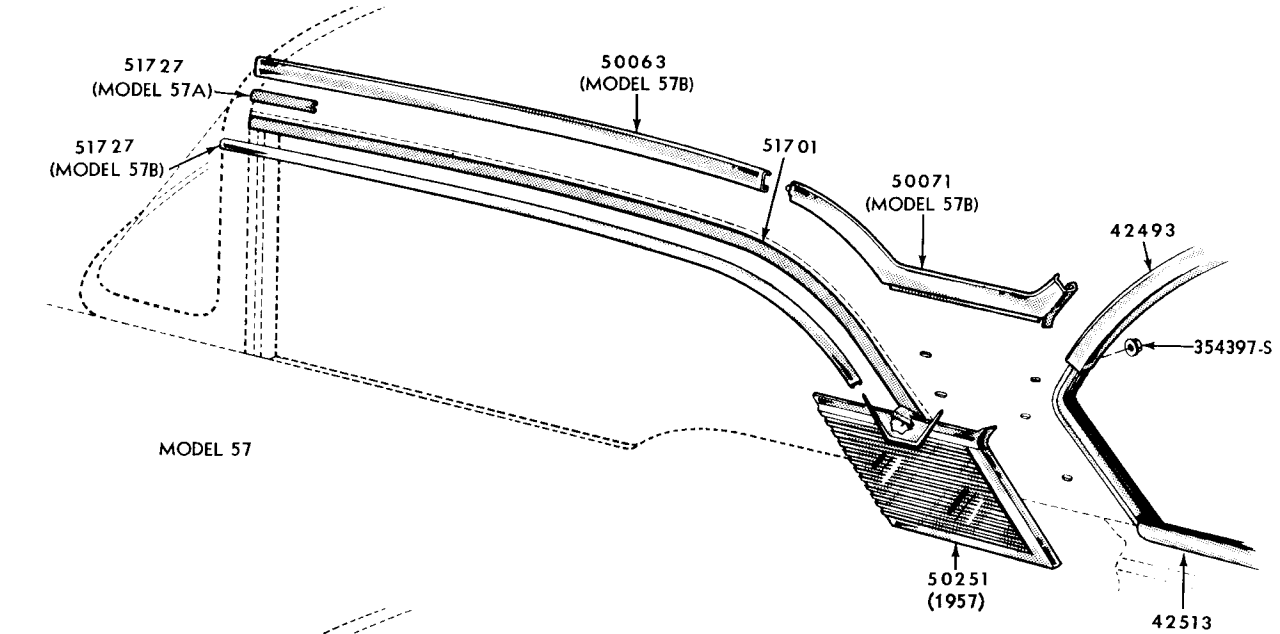
PMB-226

ROOF SIDE RAILS & WEATHERSTRIP - MODEL 57

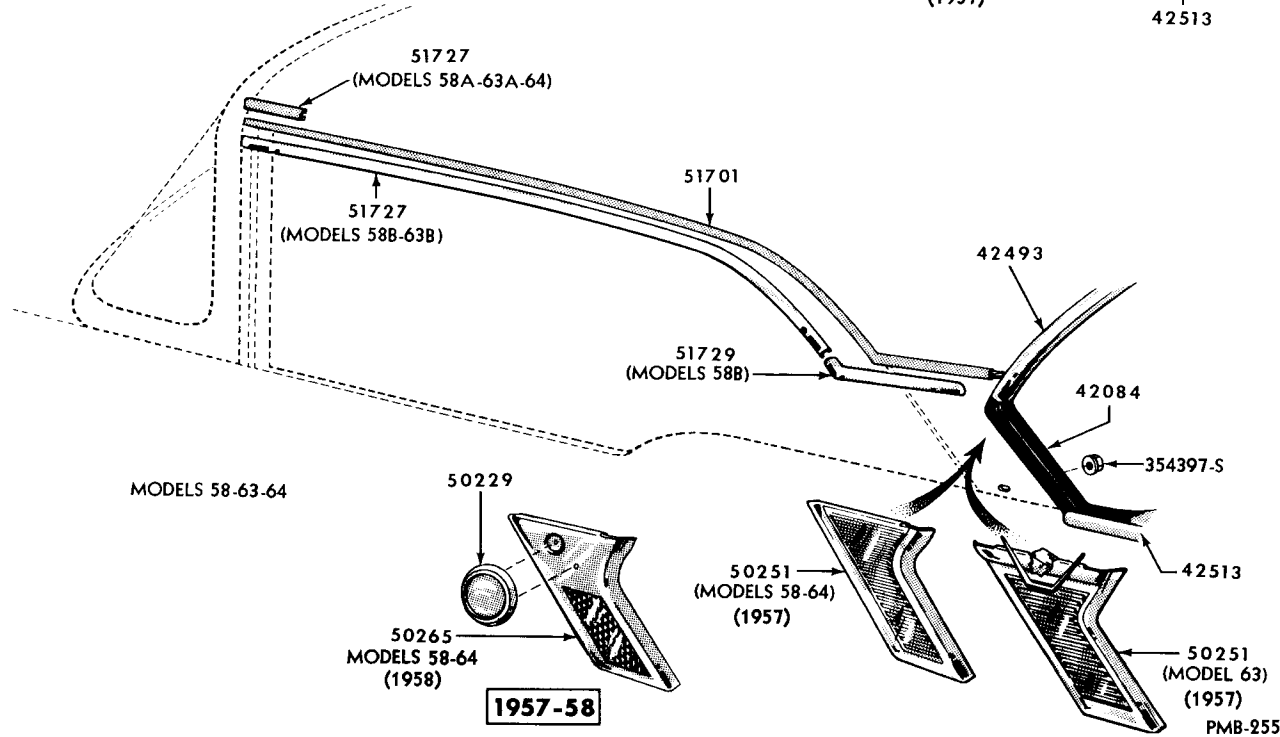


PMB-237

ROOF SIDE RAILS and WEATHERSTRIP



MODEL 57

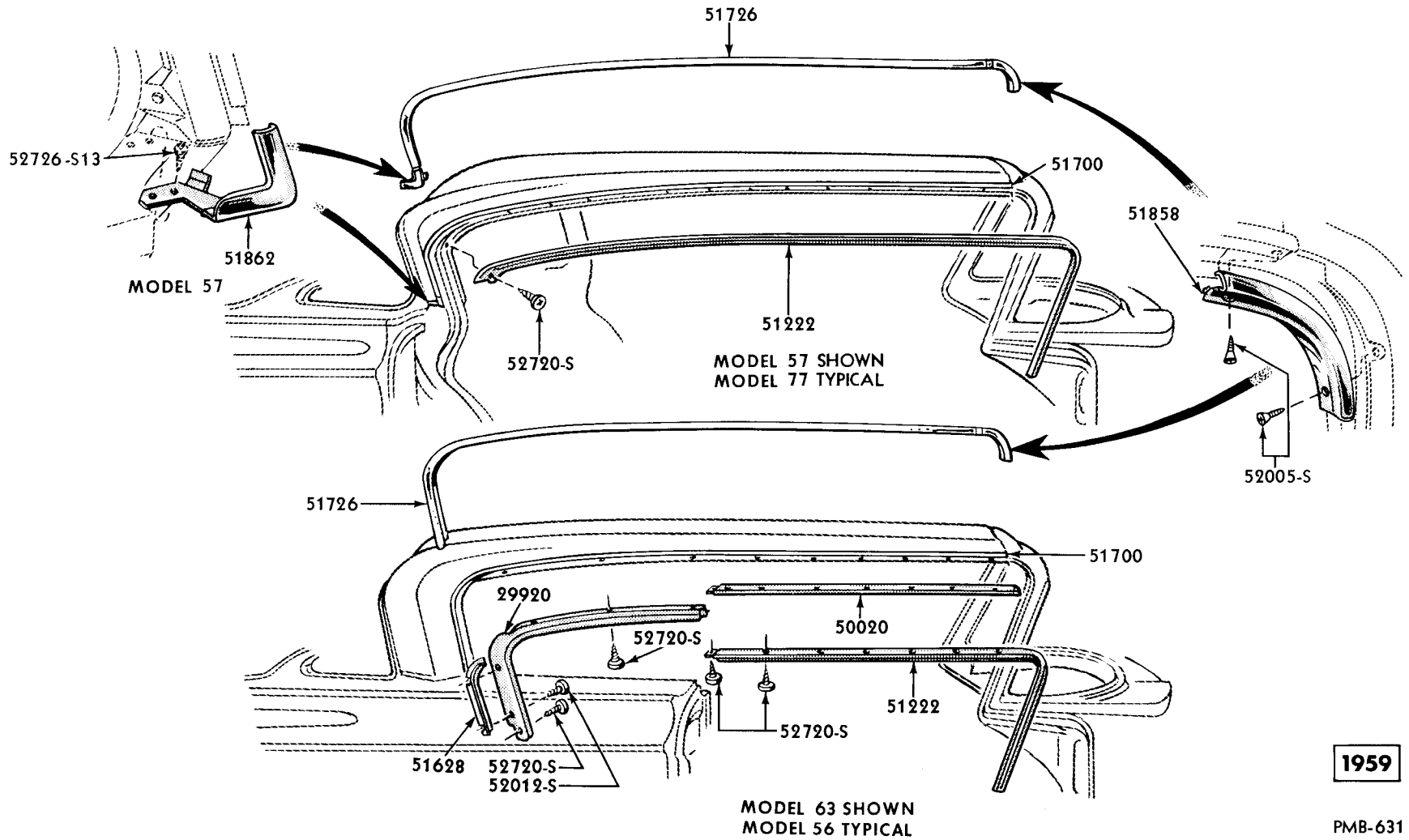


MODELS 58-63-64

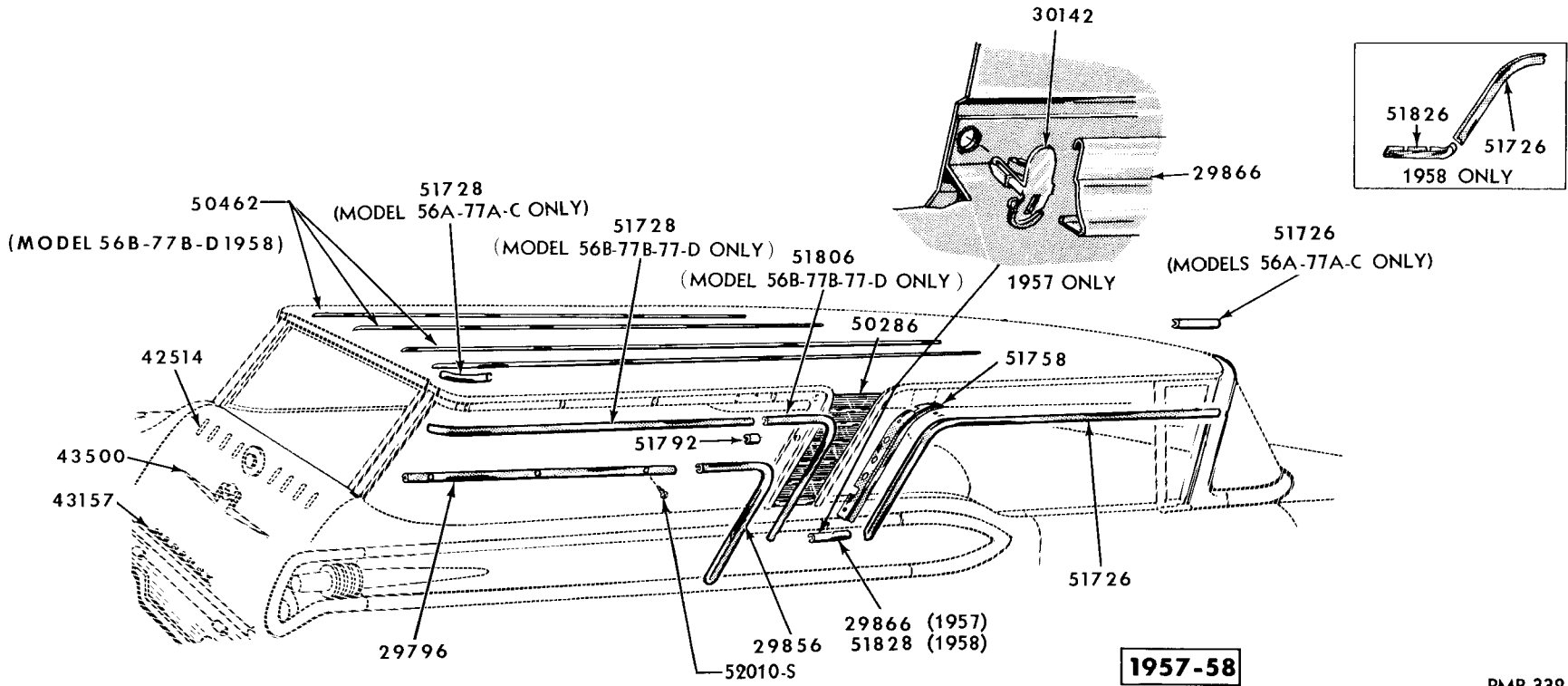
1957-58

PMB-255

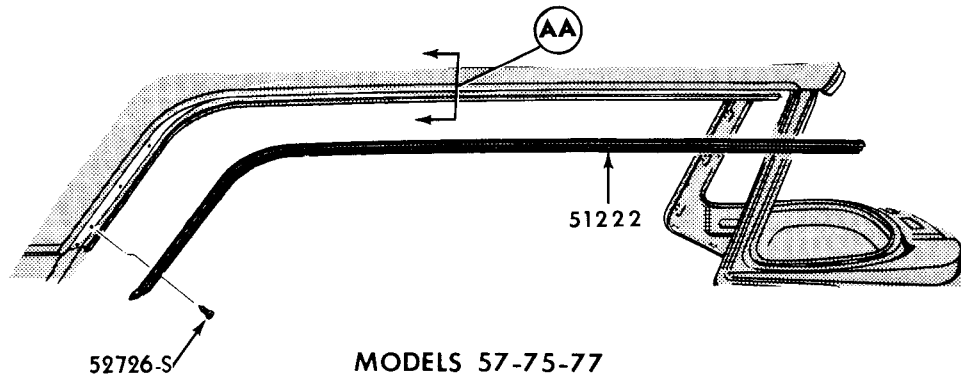
ROOF SIDE MOULDING and ORNAMENTS



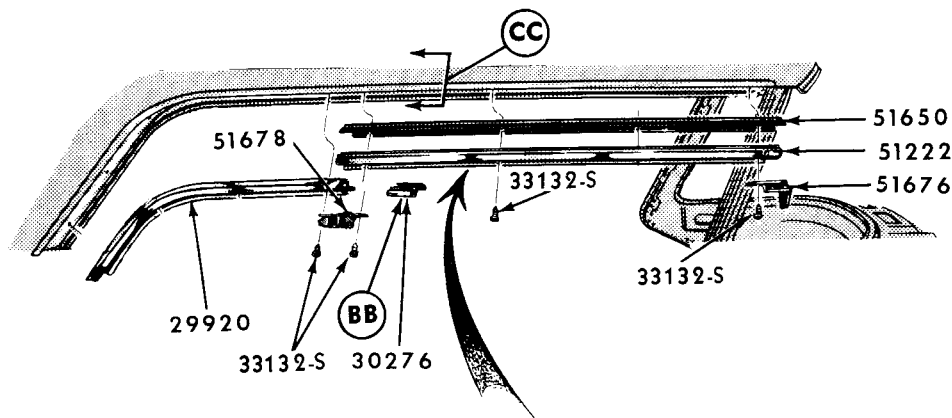
ROOF SIDE RAILS & WEATHERSTRIP



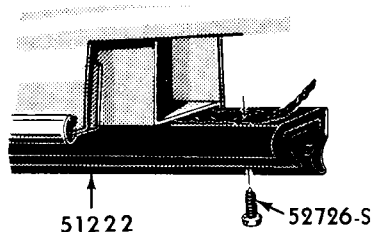
ROOF and WINDOW EXTERIOR MOULDINGS - STATION WAGON



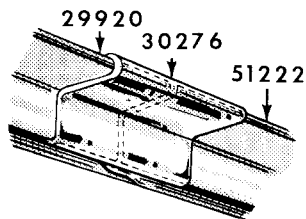
MODELS 57-75-77



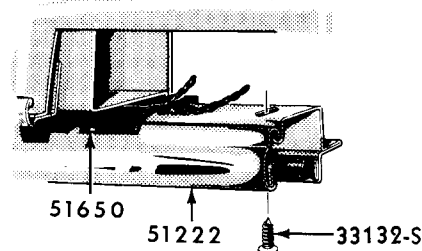
MODELS 56-63-65



SECTIONAL VIEW-AA
MODELS 57-75-77



SECTIONAL VIEW-BB
MODELS 56-63-65

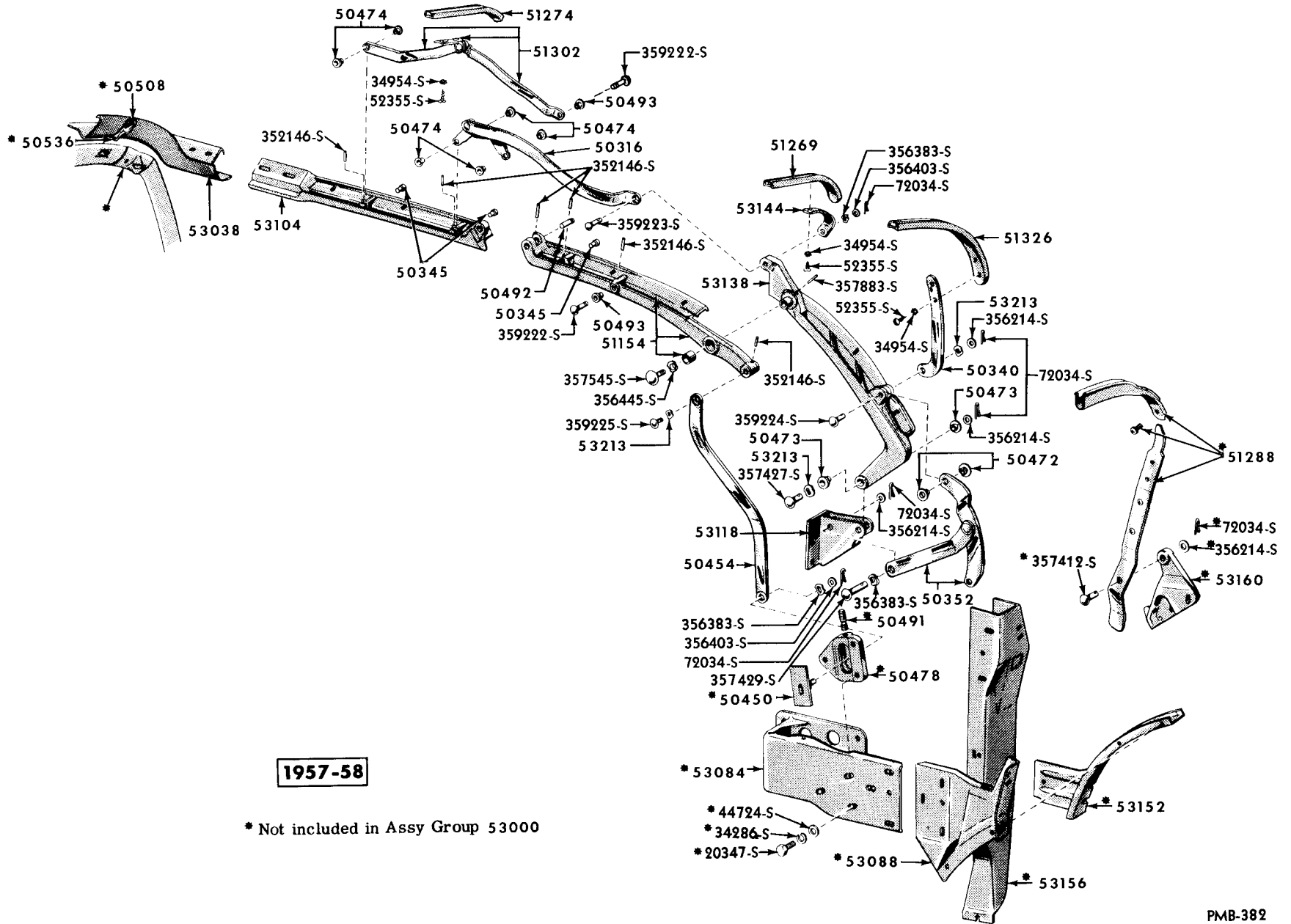


SECTIONAL VIEW-CC
MODELS 56-63-65

1957-58

PMB-340

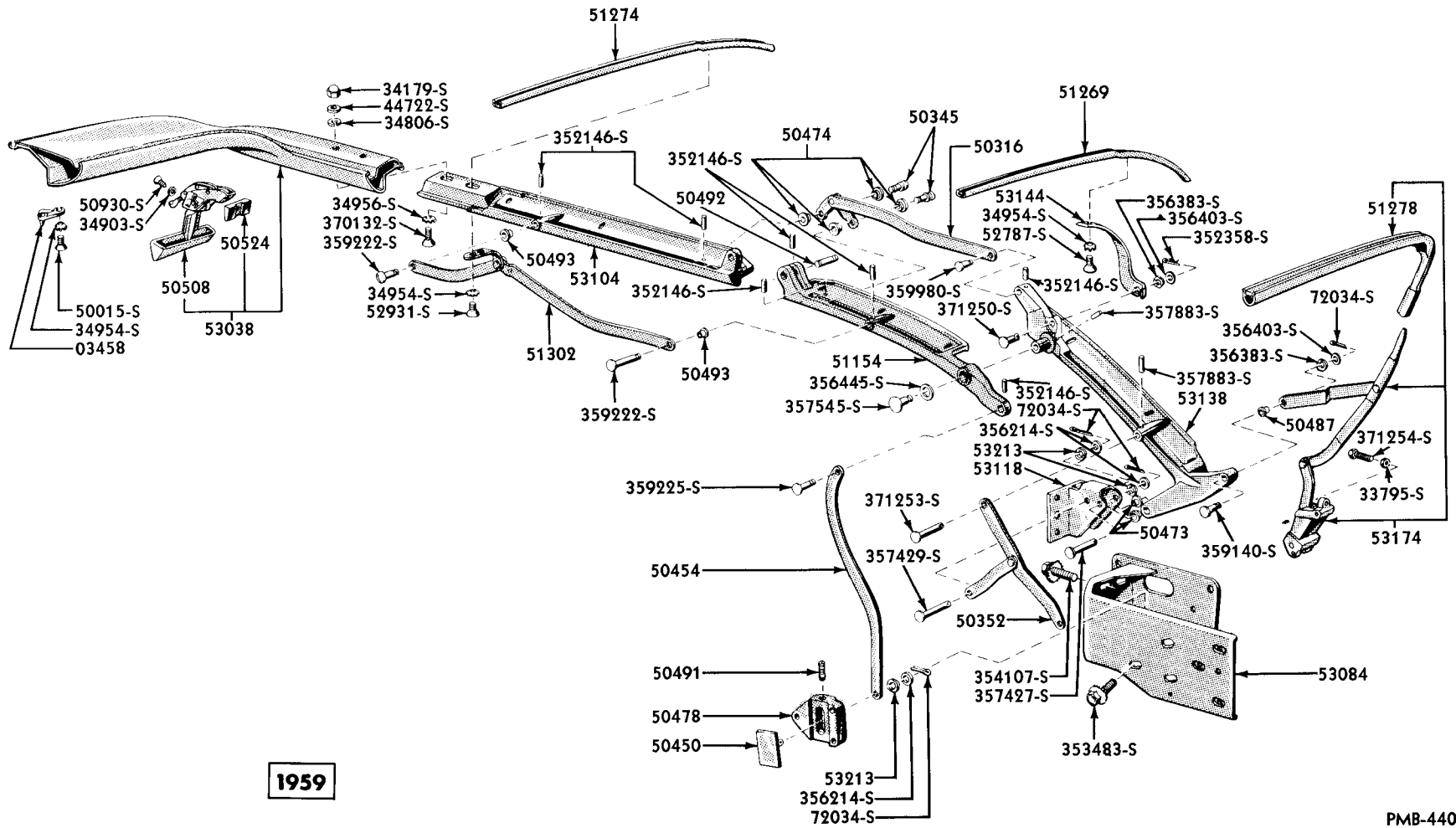
ROOF CHANNEL, WEATHERSTRIP and FLIPPER - MODELS 56, 57, 63, 65, 75, 77



1957-58

* Not included in Assy Group 53000

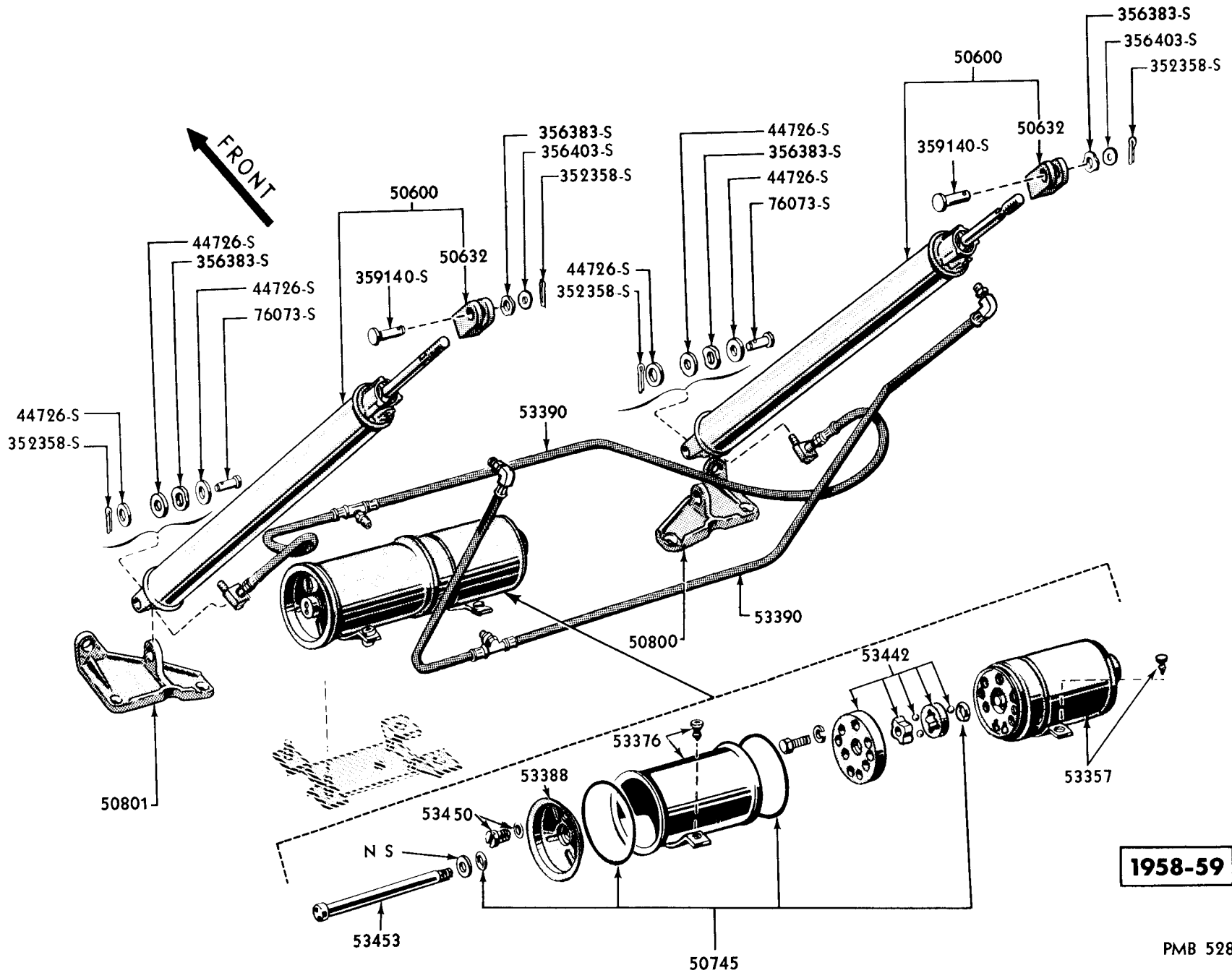
CONVERTIBLE TOP - LESS TRIM



1959

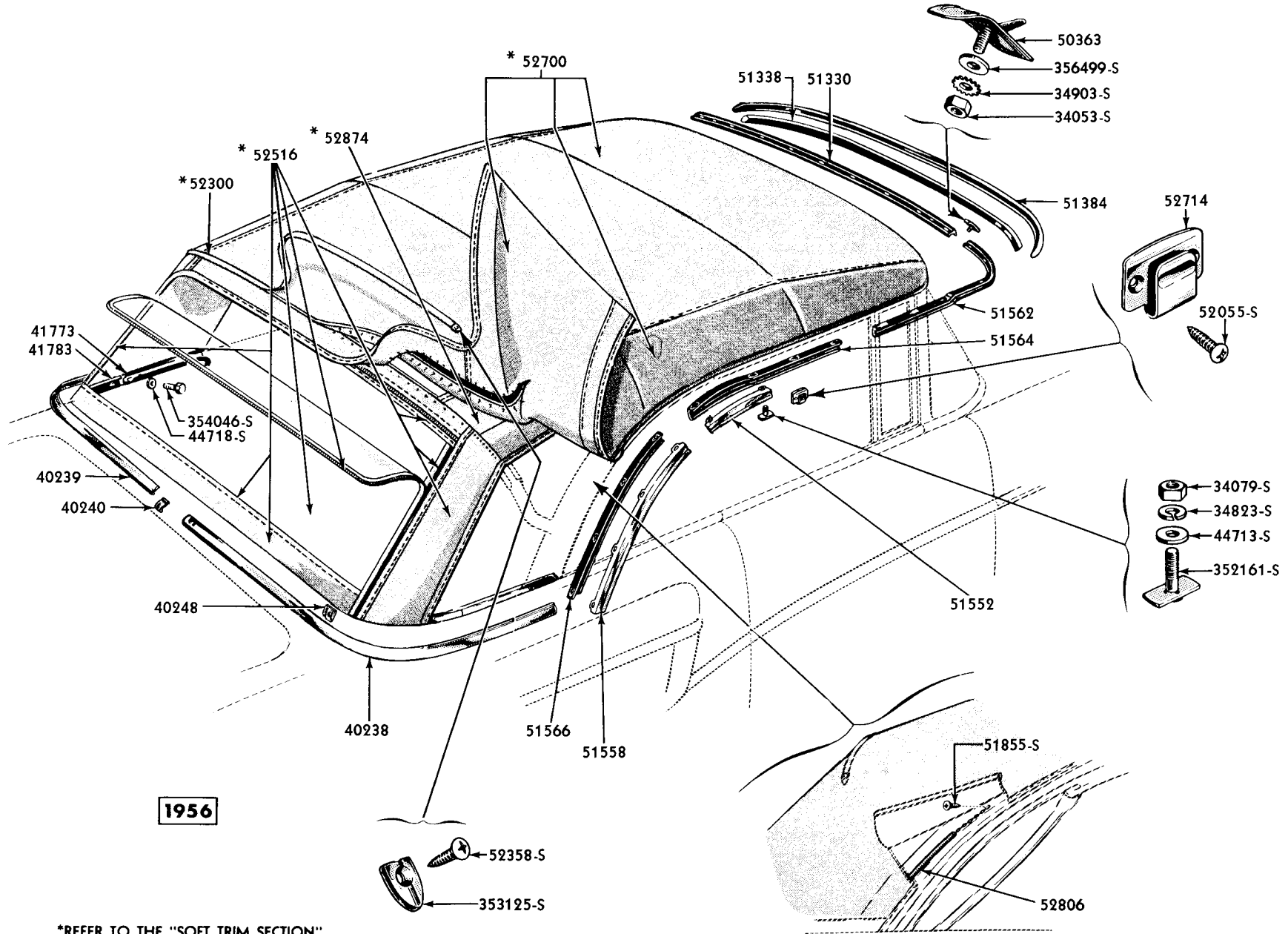
PMB-440

CONVERTIBLE TOP - LESS TRIM



1958-59

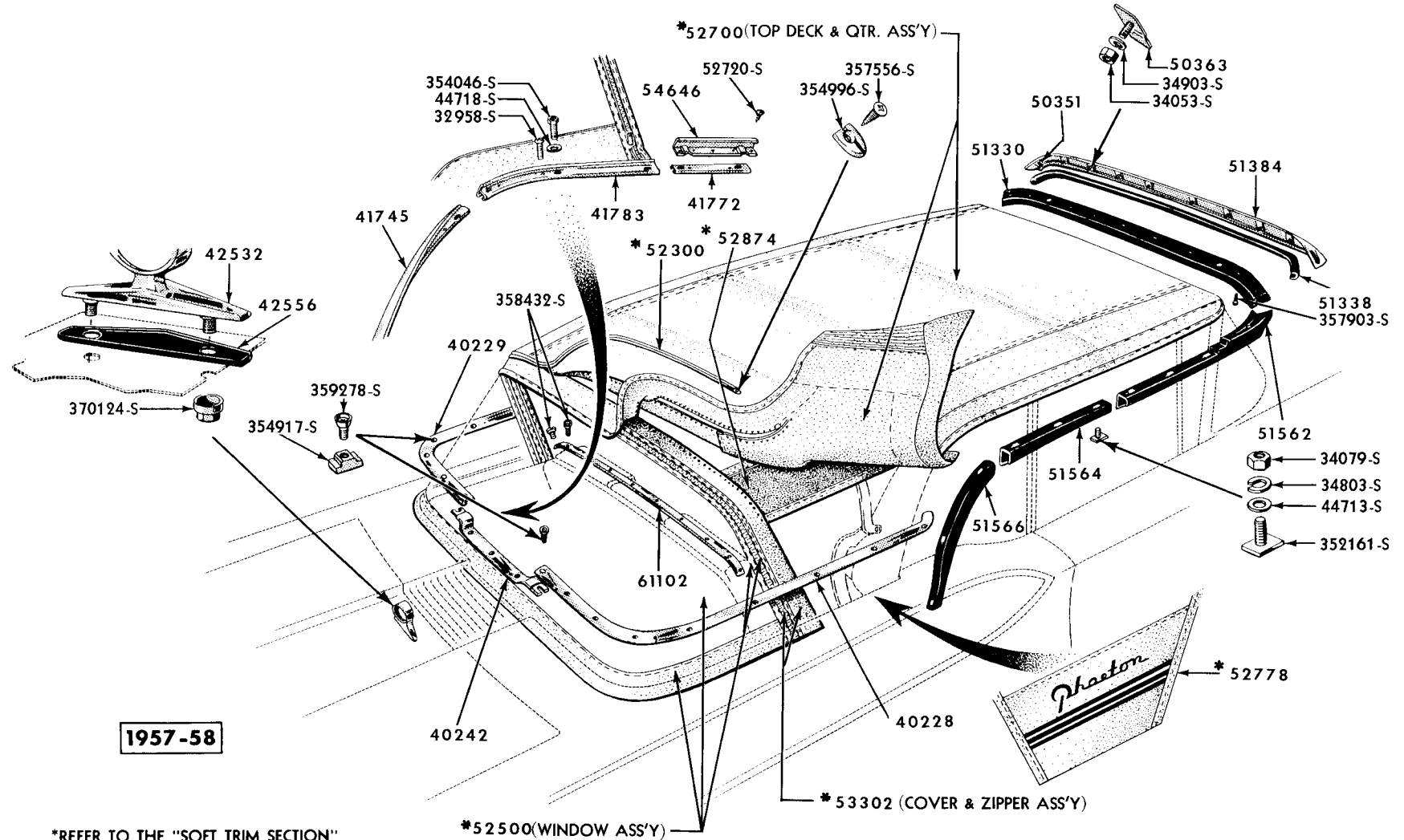
CONVERTIBLE TOP LIFT MECHANISM



1956

*REFER TO THE "SOFT TRIM SECTION" OF THE MASTER PRICE & REFERENCE LIST

CONVERTIBLE COUPE TOP EXTERIOR VIEW - MODEL 76



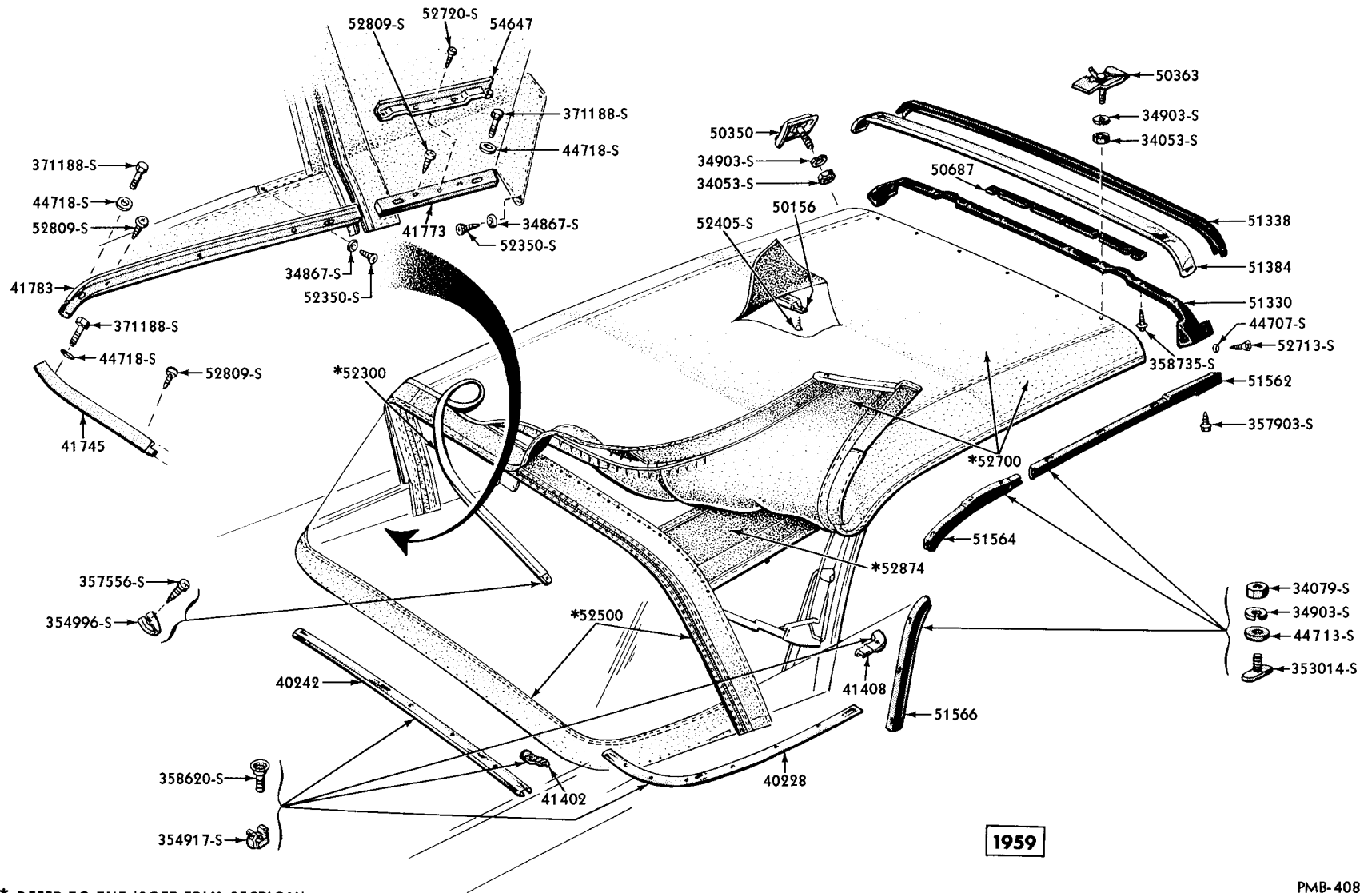
1957-58

*REFER TO THE "SOFT TRIM SECTION" OF THE MASTER PRICE & REFERENCE LIST

*52500(WINDOW ASS'Y)

*53302 (COVER & ZIPPER ASS'Y)

CONVERTIBLE TOP - MODEL 76



1959

* REFER TO THE 'SOFT TRIM SECTION'
OF THE MASTER PRICE AND REFERENCE LIST

CONVERTIBLE TOP

GROUP AND PART NUMBER	DESCRIPTION, SIZE, ETC.	NO. REQ'D	MODEL OR ENGINE CUBIC INCH DISPLACEMENT	YEAR 19__
50004 RETAINER (ROOF OUTSIDE SIDE FRONT MOULDING)				
BAM 5750004-B		2	57C, 63C	58
50006 RETAINER (ROOF OUTSIDE MOULDING) REAR				
BU 5750006-A	For rear moulding - 50045-A & B Also used for Retainer(Quarter Outside Pillar) Upper Outer Moulding	AR 4	57B, 57C 56, 77	56 57/58
50016 MOULDING (ROOF OUTSIDE) REAR				
BU 5750016-A	Moulding assy. - rustless steel - approx. 58" (a) across ends with (5) grooves painted and (6) ridges	1	57A	56
33000-S13	Screw-oval hd. tap. -No. 6-18 x 3/4"	2	a	
52748-S8	Screw-pan hd. tap. -No. 8-15 x 3/4"	2	a	
354397-S100	Nut & washer assy. -No. 10-24	AR	a	
50020-1 MOULDING (ROOF SIDE RAIL) OUTSIDE				
BU 5750020-B	R. H. - complete side - rustless steel	1	57	56
BU 5750021-B	L. H. - complete side - rustless steel	1	57	56
PB9M 5650020-A	R. H. - rustless steel - 34-13/64" long - \oplus 1012470	1	56, 63	59
PB9M 5650021-A	L. H. - rustless steel - 34-13/64" long - \oplus 1012471	1	56, 63	59
50022 RETAINER (ROOF OUTSIDE MOULDING) SIDE REAR				
B5A 6450022-B	Steel - approx. length 1-19/32" with (1) (a) 1/4" x 7/16" slot hole - used for roof outside - side rear mldg. - 50062-3 - \oplus BN-6450022-B	4	64D	56
51757-S8	Screw-pan hd. cr. rec. tap. -No. 10-24 x 3/8"	7	a	
50024 RETAINER (ROOF OUTSIDE SIDE MOULDING)				
BAE 5750024-A	Steel - 29/32" x 1" long - used with roof outside side moulding	12	57B, 63B, 65, 75	58
BAF 5750024-A	Steel - 29/32" x 1" long - used with roof outside side front moulding	10	57C, 63C	58
B9MB 5750024-A	Steel	16	57C, 63C	59
50030 RETAINER (ROOF OUTSIDE SIDE MOULDING) REAR				
BU 5750030-A	For rear moulding - 50020-1 & 50016 - steel approx. length 3-3/16"	AR	57	56
BV 7350030-A	Used to attach back window moulding - 50044 (a)	AR	58, 64A, 64C, 73C	56
51757-S8	Screw-pan hd. cr. rec. tap. -No. 10-24 x 3/8"	7	a	
50034 RETAINER (ROOF OUTSIDE REAR MOULDING)				
B5A 6450038-B	Steel - approx. length 1-11/32" - used for roof (a) outside - side moulding rear - 50062-3 - \oplus BN-6450038-B	AR	57, 58, 64	56
PB7M 5750034-A	Used with the following mouldings - ED-BAE-5750498-A ED-BAE-5750499-A ED-BAE-5750044-A	4 4 3	57B 57B 57B	57 57 57
BAE 6550034-A	Steel - 1-13/32" long - used with roof outside rear moulding - BAE-6550044-A	3	65, 75	57/58
BAF 5750034-A	Steel - 1-15/32" long - used with roof outside rear moulding outer	4	57, 63	58
51757-S8	Screw-pan hd. cr. rec. tap. -No. 10-24 x 3/8"	7	a	

GROUP AND PART NUMBER	DESCRIPTION, SIZE, ETC.	NO. REQ'D	MODEL OR ENGINE CUBIC INCH DISPLACEMENT	YEAR 19__
50044-5 MOULDING (ROOF OUTSIDE) REAR				
BU 5750045-B	Rustless steel - approx. 1" x 56-31/32" - (a, b) to service 57B - cut to length and drill (2) holes at end	1	57B, 57C	56
BV 5850044-A	Rustless steel - approx. 1-3/64" x 55-35/64" across ends	(a) 1	58	56
BV 6450044-A	Rustless steel - approx. 1-3/64" x 55-5/8" across ends	(a) 1	64A, 64C	56
BV 7350044-A	Rustless steel - approx. 1-3/64" x 57-13/64" across ends	(a) 1	73C	56
PB7M 5750044-A	Rustless steel	(e) 1	57B	57
BAE 6550044-B	Rustless steel - 1-1/2" x 35-5/8"	(d) 1	65, 75	57
BAE 5650044-B	Rustless steel - 3-7/64" x 48" - with (2) tabs at each end with 3/16" dia. hole	1	56, 77	57/58
BAF 6550044-A	Rustless steel - 1-7/32" x 35-5/8"	(c) 1	65, 75	58
PB9M 5650044-A	Rustless steel - 49-7/16" long - @1004958	1	56, 77	59
ED-BAE 5750034-A	Retainer	3	e	
BAE 6550034-A	Retainer	3	c, d	
33000-S13	Screw-oval hd. tap. -No. 6-18 x 3/4"	2	b	
52718-S8	Screw-pan hd. cr. rec. -No. 6-18 x 3/8"	14	d	
52748-S8	Screw-pan hd. tap. -No. 8-15 x 3/4"	2	b	
354397-S100	Nut & washer assy. -No. 10-24	AR	a	

50062-3 MOULDING (ROOF OUTSIDE) SIDE				
BU 5750062-B	R. H. - above drip moulding - rustless steel - approx. 1-21/32" x 64" - to service 57A - cut approx. 3-1/2" from rear end	(b) 1	57A, 57B	56
BU 5750063-B	L. H. - above drip moulding - rustless steel - approx. 1-21/32" x 64" - to service 57A - cut approx. 3-1/2" from rear end	(b) 1	57A, 57B	56
BV 5850062-A	R. H. - rustless steel - approx. 1-21/32" x 63-1/8" and having (1) slot 3/16" x 3/8" at flange end	1	58	56
BV 5850063-A	L. H. - rustless steel - approx. 1-21/32" x 63-1/8" and having (1) slot 3/16" x 3/8" at flange end	1	58	56
BU 6450062-B	R. H. - above drip moulding - rustless steel - 1-21/32" x 59-1/2" - cars built after 2-1-56	(c) 1	64A, 64C	56
BU 6450063-B	L. H. - above drip moulding - rustless steel - 1-21/32" x 59-1/2" - cars built after 2-1-56	(c) 1	64A, 64C	56
B6A 6450062-A	R. H. - rustless steel - 1-21/32" x 71-1/8" - cars built prior to 2-1-56	1	64A, 64C	56
B6A 6450063-A	L. H. - rustless steel - 1-21/32" x 71-1/8" - cars built prior to 2-1-56	1	64A, 64C	56
B6A 6450062-B	R. H. - rustless steel - approx. 1-21/32" x 11-1/4" - @BU-6450062-A	(c) 1	64D	56
B6A 6450063-B	L. H. - rustless steel - approx. 1-21/32" x 11-1/4" - @BU-6450063-A	(c) 1	64D	56
BAE 5750063-A	L. H. - rustless steel - 1-5/32" x 53-1/16" - beveled edge moulding	(a) 1	57B	57
BAE 5750062-B	R. H. - rustless steel - 1-5/32" x 53-1/16" - square edge moulding	(a) 1	57B	57
BAE 5750063-B	L. H. - rustless steel - 1-5/32" x 53-1/16" - square edge moulding	(a) 1	57B	57
BAE 6550062-A	R. H. - rustless steel - 57-11/32" long - beveled edge moulding	(a) 1	65, 75	57
BAE 6550063-A	L. H. - rustless steel - 57-11/32" long - beveled edge moulding	(a) 1	65, 75	57
BAE 6550062-B	R. H. - rustless steel - 57-11/32" long - square edge moulding	(a) 1	65, 75	57

CONTINUED ON NEXT PAGE

GROUP AND PART NUMBER	DESCRIPTION, SIZE, ETC.	NO. REQ'D	MODEL OR ENGINE CUBIC INCH DISPLACEMENT	YEAR 19__
50062-3 MOULDING (ROOF OUTSIDE) SIDE (CONTINUED)				
BAE 6550063-B	L.H. - rustless steel - 57-11/32" long - square edge moulding (a)	1	65,75	57
BAF 5750062-D	R.H. - rustless steel - 1-5/32" x 57-3/4"	1	57B,63B	58
BAF 5750063-D	L.H. - rustless steel - 1-5/32" x 57-3/4"	1	57B,63B	58
BAF 5750062-F	R.H. - front - rustless steel - 1-5/32" x 47-13/16"	1	57C,63C	58
BAF 5750063-F	L.H. - front - rustless steel - 1-5/32" x 47-13/16"	1	57C,63C	58
BAF 6550062-B	R.H. - rustless steel - 1-5/32" x 63"	1	65,75	58
BAF 6550063-B	L.H. - rustless steel - 1-5/32" x 63"	1	65,75	58
PB9M 5750062-A	R.H. - rustless steel - 60-3/4" long - ⊕1004678 (d)	1	57C,63C	59
PB9M 5750063-A	L.H. - rustless steel - 60-3/4" long - ⊕1004679 (d)	1	57C,63C	59
B9MB 5850062-A	R.H. - rustless steel - 70-1/4" long (e)	1	58B	59
B9MB 5850063-A	L.H. - rustless steel - 70-1/4" long (e)	1	58B	59
B7A 7029144-A	Retainer-⊕BAC-7029144-A-B	AR	a	
B9MB 5750024-A	Retainer	16	d	
B9MB 5850410-A	Retainer	16	e	
	51757-S8 Screw-pan hd. cr. rec. tap. -No. 10-32 x 3/8"	4	c	
	52726-S2 Screw-pan hd. cr. rec. tap. -No. 8-15 x 1/2"	2	b	
50067 FASTENER (ROOF OUTSIDE REAR MOULDING)				
B8A 5650067-A	⊕BAE-5650067-A	3	56,77	57/58
50070-1 MOULDING (ROOF OUTSIDE SIDE) REAR				
ED-BAE 5750070-A	R.H. - rustless steel - 11" long (a)	1	57B	57
PB7M 5750071-A	L.H. - rustless steel - 11" long (a)	1	57B	57
PB7M 5750070-A	R.H. - rustless steel - 17-1/2" long - square edge moulding - interchangeable with BAE-5750070-A in complete sets only (a)	1	57B	57
PB7M 5750071-B	L.H. - rustless steel - 17-1/2" long - square edge moulding - interchangeable with BAE-5750071-A in complete sets only (a)	1	57B	57
BAE 6550070-B	R.H. - rustless steel -square edge moulding (b)	1	65,75	57
BAE 6550071-B	L.H. - rustless steel -square edge moulding (b)	1	65,75	57
BAF 5750070-A	R.H. - rustless steel - 21-5/16" long (c)	1	57A,63A	58
BAF 5750071-A	L.H. - rustless steel - 21-5/16" long (c)	1	57A,63A	58
BAF 5750070-F	R.H. - rustless steel - 16-7/16" long (d)	1	57B,63B	58
BAF 5750071-F	L.H. - rustless steel - 16-7/16" long (d)	1	57B,63B	58
	34397-S8 Lockwasher-ext. tooth-No. 6	2	b	
	51751-S8 Screw-pan hd. cr. rec. tap. -No. 8-32 x 1/4"	1	a,d	
	52718-S13 Screw-pan hd. cr. rec. -No. 6-18 x 3/8"	6	b	
	354397-S100 Nut and washer assy. -No. 10-24	2	a,c	
BY 7303160-B	Retainer seal	1	c	
BAF 6350410-A	Retainer	1	c	
COAB 16A658-B	Retainer	2	a	
50108 FASTENER (BODY OUTSIDE FINISH RAIL)				
B9AB 7150108-B	Use on quarter panel	4	56,77	59
B9AB 7150108-C	Use on front door	4	77B	59
	Use on front fender	10	77B	59
B9AB 7150108-E	Use on front door	12	77B	59
	Use on rear door	8	77B	59
PB9M 7750108-A	Use on quarter panel - ⊕1017049	10	77B	59
	Use on rear door	6	77B	59
50156 RETAINER (FOLDING TOP BOW LISTING)				
BAE 7650156-B	Steel - 7/16" x 42"	2	76	57/58
PB9M 7650156-A	Steel - 7/16" x 45" - ⊕1011658	2	76	59

GROUP AND PART NUMBER	DESCRIPTION, SIZE, ETC.	NO. REQ'D	MODEL OR ENGINE CUBIC INCH DISPLACEMENT	YEAR 19__
50160 RETAINER (ROOF OUTSIDE TOP MOULDING)				
BAF 5650160-B		32	56B,77B,D	58
50200 PANEL (ROOF)				
B6A 5950200-A	Assembly - ⊕BJ-5950200-A	1	79	56
B6A 7050200-A	Assembly - ⊕BJ-7050200-A	1	70, 73	56
50202 PANEL (ROOF)				
BU 5850202-B		1	57, 58	56
BU 6450202-A	For 64A-C models drill (10) 13/32" dia. holes for roof side rail mouldings	1	64A, 64C, 64D	56
BAE 6550202-A		1	65,75	57
BAE 5650202-B	For models BAF-56B-77B-D drill (32) 1/4" dia. holes	1	56,77	57/58
BAE 6450202-A		1	58,63,64	57
		1	58,64	58
BAF 5750202-A		1	57,63	58
BAF 6550202-B		1	65,75	58
PB9M 5650202-A	⊕1000296	1	56, 77	59
PB9M 5750202-A	⊕1009402	1	57, 63	59
PB9M 5850202-A	⊕1005176	1	58, 64	59
50206-7 PANEL (ROOF SIDE REAR EXTENSION)				
B9MB 6350206-A	R. H. - re-work by adding holes for ornament stud	1	63	59
B9MB 6350207-A	L. H. - re-work by adding holes for ornament stud	1	63	59
50212 PANEL (ROOF) WELDED				
BAE 5750212-A		1	57A	57
BAE 5750212-B		1	57B	57
50217 REINFORCEMENT (ROOF PANEL) REAR				
BAE 5650217-B	Steel - 2" x 55" across ends	1	56,57,77	57/58
BAE 6450217-A	Steel - 2" x 56-1/16" across ends	1	58,63,64	57
		1	58,64	58
BAE 6550217-A	Steel - 2" x 55-23/64" across ends	1	65,75	57
		1	57,63,65,75	58
PB9M 5750217-A	56-5/64" across ends - ⊕1002542 For models 56 and 77 see group 50244	1	57, 58, 63, 64	59
50222 REINFORCEMENT (ROOF PANEL) FRONT				
BAE 6450222-A	Steel - 2" x 54-13/16" across ends	1	57,58,63,64	57
BAE 6550222-A	Steel - 2" x 54-23/64" across ends	1	57,63,65,75	58
PB9M 5650222-A	⊕1002543	1	56, 77	59
PB9M 5750222-A	⊕1002544	1	57, 58, 63, 64	59
50228-9 MEDALLION (ROOF SIDE)				
BAF 5750228-A		2	57A, B, 63A, B	58
BAF 6450228-A	R. H.	1	58,64	58
BAF 6450229-A	L. H.	1	58,64	58
50244 REINFORCEMENT (ROOF PANEL) CENTER				
BAE 5650244-D		1	56,77	57/58
BAE 6450244-C	For use on models 65-75 - cut off dome lamp mounting bracket	1	57,58,63,64,65,75	57/58
PB9M 5650244-A	55-15/16" across ends - use as center and rear reinforcement - when used as rear remove dome lamp bracket - ⊕1002537	2	56, 77	59
PB9M 5750244-A	Center 55-3/4" across ends - ⊕1002538	1	57, 58, 63, 64	59

GROUP AND PART NUMBER	DESCRIPTION, SIZE, ETC.	NO. REQ'D	MODEL OR ENGINE CUBIC INCH DISPLACEMENT	YEAR 19__
50250-1 ORNAMENT (ROOF OUTSIDE SIDE)				
BU 5750250-A	R.H. - rustless steel - with (2) ridges & (2) painted grooves located at upper end	(a, c)	1 57A	56
BU 5750251-A	L.H. - rustless steel - with (2) ridges & (2) painted grooves located at upper end	(a, c)	1 57A	56
BU 5750250-B	R.H. - rustless steel	(a, c)	1 57B	56
BU 5750251-B	L.H. - rustless steel	(a, c)	1 57B	56
BU 5750250-C	R.H. - rustless steel	(a, c)	1 57C	56
BU 5750251-C	L.H. - rustless steel	(a, c)	1 57C	56
PB7M 5750250-A	R.H. - aluminum - gold finish - for early 1957 models with aluminum bright finish, replace with gold finish in pairs only	(a, f)	1 57A, B	57
PB7M 5750251-A	L.H. - aluminum - gold finish - for early 1957 models with aluminum bright finish, replace with gold finish in pairs only	(a, f)	1 57A, B	57
BAE 6350250-A	R.H. - rustless steel		1 63	57
BAE 6350251-A	L.H. - rustless steel		1 63	57
BAE 6550250-A	R.H.	(d, e)	1 65, 75	57
BAE 6550251-A	L.H.	(d, e)	1 65, 75	57
BAE 6450250-A	R.H.	(a, f)	1 58, 64A 1 58C, 64B	57 58
BAE 6450251-A	L.H.	(a, f)	1 58, 64A 1 58C, 64B	57 58
BAF 5750250-E	R.H.		1 57C, 63C	58
BAF 5750251-E	L.H.		1 57C, 63C	58
BAF 6550250-C	R.H. - zinc die casting - chrome finish	(b)	1 65, 75	58
BAF 6550251-C	L.H. - zinc die casting - chrome finish	(b)	1 65, 75	58
PB9M 5850250-A	R.H. - $\oplus 1017522$		1 58	59
PB9M 5850251-A	L.H. - $\oplus 1017523$		1 58	59
PB9M 6450250-A	R.H. - $\oplus 1017524$		1 64	59
PB9M 6450251-A	L.H. - $\oplus 1017525$		1 64	59
BAE 6550272-A	Retainer		2 d	
BN 16878-A	NS-seal 1-1/2" dia. x 1/16" thick with 5/16" dia. hole-used to attach ornament assy. -roof side to rail assy. -improvise from M-5397-B synthetic resin plastic sealer	AR	f	
51053-S8	Screw		2 b	
52718-S13	Screw-pan hd. cr. rec. -No. 6-18 x 3/8"		4 e	
354397-S100	Nut and washer assy. -No. 10-24		AR a	
356479-S	Washer-flat		AR c	
50263 REINFORCEMENT (ROOF PANEL) FRONT				
BAE 6550263-A	Steel - 2" x 54-23/64" across ends		1 65, 75	57
50264-5 ORNAMENT (ROOF SIDE) OUTER				
PB8M 5750264-A	R.H. - less medallion		1 57, 63	58
PB8M 5750265-A	L.H. - less medallion		1 57, 63	58
BAF 6450264-A	R.H. - less medallion		1 58, 64A	58
BAF 6450265-A	L.H. - less medallion		1 58, 64A	58
50266-7 ORNAMENT (ROOF SIDE INNER)				
BAE 6550266-A	R.H. - chrome finish		1 65, 75	57
BAE 6550267-A	L.H. - chrome finish		1 65, 75	57
BAF 5750266-D	R.H. - chrome finish		1 57C, 63C	58
BAF 5750267-D	L.H. - chrome finish		1 57C, 63C	58
BAF 6550266-B	R.H. - chrome finish - used on cars built prior to 3-17-58 and after 3-17-58 in pairs only		1 65, 75	58
BAF 6550267-B	L.H. - chrome finish - used on cars built prior to 3-17-58 and after 3-17-58 in pairs only		1 65, 75	58

GROUP AND PART NUMBER	DESCRIPTION, SIZE, ETC.	NO. REQ'D	MODEL OR ENGINE CUBIC INCH DISPLACEMENT	YEAR 19__
50272 RETAINER (ROOF SIDE ORNAMENT)				
BAE 6550272-A	Steel - 5/16" x 1-3/4" with (2) 3/16" dia. holes - used with ornament roof side - 50250-1	2	65,75	57
50274-5 ORNAMENT (ROOF SIDE) INNER				
BAE 5750274-AP	R.H. - steel - in prime	1	57	57
BAE 5750275-AP	L.H. - steel - in prime	1	57	57
BAE 6350274-AP	R.H. - steel - in prime	1	63	57
BAE 6350275-AP	L.H. - steel - in prime	1	63	57
BAE 5850274-AP	R.H. - steel - in prime	1	58	57/58
BAE 5850275-AP	L.H. - steel - in prime	1	58	57/58
BAE 6450274-AP	R.H. - steel - in prime	1	64	57/58
BAE 6450275-AP	L.H. - steel - in prime	1	64	57/58
BAE 6550274-A	R.H. - chrome finish	1	65,75	57/58
BAE 6550275-A	L.H. - chrome finish	1	65,75	57/58
BAF 5750274-AP	R.H. - steel - in prime	1	57A,B	58
BAF 5750275-AP	L.H. - steel - in prime	1	57A,B	58
BAF 6350274-AP	R.H. - steel - in prime	1	63A,B	58
BAF 6350275-AP	L.H. - steel - in prime	1	63A,B	58
B9MB 5750274-BP	R.H. - in prime	(a) 1	57A, B	59
B9MB 5750275-BP	L.H. - in prime	(a) 1	57A, B	59
B9MB 5750274-CP	R.H. - aluminum - in prime	(b) 1	57C	59
B9MB 5750275-CP	L.H. - aluminum - in prime	(b) 1	57C	59
PB9M 5850274-AP	R.H. - steel - in prime - \oplus 1004910	1	58A, B	59
PB9M 5850275-AP	L.H. - steel - in prime - \oplus 1004911	1	58A, B	59
B9MB 6350274-BP	R.H. - in prime	(a) 1	63A, B	59
B9MB 6350275-BP	L.H. - in prime	(a) 1	63A, B	59
B9MB 6350274-CP	R.H. - steel - in prime	1	63C	59
B9MB 6350275-CP	L.H. - steel - in prime	1	63C	59
PB9M 6450274-AP	R.H. - steel - in prime - \oplus 1004908	1	64A	59
PB9M 6450275-AP	L.H. - steel - in prime - \oplus 1004909	1	64A	59
53038-S	Screw-oval trim hd. cr. rec. tap. -No. 8-15 x 3/4"	AR	a, b	
53066-S	Screw-oval trim hd. cr. rec. tap. -No. 8-6 x 1-1/4"	1	a	
50286-7 ORNAMENT (ROOF SIDE) OUTER				
BAF 5650286-B	R.H. - ornament only - zinc die casting - chrome finish	1	77B	58
BAF 5650287-B	L.H. - ornament only - zinc die casting - chrome finish	1	77B	58
B9MB 6350286-A	R.H. - Cruiser - located at belt line	1	63	59
B9MB 6350287-A	L.H. - Cruiser - located at belt line	1	63	59
50291 REINFORCEMENT (ROOF PANEL) REAR				
BAE 6550291-A	Steel - 2" x 55-23/64" across ends	1	65,75	57
50316-7 LINK (FOLDING TOP CONTROL)				
BV 7650316-A	R.H. - chrome finish	(a) 1	76B	56
BV 7650317-A	L.H. - chrome finish	(a) 1	76B	56
B5A 7650316-AP	R.H. - in prime - \oplus BN-7650316-AP	(a) 1	76A	56
B5A 7650317-AP	L.H. - in prime - \oplus BN-7650317-AP	(a) 1	76A	56
BAE 7650316-A	R.H. - chrome finish	1	76B	57
BAE 7650317-A	L.H. - chrome finish	1	76B	57
CONTINUED ON NEXT PAGE				

GROUP AND PART NUMBER	DESCRIPTION, SIZE, ETC.	NO. REQ'D	MODEL OR ENGINE CUBIC INCH DISPLACEMENT	YEAR 19__
50316-7 LINK (FOLDING TOP CONTROL) CONTINUED				
BAE 7650316-BP	R.H. - in prime	1	76A	57
		1	76	58
BAE 7650317-BP	L.H. - in prime	1	76A	57
		1	76	58
PB9M 7650316-AP	R.H. - in prime - ⊕1004522	1	76	59
PB9M 7650317-AP	L.H. - in prime - ⊕1004523	1	76	59
	Attach link assy. to rail assy. folding top rear side			
	53196-7 - with the following -			
72009-S	Pin-cotter-3/32" x 5/8"	2	a	
356214-S8	Washer-flat-7/16" x 3/4"	2	a	
357412-S13	Pin-27/64" x 1-1/64"	2	a	
50340-1 SLAT (FOLDING TOP REAR BOW NO. 4)				
BAE 7650340-BP	R.H. - in prime	1	76A	57
		1	76	58
BAE 7650341-BP	L.H. - in prime	1	76A	57
		1	76	58
50345 PIN (FOLDING TOP CONTROL LINK)				
B6A 7650345-A	Chrome finish - approx. 19/64" dia. x 27/32" - used with front side rail 53104-5 & center side rail 51154-5 - pin inserted from outside of rail on those rails with boss removed - ⊕BJ-7650345-A ☆ (4) req'd. - for 1956 and 1959 ☆ (6) req'd. - for 1957 and 1958	AR☆	76	56/59
50350-1 RETAINER (FOLDING TOP NO. 1 BOW MOULDING END)				
BAE 7650350-B	R.H.	1	76	57/58
BAE 7650351-B	L.H.	1	76	57/58
PB9M 7650350-A	⊕1018287	(a) 2	76	59
34053-S	Nut-hex. -No. 10-24	1	a	
34903-S	Washer-int. tooth lock-No. 10	1	a	
50352-3 LINK (FOLDING TOP POWER)				
BAE 7650352-A	R.H.	(a) 1	76B	57
BAE 7650353-A	L.H.	(a) 1	76B	57
BAE 7650352-BP	R.H.	(a) 1	76A	57
		(a) 1	76	58
BAE 7650353-BP	L.H.	(a) 1	76A	57
		(a) 1	76	58
PB9M 7650352-AP	R.H. - in prime - ⊕1004524	1	76	59
PB9M 7650353-AP	L.H. - in prime - ⊕1004525	1	76	59
352358-S7	Cotter pin-self-locking	2	a	
356403-S8	Washer-flat-3/8"	2	a	
359140-S13	Pin-1-1/8"long-3/8"dia.-3/4"hd.	2	a	
50354 PLATE (ROOF SIDE INNER) NAME				
BAE 6550354-A	"Turnpike" - chrome finish - zinc die cast	2	65,75	57/58
BAE 6550354-B	"Cruiser" - chrome finish - zinc die cast	2	65,75	57/58

GROUP AND PART NUMBER	DESCRIPTION, SIZE, ETC.	NO. REQ'D	MODEL OR ENGINE CUBIC INCH DISPLACEMENT	YEAR 19__
50356-7 LINK (FOLDING TOP LOWER POWER)				
BV 7650356-A	R. H. - chrome finish (a)	1	76B	56
BV 7650357-A	L. H. - chrome finish (a)	1	76B	56
44726-S8	Attach through hydraulic lift to link folding top upper power - 50370-1 - with the following - Washer-flat-3/8"	2	a	
72009-S	Pin-cotter-3/32" x 5/8"	2	a	
72009-S	Attach link to brkt. assy. folding top main pivot 53118-9 - with the following - Pin-cotter-3/32" x 5/8"	2	a	
354238-S7	Washer-spring three wave-5/8" O. D. x 25/64" I. D.	2	a	
354318-S13	Pin-clevis-3/8" x 1-5/8"	2	a	
356214-S8	Washer-flat-7/16" x 3/8"	2	a	
357429-S13	Pin-clevis-7/16" x 1-31/32"	2	a	
50363 RETAINER (FOLDING TOP NO. 1 BOW OUTSIDE MOULDING CENTER)				
B5A 7650363-A	Steel - approx. 1-9/32" x 2-3/32" - used to attach moulding - 51384 - @BN-7650363-A	10	76	56
BAE 7650363-A	Steel - 1" x 2-19/64"	8	76	57/58
PB9M 7650363-A	Steel - 1" x 1-31/32" - @1011734 (a)	6	76	59
34053-S	Nut-hex. -No. 10-24	1	a	
34903-S	Washer-int. tooth lock-No. 10	1	a	
50366 SUPPORT (ROOF SIDE ORNAMENT)				
BAE 6550366-A	NS-Rubber - improvise locally	4	65,75	57
50370-1 LINK (FOLDING TOP UPPER POWER)				
BV 7650370-A	R. H. - chrome finish	1	76B	56
BV 7650371-A	L. H. - chrome finish	1	76B	56
B5A 7650472-A	Attach link to folding top rear side rail - 53196-7 - with the following - Bushing - nylon - approx. 7/16" I. D. x 1" O. D. - @BN-7650472-A	4	76	56
50408-9 MOULDING (ROOF SIDE ORNAMENT) LOWER				
BAE 6550408-A	R. H. - chrome finish	1	65,75	57
BAE 6550409-A	L. H. - chrome finish	1	65,75	57
50410 RETAINER (ROOF OUTSIDE SIDE)				
BAF 6350410-A	Rear moulding	2	57,63	58
B9MB 5850410-A	Used to attach B9MB-5850062-3-A	16	58B	59
50422-3 RETAINER (ROOF SIDE ORNAMENT) LOWER				
BAF 5650422-A	R. H. - chrome finish - 1/2" x 6-7/8" - with (2) studs (a)	1	77B	58
BAF 5650423-A	L. H. - chrome finish - 1/2" x 6-7/8" - with (2) studs (a)	1	77B	58
370548-S2	Nut and washer	2	a	
50426-7 PLATE (FOLDING TOP NO. 1 BOW PANEL)				
BAE 7650426-A	R. H. - steel	1	76	57
BAE 7650427-A	L. H. - steel	1	76	57
50448-9 PANEL (ROOF SIDE REAR FINISH)				
BAF 5750448-C	R. H. - gold plated - "Park Lane"	1	57C,63C	58
BAF 5750449-C	L. H. - gold plated - "Park Lane"	1	57C,63C	58

GROUP AND PART NUMBER	DESCRIPTION, SIZE, ETC.	NO. REQ'D	MODEL OR ENGINE CUBIC INCH DISPLACEMENT	YEAR 19__
50450-1 BRACKET (FOLDING TOP BALANCE LINK PIVOT)				
BD 7650451-B	L.H. (a)	1	76	56
B7A 7650450-A	⊕BAC-7650450-A	2	76	57/59
20367-S8	Bolt-hex.hd. pointed-5/16"-24-7/8"	6	a	
50454-5 LINK (FOLDING TOP BALANCE)				
BV 7650455-A	L.H. - chrome finish - approx. length 19-1/2" (a)	1	76B	56
B5A 7650454-AP	R.H. - in prime - ⊕BN-7650454-AP (a)	1	76A	56
B5A 7650455-AP	L.H. - in prime - ⊕BN-7650455-AP (a)	1	76A	56
8M 7653213	Attach link to rail assy. folding top center side 51154-5 - with the following -			
352146-S	Washer - spring - 29/64" I.D. x 3/4" O.D. - (a)	2	76	
354322-S13	Pin-roll-1/8" x 3/4"	2	a	
	Pin-oval hd. -7/16" x 15/16"	2	a	
72009-S8	Attach link to brkt. assy. folding top balance link lower pivot - 50450-1 - with the following -			
356214-S8	Pin-cotter-3/32" x 5/8"	2	a	
BAE 7650454-BP	Washer-flat-7/16"	2	a	
	R.H. - in prime - 17-29/32" long (b)	1	76A	57
	(b)	1	76	58
BAE 7650455-BP	L.H. - in prime - 17-29/32" long (b)	1	76A	57
	(b)	1	76	58
PB9M 7650454-AP	R.H. - in prime - ⊕1004552	1	76	59
PB9M 7650455-AP	L.H. - in prime - ⊕1004553	1	76	59
20367-S8	Bolt-hex.hd. -5/16"-24 x 7/8"	2	b	
34806-S7	Lockwasher-spring-5/16"	2	b	
44722-S8	Washer-flat-5/16"	2	b	
50458-9 MOULDING (ROOF OUTSIDE REAR) SIDE				
BAF 5750458-C	R.H.	1	57C, 63C	58
BAF 5750459-C	L.H.	1	57C, 63C	58
PB9M 5650458-A	R.H. - rustless steel - 12-1/4" long - used on cars built prior to 4-1-59 - ⊕1004954	1	56, 77	59
PB9M 5650459-A	L.H. - rustless steel - 12-1/4" long - used on cars built prior to 4-1-59 - ⊕1004955	1	56, 77	59
B9MB 56517A02-A	R.H. - rustless steel - 12-1/4" long - used on cars built after 4-1-59 (a)	1	56, 77	59
B9MB 56517A03-A	L.H. - rustless steel - 12-1/4" long - used on cars built after 4-1-59 (a)	1	56, 77	59
52388-S13	Screw-oval hd. cr. rec. tap. -No. 8-15 x 1-1/2"	6	a	
50462 MOULDING (ROOF OUTSIDE TOP)				
BAF 5650462-A	Rustless steel	4	56B, 77B, D	58
50464-5 MOULDING (ROOF OUTSIDE SIDE CENTER)				
BAF 5750464-A	R.H. - rustless steel	1	57C, 63C	58
BAF 5750465-A	L.H. - rustless steel	1	57C, 63C	58
BAF 5750464-B	R.H. - rustless steel	1	57B, 63B	58
BAF 5750465-B	L.H. - rustless steel	1	57B, 63B	58
50472 BUSHING (FOLDING TOP POWER LINK TO SIDE RAIL)				
B5A 7650472-A	Nylon plastic - approx. 7/16" I.D. x 1" O.D. - ⊕BN-7650472-A	4	76	56/58
COAB 7650472-A	Nylon	2	76	59
50473 BUSHING (FOLDING TOP REAR SIDE RAIL)				
B7A 7650473-A	Nylon or aluminum - 7/16" I.D. x 1-1/4" O.D. - ⊕BAE-7650473-A	4	76	57/59

GROUP AND PART NUMBER	DESCRIPTION, SIZE, ETC.	NO. REQ'D	MODEL OR ENGINE CUBIC INCH DISPLACEMENT	YEAR 19____
50474 BUSHING (FOLDING TOP CONTROL LINK TO SIDE RAIL)				
B5A 7650474-A	Nylon plastic - approx. 19/64" I.D. x 3/4" O.D. - ⊕BN-7650474-A	4	76	56
B7A 7650474-A	Nylon plastic - 19/64" I.D. x 3/4" O.D. - ⊕BAC-7650474-A ☆ (12) req'd. - for 1957 and 1958 ☆ (8) req'd. - for 1959	AR☆	76	57/59
50478-9 BRACKET (FOLDING TOP BALANCE LINK ADJUSTING)				
B7A 7650478-A	R.H. - malleable iron - ⊕BAC-7650478-A	1	76	57/59
B7A 7650479-A	L.H. - malleable iron - ⊕BAC-7650479-A	1	76	57/59
50487 BUSHING (FOLDING TOP MAIN CONTROL REAR)				
BAC 7650487-A	Nylon	2	76	57/59
50491 SCREW (FOLDING TOP BALANCE LINK ADJUSTING)				
B5A 7650491-A	Vertical - hex. hd. - set 3/8"-24 R.H. thread on one end & 3/8"-24 L.H. thread on socket end x 1-45/64" long - ⊕BN-7650491-A	2	76	56
B7A 7650491-A	Vertical - ⊕BAC-7650491-A	2	76	57/59
50492 PIN (FOLDING TOP CENTER SIDE RAIL) FRONT				
B8S 7650492-A	⊕BY-7650492-A	2	76	57/59
50493 BUSHING (FOLDING TOP NO. 2 BOW REAR LINK TO SIDE RAIL)				
BAE 7650493-A	Nylon or aluminum - 3/4" O.D. x 5/16" I.D.	2 4	76 76	57/58 59
50494 RETAINER (ROOF OUTSIDE SIDE REAR MOULDING)				
BAE 6550494-B	Steel - 1-13/32" long - used with Roof Outside Side Rear Moulding - BAE-6550070-1	2	65,75	57/58
BAF 5750494-B	Steel - 5/8" x 1-1/8" with 3/16" dia. hole - used to attach Roof Outside Rear Side Moulding To Body - 5750070-1	2	57A,B,63A,B	58
50498-9 MOULDING (ROOF OUTSIDE REAR) SIDE				
PB7M 5750498-A	R.H. - rustless steel (a)	1	57B	57
PB7M 5750499-A	L.H. - rustless steel (a)	1	57B	57
BAE 6550498-A	R.H. - rustless steel	1	65,75	57
BAE 6550499-A	L.H. - rustless steel	1	65,75	57
BAE 5650498-B	R.H. - rustless steel	1	56,77	57/58
BAE 5650499-B	L.H. - rustless steel	1	56,77	57/58
BAF 6550498-B	R.H. - rustless steel	1	65,75	58
BAF 6550499-B	L.H. - rustless steel	1	65,75	58
ED-BAE 5750034-A	Retainer	8	a	
50508 CLAMP (ROOF HOLD DOWN)				
B5A 7650508-A	Chrome finish - ⊕BN-7650508-A (a)	2	76	56
BAF 7650508-C		2	76	57/58
PB9M 7650508-A	⊕1006108	2	76	59
	Attach clamp to header bow - 53038 - with the following -			
34126-S	Nut-plain-No. 8-32	2	a	
50692-S13	Screw & washer assy. -oval hd. cr. rec. - No. 8-32 x 3/8"	4	a	
50696-S7	Screw & washer assy. -oval hd. cr. rec. - No. 8-32 x 1/2"	2	a	

GROUP AND PART NUMBER	DESCRIPTION, SIZE, ETC.	NO. REQ'D	MODEL OR ENGINE CUBIC INCH DISPLACEMENT	YEAR 19__
50524 BUMPER (ROOF HOLD DOWN CLAMP LEVER)				
BAE 7650524-A		2	76	57/58
B9A 7650524-A	Rubber and steel - 1-1/2" x 3/4" with 1/4" dia. hole - ⊕1005991	2	76	59
50530 PLATE (ROOF HOLD DOWN CLAMP LATCH)				
B5A 7650530-A	Chrome finish - approx. 1-7/16" x 2-3/4" - ⊕BN-7650530-A	2	76	56
BAE 7650530-A	Chrome finish - 3/4" x 1-1/2"	2	76	57/58
PB9M 7650530-A	Chrome finish - ⊕1006102	2	76	59
50536 LATCH (ROOF HOLD DOWN CLAMP)				
BAF 7650536-A	Rustless steel	2	76	57/58
50575 BRACKET (ROOF TRIM SIDE PANEL TO QUARTER WINDOW REGULATOR PANEL)				
PB9M 6350575-A	4" long - ⊕1011986 (a)	2	63	59
52720-S8	Screw-pan hd. cr. rec. -No. 8-15 x 3/8"	2	a	
50600 LIFT (FOLDING TOP)				
B5A 7650600-A	⊕BN-7650600-A (a)	2	76	56
B7A 7650600-A	⊕BAC-7650600-A (b)	2	76	57/59
	Attach to brkt. top lift to floor - 50804-5 - with the following -			
44726-S8	Washer-flat-3/8"	6	a,b	
76073-S8	Pin-clevis-3/8"	2	a,b	
352358-S7	Pin-self-locking	2	a,b	
352477-S8	Bushing	4	a	
352984-S	Grommet	4	a	
356403-S8	Washer-flat-3/8"	2	b	
359140S13	Pin	2	b	
50632 YOKE (FOLDING TOP HYDRAULIC LIFT PISTON SHAFT)				
BAC 7650632-A	Chrome finish	2	76	57/59
50687 SPACER (FOLDING TOP NO. 1 BOW REAR WEATHERSTRIP)				
B9A 7650687-A	Rubber - ⊕1011544	AR	76	59
50692-3 REGISTER (ROOF FRONT VENT AIR INLET LESS PAD)				
BAE 6550692-CP	R.H. - in prime	1	65,75A	57/58
BAE 6550693-CP	L.H. - in prime	1	65,75A	57/58
50696 ELBOW (FOLDING TOP INVERTED FLARED TUBE)				
BF 7650696-A	Brass - used with hydraulic top lift	2	76	57/58
50702-3 DUCT & CONTROL (ROOF FRONT VENT AIR)				
BAF 6550702-A	R.H.	1	65,75	57/58
BAF 6550703-A	L.H.	1	65,75	57/58
50707 CLIP (ROOF FRONT VENT AIR REGISTER BAFFLE CONTROL LINK)				
BAE 6550707-A	Steel wire	4	65,75	57
50708 KNOB (ROOF FRONT VENT AIR CONTROL LEVER)				
BAE 6550708-A	Rubber (a)	2	65,75	57
89731-S8	Screw-set-No.8-36 x 1/4"-also serviced in assy.-FEK-18519-B	2	a	
50709 SPACER (ROOF FRONT VENT AIR REGISTER BAFFLE CONTROL LINK)				
BAE 6550709-A	Nylon - 1/8" I.D. x 13/64" O.D.	4	65,75	57

GROUP AND PART NUMBER	DESCRIPTION. SIZE. ETC.	NO. REQ'D	MODEL OR ENGINE CUBIC INCH DISPLACEMENT	YEAR 19__
50714-5 SCOOP (ROOF FRONT VENT AIR DUCT INLET)				
BAE 6550714-A	R.H. - zinc die cast	(a) 1	65,75	57/58
BAE 6550715-A	L.H. - zinc die cast	(a) 1	65,75	57/58
52344-S13	Screw-oval hd.cr.rec.-No.8-15 x 1/2"	AR	a	
52720-S8	Screw-oval hd.cr.rec.-No.8-15 x 3/8"	AR	a	
50716-7 CAP (ROOF FRONT VENT AIR DUCT SCOOP)				
BAE 6550716-B	R.H. - chrome finish	(a) 1	65,75	57/58
BAE 6550717-B	L.H. - chrome finish	(a) 1	65,75	57/58
50006-S13	Screw-flat hd.cr.rec.-No.8-32 x 3/8"	AR	a	
52344-S13	Screw-oval hd.cr.rec.-No.8-15 x 1/2"	AR	a	
50718 ORNAMENT (ROOF FRONT VENT AIR DUCT SCOOP)				
BAE 6550718-A	Chrome finish - zinc die casting - 1-1/5" x 4-25/32"	2	65,75	57/58
50722-3 SCREEN (ROOF FRONT VENT AIR DUCT SCOOP)				
BAE 6550722-A	R.H.	1	65,75	57
BAE 6550723-A	L.H.	1	65,75	57
BAE 6550722-B	R.H.	1	65,75	58
BAE 6550723-B	L.H.	1	65,75	58
50734-5 DUCT (ROOF FRONT VENT AIR)				
BAE 6550734-A	R.H.	(a) 1	65,75	57
BAE 6550735-A	L.H.	(a) 1	65,75	57
370181-S100	Screw	3	a	
50738 BRACKET (ROOF FRONT VENT AIR DUCT SCOOP MOUNTING)				
BAE 6550738-A	Steel - 1-13/32" long with (2) 1/8" holes	(a) 2	65,75	57/58
52720-S8	Screw-oval hd.cr.rec.-No.8-15 x 3/8"	AR	a	
50744 FILLER (ROOF FRONT VENT AIR INLET REGISTER TO HEADER)				
BAF 6550744-A	Rubber - 6-7/8" long	2	65,75	57/58
50745 KIT - GASKET (FOLDING TOP MOTOR & RESERVOIR)				
59MK 7650745-A	Consists of the following - (1) FDH-15686-A "O" ring (1) 1P-77265-B "O" ring (2) BN-7650745-A "O" ring (2) BN-7650745-E "O" ring	1	76	56/59
50747 BRACKET (FOLDING TOP LIFT MOTOR MOUNTING)				
PB9M 7650747-A	Steel - @1009667	1	76	59
50748 SEAL (ROOF FRONT VENT TO COWL TOP)				
BAE 6550748-A	Rubber	(a) 2	65,75	57/58
370181-S	Screw-pan hd.-No.8-15 x 3/8"	AR	a	
50770-1 SELECTOR (ROOF FRONT VENT AIR CONTROL LEVER)				
BAE 6550770-A	R.H. - steel - 25/32" x 2-5/32" - with (2) slot holes 3/16" x 3/8"	(a) 1	65,75	57
BAE 6550771-A	L.H. - steel - 25/32" x 2-5/32" - with (2) slot holes 3/16" x 3/8"	(a) 1	65,75	57
370181-S	Screw-pan hd.cr.rec.tap-No.8-15 x 3/8"	4	a	

GROUP AND PART NUMBER	DESCRIPTION, SIZE, ETC.	NO. REQ'D	MODEL OR ENGINE CUBIC INCH DISPLACEMENT	YEAR 19__
50778-9 FRAME (ROOF FRONT VENT AIR INLET REGISTER)				
BAE 6550778-CP	R.H. - zinc die cast - chrome finish	1	65,75	57/58
BAE 6550779-CP	L.H. - zinc die cast - chrome finish	1	65,75	57/58
50782 BAFFLE (ROOF FRONT VENT AIR REGISTER) UPPER				
BAE 6550782-A	Chrome finish - zinc die cast - 4-3/8" long	2	65,75	57
BAE 6550782-B	Chrome finish - zinc die cast - 4-1/4" long - use with BAE-6550692-3CP frame only	2	65,75	58
50786 BAFFLE (ROOF FRONT VENT AIR REGISTER) LOWER				
BAE 6550786-A	Chrome finish - zinc die cast - 4-27/32" long - use with BAE-6550692-BP frame only	2	65,75	57
BAE 6550786-B	Chrome finish - zinc die cast - use with BAE-6550692-3CP frame only	2	65,75	58
50788-9 RETAINER (ROOF FRONT VENT AIR REGISTER BAFFLE SPRING) INNER				
BAE 6550788-A	R.H. - steel - use with BAE-6550692-BP only	1	65,75	57
BAE 6550789-A	L.H. - steel - use with BAE-6550693-BP only	1	65,75	57
BAE 6550788-B	R.H. - steel - use with BAE-6550692-CP frame only	1	65,75	58
BAE 6550789-B	L.H. - steel - use with BAE-6550693-CP frame only	1	65,75	58
50790-1 RETAINER (ROOF FRONT VENT AIR REGISTER BAFFLE SPRING) OUTER				
BAE 6550790-A	R.H. - steel - use with BAE-6550692-BP only	1	65,75	57
BAE 6550791-A	L.H. - steel - use with BAE-6550693-BP only	1	65,75	57
BAE 6550790-B	R.H. - steel - use with BAE-6550692-CP frame only	1	65,75	58
BAE 6550791-B	L.H. - steel - use with BAE-6550693-CP frame only	1	65,75	58
50792 KNOB (ROOF FRONT VENT AIR REGISTER BAFFLE CONTROL)				
BAE 6550792-A	Chrome finish - zinc die cast - use with BAE-6550692-3BP only	2	65,75	57
BAE 6550792-B	Chrome finish - zinc die cast - use with BAE-6550692-3CP frame only	2	65,75	58
50794 LINK (ROOF FRONT VENT AIR REGISTER BAFFLE CONTROL)				
BAE 6550794-A	Steel - 1/32" thick with (2) 1/8" dia. holes	2	65,75	57
BAE 6550794-B	Polyethylene plastic - 1/4" thick with (2) 1/8" dia. holes - use with BAE-6550692-3CP frame only	2	65,75	58
50798-9 SHIELD (ROOF FRONT VENT AIR DUCT) REAR				
BAE 6550798-A	R.H.	1	65,75	57/58
BAE 6550799-A	L.H.	1	65,75	57/58
50800-1 BRACKET (FOLDING TOP LIFT TO FLOOR)				
BAE 7650800-A	R.H. - used with hydraulic top lift	1	76	57/58
BAE 7650801-A	L.H. - used with hydraulic top lift	1	76	57/58
PB9M 7650800-A	R.H. - ϕ 1006086	1	76	59
PB9M 7650801-A	L.H. - ϕ 1006087	1	76	59
50816 RETAINER (FENDER TO BODY) FRONT				
B5A 7650816-A		2	All	57

GROUP AND PART NUMBER	DESCRIPTION, SIZE, ETC.	NO. REQ'D	MODEL OR ENGINE CUBIC INCH DISPLACEMENT	YEAR 19__
50850-1 RETAINER (ROOF SIDE ORNAMENT) UPPER				
BAF 5650850-A	R. H. - chrome finish - 1/2" x 6-7/8" - with (2) studs (a)	1	77B	58
BAF 5650851-A	L. H. - chrome finish - 1/2" x 6-7/8" - with (2) studs (a)	1	77B	58
370548-S2	Nut and washer	2	a	
50952-3 STRIP (ROOF HEADLINING) FRONT				
B5A 7050952-C	Steel - approx. length 26-1/8" - ⊕BN-7050952-D	1	70, 73, 79	56
BAE 6450952-A	R. H. - steel	1	58, 64	57/58
BAE 6450953-A	L. H. - steel	1	58, 64	57/58
PB9M 5850952-A	R. H. - steel - 51-1/2" long - ⊕1010536	1	58, 64	59
PB9M 5850953-A	L. H. - steel - 51-1/2" long - ⊕1010537	1	58, 64	59
50956-7 STRIP (ROOF HEADLINING RETAINING) REAR				
BAE 5850956-A	R. H. - steel	1	58	57/58
BAE 5850957-A	L. H. - steel	1	58	57/58
BAE 6450956-A	R. H. - steel	1	64	57/58
PB9M 5850956-A	R. H. - steel - 51-1/2" long - ⊕1010538	1	58	59
PB9M 5850957-A	L. H. - steel - 51-1/2" long - ⊕1010539	1	58	59
50964 STRIP (ROOF HEADLINING FRONT) TACKING				
PB9M 5750964-A	24-1/4" long - ⊕1009530	2	All except 56, 76, 77	59
50974 STRIP (ROOF HEADLINING REAR) TACKING				
B9MB 6350974-A	31-3/16" long	1	57, 63	59
50994 STRIP (ROOF HEADLINING SIDE FRONT) TACKING				
BAF 5750994-A	Kraft board - 1" x 46-1/16" long	2	65, 75	57
	Also used to make BAE-6550994-A	2	57, 63, 65, 75	58
BAE 6550994-A	NS-Kraft board - 1" x 43-5/8" long - for service use BAF-5750994-A by cutting to 43-5/8" long	2	65, 75	57/58
B9MB 5750994-A		2	57, 63	59
50995 STRIP (ROOF HEADLINING REAR) TACKING				
PB9M 5750995-A	31-5/32" long - ⊕1011827	2	57, 63	59
50996 STRIP (ROOF HEADLINING SIDE REAR) TACKING				
PB9M 5750996-A	26-23/32" long - ⊕1011825	2	57, 63	59
51026 CLIP (ROOF HEADLINER RETAINING)				
BAF 5651026-B	Steel - used with mead board headlining only - used to attach support-headlining rear corner	2	56, 77	58
51054 CLIP (ROOF HEADLINING SIDE RETAINING STRIP)				
BJ 7051054-A		AR	58, 64	59
51114-5 EXTENSION (ROOF SIDE OUTER RAIL TO BACK WINDOW HEADER OUTER RAIL)				
BAF 5651114-A	R. H.	1	56, 77	57/58
BAF 5651115-A	L. H.	1	56, 77	57/58
PB9M 5651114-A	R. H. - ⊕1004056	1	56, 77	59
PB9M 5651115-A	L. H. - ⊕1004057	1	56, 77	59
51116-7 EXTENSION (ROOF SIDE INNER RAIL TO BACK WINDOW HEADER INNER RAIL)				
BAE 5651116-A	R. H. - steel	1	56, 77	57/58
BAE 5651117-A	L. H. - steel	1	56, 77	57/58
PB9M 5651116-A	R. H. - ⊕1004054	1	56, 77	59
PB9M 5651117-A	L. H. - ⊕1004055	1	56, 77	59

GROUP AND PART NUMBER	DESCRIPTION, SIZE, ETC.	NO. REQ'D	MODEL OR ENGINE CUBIC INCH DISPLACEMENT	YEAR 19__
51154-5 RAIL (FOLDING TOP) CENTER SIDE				
B5A 7651154-AP	R. H. - ⊕BJ-7651154-AP (a)	1	76	56
B5A 7651155-AP	L. H. - ⊕BJ-7651155-AP (a)	1	76	56
BAE 7651154-AP	R. H. - in prime	1	76	57/58
BAE 7651155-AP	L. H. - in prime	1	76	57/58
PB9M 7651154-AP	R. H. - in prime - ⊕1004530	1	76	59
PB9M 7651155-AP	L. H. - in prime - ⊕1004531	1	76	59
	Attach center rail assy. to rear rail assy. - 53196-7 - with the following -			
356445-S8	Washer-wave-25/64" x 1-3/16"	2	a	
357545-S13	Pin-oval hd. -3/8" x 1-11/64"	2	a	
357883-S8	Pin-roll-1/32" I. D. x 9/64" O. D. x 1-1/2"	2	a	
	Attach center rail assy. to front side rail - 53104-5 - with the following -			
72009-S	Pin-cotter-3/32" x 5/8"	2	a	
356214-S8	Washer-flat-7/16" x 3/4"	2	a	
357540-S13	Pin-7/16" x 2-1/8"	2	a	
	Attach center rail assy. to link assy. - 50316-7 - with the following -			
354206-S	Pin-3/32" x 1"	2	a	
354270-S13	Pin-oval hd. -5/16" x 1-7/16"	2	a	
51164 COVER (ROOF SIDE INNER REAR RAIL ACCESS HOLE)				
BAE 6451164-A	Steel - triangular shape - 2-59/64" x 4-13/32"	2	63,64	57
51180-5 RAIL (ROOF SIDE) INNER FRONT				
BV 5851184-A	R. H.	1	57, 58	56
BV 5851185-A	L. H.	1	57, 58	56
B5A 6451184-A	R. H. - ⊕BN-6451184-A	1	64	56
B5A 6451185-A	L. H. - ⊕BN-6451185-A	1	64	56
B5A 7951180-B	R. H. - ⊕BN-7951180-B	1	79	56
B5A 7951181-B	L. H. - ⊕BN-7951181-B	1	79	56
BAE 5651184-A	R. H.	1	56, 77	57
BAE 5651185-A	L. H.	1	56, 77	57
BAE 5751184-A	R. H.	1	57	57
BAE 5751185-A	L. H.	1	57	57
BAE 6351185-A	L. H.	1	63	57
BAE 5851180-A	R. H. - includes coat hook bracket	1	58	57/58
BAE 5851181-A	L. H. - includes coat hook bracket	1	58	57/58
BAE 6451180-A	R. H. - includes coat hook bracket	1	64	57/58
BAE 6551184-A	R. H.	1	65, 75	57/58
BAE 6551185-A	L. H.	1	65, 75	57/58
BAF 5651184-A	R. H.	1	56, 77	58
BAF 5651185-A	L. H.	1	56, 77	58
BAF 5751184-A	R. H.	1	57, 63	58
BAF 5751185-A	L. H.	1	57, 63	58
PB9M 5651184-A	R. H. - ⊕1005730	1	56, 77	59
PB9M 5651185-A	L. H. - ⊕1005731	1	56, 77	59
PB9M 5751184-A	R. H. - ⊕1000358	1	57, 63	59
PB9M 5751185-A	L. H. - ⊕1000359	1	57, 63	59
COMB 5851180-A	R. H.	1	58	59
PB9M 5851185-A	L. H. - ⊕1005203	1	58	59
PB9M 6451184-A	R. H. - ⊕1006620	1	64	59
PB9M 6451185-A	L. H. - ⊕1006621	1	64	59
51186-7 RAIL (ROOF SIDE) OUTER FRONT				
B5A 7951186-B	R. H. - front - ⊕BN-7951186-B	1	79	56
B5A 7951187-B	L. H. - front - ⊕BN-7951187-B	1	79	56

GROUP AND PART NUMBER	DESCRIPTION, SIZE, ETC.	NO. REQ'D	MODEL OR ENGINE CUBIC INCH DISPLACEMENT	YEAR 19__
51200-1 EXTENSION (ROOF SIDE INNER REAR RAIL)				
BAE 6551200-C	R.H. - steel	1	65,75	57/58
BAE 6551201-C	L.H. - steel	1	65,75	57/58
51212-5 RAIL (ROOF SIDE INNER) REAR				
BV 5851212-A	R.H.	1	57,58	56
BV 5851213-A	L.H.	1	57,58	56
B5A 6451212-A	R.H. - ⊕BN-6451212-A	1	64	56
B5A 6451213-A	L.H. - ⊕BN-6451213-A	1	64	56
B5A 7951212-B	R.H. - ⊕BN-7951212-A	1	79	56
B5A 7951213-B	L.H. - ⊕BN-7951213-A	1	79	56
BAE 5751212-A	R.H.	1	57	57
BAE 5751213-A	L.H.	1	57	57
BAE 6351212-A	R.H.	1	63	57
BAE 5651212-A	R.H. - steel - used with mead board headlining - for soft headlining drill .117" hole and a .121" hole to attach retainer	1	56,77	57/58
BAE 5651213-A	L.H. - steel - used with mead board headlining - for soft headlining drill .117" hole and a .121" hole to attach retainer	1	56,77	57/58
BAE 5851212-A	R.H. - for service on model No. 64 - bend front flange 90° for a length of 5-3/4" from bottom of flange	1	58,64	57/58
BAE 5851213-A	L.H. - for service on model No. 64 - bend front flange 90° for a length of 5-3/4" from bottom of flange	1	58,64	57/58
BAE 6451212-A	NS-R.H. - for service use BAE-5851212-A and bend front flange 90° for a length of 5-3/4" from bottom of flange	1	64	57/58
BAE 6451213-A	NS-L.H. - for service use BAE-5851213-A and bend front flange 90° for a length of 5-3/4" from bottom of flange	1	64	57/58
BAE 6551214-A	R.H.	1	65	57/58
BAE 6551215-A	L.H.	1	65	57/58
BAE 7551214-A	R.H.	1	75	57/58
BAE 7551215-A	L.H.	1	75	57/58
BAF 5751212-A	R.H.	1	57	58
BAF 5751213-A	L.H.	1	57	58
BAF 6351212-A	R.H.	1	63	58
BAF 6351213-A	L.H.	1	63	58
PB9M 5651212-A	R.H. - ⊕1001556	1	56,77	59
PB9M 5651213-A	L.H. - ⊕1001557	1	56,77	59
PB9M 5851212-A	R.H. - ⊕1017102	1	58	59
PB9M 5851213-A	L.H. - ⊕1017103	1	58	59
PB9M 6451212-A	R.H. - ⊕1017104	1	64	59
PB9M 6451213-A	L.H. - ⊕1017105	1	64	59
51216-7 RAIL (ROOF SIDE) OUTER REAR				
PB9M 5651216-A	R.H. - ⊕1001550	1	56,77	59
PB9M 5651217-A	L.H. - ⊕1001551	1	56,77	59
B9MB 5751216-A	R.H.	1	57	59
B9MB 5751217-A	L.H.	1	57	59
PB9M 5851216-A	R.H. - ⊕1017088	1	58	59
PB9M 5851217-A	L.H. - ⊕1017089	1	58	59
PB9M 6351216-A	R.H. - ⊕1005620	1	63	59
PB9M 6351217-A	L.H. - ⊕1005621	1	63	59
PB9M 6451216-A	R.H. - ⊕1017090	1	64	59
PB9M 6451217-A	L.H. - ⊕1017091	1	64	59

GROUP AND PART NUMBER	DESCRIPTION, SIZE, ETC.	NO. REQ'D	MODEL OR ENGINE CUBIC INCH DISPLACEMENT	YEAR 19__
51218-9 RAIL (ROOF SIDE) OUTER				
BU 5851218-B	R. H. - complete	1	57, 58	56
BU 5851219-B	L. H. - complete	1	57, 58	56
B6A 6451218-A	R. H. - complete - ⊕BJ-6451218-A	1	64	56
B6A 6451219-A	L. H. - complete - ⊕BJ-6451219-A	1	64	56
B5A 7351218-B	R. H. - complete - ⊕BN-7351218-B	1	73	56
B5A 7351219-B	L. H. - complete - ⊕BN-7351219-B	1	73	56
BAE 5751218-A	R. H.	1	57	57
BAE 5751219-A	L. H.	1	57	57
BAE 6351218-A	R. H.	1	63	57
BAE 6351219-A	L. H.	1	63	57
BAE 6551218-A	R. H.	1	65	57
BAE 6551219-A	L. H.	1	65	57
BAE 7551219-A	L. H.	1	75	57
BAE 5651218-A	R. H.	1	56, 77	57/58
BAE 5651219-A	L. H.	1	56, 77	57/58
BAE 5851219-A	L. H.	1	58	57/58
BAE 6451218-A	R. H.	1	58, 64	57/58
BAE 6451219-A	L. H.	1	58, 64	57/58
BAF 7551218-A	R. H.	1	75	57/58
BAF 5751218-A	R. H.	1	57	58
BAF 5751219-A	L. H.	1	57	58
BAF 6351218-A	R. H.	1	63	58
BAF 6351219-A	L. H.	1	63	58
BAF 6551218-A	R. H.	1	65	58
BAF 6551219-A	L. H.	1	65	58
BAF 7551219-A	L. H.	1	75	58
PB9M 5651218-A	R. H. - front - ⊕1005718	1	56, 77	59
PB9M 5651219-A	L. H. - front - ⊕1005719	1	56, 77	59
PB9M 5751218-A	R. H. - front - ⊕1000354	1	57, 63	59
PB9M 5751219-A	L. H. - front - ⊕1000355	1	57, 63	59
PB9M 5851218-A	R. H. - front - ⊕1001484	1	58	59
PB9M 5851219-A	L. H. - front - ⊕1001485	1	58	59
PB9M 6451218-A	R. H. - front - ⊕1001486	1	64	59
PB9M 6451219-A	L. H. - front - ⊕1001487	1	64	59
51222-3 WEATHERSTRIP (ROOF SIDE RAIL)				
BU 5751222-C	R. H. - rubber	(a, b)	1	57
BU 5751223-C	L. H. - rubber	(a, b)	1	57
B6A 6451222-B	R. H. - chrome & rubber - with flipper - ⊕BJ-6451222-B	(a)	1	64
B6A 6451223-B	L. H. - chrome & rubber - with flipper - ⊕BJ-6451223-B	(a)	1	64
BAE 5751222-B	R. H. - rubber	(a)	1	57
BAE 5751223-B	L. H. - rubber	(a)	1	57
BAF 5751222-A	R. H. - rubber	(a)	1	75
			1	57, 75
BAF 5751223-A	L. H. rubber	(a)	1	75
			1	57, 75
BAE 6351222-A	R. H.	(c)	1	56, 63, 65
BAE 6351223-A	L. H.	(c)	1	56, 63, 65
BAF 7751222-A	R. H. - rubber		1	77
BAF 7751223-A	L. H. - rubber		1	77
B9MB 5751222-A	R. H.	(d)	1	57
B9MB 5751223-A	L. H.	(d)	1	57
B9MB 6351222-A	R. H.	(d)	1	56, 63
COMB 6351223-A	L. H.	(d)	1	56, 63
	CONTINUED ON NEXT PAGE			

GROUP AND PART NUMBER	DESCRIPTION, SIZE, ETC.	NO. REQ'D	MODEL OR ENGINE CUBIC INCH DISPLACEMENT	YEAR 19__
51222-3 WEATHERSTRIP (ROOF SIDE RAIL) CONTINUED				
B9MB 7751222-C	R. H.	(d) 1	77	59
B9MB 7751223-A	L. H.	(d) 1	77	59
M 5397-B	Sealer	AR	d	
33132-S7	Screw-pan hd. cr. rec. -No. 8-15 x 5/8"	2	c	
36867-S6	Washer-flash c/sunk-No. 6	1	b	
50011-S2	Screw-flat hd. cr. rec. -No. 6-32 x 1/2"	1	b	
52720-S	Screw-pan. hd. cr. rec. -No. 8-15 x 3/8"	AR	d	
52726-S13	Screw-pan hd. cr. rec. -No. 8-15 x 1/2"	AR	a	
51269 BOW (FOLDING TOP) NO. 3				
B5A 7651269-AP	Approx. 54-1/16" across ends - ⊕BN-7651269-AP	(a) 1	76	56
BAE 7651269-AP	59-1/8" across ends	1	76	57/58
PB9M 7651269-AP	In prime - ⊕1004521	1	76	59
34954-S7	Washer-external tooth-No. 14	4	a	
52355-S13	Screw-oval hd. cr. rec. -No. 14-10" x 5/8"	4	a	
51274 BOW (FOLDING TOP) NO. 2				
B5A 7651274-AP	Approx. 53" across ends - ⊕BN-7651274-AP	(a) 1	76	56
BAE 7651274-AP	57-9/16" across ends	1	76	57/58
PB9M 7651274-AP	In prime - ⊕1004520	1	76	59
34954-S7	Washer-external tooth-No. 14	4	a	
52355-S13	Screw-oval hd. cr. rec. -No. 14-10" x 5/8"	4	a	
51278 BOW (FOLDING TOP) NO. 4				
BV 7651278-AP	Used with manual locking - less slats	(a) 1	76B	56
PB9M 7651278-AP	In prime - ⊕1004504	1	76	59
72009-S	Pin-cotter-3/32" x 5/8"	2	a	
356214-S8	Washer-flat-7/16"	2	a	
357411-S13	Pin-clevis-7/16" x 7/8"	2	a	
51288 BOW (FOLDING TOP) NO. 5				
BAE 7651288-AP	Steel - in prime - includes slats	(a) 1	76B	57
BAE 7651288-BP	Steel - in prime - includes slats	(a) 1	76A	57
		(a) 1	76	58
72034-S8	Pin-cotter-3/32" x 5/8"	2	a	
356214-S8	Washer-flat	2	a	
357412-S13	Pin-7/8"hd.-7/16"dia.-1-1/8"long	2	a	
51302-3 LINK (FOLDING TOP NO. 2 BOW CONTROL)				
BAE 7651302-A	R. H.	1	76B	57
BAE 7651303-A	L. H.	1	76B	57
BAE 7651302-BP	R. H.	1	76A	57
		1	76	58
BAE 7651303-BP	L. H.	1	76A	57
		1	76	58
PB9M 7651302-AP	R. H. - ⊕1004528	1	76	59
PB9M 7651303-AP	L. H. - ⊕1004529	1	76	59
51316-7 EXTENSION (ROOF SIDE INNER FRONT RAIL)				
BAE 6551316-B	R. H.	1	65,77	57/58
BAE 6551317-B	L. H.	1	65,75	57/58
51324 SEAL (ROOF SIDE RAIL WEATHERSTRIP) REAR				
BU 6451324-A	Side rear - rubber	2	64	56

GROUP AND PART NUMBER	DESCRIPTION, SIZE, ETC.	NO. REQ'D	MODEL OR ENGINE CUBIC INCH DISPLACEMENT	YEAR 19__
51326 BOW (FOLDING TOP) NO. 4 - LESS SLATS				
BAE 7651326-AP	In prime	1	76	57/58
51330 WEATHERSTRIP (FOLDING TOP NO. 1 BOW) REAR				
B6A 7651330-B	Steel & black rubber - approx. length 44-27/64" with 9 slotted holes 7/32" x 7/16" - ⊕BJ-7651330-B (a)	1	76	56
BAE 7651330-A	Steel and rubber - 54-23/64" long (a)	1	76	57/58
B9MB 7651330-B	58" long (b)	1	76	59
34938-S8	Washer-external tooth lock-No. 8	9	a	
52726-S13	Screw-pan hd. cr. rec. tap. -No. 8-15" x 1/2"	9	a	
358735-S	Screw-washer hd. cr. rec. -No. 8-15	11	b	
51338 WEATHERSTRIP (FOLDING TOP NO. 1 BOW) FRONT				
B5A 7651338-A	Rubber - approx. 59-35/64" long - ⊕BN-7651338-A	1	76	56
B7A 7651338-A	Rubber - 58-1/2" long - for service cut to 57" - ⊕BAC-7651338-A	1	76	57/58
B9MB 7651338-A	58" long	1	76	59
51384 MOULDING (FOLDING TOP NO. 1 BOW) OUTSIDE				
B5A 7651384-B	Rustless steel - approx. 54-1/4" across ends - ⊕BN-7651384-B (a)	1	76	56
PB9M 7651384-B	Rustless steel - ⊕1006475 (b)	1	76	59
34053-S8	Nut-cold punched-No. 10-24	12	a, b	
34903-S8	Washer-internal tooth lock-No. 10	12	a, b	
356499-S	Washer-flat-3/16" x 1/2" x 1/8"	10	a	
PB9M 7650350-A	Retainer - end	2	b	
PB9M 7650363-A	Retainer - center	6	b	
51486 SUPPORT & BRACKET (DOME LAMP MOUNTING)				
BU 5851486-B	Approx. 51-31/32" - across ends	1	57B, 58B	56
B6A 7051486-A	Approx. 53-29/32" - across ends - ⊕BJ-7051486-A	1	70, 73	56
51496 BRACKET (ROOF DOME LAMP MOUNTING)				
BAE 6451496-A	Used with COMB-6450244-A and COMB-5650222-A when replacing PB9M-5650244-A or PB9M-5750244-A	1	All	59
51552-3 WEATHERSTRIP (FOLDING TOP SIDE RAIL) OUTER CENTER				
B5A 7651552-A	R. H. - rustless steel - approx. 7-15/16" - ⊕BN-7651552-A (a)	1	76	56
B5A 7651553-A	L. H. - rustless steel - approx. 7-15/16" - ⊕BN-7651553-A (a)	1	76	56
50806-S13	Attach weatherstrip to slat folding top bow No. 4 - 50340-1 - with the following - Screw & washer assy. -pan hd. cr. rec. - 1/4"-20 x 3/8"	4	a	
51558-9 WEATHERSTRIP (FOLDING TOP SIDE RAIL) OUTER REAR				
B5A 7651558-A	R. H. - rustless steel - approx. 17-27/64" - ⊕BN-7651558-A	1	76	56
B5A 7651559-A	L. H. - rustless steel - approx. 17-27/64" - ⊕BN-7651559-A	1	76	56

GROUP AND PART NUMBER	DESCRIPTION, SIZE, ETC.	NO. REQ'D	MODEL OR ENGINE CUBIC INCH DISPLACEMENT	YEAR 19__
51562-3 WEATHERSTRIP (FOLDING TOP SIDE RAIL) FRONT				
B6A 7651562-A	R. H. - rubber - ⊕BJ-7651562-A	1	76	56
B6A 7651563-A	L. H. - rubber - ⊕BJ-7651563-A	1	76	56
BAE 7651562-B	R. H. - rubber - 30" long (a)	1	76	57/58
BAE 7651563-B	L. H. - rubber - 30" long (a)	1	76	57/58
PB9M 7651562-A	R. H. - 30-23/32" long - ⊕1002584 (b)	1	76	59
PB9M 7651563-A	L. H. - 30-23/32" long - ⊕1002585 (b)	1	76	59
34079-S7	Nut-hex. -No. 10-32	AR	a, b	
34803-S7	Lockwasher-No. 10	6	a	
34903-S	Washer-int. tooth lock-No. 10	3	b	
44713-S8	Washer-flat-No. 10	AR	a, b	
353014-S	Bolt-spec. hd. -No. 10-32	3	b	
356161-S8	Bolt-spl. hd. -No. 10-32	6	a	
357903-S	Screw-washer hd. cr. rec. -No. 8-15	1	b	
51564-5 WEATHERSTRIP (FOLDING TOP SIDE RAIL) CENTER				
B6A 7651564-A	R. H. - rubber - approx. 19-13/32" - ⊕BJ-7651564-A (a)	1	76	56
B6A 7651565-A	L. H. - rubber - approx. 19-13/32" - ⊕BJ-7651565-A (a)	1	76	56
BAE 7651564-A	R. H. - rubber - 16-53/64" long (a)	1	76	57/58
BAE 7651565-A	L. H. - rubber - 16-53/64" long (a)	1	76	57/58
PB9M 7651564-A	R. H. - 14-3/4" long - ⊕1002586 (b)	1	76	59
PB9M 7651565-A	L. H. - 14-3/4" long - ⊕1002587 (b)	1	76	59
	Attach weatherstrip to rail assy. folding top center side - 51154-5 - with the following -			
34079-S7	Nut-hex. cold punched-No. 10-32	AR	a, b	
34823-S7	Washer-light spring lock-No. 10	8	a	
34903-S	Washer-int. tooth lock-No. 10	3	b	
44713-S8	Washer-flat-No. 10	AR	a, b	
352161-S8	Bolt-spec. hd. mldg. -No. 10-32	8	a	
353014-S	Bolt-spec. hd. -No. 10-32	3	b	
51566-7 WEATHERSTRIP (FOLDING TOP SIDE RAIL) REAR				
B5A 7651566-A	R. H. - rubber - approx. 17-13/32" - ⊕BN-7651566-A (a)	1	76	56
B5A 7651567-A	L. H. - rubber - approx. 17-13/32" - ⊕BN-7651567-A (a)	1	76	56
BAE 7651566-A	R. H. - rubber (a)	1	76	57/58
BAE 7651567-A	L. H. - rubber (a)	1	76	57/58
PB9M 7651566-A	R. H. - 16-1/2" long - ⊕1002588 (b)	1	76	59
PB9M 7651567-A	L. H. - 16-1/2" long - ⊕1002589 (b)	1	76	59
	Attach weatherstrip assy. to rail assy. folding top rear side - 53196-7 - with the following -			
34079-S7	Nut-hex. cold-No. 10-32	AR	a, b	
34823-S7	Washer-light spring lock-No. 10	8	a	
34903-S	Washer-int. tooth lock-No. 10	3	b	
44713-S8	Washer-flat-No. 10	AR	a, b	
352161-S8	Bolt-spec. hd. mldg. -No. 10-32	8	a	
353014-S	Bolt-spec. hd. -No. 10-32	3	b	
	"T" type - approx. 1-7/64" x 2-3/4" - ⊕BN-7603458-A			
51616 BRACKET (ROOF INTERIOR REAR LAMP MOUNTING)				
BAF 5651616-B	Use with cargo lamp - approx. 3-1/8" x 6-7/8"	1	56,77	58/59
51618-9 RAIL (ROOF SIDE INNER) REAR UPPER				
PB9M 5751618-A	R. H. - ⊕1010570	1	57, 63	59
PB9M 5751619-A	L. H. - ⊕1010571	1	57, 63	59

GROUP AND PART NUMBER	DESCRIPTION. SIZE. ETC.	NO. REQ'D	MODEL OR ENGINE CUBIC INCH DISPLACEMENT	YEAR 19__
51620-1 RAIL (ROOF SIDE INNER) REAR LOWER				
PB9M 5751620-A	R. H. - @1006438	1	57	59
PB9M 5751621-A	L. H. - @1006439	1	57	59
PB9M 6351620-A	R. H. - @1006440	1	63	59
PB9M 6351621-A	L. H. - @1006441	1	63	59
51628-9 MOULDING (ROOF SIDE)				
PB9M 6351628-A	R. H. - rustless steel - 10-3/8" long - @1012042	1	63	59
PB9M 6351629-A	L. H. - rustless steel - 10-3/8" long - @1012043	1	63	59
51650-1 SEAL (ROOF SIDE RAIL WEATHERSTRIP) FRONT				
B6A 6451650-B	Side front - rubber - @BJ-6451650-A	2	64	56
BAE 6351650-A	R. H. - rubber - 36-1/8" long	1	56,63,65	57/58
BAE 6351651-A	L. H. - rubber - 36-1/8" long	1	56,63,65	57/58
51659 SPRING (ROOF SIDE RAIL WEATHERSTRIP FLIPPER) STRIKER				
BJ 6451659-A	Striker - steel wire - approx. length 2-27/32" with 3-1/4" coils each end - is part of B6A-6451222-3-B flipper w/strip assy.	2	64	56
BAC 6351659-A	Striker (a)	2	56,63,65	57/58
72069-S8	Pin-cotter-1/16" dia. x 1-1/2" long	1	a	
51662 COVER (ROOF SIDE RAIL WEATHERSTRIP STRIKER TRIGGER)				
BJ 6451662-A	Nylon	2	64	56
		2	56,63,65	57/58
51664-5 SPRING (ROOF SIDE RAIL WEATHERSTRIP FLIPPER) ASSIST				
BJ 6451664-A	Assist - R. H. - steel wire with (2) coils at one end is part of B6A-6451222-B flipper w/strip assy.	2	64	56
BJ 6451665-A	Assist - L. H. - steel wire with (2) coils at one end is part of B6A-6451223-B flipper w/strip assy.	2	64	56
BJ 6451664-A	R. H. - assist (a)	2	56,63,65	57/58
BJ 6451665-A	L. H. - assist (a)	2	56,63,65	57/58
72069-S8	Pin-cotter-1/16" dia. x 1-1/2" long	1	a	
51668-9 BRACKET (ROOF SIDE REAR OUTER RAIL TO WHEELHOUSE) UPPER				
PB9M 5651668-A	R. H. - @1006448	1	56,63,64	59
PB9M 5651669-A	L. H. - @1006449	1	56,63,64	59
51670-1 BRACKET (ROOF SIDE REAR OUTER RAIL TO WHEELHOUSE) LOWER				
PB9M 5651670-A	R. H. - @1006450	1	56,63,64	59
PB9M 5651671-A	L. H. - @1006451	1	56,63,64	59
51676-7 WEATHERSTRIP (ROOF SIDE RAIL) FRONT CORNER				
B6A 6451677-A	L. H. - rubber reinforced with steel - approx. length 3-7/16" with (2) 5/32" dia. holes - @BJ-6451677-A (a)	1	64	56
BAE 6351676-B	R. H. - rubber - 2-3/4" x 2" x 11/16" (a)	1	56,63,65	57/58
BAE 6351677-B	L. H. - rubber - 2-3/4" x 2" x 11/16" (a)	1	56,63,65	57/58
33132-S7	Screw-pan hd. cr. rec. -No. 8-15 x 5/8"	1	a	
52726-S8	Screw-pan hd. cr. rec. -No. 8-15 x 1/2"	4	a	

GROUP AND PART NUMBER	DESCRIPTION, SIZE, ETC.	NO. REQ'D	MODEL OR ENGINE CUBIC INCH DISPLACEMENT	YEAR 19__
51678-9 WEATHERSTRIP (ROOF SIDE RAIL) CENTER				
B6A 6451678-A	R. H. - rubber reinforced with steel - approx. length 3-55/64" with (2) 3/16" x 3/8" slot holes - ⊕BJ-6451678-A (a)	1	64	56
B6A 6451679-A	L. H. - rubber reinforced with steel - approx. length 3-55/64" with (2) 3/16" x 3/8" slot holes - ⊕BJ-6451679-A (a)	1	64	56
B7A 6351678-A	R. H. - rubber - ⊕BAC-6351678-A (b)	1	56, 63, 65	57/58
B7A 6351679-A	L. H. - rubber - ⊕BAC-6351679-A (b)	1	56, 63, 65	57/58
33132-S7	Screw-pan hd. cr. rec. -No. 8-15 x 5/8"	2	b	
52726-S8	Screw-pan hd. cr. rec. -No. 8-15 x 1/2"	4	a	
51686-7 MOULDING (ROOF DRIP SIDE-BELT)				
BAF 5651686-A	R. H. - steel	1	56, 77	58
BAF 5651687-A	L. H. - steel	1	56, 77	58
B9MB 5651686-B	R. H. - painted	1	56, 77A	59
B9MB 5651687-B	L. H. - painted	1	56, 77A	59
B9MB 7751686-A	R. H. - rustless steel	1	77B, D	59
B9MB 7751687-A	L. H. - rustless steel	1	77B, D	59
51700-1 MOULDING (ROOF DRIP SIDE)				
BV 5851700-A	R. H. - approx. 27/64" x 70-53/64"	1	57, 58	56
BV 5851701-A	L. H. - approx. 27/64" x 70-53/64"	1	57, 58	56
B5A 5951700-B	R. H. - approx. 27/64" x 95-1/4" - ⊕BN-5951700-B	1	79	56
B5A 5951701-B	L. H. - approx. 27/64" x 95-1/4" - ⊕BN-5951701-B	1	79	56
B5A 6451700-B	R. H. - approx. 21/32" x 67-19/32" - ⊕BV-6451700-A	1	64	56
B5A 6451701-B	L. H. - approx. 21/32" x 67-19/32" - ⊕BV-6451701-A	1	64	56
B5A 7051700-B	R. H. - approx. 27/64" x 63-1/32" - ⊕BN-7051700-B	1	70, 73	56
B5A 7051701-B	L. H. - approx. 27/64" x 63-1/32" - ⊕BN-7051701-B	1	70, 73	56
BAE 5751700-A	R. H. - steel	1	57	57
BAE 5751701-A	L. H. - steel	1	57	57
BAF 5651700-A	R. H.	1	56, 77	57/58
BAF 5651701-A	L. H.	1	56, 77	57/58
BAE 6451700-A	R. H. - steel	1	58, 63, 64	57
		1	58, 64	58
BAE 6451701-A	L. H. - steel	1	58, 63, 64	57
		1	58, 64	58
BAF 6551700-A	R. H.	1	65, 75	57/58
BAF 6551701-A	L. H.	1	65, 75	57/58
BAF 5751700-B	R. H. - steel	1	57, 63	58
BAF 5751701-B	L. H. - steel	1	57, 63	58
B9MB 5651700-A	R. H. - front	1	56, 77	59
B9MB 5651701-A	L. H. - front	1	56, 77	59
B9MB 5751700-A	R. H. - used on cars built after 11-12-58 - used with B9MB-5751862-C-D extension	1	57	59
B9MB 5751701-A	L. H. - used on cars built after 11-12-58 - used with B9MB-5751863-C-D extension	1	57	59
PB9M 5751700-A	R. H. - used on cars built prior to 11-12-58 - ⊕1009410	1	57	59
PB9M 5751701-A	L. H. - used on cars built prior to 11-12-58 - ⊕1009411	1	57	59
PB9M 5851700-A	R. H. - ⊕1000616	1	58, 64	59
PB9M 5851701-A	L. H. - ⊕1000617	1	58, 64	59
PB9M 6351700-A	R. H. - ⊕1009412	1	63	59
PB9M 6351701-A	L. H. - ⊕1009413	1	63	59

GROUP AND PART NUMBER	DESCRIPTION, SIZE, ETC.	NO. REQ'D	MODEL OR ENGINE CUBIC INCH DISPLACEMENT	YEAR 19__
517A02-3	MOULDING (ROOF OUTSIDE REAR SIDE)			
	See basic part number 50458-9			
51704	MOULDING (ROOF DRIP) REAR FINISH			
B5A 5951704-A	Approx. 27/64" x 45-13/16" - ⊕BN-5951704-A	1	79	56
BAF 5651704-A	56-27/32" across ends	1	56,77	57/58
PB9M 7751704-A	Rustless steel - 47-3/4" long - ⊕1011504	1	77B, D	59
51716	MOULDING (ROOF OUTSIDE) FRONT			
BAE 6551716-A	Steel - 42-15/16" long	1	65,75	57/58
51718-9	MOULDING (ROOF DRIP FRONT)			
B6A 7051718-A	R.H.	1	70, 73, 79	56
B6A 7051719-A	L.H.	1	70, 73, 79	56
51720-1	MOULDING (ROOF DRIP SIDE) REAR			
BAE 5651720-A	R.H.	1	56,77	57/58
BAE 5651721-A	L.H.	1	56,77	57/58
PB9M 5651720-A	R.H. - 67-5/8" long - ⊕1001370	1	56, 77	59
PB9M 5651721-A	L.H. - 67-5/8" long - ⊕1001371	1	56, 77	59
51722-3	MOULDING & WEATHERSTRIP (ROOF SIDE RAIL)			
BU 5751722-A	R.H. - rustless steel & rubber	1	57A, 57B	56
BU 5751723-A	L.H. - rustless steel & rubber	1	57A, 57B	56
51724	MOULDING (ROOF DRIP) FRONT			
B5A 6451724-A	Approx. length 53" across ends - ⊕BN-6451724-A	1	57, 58, 64	56
B5A 7051724-B	Approx. 27/64" x 52-1/2" across ends - ⊕BN-7051724-B	1	70, 73, 79	56
51726-7	MOULDING (ROOF DRIP SIDE) FINISH			
BV 5851726-A	R.H. - rustless steel - approx. 15/32" x 71-1/64"	1	57, 58	56
BV 5851727-A	L.H. - rustless steel - approx. 15/32" x 71-1/64"	1	57, 58	56
B6A 6451726-A	R.H. - rustless steel - approx. 15/32" x 69-15/16" ⊕BV-6451726-A	1	64 except 64E	56
B6A 6451727-A	L.H. - rustless steel - approx. 15/32" x 69-15/16" ⊕BV-6451727-A	1	64 except 64E	56
BU 7351726-A	R.H. - rustless steel - approx. 15/32" x 65-15/32"	1	73C	56
BU 7351727-A	L.H. - rustless steel - approx. 15/32" x 65-15/32"	1	73C	56
BAE 5651726-A	R.H. - front - rustless steel - 70-7/8" long	1	56B, 77B, D	57
BAE 5651727-A	L.H. - front - rustless steel - 70-7/8" long	1	56B, 77B, D	57
BAE 5751726-A	R.H. - rustless steel - 15/32" x 70-5/8"	1	57B	57
BAE 5751727-A	L.H. - rustless steel - 15/32" x 70-5/8"	1	57B	57
BAE 6551726-A	R.H. - rustless steel - 15/32" x 71-3/8"	1	65,75	57
BAE 6551727-A	L.H. - rustless steel - 15/32" x 71-3/8"	1	65,75	57
BAE 6351726-A	R.H. - side front - rustless steel - 15/32" x 7-7/8"	1	56A, 57A, 58A, 63A, 64, 77A, C	57
		1	56A, 58A, 64A, 77A, C	58
BAE 6351727-A	L.H. - side front - rustless steel - 15/32" x 7-7/8"	1	56A, 57A, 58A, 63A, 64, 77A, C	57
		1	56A, 58A, 64A, 77A, C	58
BAE 6451726-A	R.H. - rustless steel - 15/32" x 64-23/64"	1	58B, 63B,	57
		1	58B, 64	58
BAE 6451727-A	L.H. - rustless steel - 15/32" x 64-23/64"	1	58B, 63B	57
		1	58B, 64	58
BAF 5651726-A	R.H. - front - rustless steel - 70-1/16" long	1	56B, 77B, D	58
BAF 5651727-A	L.H. - front - rustless steel - 70-1/16" long	1	56B, 77B, D	58
BAF 5651726-A	R.H. - rustless steel - 15/32" x 7-27/32" long	1	56B, 77B, D	58
BAF 5651727-A	L.H. - rustless steel - 15/32" x 7-27/32" long	1	56B, 77B, D	58
	CONTINUED ON NEXT PAGE			

GROUP AND PART NUMBER	DESCRIPTION, SIZE, ETC.	NO. REQ'D	MODEL OR ENGINE CUBIC INCH DISPLACEMENT	YEAR 19__
51726-7 MOULDING (ROOF DRIP SIDE) FINISH (CONTINUED)				
BAF 5751726-B	R.H. - rustless steel - 15/32" x 70-1/4"	1	57B,C,63B,C,65,75A	58
BAF 5751727-B	L.H. - rustless steel - 15/32" x 70-1/4"	1	57B,C,63B,C,65,75A	58
BAF 6551726-B	R.H. - rear - rustless steel - 15/32" x 70-1/4"	1	65,75	58
BAF 6551727-B	L.H. - rear - rustless steel - 15/32" x 70-1/4"	1	65,75	58
B9MB 5751726-A	R.H. - rustless steel - used on cars built after 11-12-58 - use with B9MB-5751862-C extension only	1	57B, C	59
B9MB 5751727-A	L.H. - rustless steel - used on cars built after 11-12-58 - use with B9MB-5751863-C extension only	1	57B, C	59
PB9M 5751726-A	R.H. - rustless steel - used on cars built prior to 11-12-58 - Ⓢ1011194	1	57B, C	59
PB9M 5751727-A	L.H. - rustless steel - used on cars built prior to 11-12-58 - Ⓢ1011195	1	57B, C	59
PB9M 5851726-A	R.H. - rustless steel - developed length - 55" Ⓢ1004898	1	58B	59
PB9M 5851727-A	L.H. - rustless steel - developed length - 55" - Ⓢ1004899	1	58B	59
PB9M 6351726-A	R.H. - rustless steel - Ⓢ1012076	1	63B, C	59
PB9M 6351727-A	L.H. - rustless steel - Ⓢ1012077	1	63B, C	59
PB9M 7751726-A	R.H. - front - rustless steel - developed length - 65-1/4" - Ⓢ1007246	1	77B, D	59
PB9M 7751727-A	L.H. - front - rustless steel - developed length - 65-1/4" - Ⓢ1007247	1	77B, D	59
51728-9 MOULDING (ROOF DRIP SIDE FINISH) REAR				
BAE 5651728-A	R.H. - rustless steel - 39-7/8" long (a)	1	56B,77B,D	57/58
BAE 5651729-A	L.H. - rustless steel - 39-7/8" long (a)	1	56B,77B,D	57/58
BAE 5651728-B	R.H. - rustless steel - 6-7/8" long	1	56A,77A,C	57/58
BAE 5651729-B	L.H. - rustless steel - 6-7/8" long	1	56A,77A,C	57/58
BAE 6451728-A	R.H. - rustless steel - 7/16" x 5-27/32"	1	58B	57/58
BAE 6451729-A	L.H. - rustless steel - 7/16" x 5-27/32"	1	58B	57/58
BAF 5751728-B	R.H. - rustless steel - 15/32" x 6-7/8" long	1	57B,C,63B,C	58
BAF 5751729-B	L.H. - rustless steel - 15/32" x 6-7/8" long	1	57B,C,63B,C	58
BAF 6551728-B	R.H. - rustless steel - 15/32" x 7-3/8" long	1	65,75	58
BAF 6551729-B	L.H. - rustless steel - 15/32" x 7-3/8" long	1	65,75	58
PB9M 5651728-A	R.H. - rear - rustless steel - Ⓢ1018330	1	77B, D	59
PB9M 5651729-A	L.H. - rear - rustless steel - Ⓢ1018331	1	77B, D	59
PB9M 7751728-A	R.H. - rear corner - rustless steel - Ⓢ1011518	1	77B, D	59
PB9M 7751729-A	L.H. - rear corner - rustless steel - Ⓢ1011519	1	77B, D	59
BAF 5650160-B	Retainer	32	a	
51736 MOULDING (ROOF SIDE INNER LOWER) REAR				
BU 5751736-A	R.H. - rustless steel - two piece design - approx. length 35-7/8"	1	57A	56
51744-5 COVER (ROOF SIDE INNER MOULDING JOINT)				
PB7M 5751744-AP	R.H. - steel	1	56,57,63,77	57
PB7M 5751745-AP	L.H. - steel	1	56,57,63,77	57

GROUP AND PART NUMBER	DESCRIPTION. SIZE. ETC.	NO. REQ'D	MODEL OR ENGINE CUBIC INCH DISPLACEMENT	YEAR 19__	
51746-7 MOULDING (ROOF SIDE INNER) COMPLETE SIDE					
BAE 5751746-AP	R.H. - 1-5/16" x 56-29/32" - across ends	1	57	57	
BAE 5751747-AP	L.H. - 1-5/16" x 56-29/32" - across ends	1	57	57	
BAE 6351746-AP	R.H. - 1-5/16" x 62-3/16" - across ends	1	63	57	
BAE 6351747-AP	L.H. - 1-5/16" x 62-3/16" - across ends	1	63	57	
BAE 5651746-AP	R.H. - 1-5/16" x 60-3/4" - across ends	1	56	57/58	
BAE 5651747-AP	L.H. - 1-5/16" x 60-3/4" - across ends	1	56	57/58	
BAE 6551746-A	R.H. - rustless steel - 1-5/16" x 56-1/8" - across ends	1	65	57/58	
BAE 6551747-A	L.H. - rustless steel - 1-5/16" x 56-1/8" - across ends	1	65	57/58	
BAE 7551746-A	R.H. - rustless steel - 1-5/16" x 56-1/8" - across ends	1	75	57/58	
BAE 7551747-A	L.H. - rustless steel - 1-5/16" x 56-1/8" - across ends	1	75	57/58	
BAE 7751746-AP	R.H. - 1-5/16" x 60-3/4" - across ends	1	77	57/58	
BAE 7751747-AP	L.H. - 1-5/16" x 60-3/4" - across ends	1	77	57/58	
BAF 5751746-AP	R.H. - in prime - 1-5/16" x 58" - across ends	1	57A,B	58	
BAF 5751747-AP	L.H. - in prime - 1-5/16" x 58" - across ends	1	57A,B	58	
BAF 5751746-B	R.H. - rustless steel - 1-5/16" x 58" - across ends	1	57C	58	
BAF 5751747-B	L.H. - rustless steel - 1-5/16" x 58" - across ends	1	57C	58	
BAF 6351746-AP	R.H. - in prime - 1-5/16" x 58" - across ends	1	63A,B	58	
BAF 6351747-AP	L.H. - in prime - 1-5/16" x 58" - across ends	1	63A,B	58	
BAF 6351746-B	R.H. - rustless steel - 1-5/16" x 58" - across ends	1	63C	58	
BAF 6351747-B	L.H. - rustless steel - 1-5/16" x 58" - across ends	1	63C	58	
51752-3 MOULDING (ROOF SIDE INNER)					
BU 5851752-BP	R.H. - side complete - one piece design - in prime - approx. 15/32" x 71"	(b)	1	57B, 58B	56
BU 5851753-BP	L.H. - side complete - one piece design - in prime - approx. 15/32" x 71"	(b)	1	57B, 58B	56
BV 5851752-A	R.H. - side complete - one piece design - rustless steel - approx. 15/32" x 71"	(b)	1	57A, 58A	56
BV 5851753-A	L.H. - side complete - one piece design - rustless steel - approx. 15/32" x 71"	(b)	1	57A, 58A	56
BU 6451752-AP	R.H. - front - in prime - approx. 2-9/64" x 34-13/16" - used with A/cond. on 64D	(a)	1	64C, 64D	56
BU 6451753-AP	L.H. - front - in prime - approx. 2-9/64" x 34-13/16" - used with A/cond. on 64D	(a)	1	64C, 64D	56
BV 6451752-A	R.H. - front - approx. 2-13/64" x 33-13/16"	(a)	1	64A	56
BV 6451753-A	L.H. - front - approx. 2-13/64" x 33-13/16"	(a)	1	64A	56
PB9M 5651752-A	R.H. - in prime - developed length - 44-1/4" - \oplus 1017838	(c)	1	56, 77	59
PB9M 5651753-A	L.H. - in prime - developed length - 44-1/4" - \oplus 1017839	(c)	1	56, 77	59
B9MB 5751752-A	R.H. - developed length - 54"	(c)	1	57C, 63C	59
B9MB 5751753-A	L.H. - developed length - 54"	(c)	1	57C, 63C	59
PB9M 5751752-A	R.H. - in prime - developed length - 54" - \oplus 1017834	(c)	1	57A, B, 63A, B	59
PB9M 5751753-A	L.H. - in prime - developed length - 54" - \oplus 1017835	(c)	1	57A, B, 63A, B	59
Attach moulding to rail roof side inner front - 51184-5 - with the following -					
51855-S8	Screw-pan hd. cr. rec. -No. 8-32 x 3/8"	1	a		
52376-S13	Screw-oval hd. cr. rec. tap. -No. 8-15 x 1"	3	a		
52726-S2	Screw-pan hd. cr. rec. -No. 8-15 x 1/2"	2	b		
53038-S	Screw-oval trim hd. cr. rec. tap. -No. 8-15 x 3/4"	AR	c		

GROUP AND PART NUMBER	DESCRIPTION, SIZE, ETC.	NO. REQ'D	MODEL OR ENGINE CUBIC INCH DISPLACEMENT	YEAR 19__
51754-5 MOULDING (ROOF SIDE INNER) REAR				
BU 6451754-AP	R. H. - in prime - approx. 2-9/64" x 34-1/16" - (a) used with air conditioner on 64D	1	64C, 64D	56
BU 6451755-AP	L. H. - in prime - approx. 2-9/64" x 34-1/16" - (a) used with air conditioner on 64D	1	64C, 64D	56
BV 6451754-A	R. H. - chrome finish - (a) approx. 2-9/64" x 35-11/32"	1	64A	56
BV 6451755-A	L. H. - chrome finish - (a) approx. 2-9/64" x 35-11/32"	1	64A	56
52388-S13	Screw-oval hd. cr. rec. tap. -No. 8-15 x 1-1/4"	2	a	
354354-S13	Screw-oval hd. type A tap-No. 8 x 1-3/4"	1	a	
51758-9 MOULDING (ROOF DRIP SIDE FRONT FINISH LOWER - REAR)				
BAE 5651758-A	R. H. - rustless steel - 22-9/16" developed length	1	56B, 77B, D	57
BAE 5651759-A	L. H. - rustless steel - 22-9/16" developed length	1	56B, 77B, D	57
51762 COVER (ROOF DRIP MOULDING FRONT CORNER JOINT)				
B5A 7051762-A	Terne plate - @BN-7051762-A	2	57C, 57D, 64D, 64E, 70, 73B, 79	56
		2	56, 77A	59
51792 COVER (ROOF DRIP FINISH MOULDING FRONT CORNER JOINT)				
BG 7351792-A	Rustless steel	2	56B, 77B, D	57/58
51806-7 MOULDING (ROOF DRIP SIDE REAR FINISH) FRONT				
BAE 5651806-B	R. H. - rustless steel - 21-1/2" long	1	56B, 77B, D	57/58
BAE 5651807-B	L. H. - rustless steel - 21-1/2" long	1	56B, 77B, D	57/58
51810 RETAINER (ROOF OUTSIDE REAR MOULDING INNER)				
BAF 5751810-A	Steel - 1-15/32" long - used with Roof Outside Rear Moulding Inner	2	57, 63	58
51828-9 MOULDING (ROOF OUTSIDE BELT)				
BAF 5651828-B	R. H. - 7-13/16" long	1	56A, B, 77A, C, D	58
BAF 5651829-B	L. H. - 7-13/16" long	1	56A, B, 77A, C, D	58
PB9M 5651828-A	R. H. - @1018312	1	56, 77	59
PB9M 5651829-A	L. H. - @1018313	1	56, 77	59
51858-9 EXTENSION (ROOF DRIP SIDE MOULDING) FRONT				
B9MB 6451858-A	R. H. - rustless steel (a)	1	All except 76	59
B9MB 6451859-A	L. H. - rustless steel (a)	1	All except 76	59
52005-S13	Screw-flat hd. cr. rec. tap. -No. 6-18 x 3/8"	2	a	
51862-3 EXTENSION (ROOF DRIP SIDE FINISH MOULDING) REAR				
B9MB 5751862-C	R. H. - use with B9MB-5751726-A moulding only (a)	1	57B, C	59
B9MB 5751863-C	L. H. - use with B9MB-5751727-A moulding only (a)	1	57B, C	59
B9MB 5751862-D	R. H. - in prime - use with B9MB-5751700-A moulding only (a)	1	57A	59
B9MB 5751863-D	L. H. - in prime - use with B9MB-5751701-A moulding only (a)	1	57A	59
52726-S13	Screw-pan. hd. cr. rec. tap. -No. 8-15 x 1/2"	2	a	
51978-9 PANEL (ROOF TRIM) SIDE				
B9MB 6351978-AP	R. H. - in prime - roof to quarter panel (a)	1	63A, B	59
B9MB 6351979-AP	L. H. - in prime - roof to quarter panel (a)	1	63A, B	59
B9MB 6351978-BP	R. H. - textured metal - roof to quarter panel (a)	1	63C	59
B9MB 6351979-BP	L. H. - textured metal - roof to quarter panel (a)	1	63C	59
52720-S	Screw-pan hd. cr. rec. tap. -No. 8-15 x 3/8"	AR	a	

GROUP AND PART NUMBER	DESCRIPTION, SIZE, ETC.	NO. REQ'D	MODEL OR ENGINE CUBIC INCH DISPLACEMENT	YEAR 19_____
52101-8	SUPPORT (ROOF HEADLINING RETAINING)			
BV 6452101-A	No. 1 - developed length approx. 52-9/16" - both ends orange for 3"	1	64	56
BV 6452102-A	No. 2 - developed length approx. 53-3/16" - one end orange for 3" - other end purple for 3"	1	64	56
BV 6452103-A	No. 3 - developed length approx. 53-1/2" - one end orange for 3" - other end blue for 3"	1	64	56
B5A 6452105-A	No. 4-5 - developed length approx. 53-3/4" - one end white for 3" - other end yellow for 3" - ⊕BN-6452105-A	2	64	56
B5A 6452106-A	No. 6 - developed length approx. 54-3/16" - one end white for 3" - other end red for 3" - ⊕BN-6452106-A	1	64	56
BV 6452107-A	☆No. 7 - developed length approx. 54-13/16" one end orange for 3" - other end green for 3"	1	64	56
B5A 6452108-A	No. 8 - developed length approx. 55-1/2" - one end white for 3" - other end aluminum for 3" - ⊕BN-6452108-A	1	64	56
BV 7052101-A	☆No. 1 - developed length approx. 51-3/4" - one end gray for 3"	1	70, 73	56
B6A 7052101-A	No. 1 - developed length approx. 51-1/2" - one end purple for 3" - ⊕BN-7052101-A	1	70, 73	56
BV 7052102-A	☆No. 2 - developed length approx. 53" - one end white for 3" - other end gray for 3"	1	70, 73	56
B6A 7052102-A	No. 2 - developed length approx. 52-25/32" - one end purple for 3" - other end white for 3" - ⊕BN-7052102-A	1	70, 73	56
B6A 7052103-A	No. 3 - developed length approx. 53-5/32" - one end purple for 3" - other end blue for 3" - ⊕BN-7052103-A	1	70, 73	56
B6A 7052104-A	No. 4 - developed length approx. 53-1/4" - one end purple for 3" - other end yellow for 3" - ⊕BN-7052104-A	1	70, 73	56
B6A 7052105-A	No. 5 - developed length approx. 54-1/8" - one end purple for 3" - other end red for 3" - ⊕BN-7052105-A	1	70, 73	56
B6A 7052106-A	No. 6 - developed length approx. 56-5/8" - one end purple for 3" - other end green for 3" - ⊕BN-7052106-A	1	70, 73	56
B6A 7052108-A	No. 8 - developed length approx. 64-5/16" - one end purple for 3" - other end orange for 3" - ⊕BN-7052108-A	1	70, 73	56
BAE 5752103-A	No. 3 - developed length 55-13/16" - one end blue for 3" other end red for 3"	1	57,63	57
BAE 5752104-A	No. 4 - developed length 56-9/16" - one end yellow for 3" other end red for 3"	1	57,63	57
BAE 5752105-A	No. 5 - developed length 57-13/16" - both ends red for 6"	1	57	57
BAE 5752106-A	No. 6 - developed length 63-5/16" - one end green for 6" - other end red for 6"	1	57	57
BAE 6352105-A	No. 5 - steel wire - developed length 57-1/4" - both ends painted red for 3"	1	63	57
BAE 5652101-A	No. 1 and 2 - used with soft headlining only - developed length 56-1/2" - one end black for 3" other end orange for 3"	2	56,77	57/58
	☆ Used with air conditioner			
	CONTINUED ON NEXT PAGE			

GROUP AND PART NUMBER	DESCRIPTION, SIZE, ETC.	NO REQ'D	MODEL OR ENGINE CUBIC INCH DISPLACEMENT	YEAR 19__
52101-8 SUPPORT (ROOF HEADLINING RETAINING) CONTINUED				
BAE 5652103-A	No. 3 - used with soft headlining only - developed length 56-15/16" - one end blue for 3" other end orange for 3" - when used to replace No.5 add 3/16" hole 5/8" from each end	1	56,77	57/58
BAE 5652104-A	No. 4 - used with soft headlining only - developed length 57-9/16" - one end yellow for 3" other end orange for 3"	1	56,77	57/58
BAE 5652105-A	No. 5 - used with soft headlining only - developed length 58-5/8" - one end aluminum for 3" other end orange for 3"	1	56,77	57/58
BAE 5652106-A	No. 6 - used with soft headlining only - developed length 59" - one end green for 3" other end orange for 3"	2	56,77	57/58
BAE 5652107-A	No. 7 - used with soft headlining only - developed length 59-1/4" - both ends orange for 3"	2	56,77	57/58
BAE 5752107-A	No. 7 - developed length 67-1/2" - one end aluminum for 6" other end red for 6"	1	57	57/58
BAE 6452101-A	No. 1 - developed length 55-5/8" - one end red for 3" other end orange for 3"	1	58,64	57/58
	No. 1 and 2 - developed length 55-5/8" - one end red for 3" other end orange for 3"	2	57,63	57
BAE 6452102-A	No. 2 - developed length 56-1/8" - one end green for 3" other end purple for 3"	1	58,64	57/58
	No. 3 - developed length 56-1/8" - one end green 3" other end purple for 3"	1	57,63	57
BAE 6452103-A	No. 3 - developed length 56-5/8" - one end green for 3" other end blue for 3"	1	58,64	57
		1	58,64A	58
BAE 6452104-A	No. 4 - developed length 57-1/12" - one end green for 3" other end yellow for 3"	1	58,64	57/58
BAE 6452105-A	No. 5 - developed length 57-3/4" - one end green for 3" other end aluminum for 3"	1	58,64	57
		1	58,64A	58
BAE 6452106-A	No. 6 - developed length 58-15/16" - one end red for 3" other end green for 3"	1	58,63,64	57
		1	58,64	58
BAE 6452107-A	No. 7 - one end red for 3" other end aluminum for 3"	1	58,63,64	57
		1	58,64	58
BAE 6552101-A	No. 1 - rustless steel - 27/32" x 54-15/32" - across ends	1	65,75	57/58
BAE 6552102-A	No. 2 - steel wire developed length 55-7/16" - one end green for 3" other end white for 3"	1	65,75	57/58
BAE 6552103-A	No. 3 - rustless steel - 27/32" x 55-1/4" - across ends	1	65,75	57/58
BAE 6552104-A	No. 4 - steel wire - developed length 56-3/4" - one end green for 3" other end yellow for 3"	1	65,75	57/58
BAE 6552105-A	No. 5 - rustless steel - 27/32" x 56-1/2" - across ends	1	65,75	57/58
BAE 6552106-A	No. 6 - steel wire - developed length 61-13/16" - both ends light green for 3"	1	65,75	57/58
BAF 5652101-A	No. 1 - used with mead board headlining only - developed length 58-1/2" - red painted on end	1	56,77	58
BAF 5652102-A	No. 2 - used with mead board headlining only - developed length 59-3/4" - blue painted on end	1	56,77	58
CONTINUED ON NEXT PAGE				

GROUP AND PART NUMBER	DESCRIPTION, SIZE, ETC.	NO. REQ'D	MODEL OR ENGINE CUBIC INCH DISPLACEMENT	YEAR 19__
52101-8 SUPPORT (ROOF HEADLINING RETAINING) CONTINUED				
BAF 5652103-A	No. 3 - used with mead board headlining only - developed length 61-1/4" - green painted on end	1	56,77	58
BAF 5652104-A	No. 4 - used with mead board headlining only - developed length 61-3/4" - yellow painted on end	1	56,77	58
BAF 5752101-B	No. 1 - developed length 55" - one end orange for 6" other end red for 6"	1	57,63	58
BAF 5752102-B	No. 2 - developed length 55-1/2" - one end blue for 6" other end red for 6"	1	57,63	58
BAF 5752103-B	No. 3 - developed length 56-1/16" - one end yellow for 6" other end red for 6"	1	57,63	58
BAF 5752104-A	No. 4 - developed length 56-3/4" - both ends red for 6"	1	57,63	58
BAF 5752105-B	No. 5 - developed length 58-7/8" - one end green for 6" other end red for 6"	1	57,63	58
BAF 5752106-B	No. 6 - developed length 62-3/8" - one end aluminum for 6" other end red for 6"	1	57,63	58
B9MB 5652101-A	No. 1 - 60" long- painted red (a)	1	56, 77	59
B9MB 5652102-A	No. 2 and 5 - 61-1/2" long - painted blue (a)	2	56, 77	59
B9MB 5652103-A	No. 3 and 4 - 62-1/4" long - painted green (a)	2	56, 77	59
PB9M 5752101-A	No. 3 - developed length - 58-1/16" - one end red for 3" - other end blue for 3" - used on cars built prior to 5-1-59 - for cars built after this date use B9MB-5752103-A (a)	1	57, 63	59
B9MB 5752103-A	No. 3 - developed length - 58-1/16" - one end red for 3" - other end blue for 3" - used on cars built after 5-1-59 - for cars built prior to this date use PB9M-5752101-A (a)	1	57, 63	59
PB9M 5752103-A	No. 1 and 2 - developed length - 57-11/16" - one end red for 3" - other end orange for 3" - ⊕1017458 (a)	2	57, 63	59
PB9M 5752104-A	No. 4 - developed length - 58-5/16" - one end red for 3" - other end yellow for 3" - ⊕1011484 (a)	1	57, 63	59
PB9M 5752105-A	No. 5 - developed length - 59-1/8" - both ends red for 3" - ⊕1011485 (a)	1	57, 63	59
PB9M 5852105-A	No. 5 - developed length - 60-5/8" - both ends green for 3" - ⊕1011501 (a)	1	58, 64	59
PB9M 5852106-A	No. 6 - developed length - 58-1/2" - one end green for 3" - other end aluminum for 3" - ⊕1011502 (a)	1	58, 64	59
B9MB 6452101-A	No. 1 - developed length - 57-1/16" - one end green for 3" - other end orange for 3" (a)	1	58, 64	59
B9MB 6452102-A	No. 2 - developed length - 58-1/16" - one end green for 3" - other end purple (a)	1	58, 64	59
B9MB 6452103-A	No. 3 - developed length - 58-1/16" one end green for 3" - other end blue (a)	1	58, 64	59
B9MB 6452104-A	No. 4 - developed length - 58-7/16" one end green for 3" - other end yellow (a)	1	58, 64	59
52726-S8	Screw-pan hd. cr. rec. tap. -8-15 x 1/2"	AR	a	
52126 CAP (ROOF HEADLINING SUPPORT)				
B9A 5652126-A	Steel - in prime - used with mead board headlining only - 1/4" x 3/4" x 7/8" long - ⊕BAF-5652126-B	10	56A,77A,C	58
B9A 5652126-B	Steel - chrome finish - used with mead board headlining only - 1/4" x 3/4" x 7/8" long - ⊕BAF-5652126-A	10	56, 77A	59
B9A 5652126-B	Steel - chrome finish - used with mead board headlining only - 1/4" x 3/4" x 7/8" long - ⊕BAF-5652126-A	10	56B,77B,D	58
B9A 5652126-B	Steel - chrome finish - used with mead board headlining only - 1/4" x 3/4" x 7/8" long - ⊕BAF-5652126-A	10	77B,D	59

GROUP AND PART NUMBER	DESCRIPTION, SIZE, ETC.	NO. REQ'D	MODEL OR ENGINE CUBIC INCH DISPLACEMENT	YEAR 19__
52176-7 RETAINER (ROOF HEADLINING REAR CORNER)				
BAE 5652176-A	R.H. - steel - use with soft headlining only	1	56,77	57/58
BAE 5652177-A	L.H. - steel - use with soft headlining only	1	56,77	57/58
52180 RETAINER (ROOF HEADLINING SUPPORT) REAR				
BV 5852180-A	Rear - steel wire - approx. length 5-11/16"	2	57, 58	56
BAE 6452180-A	Steel wire	2	57, 58, 63, 64	57
BAE 5652180-A	Steel wire	2	56, 77	57/58
BAF 5752180-A	Steel wire - 9-3/4" long	1	57, 63	58
		2	58, 64	58
PB9M 5752180-A	Steel wire - @1005686	2	57, 58, 63, 64	59
52182 RETAINER (ROOF HEADLINING SUPPORT)				
B5A 6452182-A	Steel - approx. 5/8" x 3/4" - @BN-6452182-A	AR	All except 70C, 76B	56
B5A 6452182-A	Roof side rails - to attach headlining - @BN-6452182-A	AR	65, 75	57
		AR	All except 76	58
52186 SUPPORT (HEADLINING REAR CORNER)				
BAF 5652186-B	Rubber - 1" x 14" - used with mead board headlining	2	56, 77	58
52714 RETAINER (FOLDING TOP SIDE RAIL DECK)				
B5A 7652714-A	Steel - approx. length 1-39/64" - (a) @BN-7652714-A	4	76	56
52055-S8	Attach retainer to rail assy. folding top center side - 51154-5 - with the following - Screw-flat hd. cr. rec. -No. 6-20" x 3/8"	4	a	
52055-S8	Attach retainer to rail assy. folding top front side - 51044-5 - with the following - Screw-flat hd. cr. rec. -No. 6-20" x 3/8"	4	a	
53000 TOP (FOLDING) LESS TRIM				
BU 7653000-EP	In prime - includes header bow	1	76	56
BAE 7653000-AP		1	76B	57
BAE 7653000-BP		1	76A	57
		1	76	58
PB9M 7653000-AP	In prime - @1004500	1	76	59
53038 BOW (FOLDING TOP) NO. 1				
B5A 7653038-AP	Manual locking - @BN-7653038-AP (a)	1	76	56
BAE 7653038-AP		1	76	57/58
PB9M 7653038-AP	In prime - @1004501	1	76	59
	Attach dowel 03458 to header bow with the following -			
34129-S8	Nut-square-1/4"-20	4	a	
34954-S13	Washer-ext.tooth c/sunk lock-1/4"	4	a	
50025-S13	Screw-flat hd. cr. rec. -1/4"-20 x 5/8"	4	a	
	Attach bow to rail side frt. - 53104-5 - with the following -			
34162-S13	Nut-blind-1/4"-20	4	a	
34805-S8	Washer-lock-1/4"	4	a	
44719-S8	Washer-flat-1/4"	4	a	
354522-S8	Screw-flat hd. -1/4"-20 x 1-1/16"	4	a	
53084-5 PLATE (FOLDING TOP MAIN PIVOT BRACKET SUPPORT MOUNT)				
BAE 7653084-A	R.H.	1	76	57/58
BAE 7653085-A	L.H.	1	76	57/58
PB9M 7653084-A	R.H. - @1003164	1	76	59
PB9M 7653085-A	L.H. - @1003165	1	76	59

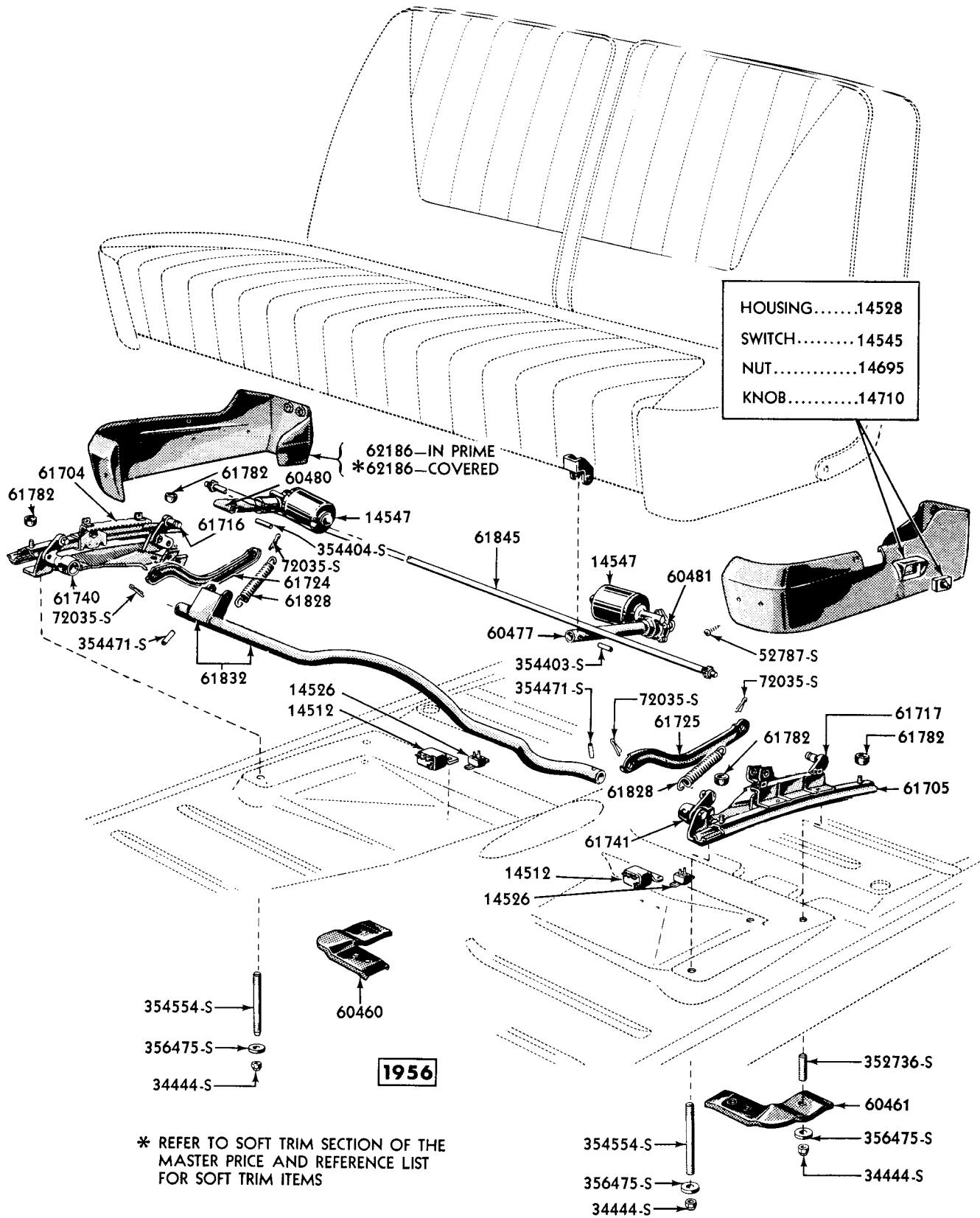
GROUP AND PART NUMBER	DESCRIPTION, SIZE, ETC.	NO. REQ'D	MODEL OR ENGINE CUBIC INCH DISPLACEMENT	YEAR 19__
53088-9 SUPPORT (FOLDING TOP MAIN PIVOT BRACKET TO WHEELHOUSE)				
BAE 7653088-A	R.H.	1	76	57/58
BAE 7653089-A	L.H.	1	76	57/58
PB9M 7653088-A	R.H. - ⊕1003166	1	76	59
PB9M 7653089-A	L.H. - ⊕1003167	1	76	59
53104-5 RAIL (FOLDING TOP) FRONT SIDE				
B5A 7653105-AP	L.H. - ⊕BN-7653105-AP (a)	1	76	56
BAE 7653104-AP	R.H. - in prime	1	76	57/58
BAE 7653105-AP	L.H. - in prime	1	76	57/58
PB9M 7653104-AP	R.H. - in prime - ⊕1004508	1	76	59
PB9M 7653105-AP	L.H. - in prime - ⊕1004509	1	76	59
	Attach rail to link assy. folding top control - 50316-7 - with the following -			
72009-S	Pin-cotter-3/32" x 5/8"	2	a	
76006-S13	Pin-clevis-5/16" x 7/8"	2	a	
354206-S	Pin-3/32" x 1"	2	a	
356559-S8	Washer-flat-21/64" I.D. x 9/16" O.D.	2	a	
53118-9 BRACKET (FOLDING TOP MAIN PIVOT)				
B5A 7653118-AP	R.H. - ⊕BN-7653118-AP (a)	1	76	56
B5A 7653119-AP	L.H. - ⊕BN-7653119-AP (a)	1	76	56
BAE 7653118-AP	R.H.	1	76	57/58
BAE 7653119-AP	L.H.	1	76	57/58
PB9M 7653118-AP	R.H. - in prime - ⊕1004558	1	76	59
PB9M 7653119-AP	L.H. - in prime - ⊕1004559	1	76	59
	Use the following adjusting screw & lock nut in brkt. assy. folding top main pivot -			
33923-S7	Nut-hex. jam-5/16"-24	2	a	
34826-S7	Washer-spring lock-5/16"	2	a	
354237-S8	Screw-set-5/16"-24 x 1-1/16"	2	a	
	Attach brkt. assy. to rail assy. folding top rear side - 53196-7 - with the following -			
72009-S8	Pin-cotter-3/32" x 5/8"	2	a	
356214-S8	Washer-flat-7/16" x 3/4"	2	a	
357427-S13	Pin-clevis-7/16" x 1-3/8"	2	a	
	Attach brkt. assy. to plate assy. main pivot brkt. support mounting - 53084-5 - with the following -			
20367-S8	Bolt-hex. hd. -5/16"-24 x 7/8"	8	a	
34826-S7	Washer-spring lock-5/16"	8	a	
44724-S8	Washer-flat	8	a	
53136-7 BRACKET (FOLDING TOP) NO. 3 BOW				
BV 7653136-A	R.H. - chrome finish - assy. includes rubber bumper on cars built prior to approx. 3-15-56	1	76B	56
B5A 7653136-AP	R.H. - in prime - prior to approx. 3-15-56 - ⊕BN-7653136-AP	1	76A	56
B5A 7653137-AP	L.H. - in prime - prior to approx. 3-15-56 - ⊕BN-7653137-AP	1	76A	56
53138-9 RAIL (FOLDING TOP) REAR SIDE				
BAE 7653138-AP	R.H. - steel - in prime	1	76	57/58
BAE 7653139-AP	L.H. - steel - in prime	1	76	57/58
PB9M 7653138-AP	R.H. - in prime - ⊕1004506	1	76	59
PB9M 7653139-AP	L.H. - in prime - ⊕1004507	1	76	59

GROUP AND PART NUMBER	DESCRIPTION, SIZE, ETC.	NO. REQ'D	MODEL OR ENGINE CUBIC INCH DISPLACEMENT	YEAR 19__
53144-5 BRACKET (FOLDING TOP NO. 3 BOW)				
B6A 7653144-AP	R. H. - in prime - prior to approx. 3-15-56 - ⊕BJ-7653144-AP	1	76A	56
B6A 7653145-AP	L. H. - in prime - prior to approx. 3-15-56 - ⊕BJ-7653145-AP	1	76A	56
BAE 7653144-A	R. H. - chrome finish	1	76B	57
BAE 7653145-A	L. H. - chrome finish	1	76B	57
BAE 7653144-BP	R. H. - in prime	1	76A	57
		1	76	58
BAE 7653145-BP	L. H. - in prime	1	76A	57
		1	76	58
PB9M 7653144-AP	R. H. - in prime - ⊕1005000	1	76	59
PB9M 7653145-AP	L. H. - in prime - ⊕1005001	1	76	59
53152-3 BRACE (FOLDING TOP MAIN PIVOT BRACKET SUPPORT)				
BAE 7653152-A	R. H. - steel	1	76	57/58
BAE 7653153-A	L. H. - steel	1	76	57/58
PB9M 7653152-A	R. H. - ⊕1003170	1	76	59
PB9M 7653153-A	L. H. - ⊕1003171	1	76	59
53156-7 SUPPORT (FOLDING TOP MAIN PIVOT BRACKET)				
BAE 7653156-A	R. H. - steel	1	76	57/58
BAE 7653157-A	L. H. - steel	1	76	57/58
PB9M 7653156-A	R. H. - ⊕1003172	1	76	59
PB9M 7653157-A	L. H. - ⊕1003173	1	76	59
53160-1 BRACKET (FOLDING TOP NO. 5 BOW PIVOT)				
BAE 7653160-AP	R. H. - in prime - aluminum - triangular shape - 4-11/16" x 5-29/32" (a)	1	76	57/58
BAE 7653161-AP	L. H. - in prime - aluminum - triangular shape - 4-11/16" x 5-29/32" (a)	1	76	57/58
	33795-S8 Nut-hex. - 1/4"-20	2	a	
	91204-S34 Screw-sq. hd. set-1/4"-20 x 1"	2	a	
53172-3 SUPPORT (FOLDING TOP NO. 5 BOW PIVOT BRACKET)				
BAE 7653172-B	R. H.	1	76	57/58
BAE 7653173-B	L. H.	1	76	57/58
53174-5 LINK (FOLDING TOP NO. 4 BOW)				
PB9M 7653174-A	R. H. - in prime - ⊕1005012	1	76	59
PB9M 7653175-A	L. H. - in prime - ⊕1005013	1	76	59
53190-1 REINFORCEMENT (FOLDING TOP BOW NO. 5)				
BAE 7653190-A	R. H. - steel	1	76	57
BAE 7653191-A	L. H. - steel	1	76	57
53196-7 RAIL (FOLDING TOP) SIDE REAR				
B5A 7653196-BP	R. H. - used on cars built prior to approx. 3-15-56 - ⊕BN-7653196-BP (a)	1	76	56
B5A 7653197-BP	L. H. - used on cars built prior to approx. 3-15-56 - ⊕BN-7653197-BP (a)	1	76	56
	Attach rail to link folding top upper power with the following -			
72009-S	Pin-cotter-3/32" x 5/8"	2	a	
353792-S13	Pin-clevis-7/16" x 1-1/2"	2	a	
356214-S8	Washer-flat-7/16" x 3/4"	2	a	
	Attach rail assy. to brkt. folding top No. 3 bow - 53144-5 - with the following -			
72009-S	Pin-cotter	2	a	
354326-S13	Pin-clevis-5/16" x 5/8"	2	a	
356559-S8	Washer-flat-21/64" x 5/8"	2	a	

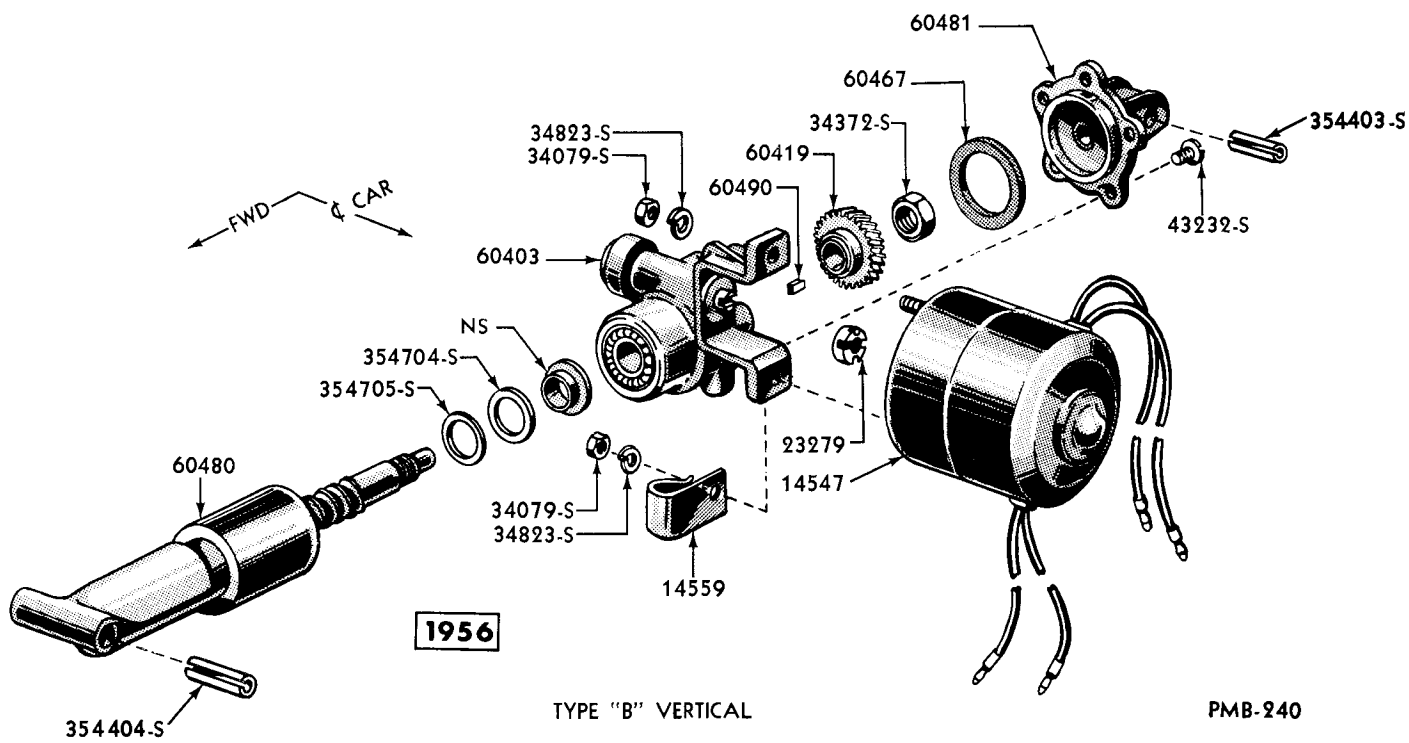
GROUP AND PART NUMBER	DESCRIPTION, SIZE, ETC.	NO. REQ'D	MODEL OR ENGINE CUBIC INCH DISPLACEMENT	YEAR 19__
53210 WASHER (SPRING 3-WAVE)				
8M 7653210	Washer - spring - 3 wave type - No. 3 bow (2) used to attach top lift to bracket (2) used to attach top lift to link Center arm rest hinge - steel Used with No. 5 folding top bow Used for rear seat back center arm rest hinge Used with heater	4 8 AR AR AR	76 57C, 63C, 76 All All All	56/58 58 59 59 59
53213 WASHER-SPRING (FOLDING TOP)				
8M 7653213	Steel - approx. 29/64" I.D. x 3/4" O.D.	AR	76	56/58
53357 KIT-MOTOR & PLATE (FOLDING TOP HYDRAULIC LIFT)				
PB9M 7653357-A	⊕1017110 Consists of the following - (2) H-1039 screw (2) H-1056 lockwasher (1) H-1158 "o" ring (1) H-10075 bracket (1) H-21989 motor and pump end plate assy.	1	76	56/59
53376 KIT-RESERVOIR (FOLDING TOP HYDRAULIC LIFT)				
B5A 7653376-A	⊕BN-7653376-A - consists of the following - (1) 1P-77265-B "o" ring ☆(2) BN-7650745-A seal ☆(2) BF-7650763-A grommet ☆(1) BN-7653376-A reservoir ☆(1) BN-7653388-A plate ☆(1) BN-7653453-A bolt ☆ These parts not serviced loose	1	76	56/58
PB9M 7653376-A	⊕1017109 Consists of the following - (2) H-1146 grommet (2) H-10074 grommet (2) H-10073 sleeve (1) H-21907 reservoir & bracket	1	76	59
53388 PLATE (FOLDING TOP HYDRAULIC LIFT RESERVOIR END)				
BN 7653388-A		1	76	56/59
53390-2 HOSE (FOLDING TOP LIFT)				
BY 7653390-A	Upper - approx. 85-1/2"	1	76	56
BY 7653392-A	NS-Lower - approx. 71-1/2" - for service use - BY-7653390-A	1	76	56
B7A 7653390-A	Use for upper and lower - ⊕BAC-7653390-A	1	76	57/58
PB9M 7653390-A	⊕1010124	2	76	59
53442 KIT-PLATE & ROTOR (FOLDING TOP HYDRAULIC LIFT PUMP)				
B5MY 7653442-A	Consists of the following - (1) BN-7653451-A rotor-inner (1) BN-7653452-A rotor-outer (1) BN-7653454-A plate (2) 353076-S ball-1/4" dia. (1) 357186-S ball-1/8" dia.	1	76	56/59

GROUP AND PART NUMBER	DESCRIPTION, SIZE, ETC.	NO. REQ'D	MODEL OR ENGINE CUBIC INCH DISPLACEMENT	YEAR 19__
53450 PLUG (FOLDING TOP HYDRAULIC LIFT RESERVOIR FILLER HOLE)				
BN 7653450-A		1	76	56/59
53453 BOLT (FOLDING TOP HYDRAULIC LIFT RESERVOIR)				
BN 7653453-A	5/16" - 18 x 5-1/4" - round head shoulder bolt	1	76	56/59
54310 ABSORBER (ROOF PANEL) FRONT				
BR 6054310-A	NS-Fiber glass - approx. 24" x 58" - for service use - BY-7354310-A and cut to size	2	All	56
BV 7054310-A	NS-Fiber glass - approx. 24" x 64" - for service use - BY-7354310-A and cut to size	2	70, 73B	56
BAE 6454310-C	NS-Front - fiber glass - 48" x 10-1/2" - for service use BAE-5654330-B and cut to size	1	All except 76	57/58
54312-3 INSULATOR (ROOF PANEL)				
BV 5854312-A	☆NS-R. H. - aluminum foil faced fiber glass - approx. 29-5/32" x 70-5/8" - for service use - BV-7054312-A and cut to size	1	57, 58	56
BV 5854313-A	☆NS-L. H. - aluminum foil faced fiber glass - approx. 29-5/32" x 70-5/8" - for service use - BV-7054312-A and cut to size	1	57, 58	56
BV 6454312-A	☆NS-R. H. - aluminum foil faced fiber glass - approx. 28-55/64" x 68-25/32" - for service use - BV-7054312-A and cut to size	1	64	56
BV 6454313-A	☆NS-L. H. - aluminum foil faced fiber glass - approx. 28-55/64" x 68-25/32" - for service use - BV-7054313-A and cut to size	1	57A, 58A, 64A, 64D	56
	☆ Used with air conditioner			
54322 ABSORBER (ROOF PANEL) CENTER				
BAE 5654322-A	NS-Center - fiber glass - 26" x 48" - for service use BAE-5654330-B and cut to size	2	56, 77	57/58
BAE 6454322-B	NS-Center - fiber glass - 48" x 17" - for service use BAE-5654330-B and cut to size	2	All except 56, 76, 77	57/58
54330 INSULATOR (ROOF PANEL)				
PB9M 5654330-A	NS- ⊕1010695 ‡Rear - fiber glass - 32" x 50" ‡Center front - fiber glass - 18" x 50" ‡Center rear - fiber glass - 28-3/32" x 50" ‡Front - fiber glass - 13" x 50" ‡Front - fiber glass - 7" x 50" ‡Center front - fiber glass - 11" x 50" ‡Center rear - fiber glass - 14" x 50" ‡Center rear - fiber glass - 21" x 50" ‡Rear - fiber glass - 15" x 50" ‡ For service use B9MB-6311654-A and cut to size	AR 1 1 1 1 1 1 1 1 1 1	56, 77 56, 77 56, 77 56, 77 56, 77 57, 58, 63, 64 57, 58, 63, 64 57, 63 58, 64 58, 64	57/59 59 59 59 59 59 59 59 59 59
BAE 6454330-C	NS-Rear - fiber glass - 48" x 13" - for service use B9MB-6311654-A and cut to size	1	All except 56, 76, 77	57/58
54354 ABSORBER (ROOF PANEL FRONT - HEAT)				
BAF 5854354-B	Fiber glass - 12" x 61" - used with air conditioner	1	All except 56, 76, 77	57/58

GROUP AND PART NUMBER	DESCRIPTION, SIZE, ETC.	NO. REQ'D	MODEL OR ENGINE CUBIC INCH DISPLACEMENT	YEAR 19__
54356 ABSORBER (ROOF PANEL REAR - HEAT)				
BAF 5654356-A	Fiber glass - 30" x 62" - used with air conditioner	1	56, 77	57/58
PB7M 5854356-A	Foil bottom - 20" x 59" - used with air conditioner	1	57, 58, 63, 64, 65, 75	57/58
BAF 6554356-A	Fiber glass - 24" x 60" - used with air conditioner	1	56, 65, 75, 77	57
		1	56, 65, 77	58
54360 ABSORBER (ROOF PANEL CENTER FRONT - HEAT)				
BAF 5754360-B	Fiber glass - 16" x 61" - used with air conditioner	1	All except 76	57/58
54362 ABSORBER (ROOF SIDE INNER - HEAT)				
BAF 6554362-A	Fiber glass - 7-3/4" x 16-1/2" long - used with air conditioner	2	65, 75	57/58
54460 RETAINER (FOLDING TOP COMPARTMENT SIDE TRIM PANEL)				
BAC 7654460-AP	Steel and wire - cap - 15/32" dia. - retainer - 3/4" length	10	76	57/58
		6	76	59
54604 CLIP (FOLDING TOP COMPARTMENT FRONT)				
B5A 7654604-A	Steel - 3/4" x 1-3/4" - ⊕BN-7654604-A (a)	2	76	57/59
52727-S8	Screw-pan hd. cr. rec. -No. 10-12 x1/2"	2	a	
54624 RETAINER (FOLDING TOP COMPARTMENT SIDE TRIM FRONT)				
BAE 7654624-A	Side front - steel - 8-29-/32" long	2	76	57/58
PB9M 7654624-A	Rustless steel - 7-15/16" long - ⊕1006584	2	76	59
54646-7 SUPPORT (FOLDING TOP COMPARTMENT SIDE TRIM RETAINER)				
BAE 7654646-A	Steel - 8-7/8" long	2	76	57/58
PB9M 7654646-A	R. H. - steel - 7-7/8" long - ⊕1006590 (a)	1	76	59
PB9M 7654647-A	L. H. - steel - 7-7/8" long - ⊕1006591 (a)	1	76	59
52720-S	Screw-pan hd. cr. rec. tap. -No. 8-15 x 3/8"	3	a	
54668 FASTENER (FOLDING TOP COMPARTMENT DRAIN SCREEN)				
B5A 7654668-A	Steel - ⊕BH-7654668-A	AR	76	57/59
54672-6 RETAINER (FOLDING TOP COMPARTMENT TRIM)				
BAE 7654672-A	R. H. - side rear - rustless steel - 17-23/32" long	1	76	57/58
BAE 7654673-A	L. H. - side rear - rustless steel - 17-23/32" long	1	76	57/58
BAE 7654674-A	R. H. - rear - rustless steel - 29-7/8" long	1	76	57/58
BAE 7654675-A	L. H. - rear - rustless steel - 29-7/8" long	1	76	57/58
BAE 7654676-A	Front steel - 48-39/64" long	1	76	57/58
PB9M 7654672-A	R. H. - side rear - rustless steel - 19-23/64" long - ⊕1006580	1	76	59
PB9M 7654673-A	L. H. - side rear - rustless steel - 19-23/64" long - ⊕1006581	1	76	59
PB9M 7654674-A	R. H. - rear - rustless steel - 29-7/16" long - ⊕1006586	1	76	59
PB9M 7654675-A	L. H. - rear - rustless steel - 29-7/16" long - ⊕1006587	1	76	59
54810 LOOP (FOOTMAN)				
BA 5954810-A	Steel - wire - zinc plated - ⊕BA-5954810-A (a)	2	79	56
50703-S8	Screw & washer assy.-oval hd. cr. rec. - No. 10-32 x 5/8"	4	a	
55100 KIT (ROOF LUGGAGE CARRIER)				
B9MY 7755100-A	⊕B9MB-18320-A	1	56, 77	57/59



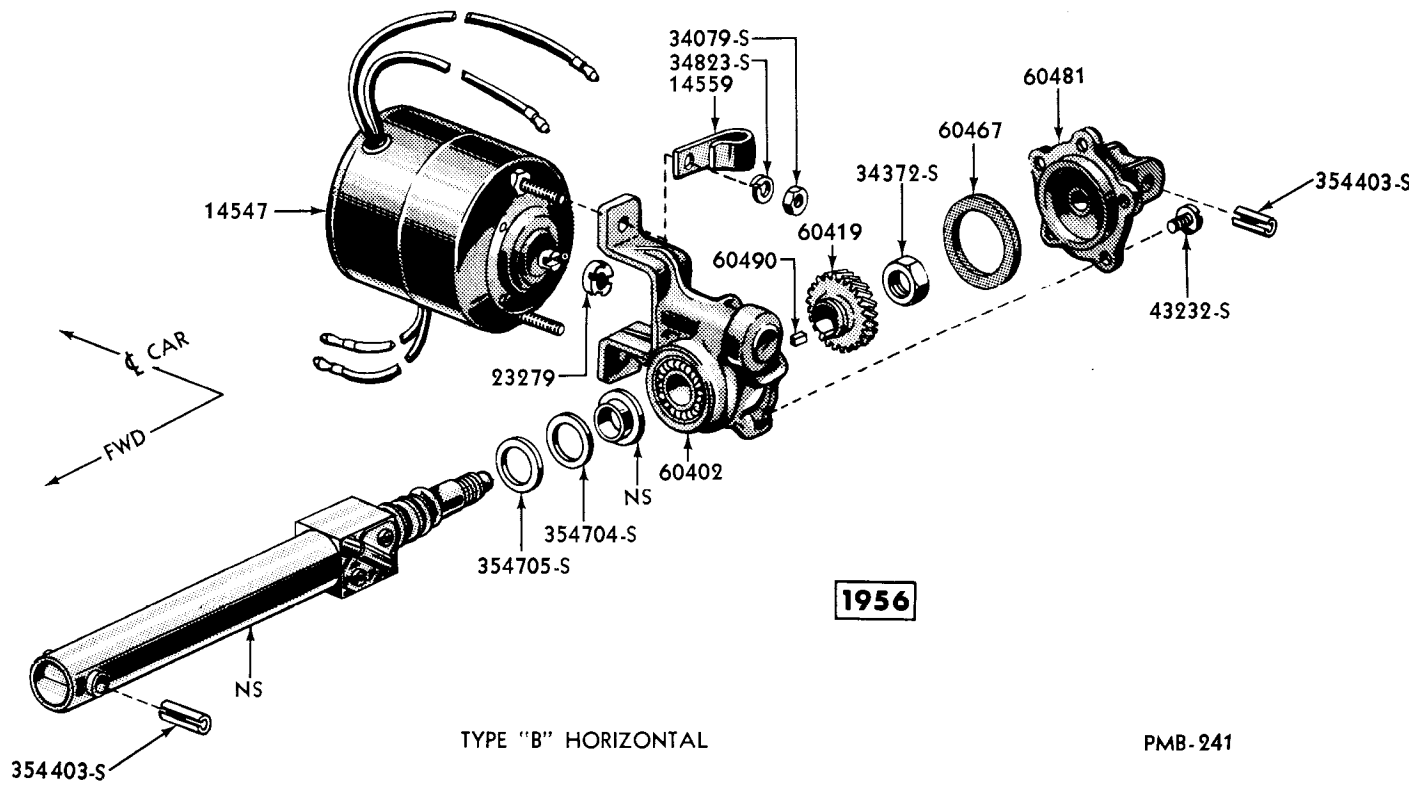
POWER SEAT MECHANISM - 4-WAY



1956

TYPE "B" VERTICAL

PMB-240

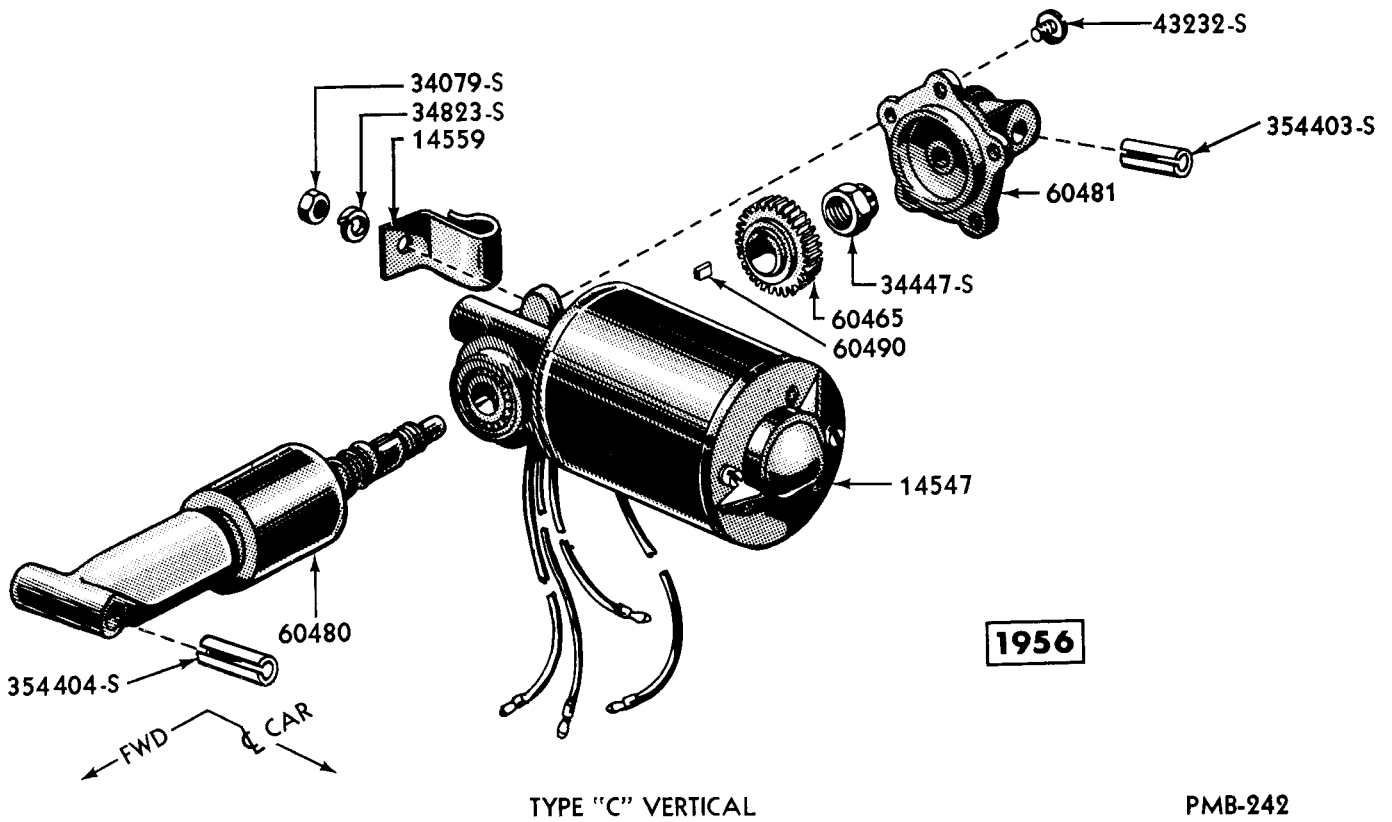


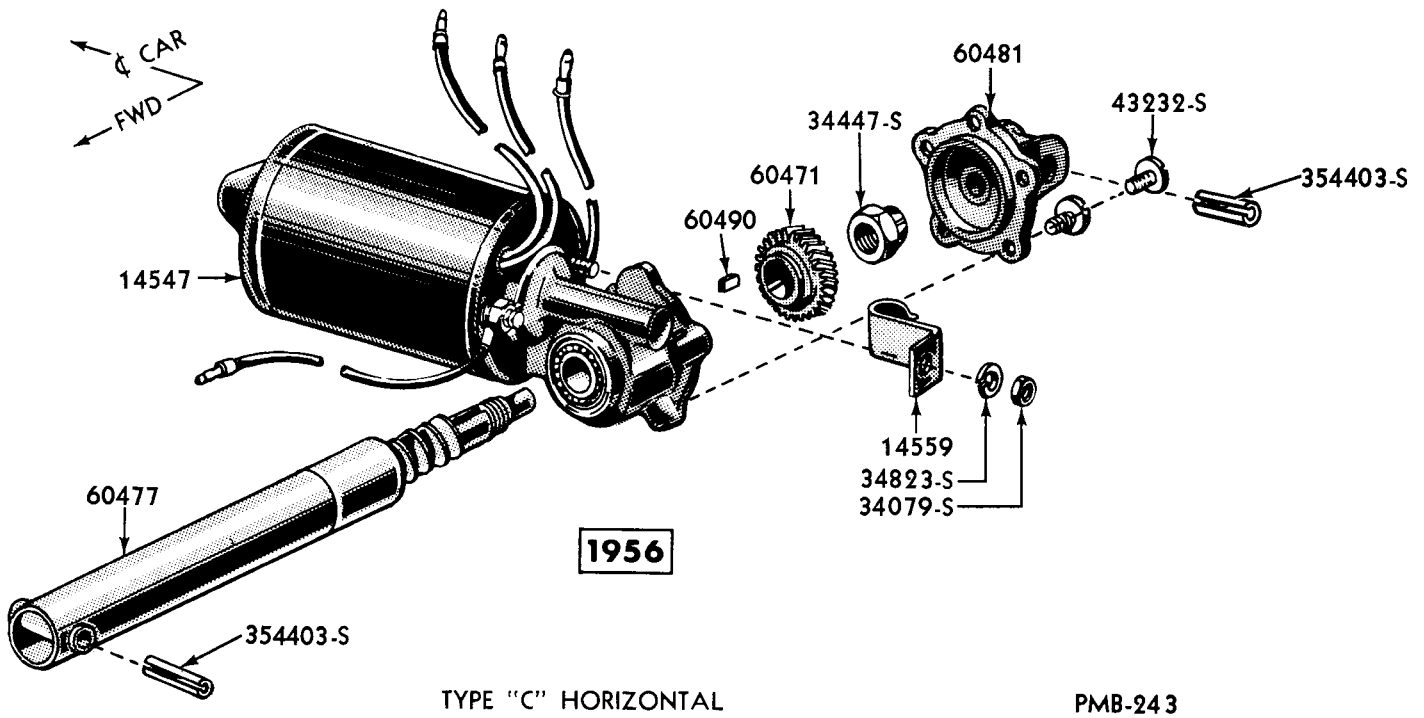
1956

TYPE "B" HORIZONTAL

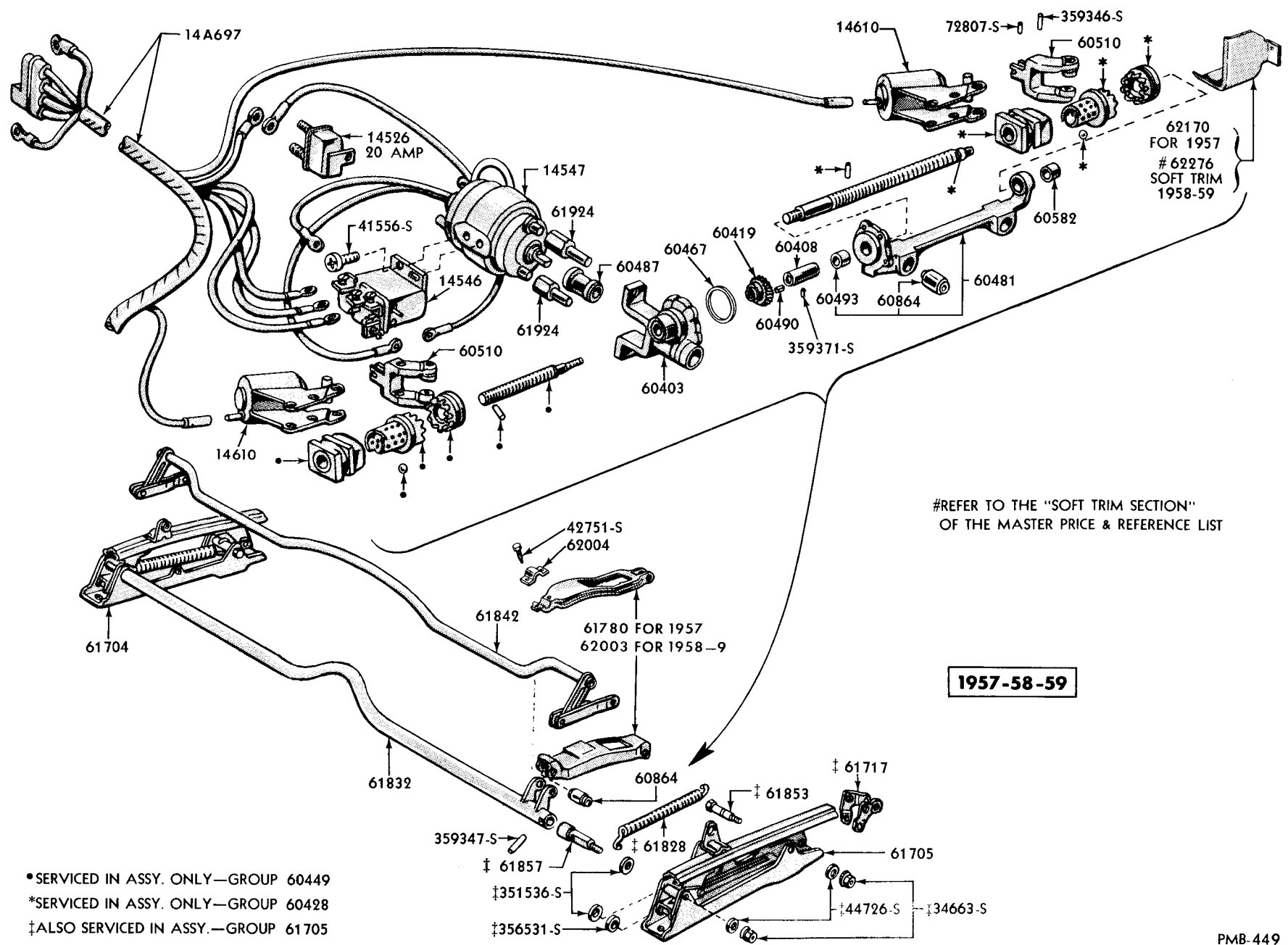
PMB-241

4 - WAY SEAT REGULATOR





4 - WAY SEAT REGULATOR

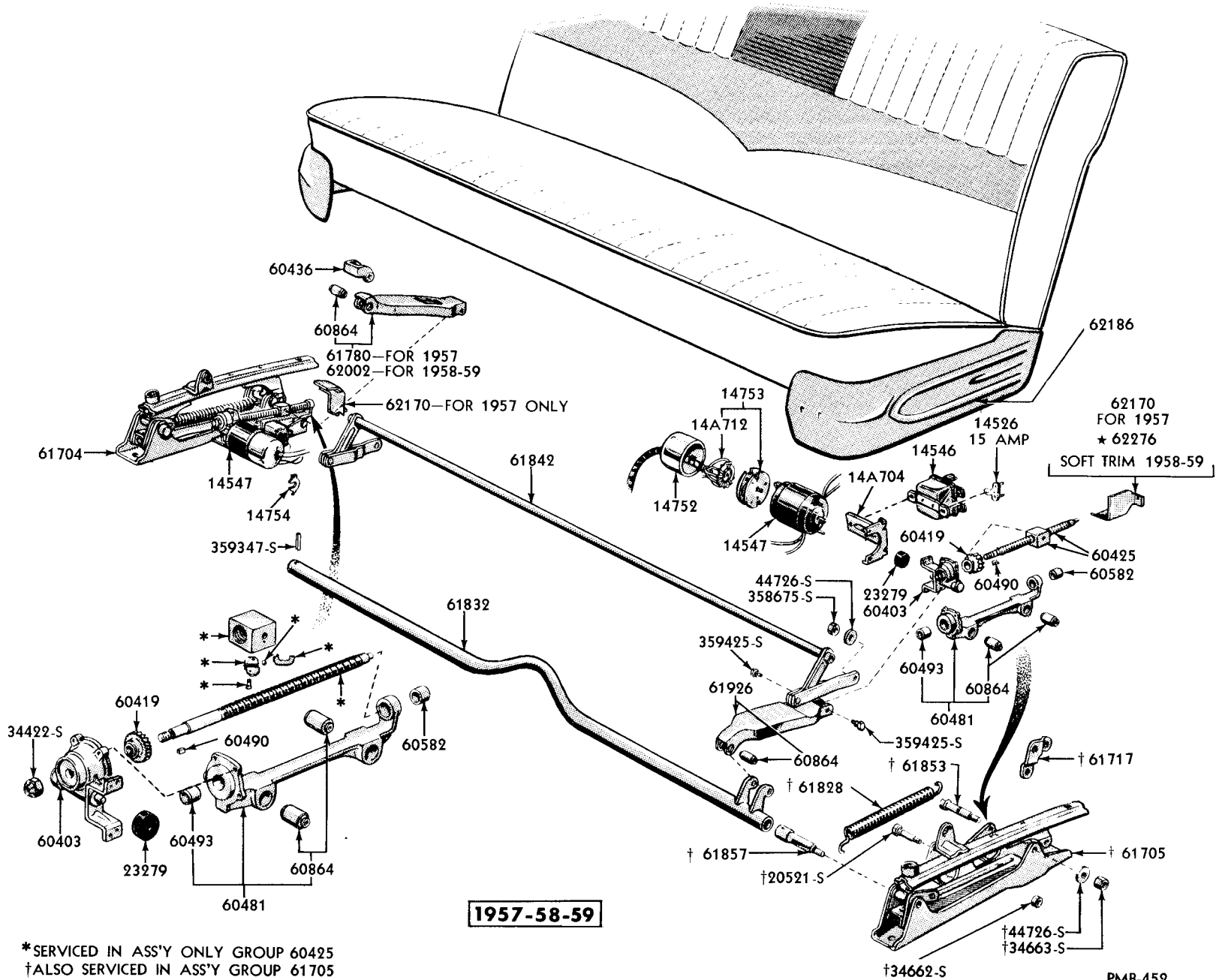


#REFER TO THE "SOFT TRIM SECTION" OF THE MASTER PRICE & REFERENCE LIST

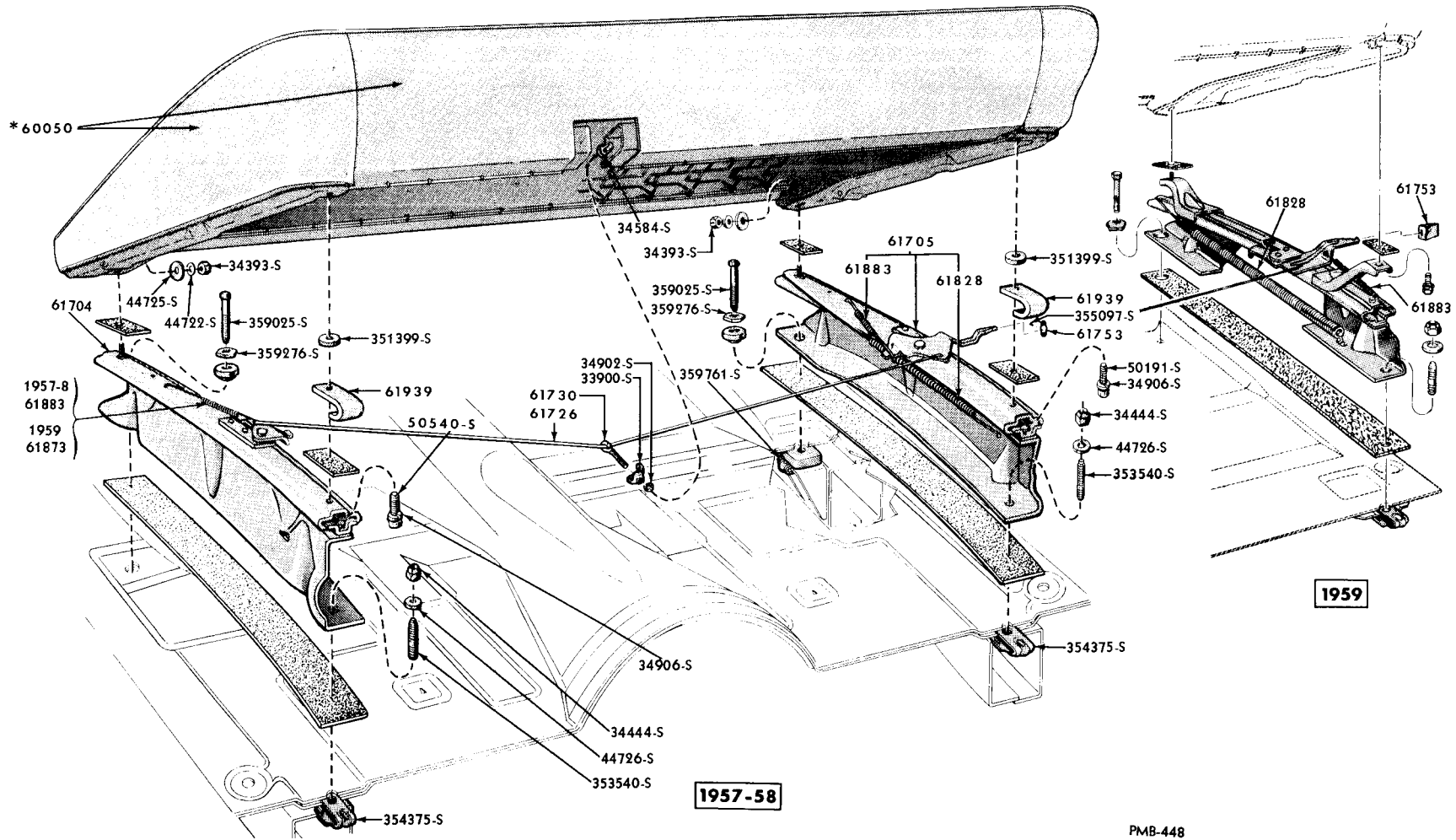
1957-58-59

- SERVICED IN ASSY. ONLY—GROUP 60449
- *SERVICED IN ASSY. ONLY—GROUP 60428
- ‡ALSO SERVICED IN ASSY.—GROUP 61705

POWER SEAT MECHANISM - 4 WAY



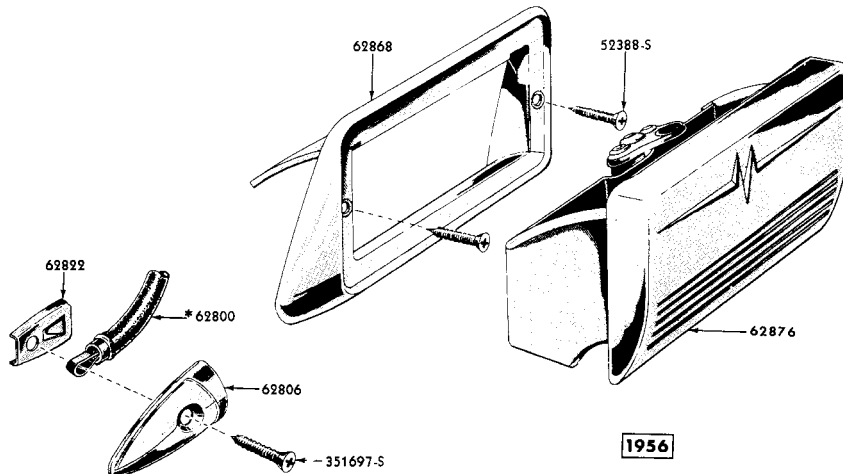
POWER SEAT MECHANISM - SEAT-O-MATIC



*REFER TO THE "SOFT TRIM SECTION"
OF THE MASTER PRICE & REFERENCE LIST

PMB-448

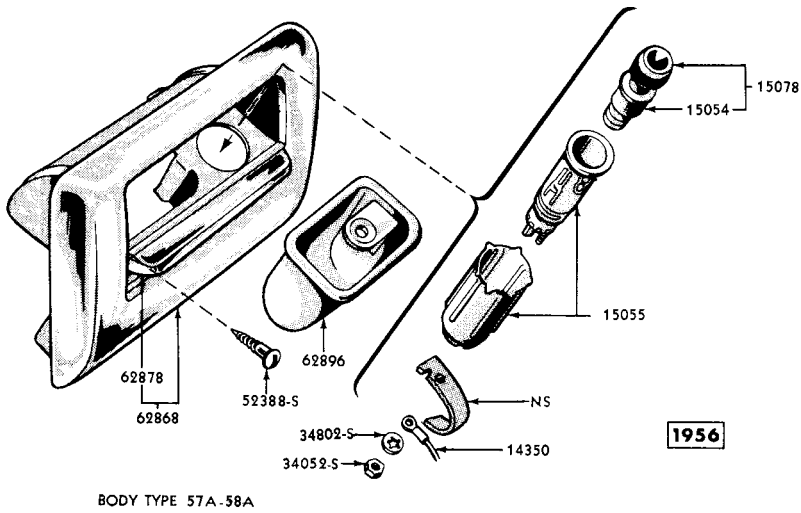
MANUAL SEAT MECHANISM



* REFER TO SOFT TRIM SECTION OF MASTER PRICE AND REFERENCE LIST FOR SOFT TRIM ITEMS.

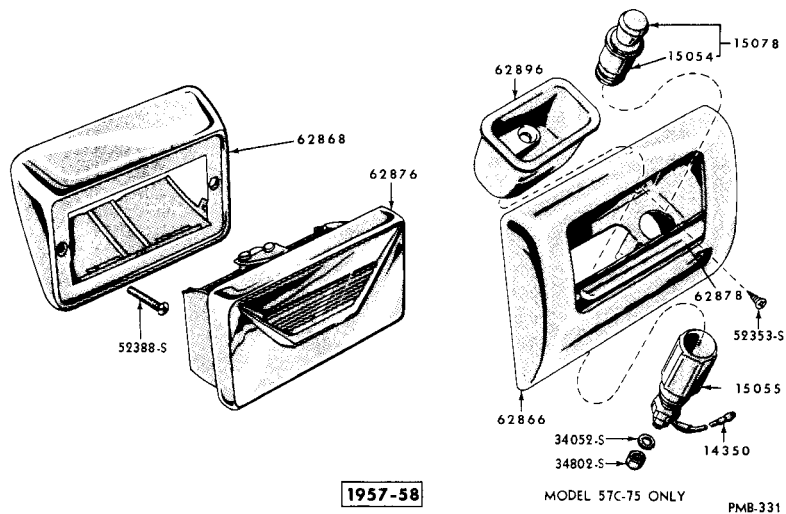
MODELS 57B, 58B, 70, 73, 79

PMB-133



BODY TYPE 57A-58A

PMB-239

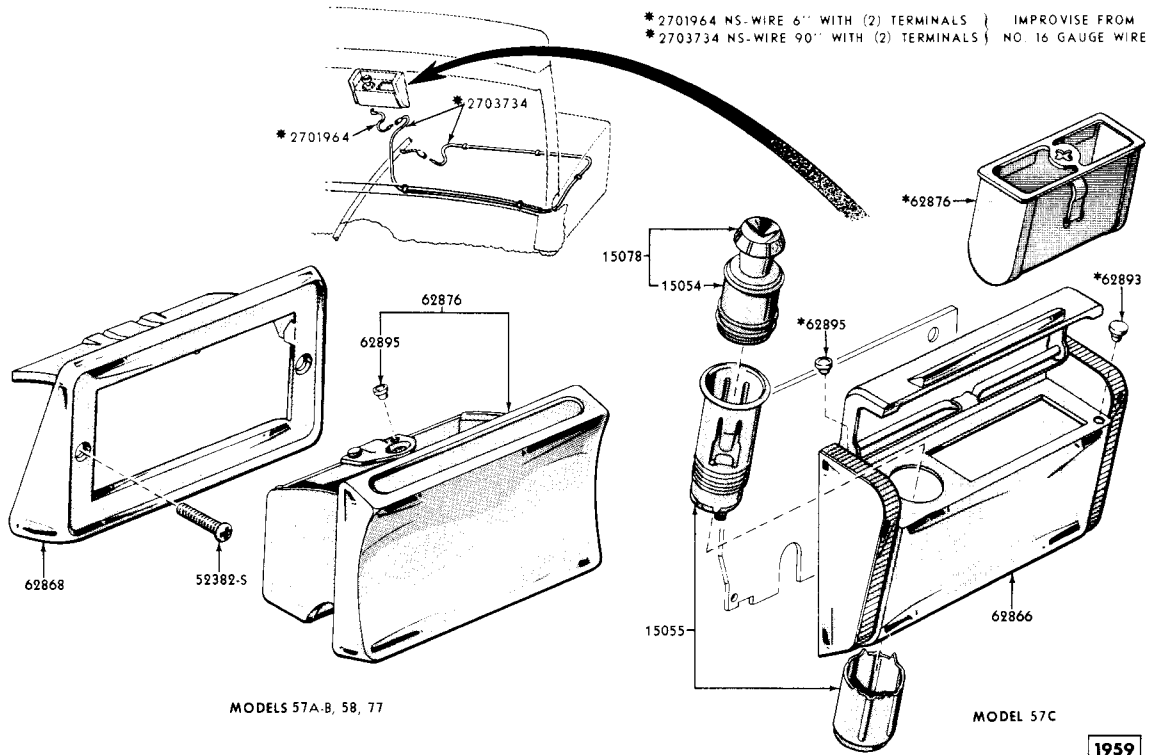


1957-58

MODEL 57C-75 ONLY

PMB-331

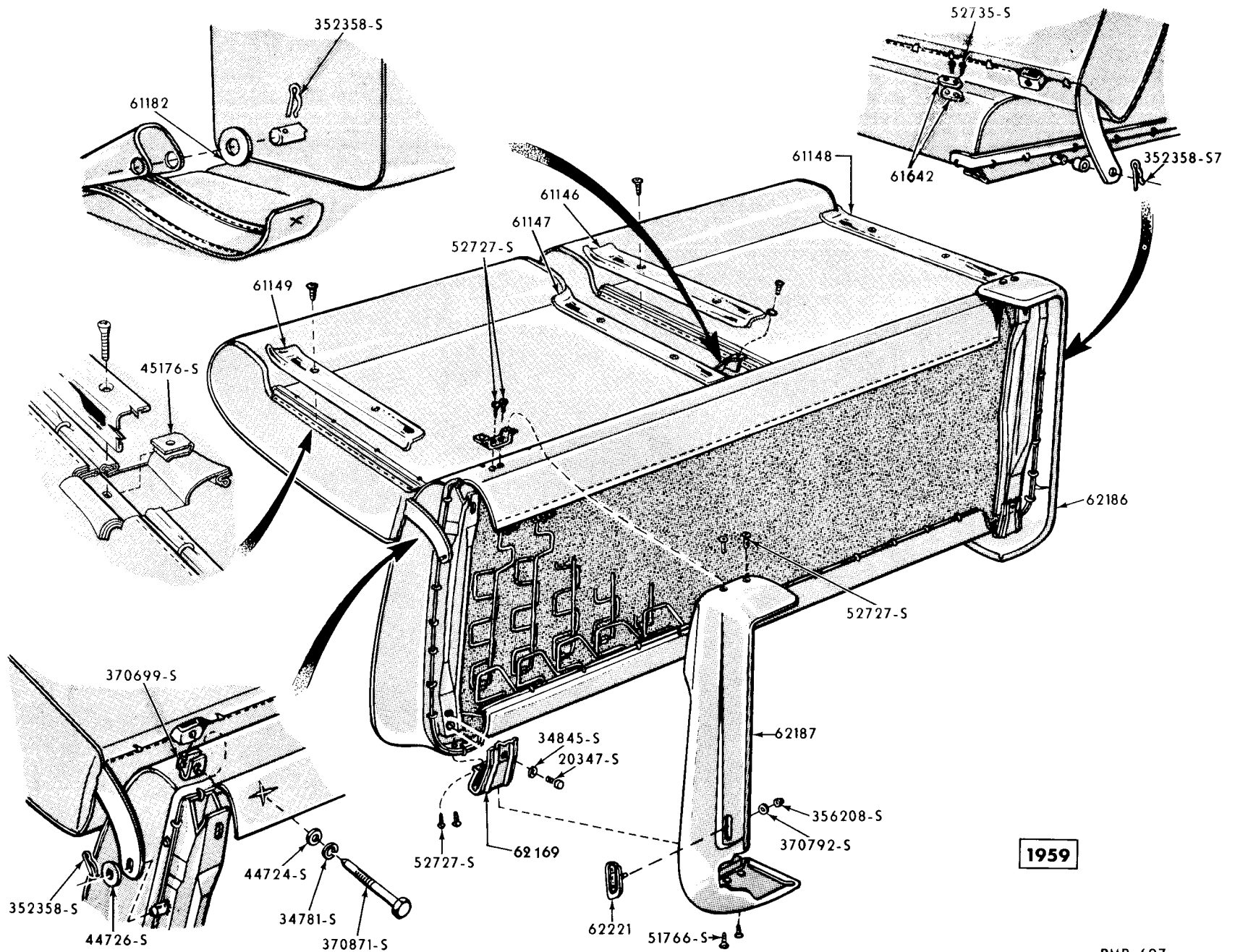
ASH RECEPTACLE and CIGAR LIGHTER



*ALSO SERVICED IN ASSEMBLY 62866

1959
 PMB-627

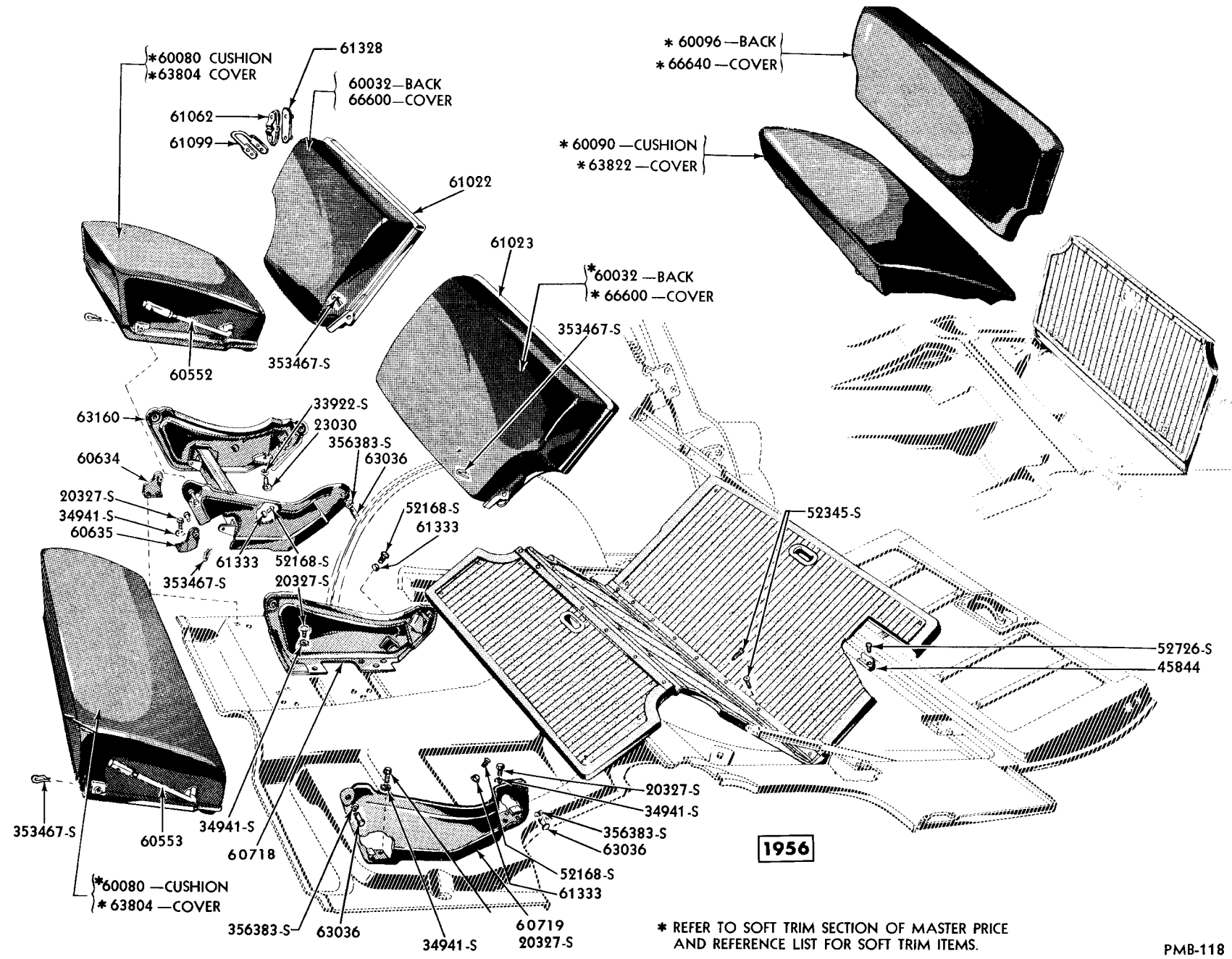
ASH RECEPTACLE & CIGAR LIGHTER



1959

FRONT SEAT BACK & CUSHION

1046

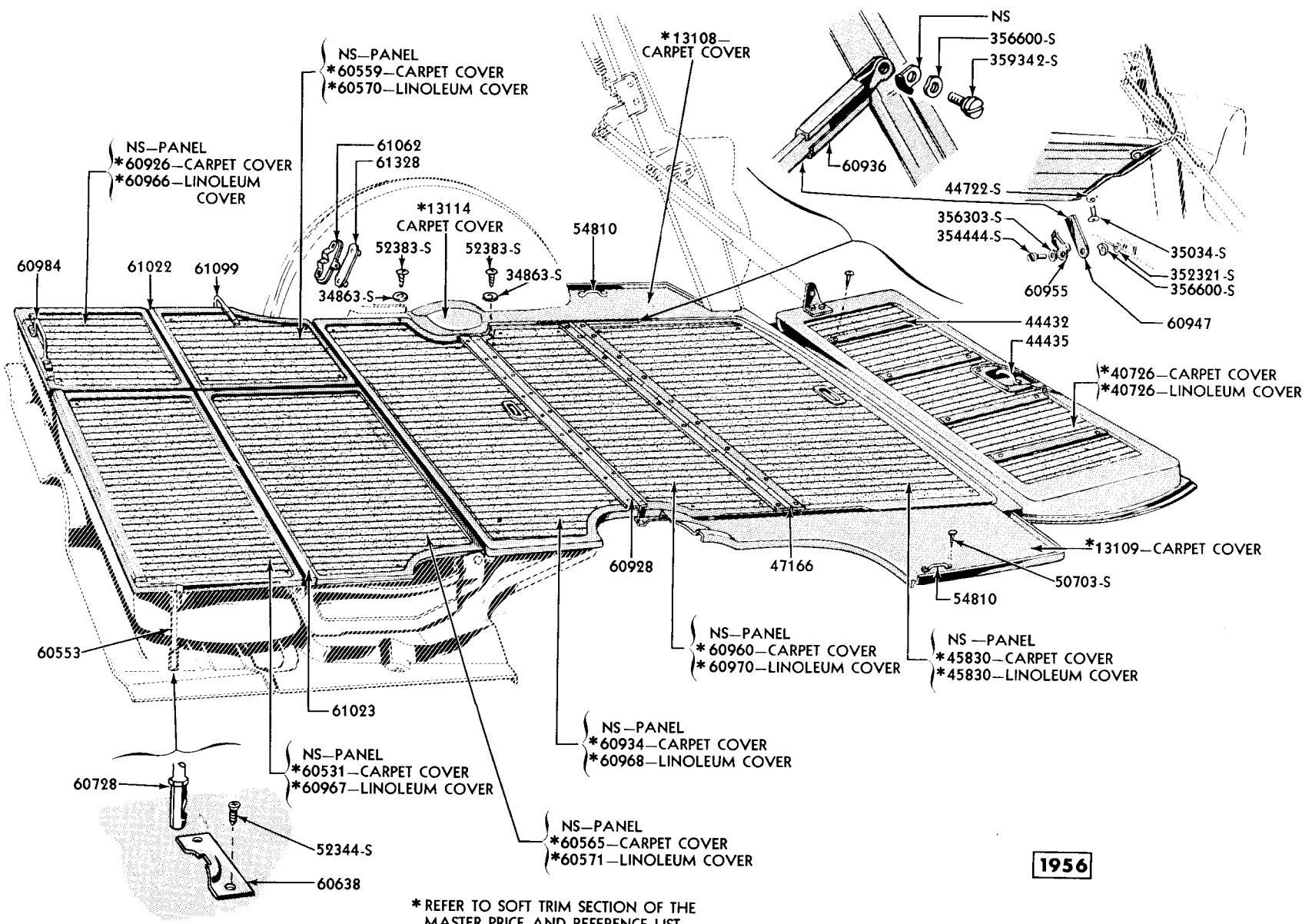


1956

* REFER TO SOFT TRIM SECTION OF MASTER PRICE AND REFERENCE LIST FOR SOFT TRIM ITEMS.

PMB-118

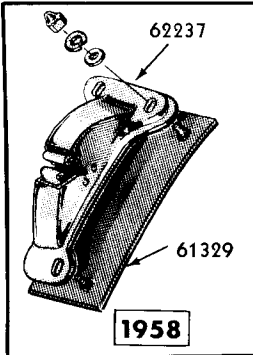
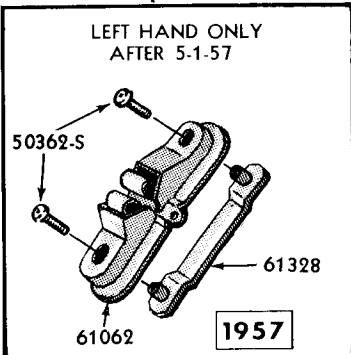
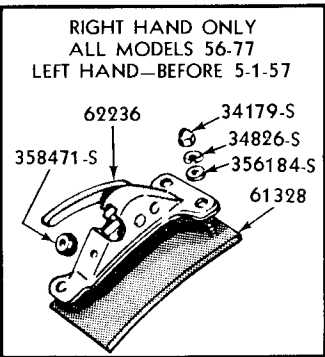
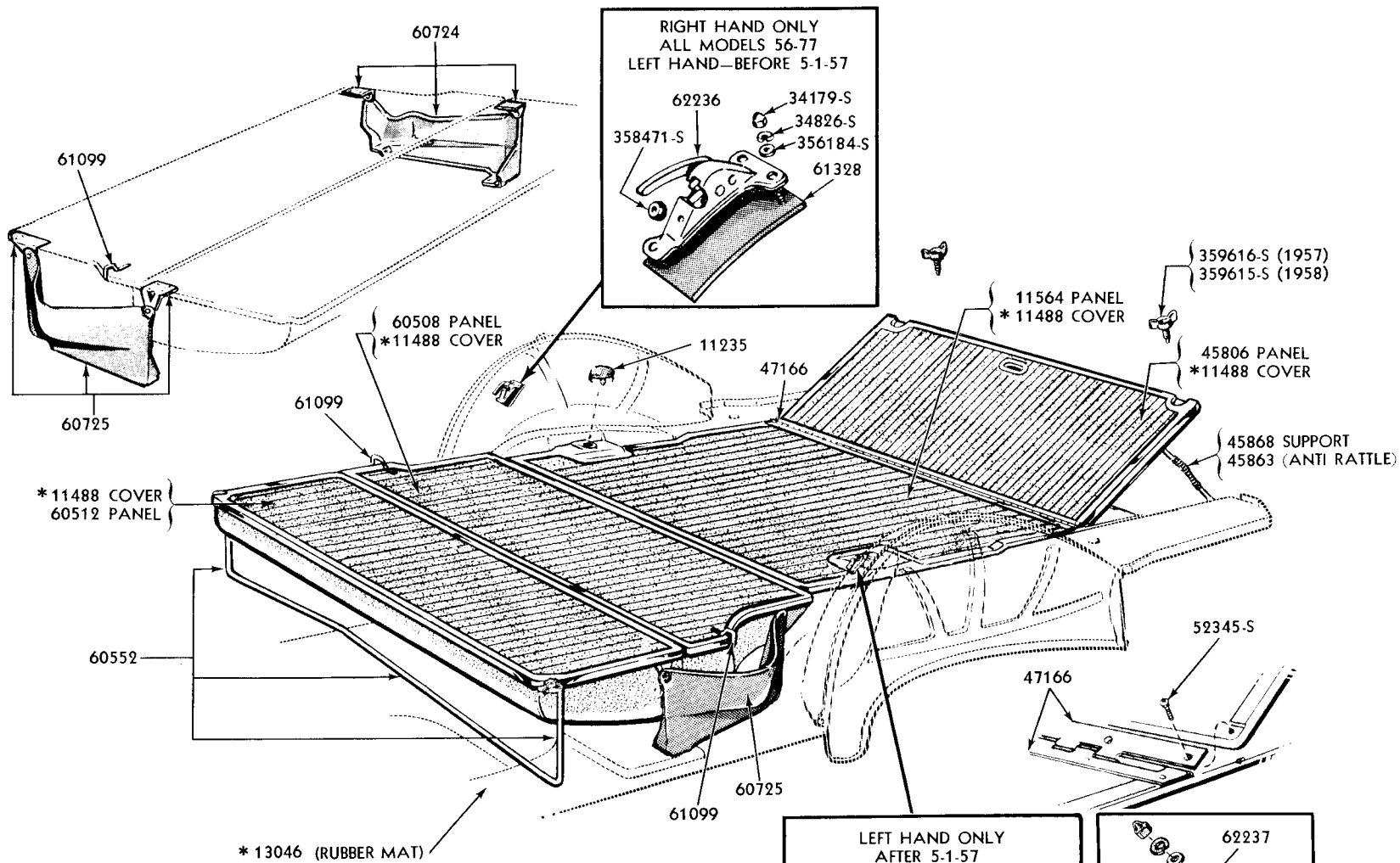
STATION WAGON SEATS



* REFER TO SOFT TRIM SECTION OF THE
MASTER PRICE AND REFERENCE LIST
FOR SOFT TRIM ITEMS

1956

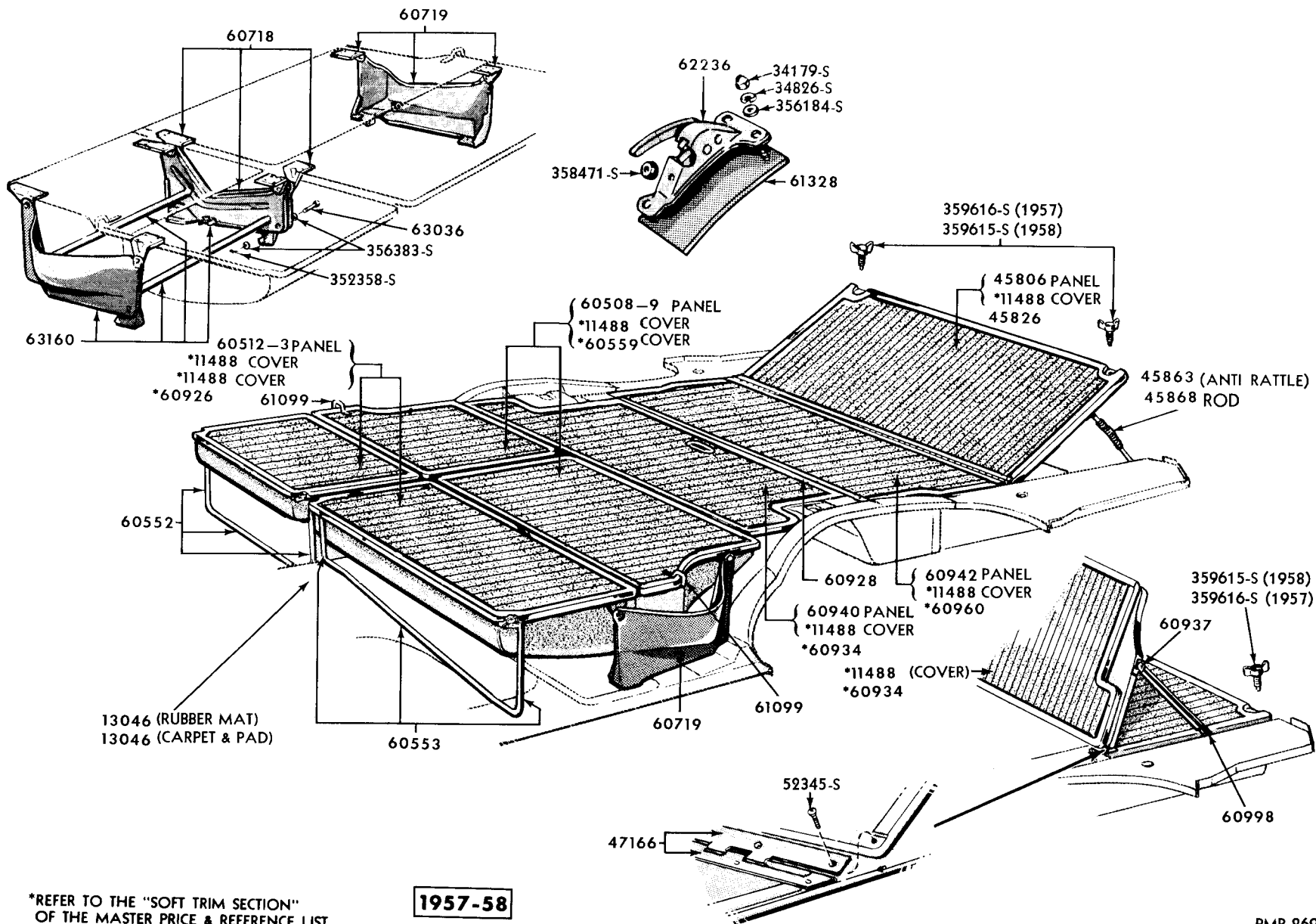
STATION WAGON SEAT BACK PANEL



* REFER TO SOFT TRIM SECTION OF MASTER PRICE & REFERENCE LIST

1957-58

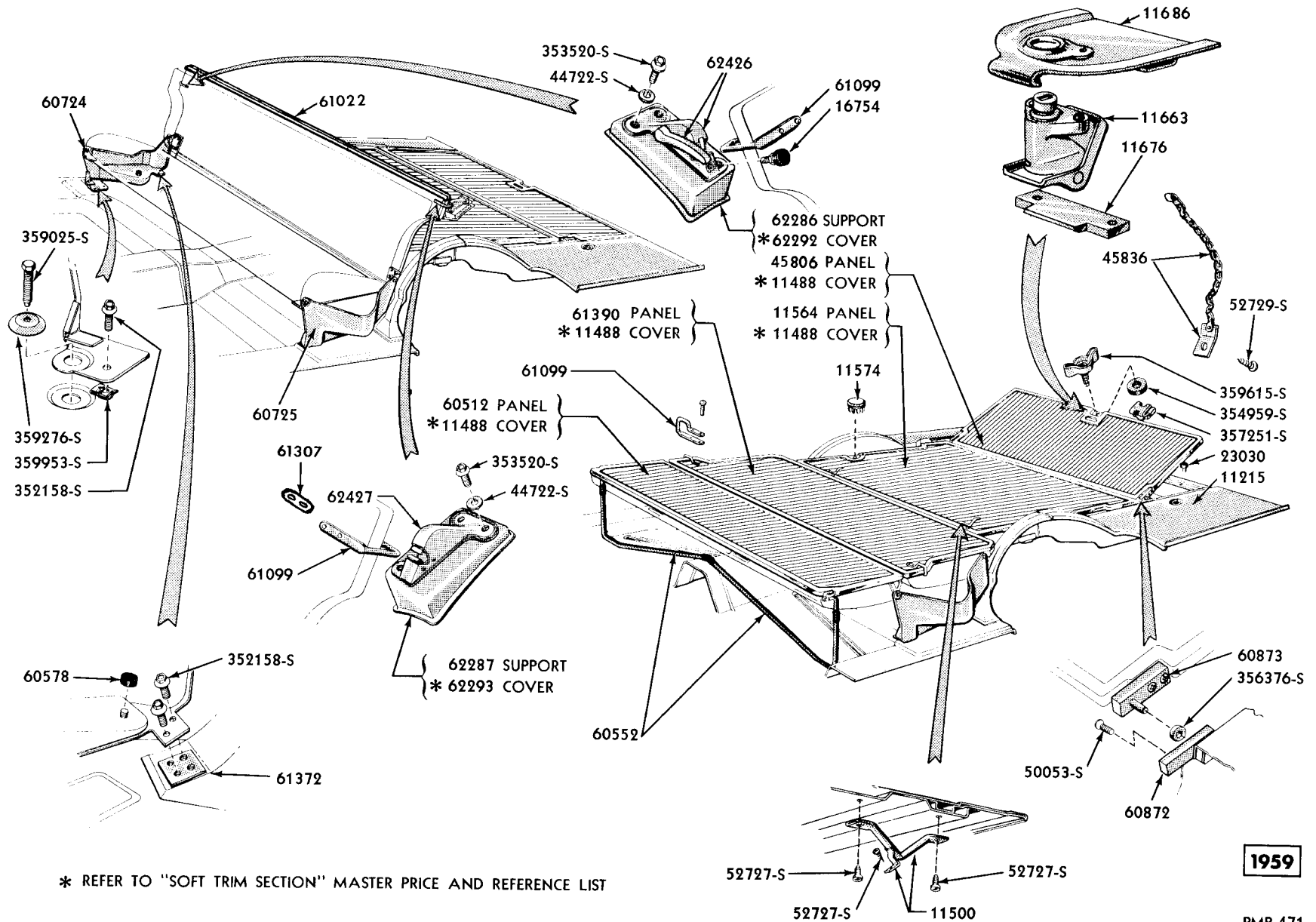
STATION WAGON SEAT BACK PANEL - 6 PASSENGER



*REFER TO THE "SOFT TRIM SECTION"
OF THE MASTER PRICE & REFERENCE LIST

1957-58

STATION WAGON BACK PANEL - 9 PASSENGER



* REFER TO "SOFT TRIM SECTION" MASTER PRICE AND REFERENCE LIST

1959

PMB-471

STATION WAGON BACK PANEL- 6 PASSENGER

GROUP AND PART NUMBER	DESCRIPTION, SIZE, ETC.	NO. REQD	MODEL OR ENGINE CUBIC INCH DISPLACEMENT	YEAR 19__
60402-3 HOUSING (FRONT SEAT ADJUSTER REGULATOR)				
B5A 7060402-A	Type "B" - horizontal - two motor seat - ⊕BN-7060402-A	(a) 1	All	56
BY 7360402-A	Single motor seat	(a) 1	All	56
B5A 7060403-A	Type "B" - vertical - two motor seat - ⊕BN-7060403-A	(a) 1	All	56
	Vertical - used with Seat-O-Matic	1	All	57/59
B7A 7060403-A	Used with 4-way seat - ⊕BAC-7060403-A	1	All	57/59
B5S 4060403-A	Horizontal - used with Seat-O-Matic - ⊕BAA-4060403-A	1	All	58/59
34079-S7	Nut-hex. -No.10-32-(2) for horizontal- (2) for vertical	4	a	
34823-S7	Washer-light spring lock-No.10-(2) for horizontal- (2) for vertical	4	a	
60406 NUT (FRONT SEAT ADJUSTER REGULATOR)				
BY 7360406-A	Includes relay - used with single motor seat	2	All	56
60408 COUPLING (FRONT SEAT ADJUSTING SCREW & SEAT REGULATOR DRIVE)				
B7A 7060408-A	4-way seat - used for adjusting screw - steel - 39/64" O. D. x 1-31/32" long - ⊕BAC-7060408-A	1	All	57/59
BAK 5760408-C	4-way and seat-o-matic - used for regulator drive - rubber - this coupling allows the use of "keyed" or "D" shaft motors Note - necessary to use BAK-5761891-A spacers for long shaft applications	1	All	59
60419 GEAR (FRONT SEAT ADJUSTER REGULATOR)				
B5A 7060419-A	Used with type "B" regulator - R. H. - 9 degree helix with 41 teeth - (1) for horizontal - (1) for vertical - ⊕BN-7060419-A	2	All	56
	Used with 4-way seat	1	All	57/59
	Used with Seat-O-Matic	2	All	57/59
60425 SCREW & NUT ASSEMBLY (FRONT SEAT ADJUSTER REGULATOR)				
BAE 6460425-A	Vertical and horizontal - used with Seat-O-Matic assembly consists of the following - (1) BAE-6460428-A screw assy. - front seat adj. regulator (1) BAE-6460451-A retainer - front seat adj. regulator nut ball (1) BAE-6460486-A nut - front seat adj. regulator ball (1) BN-7060452-A guide - front seat adj. regulator nut ball (67) 357186-S ball - 1/8" (2) 31026-S8 screw-No.6-32 x 3/16"	1	All	57/59
60428 SCREW ASSEMBLY (FRONT SEAT ADJUSTING REGULATOR) HORIZONTAL				
B7A 6460428-A	Used with 4-way electric seat - length of screw between holes 5-31/64" - ⊕BAC-6460428-A assembly consists of the following - (1) B7A-7660429-A screw - front seat adj. horizontal regulator - ⊕BAE-7660429-A (1) B7A-7060438-A retainer assy. - front seat adj. regulator nut ball - ⊕BAC-7060438-C	1	56,76,77	57/59
CONTINUED ON NEXT PAGE				

GROUP AND PART NUMBER	DESCRIPTION. SIZE. ETC.	NO. REQ'D	MODEL OR ENGINE CUBIC INCH DISPLACEMENT	YEAR 19
60428 SCREW ASSEMBLY (FRONT SEAT ADJUSTING REGULATOR) HORIZONTAL (CONTINUED)				
B7A 6460428-A	(1) B7A-7060486-A nut - front seat adj. regulator ball - ⊕BAC-7060486-A (1) B7A-7060527-A clutch - front seat adj. reg. - ⊕BAC-7060527-C (2) 353925-S pin - 1/8" dia. x 3/4" long (12) 357186-S ball - 1/8"			
B7A 7060428-A	Used with 4-way electric seat - length of screw between holes 6-15/32" - ⊕BAC-7060428-A assembly consists of the following - (1) B7A-7060429-A screw - front seat adj. horizontal regulator - ⊕BAE-7660429-A (1) B7A-7060438-A retainer assy. - front seat adj. regulator nut ball - ⊕BAC-7060438-C (1) B7A-7060486-A nut - front seat adj. regulator ball - ⊕BAC-7060486-A (1) B7A-7060527-A clutch - front seat adj. reg. - ⊕BAC-7060527-C (2) 353925-S Pin - 1/8" dia. x 3/4" long (12) 357186-S ball - 1/8"	1	All except 56, 76, 77	57/59
60429 SCREW SHAFT (WITH SINGLE MOTOR SEAT)				
BY 7360429-C	Screw shaft - used with single motor seat (a)	1	All	
354403-S7	Pin-5/16" x 1-1/2"-used to attach horizontal shaft 60477-A or B to seat frame bracket	1	a	56
354404-S7	Pin-5/16" x 2-1/4"-used to attach vertical shaft 60480-A or B to bar assy. 61832	1	a	
357186-S	Ball-1/8" dia. -(67) for type "B" horizontal-(67) for type "B" vertical-(12) for type "C" horizontal-(12) for type "C" vertical	AR	a	
60436 BRACKET (FRONT SEAT REGULATOR TO FRAME)				
B8A 7060436-A	Steel - used with Seat-O-Matic - ⊕BAC-7060436-A	2	All	57
60449 SCREW (FRONT SEAT ADJUSTING REGULATOR) VERTICAL				
B7A 7060449-A	Used with 4-way electric - ⊕BAC-7060449-A assembly consists of the following - (1) B7A-7060416-A screw - front seat adj. vertical regulator - ⊕BAC-7060416-A (1) B7A-7060448-A retainer assy. - front seat adj. regulator ball vertical - ⊕BAC-7060448-A (1) B7A-7060486-B nut - front seat adj. regulator ball - ⊕BAC-7060486-B (1) B7A-7060540-A clutch - front seat adj. regulator vertical - ⊕BAC-7060540-A (2) 353925-S pin - 1/8" dia. x 3/4" long (12) 357186-S ball - 1/8"	1	All	57/59
60451 RETAINER (FRONT SEAT ADJUSTER REGULATOR NUT BALL RETURN GUIDE)				
BAE 6460451-A	Used with Seat-O-Matic - steel - approx. 23/32" x 1-1/8" with (2) 5/32" holes	1	All	57

GROUP AND PART NUMBER	DESCRIPTION, SIZE, ETC.	NO. REQ'D	MODEL OR ENGINE CUBIC INCH DISPLACEMENT	YEAR 19__
60461 REINFORCEMENT (FLOOR PAN TO ELECTRIC SEAT ADJUSTER)				
BN 7060461-C	L. H. - steel - used with 4-way seat	1	All	56
60465 GEAR (FRONT SEAT ADJUSTER REGULATOR) VERTICAL				
BN 7060465-A	Used with type "C" regulator - vertical - (a) L. H. - 1-1/2" degree helix with 30 teeth	1	All	56
34447-S2	Nut-light thick lock-7/16"-20-(1) for type "C" horizontal-(1) for type "C" vertical	2	a	
60467 GASKET (FRONT SEAT ADJUSTER REGULATOR COVER)				
B5A 7060467-A	Used with type "B" regulator - approx. 1-1/2" I.D. x 1-19/32" O.D. - (1) horizontal - (1) vertical - two motor seat - ⊕BN-7060467-A	2	All	56
	single motor seat	1	All	56
	Used with Seat-O-Matic	2	All	57/58
	Used with 4-way seat	1	All	57/59
60471 GEAR (FRONT SEAT ADJUSTER REGULATOR) HORIZONTAL				
BN 7060471-A	Used with type "C" regulator - horizontal - (a) R. H. - 12 degree helix with 30 teeth - with two motor seat	1	All	56
34447-S2	Nut-light thick lock-7/16"-20-(1) for type "C" horizontal (1) for type "C" vertical	2	a	
60472 REGULATOR & MOTOR (FRONT SEAT ADJUSTING)				
BY 7360472-C	Horizontal & vertical - single motor design	1	All	56
60477 SHAFT (FRONT SEAT ADJUSTER REGULATOR) HORIZONTAL				
BN 7060477-B	Used with type "C" regulator - horizontal - (a) length of housing motor end to center of bushing hole 7-5/8" - used with two motor seat	1	All	56
60480 SHAFT (FRONT SEAT ADJUSTER REGULATOR) VERTICAL				
BN 7060480-B	Used with type "C" regulator - vertical - (a) length of housing motor end to center of bushing hole 5-1/2" - used with two motor seat	1	All	56
B5A 7060480-A	Used with type "B" regulator - vertical - (a) length of housing motor end to center of bushing hole 5-7/8" - used with two motor seat - ⊕BN-7060480-A	1	All	56
354403-S7	Pin-5/16" x 1-1/2"-used to attach horizontal shaft 60477-A or B to seat frame bracket	1	a	
354404-S7	Pin-5/16" x 2-1/4"-used to attach vertical shaft 60480-A or B to bar assy. 61832	1	a	
357186-S	Ball-1/8" dia. -(67) for type "B" horizontal - (67) for type "B" vertical-(12) for type "C" horizontal-(12) for type "C" vertical	AR	a	
60481 COVER (FRONT SEAT ADJUSTER REGULATOR HOUSING)				
B5A 7060481-A	Used with type "B" regulator - (1) for horizontal (a) (1) for vertical - used with two motor seat - ⊕BN-7060481-A	2	All	56
BN 7060481-B	Used with type "C" regulator - (1) for horizontal (a) (1) for vertical - used with two motor seat	2	All	56
BY 7360481-B	Used with single motor seat (a)	1	All	56
BAE 6460481-A	Used with 4-way electric seat	1	All	57/59
	Used with Seat-O-Matic	2	All	57/59
	CONTINUED ON NEXT PAGE			

GROUP AND PART NUMBER	DESCRIPTION, SIZE, ETC.	NO. REQ'D	MODEL OR ENGINE CUBIC INCH DISPLACEMENT	YEAR 19__
60481 COVER (FRONT SEAT ADJUSTER REGULATOR HOUSING) CONTINUED				
43232-S8	Screw & washer assy. -rd. hd. -No. 10-32 x 1/2" - (5) for type "C" horizontal (5) for type "C" vertical	10	a	
350056-S2	Screw & washer assy. -flat hd. cr. rec. -No. 10-32 x 1/2" - (5) for type "B" horizontal - (5) for type "B" vertical	10	a	
354403-S7	Pin-5/16" x 1-1/2" - used to attach cover assy. vertical and horizontal regulators to track assy. 61704-5	2	a	
60487 COUPLING (FRONT SEAT ADJUSTER MOTOR TO SHAFT)				
B7A 7060487-A	Rubber and nylon - 5/16" I.D. x 7/8" O.D. x 1-1/4" long - used with 4-way seat - ⊕BAC-7060487-A	1	All	57/59
60490 KEY (FRONT SEAT ADJUSTER REGULATOR)				
B5A 7060490-A	Steel - 1/8" x 9/32" - (1) used on horizontal - (1) used on vertical for type "B" or type "C" two motor seat - (1) used with single motor seat - ⊕BN-7060490-A	3	All	56
	Used with 4-way seat	1	All	57/59
	Used with Seat-O-Matic	2	All	57/59
60493 BEARING (FRONT SEAT ADJUSTING VERTICAL REGULATOR SCREW)				
B7A 7060493-A	Bronze or iron - ⊕BAC-7060493-A			
	Used with 4-way	1	All	57/59
	Used with Seat-O-Matic Electric Seat	2	All	57/59
605A00 PANEL (AUXILIARY SEAT BACK FLOOR FRONT FINISH)				
	See basic part number 60889			
60508-9 PANEL (REAR SEAT BACK FLOOR) - LESS COVER				
BAF 5660508-AP	In prime	1	56, 77A	57/58
BAE 7760508-BP	Right - in prime - use with BAE-5661099-A - loop	1	77B, C, D	57/58
BAE 7760509-BP	Left - in prime	1	77B, C, D	57/58
PB9M 5660508-AP	6 passenger - used on cars built prior to 6-15-59 - for cars built after 6-15-59 see group 61390 - ⊕1010864	1	56, 77	59
60510 YOKE (FRONT SEAT ADJUSTER REGULATOR CLUTCH)				
B7A 7060510-A	Assy. includes (2) rollers - used with 4-way electric seat - ⊕BAC-7060510-A	2	All	57/59
60512-3 PANEL (REAR SEAT CUSHION FLOOR) - LESS COVER				
BAE 5660512-BP	In prime	1	56, 77A	57/58
BAE 7760512-BP	Right - in prime	1	77B, C, D	57/58
BAE 7760513-BP	Left - in prime	1	77B, C, D	57/58
PB9M 5660512-AP	6 passenger - ⊕1010856	1	56, 77	59
PB9M 7760512-AP	Right - 8 passenger - ⊕1010796	1	77	59
PB9M 7760513-AP	Left - 8 passenger - ⊕1010797	1	77	59
605A14 PANEL (AUXILIARY SEAT BACK FLOOR-FRONT) LESS COVER				
	See basic part number 60940			
605A18 BUMPER (AUXILIARY SEAT BACK FLOOR PANEL)				
B9MB 77605A18-A	Rubber - 1/4" x 7/8" (a)	2	77	59
52715-S8	Screw-pan hd. -No. 8-15 x 1/4"	2	a	

GROUP AND PART NUMBER	DESCRIPTION, SIZE, ETC.	NO. REQ'D	MODEL OR ENGINE CUBIC INCH DISPLACEMENT	YEAR 19__
60552-3 SUPPORT (REAR SEAT CUSHION FLOOR)				
B5A 7960552-AP	R. H. - steel - ⊕BN-7960552-AP	1	79B, C	56
B5A 7960553-AP	L. H. - steel - ⊕BN-7960553-AP	1	79B, C	56
BAE 7760552-BP	R. H.	1	77B, C, D	57/58
BAE 7760553-BP	L. H.	1	77B, C, D	57/58
PB9M 5660552-AP	6 passenger - ⊕1010861	1	56, 77	59
PB9M 7760552-AP	Right - 8 passenger - ⊕1010893	1	77	59
PB9M 7760553-AP	Left - 8 passenger - ⊕1010896	1	77	59
60578 BUMPER ASSEMBLY (REAR SEAT CUSHION PANEL)				
B7A 5960578-A	Rubber - assy. includes (1) 350877-S sleeve nut No. 12-24 - ⊕BAC-5960578-A ☆ 1957-58 (2) req'd. - for models BAE-56, 77A - BAF-56, 77A (4) req'd. - for models BAE-77B, C, D BAF-77B, C, D ☆ 1959 (2) req'd. - for bumpers without auxiliary seat (5) req'd. - for bumpers with auxiliary seat	AR☆	56, 77	57/59
60582 BEARING (FRONT SEAT ADJUSTER HORIZONTAL REGULATOR SCREW)				
B7A 7060582-A	⊕BAC-7060582-A Used with 4-way electric seat Used with Seat-O-Matic	1 2	All All	57/59 57/59
60634-5 SUPPORT (RIGHT REAR SEAT CUSHION)				
B6A 7960634-AP	Steel - for cars built after approx. 12-15-55 - ⊕BJ-7960634-AP - used with B6A-7960718-AP	1	79B, C	56
B5A 7960635-AP	L. H. - steel - for cars built prior to approx. 12-15-55 - ⊕BN-7960635-AP	1	79B, 79C	56
60638 RETAINER (REAR SEAT CUSHION PANEL SUPPORT)				
BA 7960638-A	(a)	2	79B, C	56
52344-S13	Screw-oval hd. cr. rec. tap. -No. 8-15 x 1/2"	4	a	
60650-1 RISER (REAR SEAT FRONT)				
BAE 5660650-C	R. H. - steel - approx. length 28-1/2"	1	56	57/58
BAE 5660651-C	L. H. - steel - approx. length 28-1/2"	1	56	57/58
BAE 6460650-C	Steel - approx. length 57-27/32"	1	63, 64, 65	57/58
BAE 7660650-A	Steel - approx. length 53-3/16"	1	76	57/58
PB9M 5660650-A	R. H. - steel 27" long - ⊕1009194	1	56	59
PB9M 5660651-A	L. H. - steel 27" long - ⊕1009195	1	56	59
PB9M 7660650-A	Steel - 55-1/2" long - ⊕1007172	1	76A, C	59
60652 PLATE (AUXILIARY SEAT CUSHION SCUFF)				
B9MB 7760652-A	Nylon - 1-1/2" x 2" - located on seat cushion (a)	2	77	59
52727-S8	Screw-pan hd. cr. rec. tap. -No. 10-12 x 1/2"	4	a	
60669 RISER (LEFT REAR SEAT CUSHION SUPPORT)				
BAE 7760669-B	Approx. 2-1/16" x 2-3/8" - after approx. 3-1-57	1	77B, C, D	57/58
PB9M 7760669-A	Steel - 15" long - ⊕1010891 (a)	1	77	59
B7A 5960578-A	Bumper - rubber	1	a	
60692 RISER (RIGHT REAR SEAT CUSHION FLOOR PANEL SUPPORT)				
BAE 7760692-B	Steel - approx. length 3-1/2" - after approx. 3-1-57	1	77B, C, D	57/58

GROUP AND PART NUMBER	DESCRIPTION, SIZE, ETC.	NO. REQ'D	MODEL OR ENGINE CUBIC INCH DISPLACEMENT	YEAR 19__
60718-9 PANEL ASSEMBLY (LEFT REAR SEAT SUPPORT)				
BAE 7760718-AP	R.H. - in prime	1	77B,C,D	57/58
BAE 7760719-AP	L.H. - in prime	1	77B,C,D	57/58
PB9M 7760718-AP	R.H. - 8 passenger - ⊕B9MB-7760718-AP (a)	1	77	59
PB9M 7760719-AP	L.H. - 8 passenger - ⊕1010791 (a)	1	77	59
352158-S2	Screw-hex. washer hd. -5/16"-24 x 11/16"	2	a	
352358-S	Pin self-locking	1	a	
356383-S7	Spring washer (three wave) 29/64" I. D. x 3/4" O. D.	4	a	
BA 7963036-A	Pin	1	a	
60724-5 PANEL ASSEMBLY (REAR SEAT SUPPORT)				
BAE 5660724-AP	R.H.	1	56,77A	57/58
BAE 5660725-AP	L.H.	1	56,77A	57/58
PB9M 5660724-AP	R.H. - 6 passenger - ⊕1011230 (a)	1	56,77	59
PB9M 5660725-AP	L.H. - 6 passenger - ⊕1011231 (a)	1	56,77	59
352158-S2	Screw hex. washer hd. 5/16"-24 x 11/16"	2	a	
359025-S8	Bolt hex. pilot hd. 3/8"-16	2	a	
359276-S7	Lockwasher steel 3/8"	2	a	
359953-S2	Nut retainer assy. 5/16"-24	2	a	
60728 FOOT (REAR SEAT CUSHION FLOOR BOARD SUPPORT)				
BA 7960728-A	Steel- ⊕BN-7960728-A (a)	4	79	56
33925-S7	Nut-light hex. jam-3/8"-24	4	a	
60788-9 MOULDING (FRONT SEAT BACK)				
B5A 7060788-B	R.H. - rustless steel - approx. 24-19/32" - ⊕BN-7060788-B	1	64,70,76	56
B5A 7060789-B	L.H. - rustless steel - approx. 24-19/32" - ⊕BN-7060789-B	1	64,70,76	56
B5A 7360788-B	Rustless steel - approx. 51-11/16" - ⊕BN-7360788-A	1	57,58,73,79B,79C	56
BAE 5860788-A	Rustless steel - approx. 23/32" x 53-9/16" (a)	1	57,58,75,77	57/58
BAE 6460788-B	R.H. - rustless steel - approx. 23/32" x 26-1/8" (a)	1	56,63,64,65,76	57/58
BAE 6460789-B	L.H. - rustless steel - approx. 23/32" x 26-1/8" (a)	1	56,63,64,65,76	57/58
358383-S3	Clip	8	a	
60804 CLIP (FRONT SEAT BACK MOULDING RETAINER)				
BU 6460804-A	Steel	10	57B,58B,64C,64D,73	56
BN 7060804-A	NS-Steel - for service use 358461-S3	10	57A,58A,64A,70B,76,79	56
60813 SPRING (AUXILIARY SEAT BACK FLOOR STOP)				
PB9M 7760813-A	Steel - 3/4" x 3-1/2" with (2) 15/32" dia. holes - ⊕1010162	2	77	59
60827 PANEL (AUXILIARY SEAT CUSHION WELL FLOOR) LESS COVER				
PB9M 5660827-AP	Used for both 6 or 8 passenger - used on cars less storage lock - for panel used for storage lock see group 45806 - ⊕1009989 (a)	1	56,77	59
354959-S	Washer flat-rubber 1/2" x 1/8" thick	1	a	
357251-S2	Nut retainer assy. 5/16"-18	1	a	
359615-S8	Screw wing 5/16"-18 x 27/32"	1	a	
60830-1 ARM (AUXILIARY SEAT BACK FLOOR PIVOT)				
B9MB 7760830-AP	R.H. - 8 passenger (a)	1	77	59
PB9M 7760831-AP	L.H. - 8 passenger - ⊕1016409 (a)	1	77	59
356376-S	Washer flat 11/32" x 5/8"	2	a	

GROUP AND PART NUMBER	DESCRIPTION, SIZE, ETC.	NO. REQ'D	MODEL OR ENGINE CUBIC INCH DISPLACEMENT	YEAR 19__
60834	ARM (AUXILIARY SEAT CUSHION WELL FLOOR PIVOT)			
PB9M 5660834-AP	2-9/16" long - Ⓢ1011047	2	56, 77	59
60864	BUSHING (FRONT SEAT REGULATOR TO REGULATOR SUPPORT)			
B7A 7060864-A	Steel - ⓈBAC-7060864-A			
	Used with 4-way seat	2	All	57/59
	Used with Seat-O-Matic Electric seat	6	All	57/59
60871	PLATE (AUXILIARY SEAT BACK FLOOR PIVOT ARM MOUNTING)			
PB9M 7760871-AP	L. H. - 8 passenger - steel 7-11/32" with (3) c/sunk holes 1/2" dia. and (2) 5/16" dia. holes - Ⓢ1012379	1	77	59
60872	PLATE (AUXILIARY SEAT CUSHION WELL FLOOR PIVOT ARM MOUNTING)			
PB9M 5660872-AP	Ⓢ1010076	2	56, 77	59
60873	PLATE (AUXILIARY SEAT BACK FLOOR PIVOT ANCHOR)			
PB9M 5660873-A	8 passenger - steel 9/16" x 7-7/16" with (3) 1/4" dia. holes - Ⓢ1010078	2	56, 77	59
60889	PANEL (AUXILIARY SEAT BACK FLOOR FRONT FINISH)			
B9MB 77605A0-AP	8 passenger - steel 17-3/4" x 37-13/16"	1	77	59
60908	ABSORBER (REAR SEAT HEAT)			
BAF 6460908-A	42" x 70-5/32" long - used with A/cond.	1	57, 58, 63, 64, 65, 75	57/58
60914	RETAINER (AUXILIARY SEAT CUSHION SPRING)			
BAE 7760914-A	Steel - approx. 1-9/16" x 2"	1	77B,C,D	57/58
60922	BUMPER (AUXILIARY SEAT BACK FLOOR STOP)			
B5A 7960922-A	Rubber - 27/64" x 11/16" O.D.	3	79B,79C	56
	ⓈBN-7960922-A	3	77B,C,D	57/58
60928	HINGE (AUXILIARY SEAT BACK FLOOR)			
B5A 7960928-AP	ⓈBN-7960928-AP (a)	1	79B,C	56
BAE 7760928-AP	Steel	1	77B,C,D	57/58
PB9M 7760928-AP	8 passenger - Ⓢ1009853 (b)	1	77	59
	52018-S8 Screw-flat hd. cr. rec. tap. -No. 10-12 x 5/8"	14	a	
	354522-S8 Screw-flat hd. cr. rec. -1/4"-20 x 1-1/8"	3	b	
60931	BUMPER ASSEMBLY (AUXILIARY SEAT BACK FLOOR PIVOT ARM) LEFT			
PB9M 7760931-AP	8 passenger - Ⓢ1016433	1	77	59
60933	BUMPER (AUXILIARY SEAT BACK FLOOR PIVOT ARM)			
PB9M 7760933-A	8 passenger - rubber 9/16" x 7/8" - Ⓢ1016432	1	77	59
60936-7	PROP (AUXILIARY SEAT BACK) OUTER			
B5A 7960936-B	Steel - zinc plated - ⓈBN-7960936-A (a)	2	79B,C	56
BAF 7760936-A	R.H.	1	77B,C,D	57/58
BAF 7760937-A	L.H.	1	77B,C,D	57/58
	359342-S8 Screw-shoulder-9/16" O.D. -13/64" x 1/4"-20-2A thread	2	a	
60940	PANEL (AUXILIARY SEAT BACK FLOOR-FRONT) LESS COVER			
BAE 7760940-AP	Steel - in prime	1	77B,C,D	57/58
B9MB 77605A14-AP	8 passenger	1	77	59

GROUP AND PART NUMBER	DESCRIPTION, SIZE, ETC.	NO. REQ'D	MODEL OR ENGINE CUBIC INCH DISPLACEMENT	YEAR 19__
60942 PANEL (AUXILIARY SEAT BACK FLOOR-REAR) LESS COVER				
BAE 7760942-BP	Steel - in prime	1	77B,C,D	57/58
COMB 7760942-AP	8 passenger - used on cars built after 5-22-59	1	77	59
PB9M 7760942-AP	8 passenger - used on cars built prior to 5-22-59- ⊕1009859	1	77	59
60947 PROP (AUXILIARY SEAT BACK) INNER				
BU 7960947-A	Steel - zinc plated - ⊕BN-7960947-A (a)	2	79B,C	56
354444-S8	Screw-shoulder-1/4"-20 x 11/16"	2	a	
356303-S8	Washer-flat-5/16"	2	a	
356600-S	Washer-spring three wave	2	a	
60955 CLIP (AUXILIARY SEAT BACK PROP)				
B5A 7960955-B	Steel - with 21/64" dia. hole - ⊕BN-7960955-B	2	79B,C	56
60963 PLATE (AUXILIARY SEAT BACK FLOOR SPRING COVER)				
PB9M 7760963-AP	R. H. -8 passenger-steel-12-9/16"long-⊕1011325 (a)	1	77	59
PB9M 5660963-AP	L. H. -8 passenger-steel-12-9/16"long-⊕1011773 (a)	1	77	59
52727-S8	Screw-pan hd. cr. rec. tap. -No. 10-12 x 1/2"	4	a	
60964-5 RETAINER (AUXILIARY SEAT BACK SPRING)				
BAE 7760964-A	R. H. - approx. 2" x 2-3/4" with (2) 13/64" dia. holes	1	77B,C,D	57/58
BAE 7760965-A	L. H. - approx. 2" x 2-3/4" with (2) 13/64" dia. holes	1	77B,C,D	57/58
60979 ANTI-RATTLER (AUXILIARY SEAT BACK REAR FLOOR PANEL)				
B9MB 7760979-A	8 passenger - steel - 1-1/2" x 2-3/16" with (2) 7/16" dia. holes	2	77	59
60997 PANEL (AUXILIARY SEAT BACK FLOOR) UPPER				
PB9M 7760997-AP	8 passenger - steel - 3-9/16" x 37-7/8" - ⊕1009858 (a)	1	77	59
52721-S8	Screw-pan hd. cr. rec. tap. -No. 10-12 x 3/8"	8	a	
60998 PROP (AUXILIARY SEAT BACK) INNER				
BAF 7760998-A	Assembly includes clip BAF-7760955-A(NS) and bracket to floor BAC-7960953-A(NS)	2	77B,C,D	57/58
61004 SPRING (AUXILIARY SEAT BACK FLOOR LATCH)				
PB9M 7761004-A	8 passenger - spring steel - 20 coils - free length 1-5/8" - ⊕1012711	1	77	59
61022-3 FRAME (REAR SEAT BACK) UPPER				
BAE 5661022-A	Chrome finish - approx. 53-1/2" - with (9) c/sunk holes	1	56,77A	57
BAE 7761022-A	R. H. - seat back - chrome finish - approx. 22-1/8" - with (4) c/sunk holes	1	77B,C,D	57
BAE 7761023-A	L. H. - seat back - chrome finish - approx. 30-29/32" - with (5) c/sunk holes	1	77B,C,D	57
BAF 5661022-AP	In prime - approx. 53-1/2" - with (9) c/sunk holes	1	56,77A	58
BAF 7761022-AP	R. H. - seat back - in prime - approx. 22-1/8" long - with (4) c/sunk holes	1	77B,C,D	58
BAF 7761023-AP	L. H. - seat back - in prime - approx. 30-29/32" long - with (5) c/sunk holes	1	77B,C,D	58
PB9M 5661022-AP	Steel - 52" long with (8) c/sunk holes - ⊕1010937	1	56, 77	59
PB9M 7761022-AP	Right seat - steel 21-3/8" long with (4) c/sunk holes - ⊕1010888	1	77	59
PB9M 7761023-AP	Left seat - steel 30-1/8" long with (5) c/sunk holes - ⊕1010843	1	77	59

GROUP AND PART NUMBER	DESCRIPTION, SIZE, ETC.	NO. REQ'D	MODEL OR ENGINE CUBIC INCH DISPLACEMENT	YEAR 19__
61062 STOP (REAR SEAT BACK)				
BA 5961062-BP	Steel - in prime	2	79	56
BA 5961062-BP	L.H. - used on BAE-56,77A models after approx. 5-1-57 - refer to group 62237 for prior condition	1	56,77A	57
61064 STOP (FRONT SEAT BACK)				
B5A 7061064-A	Nylon - plastic - with 1/4" dia. hole in center - ⊕BN-7061064-A	2	64, 70, 76	56
		2	56, 63, 64, 65, 76	57/58
61084 MOULDING (REAR SEAT BACK CENTER) LESS MEDALLION				
BV 6461084-C	Chrome finish (a)	1	57A, 58A, 64A	56
BV 7661084-B	Chrome finish (a)	1	76B	56
	34053-S8 Nut-cold punched-No. 10-24	4	a	
	34903-S8 Washer-internal tooth lock-No. 10	4	a	
61099-0 LOOP (REAR SEAT BACK STOP)				
B5A 5961099-A	Chrome finish - with (4) 9/32" dia. holes - ⊕BN-5961099-A	2	79	56
BAE 5661099-A	Chrome finish on models built prior to approx. 5-1-57 (2) models BAE-56,77 on models built after approx. 5-1-57 (1) R.H. models BAE-56,77A (2) models BAE-77B,C,D BAF-56,77	AR	56,77	57/58
B7A 5961099-A	L.H. - chrome finish - use on BAE-56,77A models built after approx. 5-1-57 - ⊕BAC-5961099-A 6 passenger (a)	1	56,77A	57
		2	56, 77	59
B9MB 7761099-A	R.H. - chrome finish - 8 passenger (a)	1	77	59
B9MB 7761100-A	L.H. - chrome finish - 8 passenger (a)	1	77	59
	50677-S13 Screw & washer assy. rd. hd. cr. rec. -No. 10-32 x 1-1/8"	4	a	
61102 MOULDING (REAR SEAT BACK)				
BAE 7661102-A	Rustless steel - approx. length 48-19/64" (a)	1	76	57/58
	358432-S13 Stud	8	a	
61142 LATCH ASSEMBLY (AUXILIARY SEAT BACK FLOOR) R. H.				
B9MB 7761142-AP	In prime	1	77	59
61144-5 COVER (MOULDING ROOF SIDE INNER) REAR				
BU 6461144-AP	R.H. - in prime - used with A/cond. on 64D (a)	1	64C, 64D	56
BU 6461145-AP	L.H. - in prime - used with A/cond. on 64D (a)	1	64C, 64D	56
BV 6461144-A	R.H. - chrome finish	1	64A	56
BV 6461145-A	L.H. - chrome finish	1	64A	56
	51411-S13 Screw-oval hd. cr. rec. -No. 8-32 x 1-1/4"	1	a	
61146-7 MOULDING (FRONT SEAT BACK REAR) INNER				
PB9M 5661146-AP	R.H. - steel - 17-7/32" long - ⊕1013672 (a)	1	56, 63, 64, 76	59
PB9M 5661147-AP	L.H. - steel - 17-7/32" long - ⊕1013673 (a)	1	56, 63, 64, 76	59
	53027-S13 Screw oval trim hd. cr. rec. tap. -No. 8-15 x 5/8"	4	a	
61148-9 MOULDING (FRONT SEAT BACK REAR) OUTER				
PB9M 5661148-AP	R.H. - steel - 16-5/8" long - ⊕1013674 (a)	1	All	59
PB9M 5661149-AP	L.H. - steel - 16-5/8" long - ⊕1013675 (a)	1	All	59
	45176-S2 Nut-spring "U" shape "A" tap. -No. 8-15	AR	a	
	53027-S13 Screw oval trim hd. cr. rec. tap. -No. 8-15 x 5/8"	AR	a	

GROUP AND PART NUMBER	DESCRIPTION, SIZE, ETC.	NO. REQ'D	MODEL OR ENGINE CUBIC INCH DISPLACEMENT	YEAR 19__
61182 SCUFF PLATE (FRONT SEAT BACK FRAME) INNER				
8A 7061182	Fiber - 13/32" I.D. x 1-7/8" O.D. x 1/16"	2	64A, 70B, 76	56
		2	56, 63, 64, 76	57/59
61248 KIT HARDWARE (SEAT BELTS)				
BAE 5861248-E	Front	1	57, 58, 75, 77	57/58
BAE 7661248-D	Front	1	56, 63, 64, 65, 76	57/58
B9BM 6461248-A		1	All	59
61256 KIT - VEST ASSEMBLY (SEAT BELT)				
BAE 6461256-A	Consists of the following - (1) BAE-6461258-A vest assy. -seat belt (1) BAE-6461260-A buckle assy. -less tongue (1) Instruction sheet	1	All	59
61307 ESCUTCHEON (REAR SEAT BACK STOP LOOP)				
B9MB 5661307-A	Rustless steel - 1-9/32" x 2-11/16" with (2) slot type holes	2	56, 77	59
61328-9 PLATE (REAR SEAT BACK STOP ANCHOR)				
BA 5961328-A	Steel - approx. 5/8" x 3-15/16"	2	79	56
BA 5961328-A	L.H. - used on BAE-56,77A models built after approx. 5-1-57	1	56, 77A	57
BAE 5661328-B	R.H. - steel - approx. 2-41/64" x 6-7/64"	1	56, 77	57/58
BAE 5661329-B	L.H. - steel - approx. 2-41/64" x 6-7/64" - used on BAE-56,77 models built prior to approx. 5-1-57 and used on BAE-77B,C,D models only built after approx. 5-1-57	1	56, 77	57/58
61333 BUMPER (SEAT BACK)				
BAE 7761333-A	Rear - rubber - 9/16" thick - 3/4" O.D.	1	77B, C, D	57
OA 7961222	Rear - rubber - 5/16" thick - 3/4" O.D.	1	77B, C, D	57/58
	Rear	2	77	59
61371 PLATE (REAR SEAT BACK SUPPORT ANCHOR) FRONT				
PB9M 7761371-A	Steel - 1-1/4" x 3" used with split seat - Φ 1012408	2	77	59
61372-3 PLATE (REAR SEAT BACK SUPPORT ANCHOR)				
BAE 5661372-A	R.H. - steel - approx. 1-7/8" x 2" - with (2) extruded holes 15/16" - 24	1	56, 77A	57/58
BAE 5661373-A	L.H. - steel - approx. 1-7/8" x 2" - with (2) extruded holes 15/16" - 24	1	56, 77	57/58
PB9M 5661372-A	Steel - 1-21/32" x 2-1/2" with 4 holes 5/16" - (a) 24 (2) required with single seat (1) required with split seat - Φ 1010850	AR	56, 77	59
352158-S8	Screw-hex. washer hd. - 5/16"-24 x 11/16"	4	a	
61378 SPRING (RIGHT REAR SEAT LATCH)				
B9MB 7761378-A	Used with split seat	1	77	59
61381 PLATE (RIGHT REAR SEAT LATCH STRIKER)				
B9MB 7761381-A	Steel (a)	1	77	59
50804-S7	Screw and washer assy. -pan hd. cr. rec. -No. 10-32 x 3/8"	3	a	
61382 LATCH (RIGHT REAR SEAT)				
B9MB 7761382-B	Assembly includes knob, bracket, spring, pin and stop (a)	1	77	59
50804-S7	Screw and washer assy. -pan hd. cr. rec. -No. 10-32 x 3/8"	3	a	

GROUP AND PART NUMBER	DESCRIPTION. SIZE. ETC.	NO. REQ'D	MODEL OR ENGINE CUBIC INCH DISPLACEMENT	YEAR 19__
61390-1	PANEL (REAR SEAT BACK FLOOR) LESS COVER			
B9MB 5661390-AP	6 passenger - used on cars built after 6-15-59 - prior to 6-15-59 see group 60508	1	56, 77	59
B9MB 7761390-AP	R. H. - 8 passenger	1	77	59
B9MB 7761391-AP	L. H. - 8 passenger	1	77	59
61642	PLATE (FRONT SEAT BACK SCUFF)			
PB9M 5661642-A	Plastic - 1-1/8" x 3" with (2) 7/32" dia. holes - @1015682	4	56, 63, 64, 76	59
61704-5	TRACK ASSEMBLY (FRONT SEAT)			
BV 6461704-B	R. H. - manual control (a)	1	57, 58, 64, 76	56
BV 6461705-B	L. H. - manual control (a)	1	57, 58, 64, 76	56
B5A 7061704-E	R. H. - electric control - 4-way - used with two motor seat - @BN-7061704-E (a)	1	All	56
B5A 7061705-E	L. H. - electric control - 4-way - used with two motor seat - @BN-7061705-E (a)	1	All	56
BAE 6461704-C	R. H. - Seat-O-Matic	1	All	57
BAE 6461705-C	L. H. - Seat-O-Matic	1	All	57
BAM 5761704-A	R. H. - manual	1	All	57/58
BAE 6461705-D	L. H. - manual	1	All	57/58
B8A 7061704-A	R. H. - 4-way seat - @BAD-7061704-A - used on cars built after 12-14-57	1	All	57/58
B8A 7061705-A	L. H. - 4-way seat - @BAD-7061705-A - used on cars built after 12-14-57	1	All	57/58
B7A 7061704-B	R. H. - 4-way seat - @BAC-7061704-C - used on cars built thru 12-14-57	1	All	57/58
B7A 7061705-B	L. H. - 4-way seat - @BAC-7061705-C - used on cars built thru 12-14-57	1	All	57/58
BAF 6461704-A	R. H. - Seat-O-Matic	1	All	58
BAF 6461705-A	L. H. - Seat-O-Matic	1	All	58
PB9M 5661704-B	4-Way - R. H. - @1003940	1	All	59
PB9M 5661705-B	4-Way - L. H. - @1003941	1	All	59
PB9M 5661704-C	Seat-O-Matic - R. H. - @1003942	1	All	59
PB9M 5661705-C	Seat-O-Matic - L. H. - @1003943	1	All	59
B9MB 6461704-B	Manual - R. H.	1	All	59
B9MB 6461705-B	Manual - L. H.	1	All	59
	Attach track to floor pan - 11135 - with the following -			
34444-S8	Nut-light thick lock-3/8"-16	2	a	
352736-S	Stud-3/8"-16 x 1-3/4"	1	a	
354554-S	Stud-3/8"-16 x 5-5/8"	1	a	
356475-S8	Washer-flat-3/8"	2	a	
61709	SUPPORT (FRONT SEAT TRACK TO FLOOR)			
BAD 7061709-A	L. H. - 4-way seat - used on cars built after 12-15-57	1	All	57/58
B7A 7061709-A	L. H. - 4-way seat - used on cars built thru 12-14-57 - @BAC-7061709-A	1	All	57/58
61716-7	ARM (FRONT SEAT TRACK ACTUATING) REAR			
B5A 7061717-B	L. H. - electric control - 4-way - used with two motor seat - @BN-7061717-B (a)	1	All	56
PB9M 5661716-A	R. H. - electric control - 4-way and Seat-O-Matic - @1003956	1	All	57/59
PB9M 5661717-A	L. H. - electric control - 4-way and Seat-O-Matic - @1003957	1	All	57/59
72035-S8	Pin-cotter-1/8" x 1"	2	a	
353903-S8	Bolt-hex shoulder-3/8"-24 x 5/8"	2	a	

GROUP AND PART NUMBER	DESCRIPTION, SIZE, ETC.	NO. REQ'D	MODEL OR ENGINE CUBIC INCH DISPLACEMENT	YEAR 19__
61726 ROD (FRONT SEAT TRACK LATCH TIE)				
BAF 6461726-A	Manual seat track - approx. 50" long	1	All	57/58
B9MB 6461726-A	Manual seat - 52" long	1	All	59
61730 EYE BOLT (FRONT SEAT TRACK TIE ROD)				
BA 7061730-A	Manual control - steel - No. 8-32 x 9/64" (a) dia. - length threaded 1-1/4"	1	All	56/59
34052-S7	Nut-lock-hex.hd.-No.8-32	2	a	
72035-S8	Pin-cotter-1/8" x 1"	1	a	
61731 PIN (FRONT SEAT TRACK HORIZONTAL BAR LINK PIVOT)				
B7A 7061731-A	Steel - 47/64" long - used with 4-way and Seat-O-Matic - ⊕BAC-7061731-A	2	All	57/59
61740-1 ARM (FRONT SEAT TRACK ACTUATING) FRONT				
B5A 7061740-B	R. H. - electric control - 4-way - (a) used with two motor seat - ⊕BN-7061740-B	1	All	56
B5A 7061741-B	L. H. - electric control - 4-way - (a) used with two motor seat - ⊕BN-7061741-B	1	All	56
	Attach arm to track assy. - 61704-5 - with the following -			
34393-S7	Nut-lock-5/16"-24	2	a	
44722-S8	Washer-flat-5/16"	2	a	
353903-S8	Bolt-hex.hd.shoulder-3/8"-24 x 5/8"	2	a	
61744 LINK (FRONT SEAT TRACK TIE ROD)				
BA 7061744-AP	Steel-3/32" dia. - manual control	1	All	56
61753 HANDLE (FRONT SEAT TRACK ADJUSTING)				
BAE 6461753-A	Chrome finish - manual control - includes headless set screw (a)	1	All	57/58
PB9M 5661753-A	Assy. includes (1) 355097-S8 set screw 8-32 x 3/16" - used on cars built prior to 5-18-59 - ⊕1005836	1	All	59
B9MB 6461753-A	Used on cars built after 5-18-59	1	All	59
355097-AS7	Set-screw-No.8-32 x 3/16"	1	a	
61755 HANDLE (FRONT SEAT TRACK ADJUSTING)				
BV 7061755-A	Chrome finish - manual control (a)	1	All	56
353880-S7	Pin-3/32" dia.	2	a	
61780 LINK ASSEMBLY (FRONT SEAT REGULATOR TO FRAME)				
B7A 6461780-A	Assy. includes bushing - ⊕BAE-6461780-A Used with Seat-O-Matic on pass. side	1	All	57/58
	Used with 4-way on drivers side	1	All	57/58
61782 SPACER (FRONT SEAT TRACK UPPER TO CUSHION FRAME SUPPORT)				
B5A 7061782-A	Steel - approx. dia. 1-3/32" with 3/8" dia. hole - ⊕BN-7061782-B	4	All	56
61828 SPRING (FRONT SEAT TRACK ASSIST)				
B5A 7061828-A	Approx. free length - 7-17/64" with 46 coils - used with manual seat - ⊕BN-7061828-A	2	All	56
B7A 7061828-A	Manual seat - spring steel - 58 coils - free length 9" - ⊕BAC-7061828-A	2	All	57/59
B7A 7061828-B	4-Way and Seat-O-Matic - spring steel - 35 coils - free length 8-15/32" - ⊕BAC-7061828-C	2	All	57/59

GROUP AND PART NUMBER	DESCRIPTION, SIZE, ETC.	NO. REQ'D	MODEL OR ENGINE CUBIC INCH DISPLACEMENT	YEAR 19__
61832 BAR ASSEMBLY (FRONT SEAT TRACK EQUALIZING) VERTICAL				
BAE 6461832-C	Used with 4-way electric seat	1	All	57
BAE 6461832-D	Used with Seat-O-Matic	1	All	57
BAF 6461832-A	Used with 4-way electric seat	1	All	58
BAF 6461832-B	Used with Seat-O-Matic	1	All	58
PB9M 5661832-A	Used with Seat-O-Matic - ⊕1004006	1	All	59
PB9M 5661832-B	Used with 4-way electric seat - ⊕1004007	1	All	59
61842 BAR ASSEMBLY (FRONT SEAT TRACK EQUALIZER) HORIZONTAL				
BAE 6461842-A	Used with 4-way electric and Seat-O-Matic	1	All	57
BAE 6461842-E	Used with 4-way electric and Seat-O-Matic	1	All	57
BAF 6461842-A	Used with Seat-O-Matic only - approx. 48-5/16" long	1	All	58
BAF 6461842-B	Used with 4-way electric seat only - approx. 47-13/64" long	1	All	58
B9MB 6461842-C	Used with Seat-O-Matic - with (2) 5/16" dia. pins located at L. H. side	1	All	59
B9MB 6461842-B	Used with 4-way seat - with (2) 5/16" dia. pins located at L. H. side	1	All	59
61845 BAR (FRONT SEAT TRACK EQUALIZING) HORIZONTAL				
B5A 7061845-A	Approx. length - 46-7/64" - used with electric control - 4-way seat - ⊕BN-7061845-A	1	All	56
61853 SHAFT (FRONT SEAT TRACK PIVOT) REAR				
BAD 7061853-A	Used on 4-way electric and Seat-O-Matic	2	All	57/58
		1	All	59
61857 SHAFT (FRONT SEAT TRACK PIVOT) FRONT				
B7A 7061857-A	Used on 4-way electric and Seat-O-Matic - ⊕BAC-7061857-B	2	All	57/59
61883 SPRING (FRONT SEAT TRACK LATCH)				
B6A 7061883-A	Music wire - approx. free length - 1-29/64" with 14 coils - used with manual control seat - ⊕BN-7061883-A	2	All	56
B7A 7061883-A	Spring - steel - approx. free length 5-11/32" - used with manual seat - ⊕BAC-7061883-A	2	All	57/58
B9A 7061883-A	Manual seat - L. H. - 33 coils - free length 3-31/64" - ⊕BAD-7061883-B	1	All	59
B9A 7061883-B	Manual seat - R. H. - 21 coils - free length 1-11/16" - ⊕BAD-7061873-B	1	All	59
61924 SPACER (FRONT SEAT REGULATOR TO MOTOR REGULATOR HOUSING)				
B7A 7061924-A	Steel - 1-1/8" long with 1/2" threaded No. 10-32 - used with 4-way electric seat - ⊕BAC-7061924-A	2	All	57/59
61926 LINK ASSEMBLY (FRONT SEAT TRACK VERTICAL ADJUSTING BAR)				
BAF 6461926-A	Steel - used with Seat-O-Matic - includes bushing - approx. length 10-15/16" - 4" and 5" travel	1	All	57/59
61939 STOP (FRONT SEAT TRACK)				
BAC 6461939-A	Manual seat	(a) 2	56, 76, 77	57/58
BAC 5661939-A	Manual seat - steel wire 1-15/16" x 3-1/2"	1	56, 76, 77	59
35097-S	Screw-set-No. 8-32	2	a	

GROUP AND PART NUMBER	DESCRIPTION, SIZE, ETC.	NO. REQ'D	MODEL OR ENGINE CUBIC INCH DISPLACEMENT	YEAR 19__
62002-3 LINK (FRONT SEAT TRACK REGULATOR TO HORIZONTAL EQUALIZING BAR)				
BAF 6462002-A	Used with Seat-O-Matic on passenger side	1	All	58/59
B8A 6462003-A	Used with 4-way on drivers side - ⊕BAF-6462003-A	1	All	58/59
62004 RETAINER (FRONT SEAT TRACK REGULATOR TO HORIZONTAL EQUALIZER BAR LINK)				
B8A 7062004-A	Steel - 1-13/64" x 2-23/64" - with (2) 1/4" dia. holes - used with 4-way or Seat-O-Matic - ⊕BAD-7062004-A	(a) 2	All	58/59
		(b) 1	All	59
42751-S8	Screw and washer assy. -hex. hd. -1/4"-28 x 5/8"	2	a	
50807-S8	Screw and washer assy. -pan hd. -1/4"-28 x 3/8"	2	b	
62168-9 SUPPORT (FRONT SEAT CUSHION SIDE SHIELD) FRONT				
BAE 6462168-A	R. H.	1	All	57/58
BAE 6462169-A	L. H.	1	All	57/58
B9MB 6462168-A	R. H.	1	All	59
B9MB 6462169-A	L. H.	1	All	59
62170-1 SHIELD (FRONT SEAT TRACK) REAR				
BAE 6462170-B	R. H. - used with Seat-O-Matic	1	All	57
BAE 6462171-B	L. H. - used with Seat-O-Matic and 4-way seat	1	All	57
62186-7 SHIELD (FRONT SEAT CUSHION) SIDE				
BV 7062186-AP	R. H. - steel - in prime - for manual seat	(a) 1	57B, C, D, 64D, E, 70, 73B, D, 76A, 79B, D	56
B5A 7062187-AP	L. H. - steel - in prime - for manual seat - ⊕BN-7062187-AP	(a) 1	57B, C, D, 64D, E, 70, 73B, D, 76A, 79B, D	56
PB9M 5662187-AP	Manual and electric - L. H. - in prime - ⊕1014785 - Note - when used for manual seat add adjuster slot 1/2" x 2-9/64" - used on cars built prior to 6-1-59	1	All except 57C, 63C, 76C	59
PB9M 5762186-B	Manual and electric - R. H. - chrome finish - ⊕1018714	1	57C, 63C, 76C	59
PB9M 5762187-B	Manual seat - L. H. - chrome finish - ⊕1018715	1	57C, 63C, 76C	59
PB9M 5762187-C	Electric seat - L. H. - chrome finish - less seat adjuster slot - ⊕1018897	1	57C, 63C, 76C	59
B7A 7062186-AP	Manual and electric - R. H. - in prime - ⊕BAC-7062186-AP	1	All except 57C, 63C, 76C	59
B7A 7062187-AP	Manual and electric - L. H. - in prime - when used with electric seat also use B9MB-6462221-A plate for adjuster slot - used on cars built after 6-1-59 - ⊕BAC-7062187-A	1	All except 57C, 63C, 76C	59
52787-S15	Screw-pan hd. cr. rec. tap. -No. 10-16 x 1/2"	2	a	
62194-5 SUPPORT (FRONT SEAT CUSHION SIDE SHIELD) REAR				
BAE 6462194-A	R. H.	1	All	57
BAE 6462195-A	L. H.	1	All	57
BAE 6462194-B	R. H.	1	All	58
BAE 6462195-B	L. H.	1	All	58
BAC 7062194-A	Steel - 13/16" x 2-9/16"	2	All	59
62204-5 SUPPORT (FRONT SEAT CUSHION SIDE SHIELD) SIDE				
BAE 6462204-A	R. H.	1	All	57/58
BAE 6462205-A	L. H.	1	All	57/58
62221 PLATE (FRONT SEAT CUSHION SIDE SHIELD) NAME				
B9MB 6462221-A	Chrome finish - lettered "POWER SEAT"	1	All	59

GROUP AND PART NUMBER	DESCRIPTION, SIZE, ETC.	NO. REQ'D	MODEL OR ENGINE CUBIC INCH DISPLACEMENT	YEAR 19__
62236-7 STOP (REAR SEAT BACK) LESS BUMPER				
BAE 5662236-AP	R.H.	1	56,77	57
		1	56,77A	58
BAE 5662237-AP	L.H. - used on models BAE-56,77 built prior to approx. 5-1-57 - refer to group 61062 for after condition - used on models BAE-77B,C,D - built after approx. 5-1-57	1	56,77	57
		1	77	58
62248-9 ORNAMENT (FRONT SEAT CUSHION SIDE SHIELD)				
BAF 6562248-A	R.H. - chrome finish	1	65,75,76B, Cruiser Conv.	57/58
BAF 6562249-A	L.H. - chrome finish	1	65,75,76B Cruiser Conv.	57/58
62250-1 INSERT (FRONT SEAT CUSHION SIDE SHIELD)				
BAE 6562250-B	R.H. - aluminum - gold dye finish	1	65,75	57
BAE 6562251-C	L.H. - aluminum - gold dye finish	1	65,75	57
BAF 6562250-A	R.H. - aluminum - polished aluminum finish - manual and electric seat	1	76B Cruiser Conv.	57
		1	65,75,76B	58
BAF 6562251-A	NS-L.H. - aluminum - polished aluminum finish - manual seat with slot - for service use BAF-6562251-B and cut a 21/64" x 2" slot for seat track control handle	1	76B Cruiser Conv.	57
		1	65,75,76B	58
BAF 6562251-B	L.H. - aluminum - polished aluminum finish - electric seat - no slot	1	76B Cruiser Conv.	57
		1	65,75,76B	58
62286-7 SUPPORT (REAR SEAT BACK STOP)				
B9MB 5662286-A	R.H. - 6 passenger	1	56,77	59
B9MB 5662287-A	L.H. - 6 passenger	1	56,77	59
B9MB 7762286-A	R.H. - 8 passenger	1	77	59
B9MB 7762287-A	L.H. - 8 passenger	1	77	59
62332 SUPPORT (REAR SEAT BACK)				
BV 7662332-A	Steel	1	76B	56
BAE 7662332-A		1	76	57/58
PB9M 7662332-A	⊕1007173	1	76	59
62400 SUPPORT (REAR SEAT BACK)				
BAE 6562400-B	Steel	1	65,75	57/58
62426-7 STOP ASSEMBLY (REAR SEAT BACK)				
BAF 5662427-AP	L.H. - includes bumper	1	56,77A	58
PB9M 5662427-AP	L.H. - 6 passenger - ⊕1013136	(a) 1	56,77	59
B9MB 7762426-AP	R.H. - 6 and 8 passenger	(a) 1	56,77	59
B9MB 7762427-AP	L.H. - 8 passenger	(a) 1	77	59
44722-S8	Washer flat 5/16"	6	a	
353520-S8B	Screw hex. washer hd. 5/16"-24	6	a	
62430 BUMPER (REAR SEAT BACK)				
BAC 7962430-A	Rubber	2	77B,C,D	57/58
62806 COVER (ROBE CORD END)				
BF 7362806-A	Chrome finish	(a) 2	57B, 58B, 70, 73, 79	56
351697-S13	Screw-oval hd. cr. rec. -1/4"-20 x 1-3/8"	2	a	
62822 RETAINER (ROBE CORD END COVER)				
BV 7362822-A	Steel	2	57B, 58B, 70, 73, 79	56
62866 RETAINER & RECEPTACLE (FRONT SEAT BACK ASH) LESS LIGHTER				
BAE 7562866-C	Chrome finish	1	75	57
		1	57C,75B	58
PB9M 5762866-A	⊕1006559	1	57C	59

GROUP AND PART NUMBER	DESCRIPTION. SIZE. ETC.	NO. REQ'D	MODEL OR ENGINE CUBIC INCH DISPLACEMENT	YEAR 19__
62867 CASE (FRONT SEAT BACK ASH RECEPTACLE)				
BAE 7562867-B		1	75	57
		1	57C, 75B	58
62868 RETAINER (FRONT SEAT BACK ASH RECEPTACLE)				
BD 6062868-B	Chrome finish - includes handle 1L-7262878 - does not include box & snuffer 8H-7262896	(a) 1	57A, 58A	56
BV 7062868-A	Chrome finish - on body type 70B - used on cars built approx. after 2-1-56	(a) 2	70B, 70C	56
B5A 7362868-A	Chrome finish - on body type 70B - used on cars built prior to 2-1-56 - ⊕BN-7362868-A	(a) AR	57B, 58B, 70B, 73, 79	56
		(a) 1	57, 58, 77	57
		(a) 1	57A, B, 58, 75A, 77	58
		(b) 1	57A, B, 58A, B, 77	59
52388-S13	Screw-oval hd. cr. rec. tap. -No. 8-15 x 1-1/4"	2	a	
52382-S13	Screw-oval hd. cr. rec. tap. -No.8-15 x 1-1/4"	2	b	
62876 RECEPTACLE (FRONT SEAT BACK ASH)				
BV 7362876-B	Chrome finish	AR	57B, 58B, 70, 73, 79	56
BAE 5862876-A		1	57, 58, 77	57
		1	57A, B, 58, 75A, 77	58
PB9M 5762876-A	⊕1006515	1	57C	59
COAB 5862876-AP		1	57A, B, 58, 77	59
62878 HANDLE (FRONT SEAT BACK ASH RECEPTACLE COVER)				
1L 7262878	Chrome finish	1	57A, 58A	56
		1	75	57
62893 BUMPER (FRONT SEAT BACK ASH RECEPTACLE RETAINER COVER)				
PB9M 5762893-A	Vinyl - 1/4" dia. - ⊕1010629	2	57C	59
62895 BUTTON (FRONT SEAT BACK & DASH PANEL ASH RECEPTACLE)				
BN 7362895-A	Nylon - 1/4" dia. - split type - alternate with COAB-5862895-A	2	All	59
COAB 5862895-A	Nylon - solid type - alternate with - BN-7362895-A	2	All	59
62896 BOX & SNUFFER (FRONT SEAT BACK RETAINER)				
8H 7262896		1	57A, 58A	56
		1	75	57
		1	57C, 75B	58
63008-9 BRACKET (AUXILIARY SEAT BACK HINGE)				
BAF 7763008-A	R.H.	1	77B, C, D	57/58
BAF 7763009-A	L.H.	1	77B, C, D	57/58
63036 PIN (RIGHT REAR SEAT BACK PIVOT)				
BA 7963036-A	Flat head - approx. 7/16" dia. x 1" with 3/32" dia. hole	AR	79	56
		1	77B, C, D	57/58
		1	77	59
63038 BUMPER (REAR SEAT BACK FLOOR)				
B5A 5963038-A	Black rubber - reinforced with steel - approx. 3/4" x 4" with (2) 3/16" dia. holes - ⊕BN-5963038-A	2	79D	56
63074 KIT (SPRING-FRONT SEAT CUSHION HELPER)				
BAE 6463074-A	Consists of (12) BAE-6463186-A and (36) 7/8" "C" clips	1	All	57

GROUP AND PART NUMBER	DESCRIPTION, SIZE, ETC.	NO. REQ'D	MODEL OR ENGINE CUBIC INCH DISPLACEMENT	YEAR 19__
63160 SUPPORT (RIGHT REAR SEAT)				
B5A 7963160-CP	In prime - for cars built prior to approx. 12-15-55 12-15-55 - ⊕BN-5961099-A	1	79B, C	56
BAE 7763160-AP	In prime	1	77B, C, D	57/58
B9MB 7763160-AP	Used with split seat	1	77	59
63476 PANEL (REAR SEAT RISER)				
PB9M 6363476-A	⊕1009507	1	63	59
63626 RETAINER (AUXILIARY SEAT CUSHION STOWAGE) FRONT				
B9BM 7763626-A	Steel 3" x 3-1/16" with 4 holes 7/32" dia. (a)	2	77	59
52721-S8	Screw pan hd. cr. rec. tap. -No. 10-12 x 3/8"	4	a	
34939-S	Washer external tooth lock No. 10	4	a	
63636 ROD (AUXILIARY SEAT CUSHION)				
B9BM 7763636-A	Steel - 30-27/32" with (4) holes 13/64" dia. (a)	2	77	59
52727-S8	Screw pan hd. cr. rec. tap. -No. 10-12 x 1/2"	8	a	
64824 ORNAMENT (REAR SEAT BACK)				
BAF 5764824-C	Aluminum	2	57C, 63C, 75B, 76C	58
64824 ORNAMENT (FRONT SEAT BACK)				
BAF 5764824-C	Aluminum	AR		58
	Front seat back	2	57C, 63C	58
	Rear seat back	2	57C, 63C	58
	Instrument panel	1	57C, 63C, 75B, 76C	58
64824 ORNAMENT (FRONT DOOR PANEL) PARKLANE				
BAF 5764824-C	Aluminum	2	57C, 63C	59
64825 PLATE (FRONT & REAR SEAT BACK ORNAMENT) MOUNTING				
BAF 5764825-A	Fiber - 1-5/8" x 3-1/8" long with (2) 3/16" dia. holes	AR	57C, 63C	58
67210 LINK & VERTICAL STRAINER (REAR SEAT BACK CENTER ARM REST)				
B5A 7667210-C	⊕BN-7667210-C (a)	1	57A, 58A, 64A, 76B	56
BAK 5767210-A		1	57C, 63C, 75B	58
		1	57C, 63C	59
	Attach to bracket center arm rest and strainer to floor - with the following -			
20324-S8	Bolt-hex. hd. -1/4"-20 x 5/8"	2	a	
33795-S8	Nut-hex. -1/4"-20	2	a	
34805-S7	Washer-spring lock-1/4"	2	a	
44720-S8	Washer-flat	2	a	
	Attach to support rear seat back moulding - with the following -			
20324-S8	Bolt-hex. hd. -1/4"-20 x 5/8"	2	a	
33795-S8	Nut-hex. -1/4"-20	2	a	
34805-S7	Washer-spring lock-1/4"	2	a	