



1956-1959

**LINCOLN**

1958-1959

**Continental**

# MASTER PARTS

CATALOG

# CHASSIS and BODY

*Parts and Accessories Department*

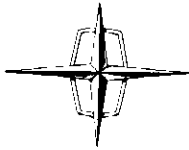
LINCOLN-MERCURY DIVISION • Ford Motor Company

REVISED SEPTEMBER, 1960

FORM-MD-8278-60



1956 - 1959  
**LINCOLN**



1958 - 1959  
**Continental**

# MASTER PARTS CATALOG

*Parts and Accessories  
Department*

**L - M DIVISION**  
Ford Motor Company

COPYRIGHT 1960  
FORD MOTOR COMPANY  
DEARBORN, MICHIGAN  
ALL RIGHTS RESERVED

## *Quick Reference Index*

<b>CHASSIS</b>	
WHEELS, HUBS AND DRUMS	1000
BRAKES	2000
FRONT SUSPENSION AND STEERING	3000
REAR SUSPENSION AXLE AND DRIVE	4000
FRAME AND EXHAUST SYSTEM	5000
ENGINE	6000
TRANSMISSION	7000
COOLING SYSTEM	8000
CARBURETOR	9000
ELECTRICAL	10000
ENGINE	
CHASSIS	THRU
BODY	
LAMPS	15000
CHASSIS SHEET METAL	16000
BUMPERS AND WINDSHIELD WIPERS	17000
ACCESSORIES AND AIR CONDITIONING	18000 19000
<b>BODY</b>	
BODY	00100
INSTRUMENT PANEL	02300
FLOOR PARTS	10100
FRONT DOOR AND RELATED PARTS	20100
FRONT DOOR WINDOW REGULATOR	23900
CENTER PILLAR AND REAR DOORS	24300
REAR DOOR WINDOW REGULATOR	27000
QUARTER PANELS	27300
LUGGAGE COMP. AND REAR END	40000
TOP AND ROOF	50000
SEATS, RELATED PARTS	60000

## GENERAL INFORMATION

This Parts Catalog containing service replacement parts information for the 1956-7-8-9 Lincoln and 1958-9 Continental has been developed for your convenience in locating, identifying and ordering service replacement parts.

Best results in the use of this parts catalog will be obtained by thoroughly reviewing the instructions and arrangement of information explained in detail on the following pages.

### EXPANDED PART NUMBERS

Ford Motor Company has used two different systems to expand basic number series that are exhausted.

The first system, introduced in 1949, was the addition of a numerical digit to the front of the basic number.

Examples:  $\frac{22000}{66000}$      $\frac{33000}{77000}$      $\frac{44000}{88000}$      $\frac{55000}{99000}$

These parts actually belong in the basic number groups indicated by the last four (4) digits and that is where they appear in the catalog.

The Basic Part Number Group is listed as 2-2000, 3-3000, 4-4000, etc., and follow regular four (4) digit Basic Part Number Groups in numerical sequence. The second expansion system was introduced with some of the 1959 model parts and will be in full effect with 1960 model parts. This system superseded the first system which will be discontinued. Under this new method basic number series are expanded by the addition of an alphabetical character between the Group and Detail portions of the basic part numbers.

Examples: 2A518, 6A600, 76214A10, etc.

This expansion character will also be disregarded in the parts catalog and the parts will be listed in sequence according to the numerical portion of the basic number.

For instance, basic part number 2A518 will follow basic number 2517.

### PARTS INFORMATION

The information contained in this Parts Catalog is arranged in basic part number sequence and includes the following:

1. Basic Part Number Group.
2. Part Number.
3. Part Name, including description and dimensions necessary for proper identification of parts.
4. Quantity used per vehicle.
5. Application — by Model, Engine Cubic Inch Displacement, Transmission Type, etc.
6. Year Part is used.

### MODEL YEAR APPLICATION

Parts application specified in this catalog pertains to the 1956-7-8-9 model years only. Parts application

for the year 1960 is listed in applicable current model year catalog.

### HOW TO LOCATE PARTS

Parts are listed in numerical sequence according to their basic number.

#### —NOTE—

*All carburetor assemblies and component service parts are presented in chart form. These charts are at the beginning of the 9000 Series Basic Group and precede other 9000 Series Fuel System Assemblies and components which are listed in numerical sequence according to their basic number.*

The basic part number relates the part to an area of the vehicle and to a specific application within that area. All parts having the same basic number are listed under their Basic Part Number Group. Body parts, seven digit numbers, are in sequence according to the last five (5) digits.

Example: 5827846.

If the basic number is known, the complete part number for a specific vehicle can be quickly located by referring to the Basic Part Number Group according to its numerical order.

If the basic number is not known, the part can be located under its Noun Name in the Alphabetical Index.

Basic numbers may also be located in the Illustrations of various areas of the car. Illustrations precede the Basic Group to which they apply.

### ALPHABETICAL INDEX

Reference to any part by Noun Name is provided in the Alphabetical Index. This index is an alphabetical listing of all parts showing Noun Name cross referenced to the Basic Number Group.

### NUMERICAL CROSS REFERENCE INDEX

In a few instances, basic numbers will not appear in numerical sequence in a group of their own, but will be listed under a different Basic Number Group. These numbers, and the Basic Number Groups in which they appear, are contained in this index.

Example: Basic Number 2A103 appears in Basic Number Group 2041

## ILLUSTRATIONS

Illustrations show the construction of individual parts as well as assemblies. Wherever possible, the exact shape or detail is indicated. In some cases, illustrations cover "typical" constructions and will be so designated. The purpose of these illustrations is to identify parts performing the same or similar functions. Parts are identified on each illustration by Basic Part Number Group. Parts which are not identified by a Basic Part Number Group are designated by a symbol which is explained by a footnote on the illustration. Standard parts are identified by the standard part number.

The Basic Part Number will help locate the part in the catalog since Basic Part Numbers are arranged in strict numerical sequence.

## PART NUMBERS ASSIGNED BY THE L-M AND FORD PARTS AND ACCESSORIES DEPARTMENTS

Parts and Accessories Part Numbers are assigned to convert Engineering Part Numbers to a basic number that may be more easily located according to the parts function. Parts and Accessories Part Numbers appear in numerical sequence throughout this catalog in the conventional part number column. The corresponding engineering part number, preceded by the symbol ⊕, and the previously assigned Parts and Accessories part number preceded by the symbol ⊞ are shown after the nomenclature in the part name column

## STANDARD PARTS

Standard Parts in this catalog are listed immediately following the parts with which they are used and are referenced to the major part with which they are used by a small letter. This letter appears in brackets ( ) in the "Description, Size, Etc." column following the major part number, and in the "Model Or Engine Cubic Inch Displacement" column following the standard part number. Thus, all standard parts coded with an "a" are used with the major parts coded with an "a".

Conventional Standard Parts have no prefix but carry the suffix "S" followed by numbers which designate the finish. They are not assigned a Basic Part Number Group.

The following chart defines standard part suffix codes in respect to finish.

SUFFIX	FINISH	SUFFIX	FINISH
S	Plain	S18	Case hardened
S2	Raven finish	S19	Brass plate
S3	Black Japan	S20	Cement coated
S4	Raven finish & black paint	S21	Lacquer for identification
S5	Copper plate	S22	Chrome plate-Butler finish
S6	Nickel plate	S23	Rustless steel-head polished
S7	Cadmium plate	S24	Hot tin coated
S8	Zinc plate	S29	Clear enamel over bright zinc
S10	Tinned	S30	Gold tinted enamel over bright zinc
S12	Lacquer to match trim	S31	Cadmium with zinc
S13	Chrome plated	S32	Black paint or zinc chromate primer
S14	Nickel plate-Butler finish	S33	Case hardened raven finish
S15	Oxidized	S34	Case hardened cadmium finish
S16	Lead		

*for reference only.*

## ORDERING PARTS FOR SERVICE

When ordering service replacement parts, always give the complete part number (not Basic Part Number) and part name. After this has been determined, refer to the Master Price and Reference List, Form MD-4230, for current "service" status of selected parts. If the parts do not appear in Form MD-4230, refer to the Obsolete-Superseded-Interchangeable Catalog, Form Number MD-8235.

Instructions for the use of Stock Order Pads and Order Forms are printed therein. When ordering Soft Trim items, always follow this procedure:

1. Refer to the Soft Trim Section of the Master Price and Reference List, Form MD-4230 for part numbers desired.
2. Use Form FD-419-L, Dealers' Parts Order.
3. Furnish all necessary Patent Plate data.
4. Attach a piece of trim material to the order form.

Right Hand (R.H.) and Left Hand (L.H.) parts are so designated from the driver's position when seated in the car.

## PARTS HAVE MULTIPLE FUNCTIONS

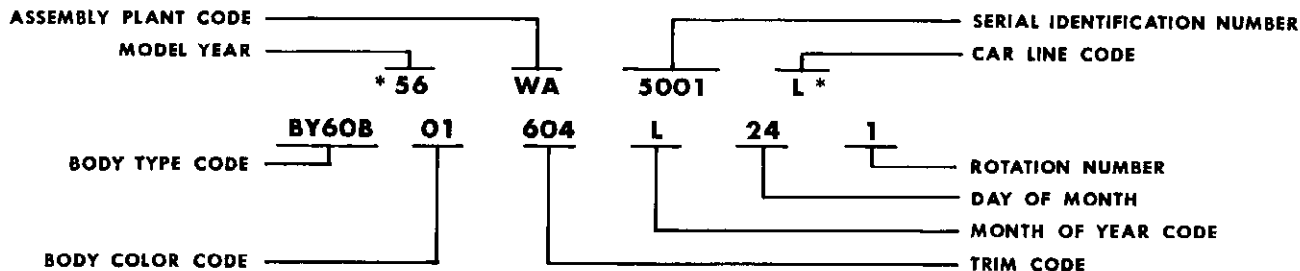
Parts may have multiple functions or operations. When this occurs, the various functions will be described in the description column immediately following the part number. All applications will also appear in the Alphabetical Index.

## PATENT PLATE INFORMATION FOR 1956, 1957 LINCOLN AND 1958-59 CONTINENTAL AND LINCOLN

The Patent Plates for 1956, 1957, 1958 and 1959 have been designed to include the Body Style and Body Specifications in addition to the car serial number. The Patent Plates are installed on the left front body pillar just below the upper hinge opening.

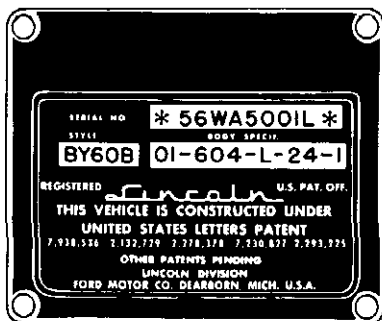
The following diagrams of the Patent Plates specify the Model Year, Plant which assembled the car, Serial Identification Number, Car Name, Body Type, Body Outside Paint Color, Trim Scheme, Day of Month car was assembled, Month car was assembled, and its numerical sequence of assembly.

### 1956 LINCOLN PATENT PLATE DIAGRAM



#### STYLE AND BODY SPECIF.

- BY60B—PREMIERE COUPE
- 01—PRESIDENTIAL BLACK
- 604—MEDIUM BROWN VELOUR AND DARK BROWN MATELASSE
- L—MONTH OF YR.—NOV.
- 24—24TH DAY OF MONTH
- 1—1ST CAR ASSEMBLED



SERIAL NUMBER (\*56WA5001L\*)

"56"—1956 MODEL

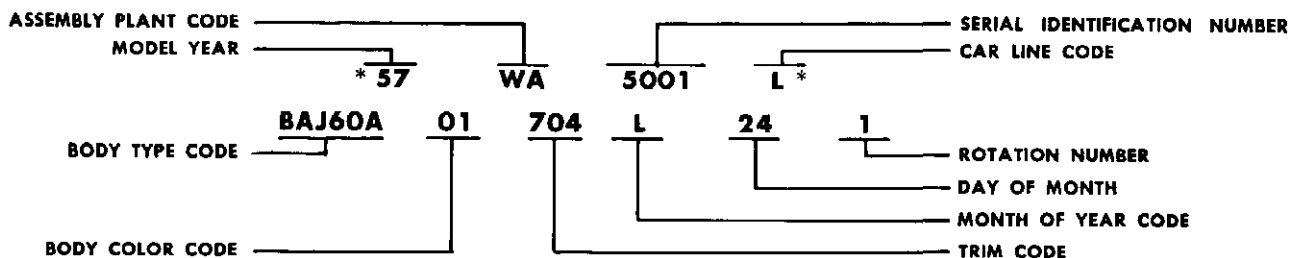
"WA"—ASSEMBLED AT WAYNE PLT.

"5001"—SERIAL IDENTIFICATION NUMBER

"L"—LINCOLN

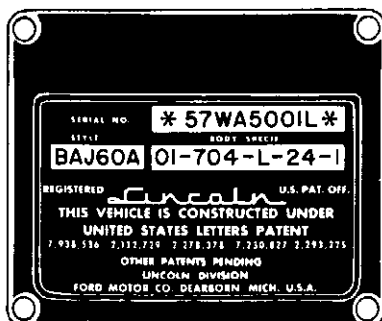
**ASSEMBLY PLANT IDENTIFICATION CODE**  
 LA—LOS ANGELES WA—WAYNE PLANT

### 1957 LINCOLN PATENT PLATE DIAGRAM



#### STYLE AND BODY SPECIF.

- BAJ60A—CAPRI COUPE
- 01—PRESIDENTIAL BLACK
- 704—DK. GRAY STARHAZE & MED. GRAY PAVILION NYLON
- L—MONTH OF YEAR—NOV.
- 24—24TH DAY OF MONTH
- 1—1ST CAR ASSEMBLED



SERIAL NUMBER (\*57WA5001L\*)

"57"—1957 MODEL

"WA"—ASSEMBLED AT WAYNE PLT.

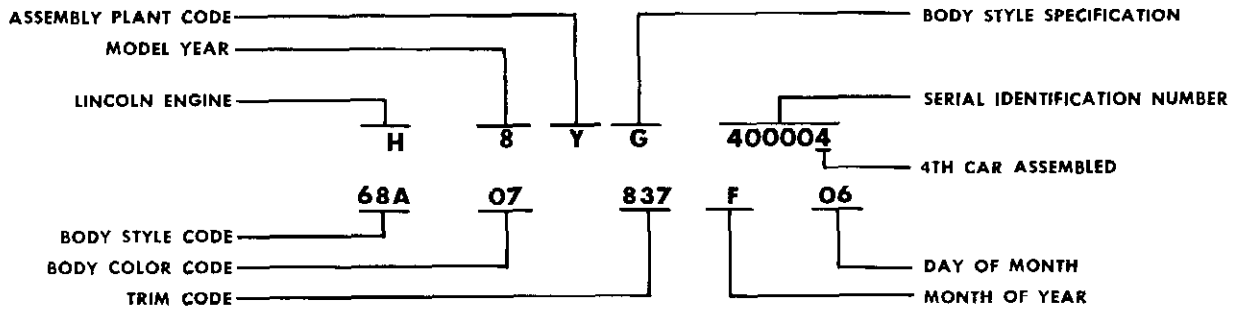
"5001"—SERIAL IDENTIFICATION NUMBER

"L"—LINCOLN

**ASSEMBLY PLANT IDENTIFICATION CODE**  
 WA—WAYNE

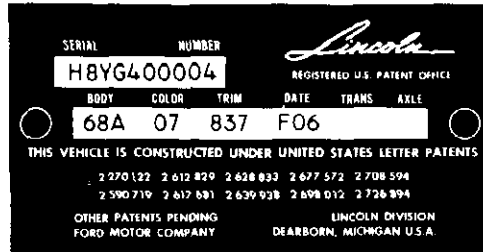
NOTE: The asterisks in front of and after the complete serial number are inserted as assurance that no other digits or letters can be added to the serial number.

## 1958 CONTINENTAL AND LINCOLN PATENT PLATE DIAGRAM



### STYLE AND BODY SPECIF.

- 68A—CONTINENTAL TWO-DOOR SPECIAL CONVERTIBLE
- 07—STARMIST WHITE
- 837—MED. BLUE, WHITE AND DK. BLUE SCOTCH LEA.



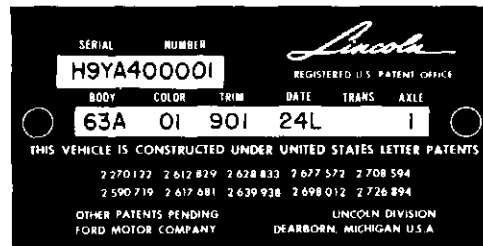
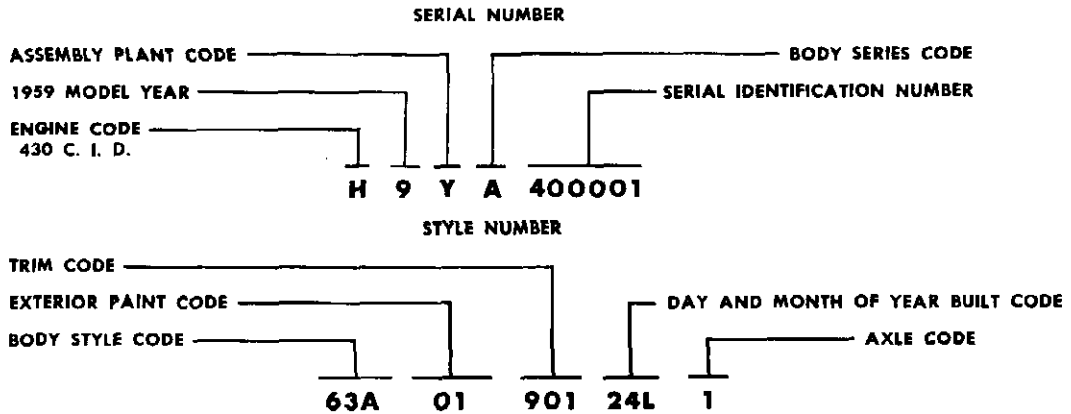
### SERIAL NUMBER (H8YG400004)

- "H"—LINCOLN
- "8"—1958 MODEL
- "Y"—ASSEMBLED AT WIXOM PLANT
- "G"—BODY STYLE SPECIFICATION
- "400004"—SERIAL IDENTIFICATION NUMBER

**ASSEMBLY PLANT IDENTIFICATION CODE**  
 Y—Wixom Plant

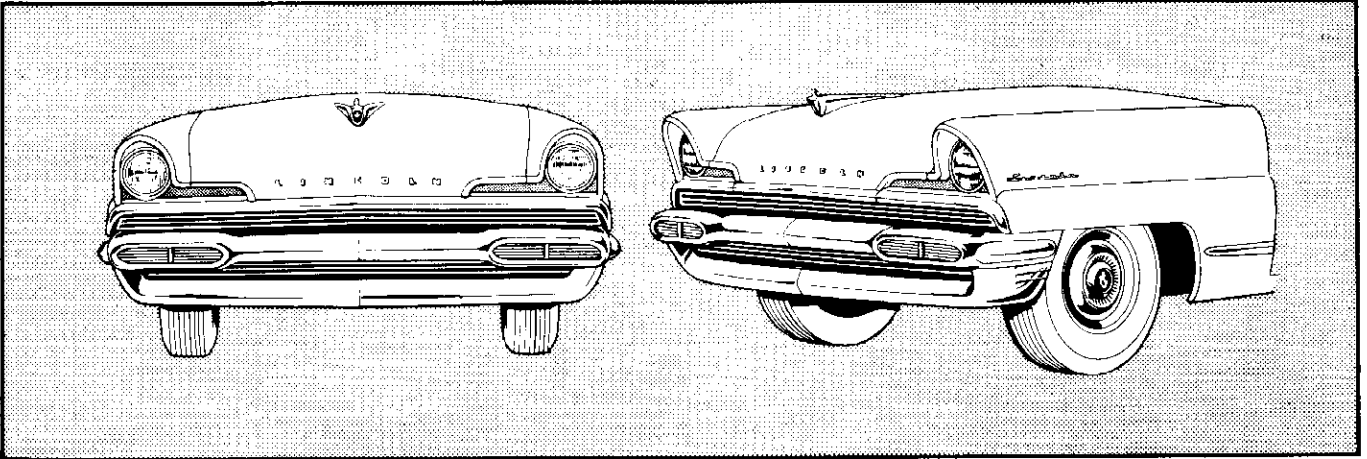
## 1959 CONTINENTAL AND LINCOLN PATENT PLATE DIAGRAM

### PATENT PLATE DIAGRAM



**MODEL IDENTIFICATION**  
**LINCOLN PREMIERE and *Capri***

**1956 LINCOLN**




BODY TYPE	NAME
60B	Premiere Coupé
60E	Capri Sport Coupé

BODY TYPE	NAME
73A	Capri 4-Door Sedan

BODY TYPE	NAME
73B	Premiere 4-Door Sedan
76B	Premiere Convertible

**1957 LINCOLN**



BODY TYPE	NAME
57A	Capri 4-Door Sedan—Pillarless
57B	Premiere 4-Door Sedan—Pillarless
58A	Capri 4-Door Sedan


BODY TYPE	NAME
58B	Premiere 4-Door Sedan

BODY TYPE	NAME
60A	Capri Hard Top Coupé
60B	Premiere Hard Top Coupé
76B	Premiere Convertible Coupé

# MODEL IDENTIFICATION

## CONTINENTAL *MARK III*

1958 LINCOLN CONTINENTAL




BODY TYPE	NAME
54A	Continental 4-Door Special Hard Top Sedan
65A	Continental 2-Door Special Hard Top Coupe

BODY TYPE	NAME
68A	Continental 2-Door Special Convertible
75A	Continental 4-Door Special Hard Top Sedan—Pillarless

# LINCOLN PREMIERE and *Capri*

1958 LINCOLN




BODY TYPE	NAME
53A	Capri 4-Door Hard Top Sedan
53B	Premiere 4-Door Hard Top Sedan
57A	Capri 4-Door Hard Top Sedan—Pillarless

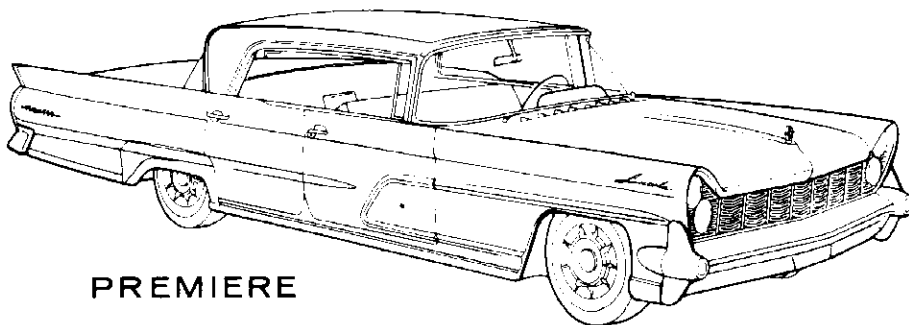
BODY TYPE	NAME
57B	Premiere 4-Door Hard Top Sedan—Pillarless
63A	Capri 2-Door Hard Top Coupe
63B	Premiere 2-Door Hard Top Coupe



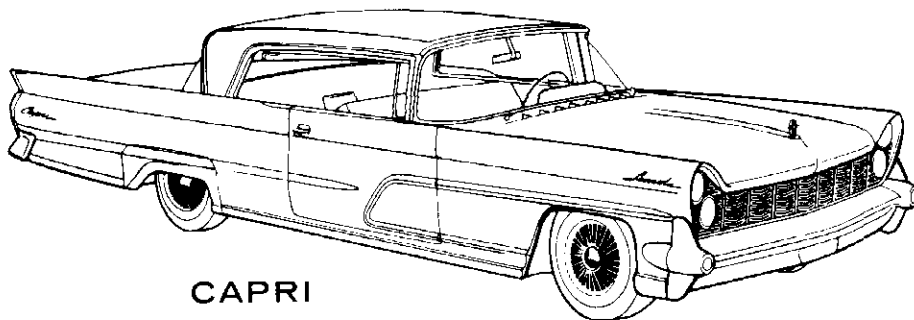
# 1959 CONTINENTAL and LINCOLN MODEL IDENTIFICATION



CONTINENTAL



PREMIERE



CAPRI

BODY	MODEL	BODY	MODEL
53A	CAPRI 4-DOOR SEDAN	63A	CAPRI 2-DOOR COUPE
53B	PREMIERE 4-DOOR SEDAN	63B	PREMIERE 2-DOOR COUPE
54A	CONTINENTAL 4-DOOR SEDAN	65A	CONTINENTAL 2-DOOR COUPE
57A	CAPRI 4-DOOR LANDAU	68A	CONTINENTAL 2-DOOR CONVERTIBLE
57B	PREMIERE 4-DOOR LANDAU	75A	CONTINENTAL 4-DOOR LANDAU

## BREAKDOWN OF CODES USED IN LINCOLN AND CONTINENTAL PATENT PLATE NUMBERS

### ASSEMBLY PLANT CODES

CODE	ASSEMBLY PLANT
LA	Los Angeles
WA	Wayne
YG or Y	Wixom

### 1956 LINCOLN BODY TYPE CODES

CODE	BODY TYPES	(BY)
60B	Premiere Coupe	
60E	Capri Sport Coupe	
73A	Capri 4-Door Sedan	
73B	Premiere 4-Door Sedan	
76B	Premiere Convertible	

### 1957 LINCOLN BODY TYPE CODES

CODE	BODY TYPES	(BAJ)
57A	Capri 4-Door Sedan—Pillarless	
57B	Premiere 4-Door Sedan—Pillarless	
58A	Capri 4-Door Sedan	
58B	Premiere 4-Door Sedan	
60A	Capri Hard Top Coupe	
60B	Premiere Hard Top Coupe	
76B	Premiere Convertible Coupe	

### 1958 CONTINENTAL AND LINCOLN BODY TYPE CODES

CODE	BODY TYPES	(BAK)
53A	Capri 4-Door Sedan	
53B	Premiere 4-Door Sedan	
54A	Continental 4-Door Special Hard Top Sedan	
57A	Capri 4-Door Hard Top Sedan— Pillarless	
57B	Premiere 4-Door Hard Top Sedan— Pillarless	
63A	Capri 2-Door Hard Top Coupe	
63B	Premiere 2-Door Hard Top Coupe	
65A	Continental 2-Door Special Hard Top Coupe	
68A	Continental 2-Door Special Convertible	
75A	Continental 4-Door Special Hard Top Sedan—Pillarless	

### 1959 CONTINENTAL AND LINCOLN BODY TYPE CODES

STYLE CODE	MODEL
63A	Capri 2-Door Coupe
57A	Capri 4-Door Landau
53A	Capri 4-Door Sedan
63B	Premiere 2-Door Coupe
57B	Premiere 4-Door Landau
53B	Premiere 4-Door Sedan
65A	Continental 2-Door Coupe
75A	Continental 4-Door Landau
54A	Continental 4-Door Sedan
68A	Continental 2-Door Convertible

### REAR AXLE CODES FOR 1959

CODE LETTER	REAR AXLE TYPE
1	2:89
2	3:11

### LINCOLN MONTH OF YEAR CODES

CODE	MONTH	CODE	MONTH
A	January	G	July
B	February	H	August
C	March	J	September
D	April	K	October
E	May	L	November
F	June	M	December

### SOFT TRIM SCHEME CODES

REFER TO: The Master Price & Reference List,  
Form MD-4230

**1956 LINCOLN PAINT CODES**

CODE	COLORS
01	Presidential Black
02	Admiralty Blue Met. (Dk.)
06	Centurian Gray (Med.)
07	Balmoral Gray Met. (Dk.)
09	Fairmont Blue (Lt.)
10	Shenandoah Green Met. (Dk.)
11	Briar Brown Met. (Dk.)
12	Wisteria
13	Summit Green (Lt.)
16	Amethyst
18A	Summit Green
19	Sunburst Yellow
21	Huntsman Red
21A	Huntsman Red
23	Starmist White
25	Desert Buff
27	Island Coral
28	Taos Turquoise
29	Dubonnet
30	Champlain Blue (Med.)
33	Black/Dubonnet
34	Presidential Black/Sunburst Yellow
35	Centurian Gray/Dubonnet
36	Dubonnet/Centurian Gray
37	Presidential Black/Amethyst
38	Starmist White/Dubonnet
39	Dubonnet/Starmist White
42	Taos Turquoise/Summit Green
42A	Taos Turquoise/Summit Green
43	Summit Green/Taos Turquoise
43A	Summit Green/Taos Turquoise
44	Shenandoah Green Met./Summit Green
44A	Shenandoah Green Met./Summit Green
45	Summit Green/Shenandoah Green Met.
45A	Summit Green/Shenandoah Green Met.
46	Balmoral Gray Met./Centurian Gray
47	Centurian Gray/Balmoral Gray Met.
48	Admiralty Blue Met./Fairmont Blue
49	Fairmont Blue/Admiralty Blue Met.
50	Starmist White/Shenandoah Green Met.
51	Shenandoah Green Met./Starmist White
52	Admiralty Blue Met./Starmist White
53	Starmist White/Admiralty Blue Met.
54	Starmist White/Summit Green
55	Huntsman Red/Starmist White
55A	Huntsman Red/Starmist White
56	Starmist White/Huntsman Red
56A	Starmist White/Huntsman Red
57	Starmist White/Fairmont Blue
58	Fairmont Blue/Champlain Blue
59	Champlain Blue/Fairmont Blue

**1956 LINCOLN PAINT CODES—(Cont.)**

CODE	COLORS
60	Starmist White/Desert Buff
61	Starmist White/Centurian Gray
73	Starmist White/Briar Brown
74	Briar Brown/Starmist White
75	Presidential Black/Starmist White
76	Starmist White/Presidential Black
79A	Starmist White/Summit Green
89	Starmist White/Sunburst Yellow
90	Starmist White/Amethyst
91	Starmist White/Island Coral
92	Starmist White/Taos Turquoise
93	Starmist White/Wisteria
96	Presidential Black/Huntsman Red
96A	Presidential Black/Huntsman Red
97	Huntsman Red/Presidential Black
97A	Huntsman Red/Presidential Black
98	Starmist White/Champlain Blue
99	Presidential Black/Island Coral

**1957 LINCOLN PAINT CODES**

CODE	COLORS
01	Presidential Black
03	Gainsborough Blue
04	Seascape Blue
05	Horizon Blue
06	Starmist White
07	Ivy Green
09	Willow Green
10	Sand
11	Desert Buff
12	Huntsman Red
13	Saturn Gold
14	Taos Turquoise
15	Dubonnet
16	Cinnamon
17	Bermuda Coral
18	Flamingo
21	Oxford Gray
22	Vermont Green
38	Horizon Blue/Gainsborough Blue
39	Gainsborough Blue/Horizon Blue
40	Seascape Blue/Gainsborough Blue
41	Gainsborough Blue/Seascape Blue
42	Starmist White/Gainsborough Blue
43	Gainsborough Blue/Starmist White
44	Horizon Blue/Seascape Blue
45	Seascape Blue/Horizon Blue
46	Starmist White/Seascape Blue
47	Seascape Blue/Starmist White

1957 LINCOLN PAINT CODES—(Cont.)

CODE	COLORS
48	Starmist White/Horizon Blue
49	Sand/Gainsborough Blue
50	Presidential Black/Horizon Blue
51	Starmist White/Sand
52	Sand/Starmist White
53	Presidential Black/Sand
54	Sand/Presidential Black
55	Sand/Desert Buff
56	Desert Buff/Sand
57	Starmist White/Desert Buff
58	Desert Buff/Starmist White
59	Presidential Black/Desert Buff
60	Willow Green/Ivy Green
61	Ivy Green/Willow Green
62	Vermont Green/Ivy Green
63	Ivy Green/Vermont Green
64	Starmist White/Ivy Green
65	Ivy Green/Starmist White
66	Willow Green/Vermont Green
67	Vermont Green/Willow Green
70	Starmist White/Willow Green
71	Willow Green/Starmist White
72	Sand/Ivy Green
73	Sand/Vermont Green
74	Presidential Black/Willow Green
75	Presidential Black/Saturn Gold
76	Saturn Gold/Presidential Black
77	Starmist White/Saturn Gold
78	Saturn Gold/Starmist White
79	Starmist White/Presidential Black
80	Presidential Black/Starmist White
81	Presidential Black/Huntsman Red
82	Huntsman Red/Presidential Black
83	Oxford Gray/Huntsman Red
84	Sand/Huntsman Red
85	Starmist White/Huntsman Red
86	Huntsman Red/Starmist White
87	Presidential Black/Taos Turquoise
88	Taos Turquoise/Presidential Black
89	Starmist White/Taos Turquoise
90	Taos Turquoise/Starmist White
91	Presidential Black/Dubonnet
92	Starmist White/Dubonnet
93	Dubonnet/Starmist White
94	Sand/Dubonnet
95	Presidential Black/Cinnamon
96	Sand/Cinnamon
97	Cinnamon/Sand

1957 LINCOLN PAINT CODES—(Cont.)

CODE	COLORS
98	Starmist White/Cinnamon
99	Cinnamon/Starmist White
100	Presidential Black/Bermuda Coral
101	Bermuda Coral/Presidential Black
102	Starmist White/Bermuda Coral
103	Bermuda Coral/Starmist White
104	Presidential Black/Flamingo
105	Flamingo/Presidential Black
106	Starmist White/Flamingo
107	Flamingo/Starmist White
108	Oxford Gray/Flamingo
109	Flamingo/Oxford Gray
110	Dubonnet/Flamingo
111	Flamingo/Dubonnet
136	Starmist White/Oxford Gray
137	Oxford Gray/Starmist White
146	Starmist White/Vermont Green
147	Vermont Green/Starmist White

1958 CONTINENTAL AND LINCOLN  
PAINT CODES

CODE	COLORS
01	Presidential Black
02	Spartan Gray Metallic (Dark)
03	Athenian Gray (Light)
04	Arrowhead Blue Metallic (Dark)
05	Seneca Blue Metallic (Medium)
06	Shasta Blue (Light)
07	Starmist White
08	Spruce Green Metallic (Dark)
09	Douglas Green
10	Sequoia Green (Light)
11	Jade
12	Suede
13	Deauville Yellow
14	Copper (Amber)
15	Autumn Rose
16	Sunset
17	Rosemetal (Walnut)
18	Matador Red
19	Claret Metallic

(Cont'd. next page)

**1958 CONTINENTAL AND LINCOLN  
PAINT CODES—(Cont.)**

CODE	COLORS
20	Champagne
23	Platinum
24	Silver Metallic
25	Copper (Amber) Metallic
26	Rosemetal (Walnut) Metallic
40	Athenian Gray (Light)/Presidential Black
42	Athenian Gray (Light)/ Spartan Gray Metallic (Dark)
43	Spartan Gray Metallic (Dark)/ Athenian Gray (Light)
44	Starmist White/ Spartan Gray Metallic (Dark)
45	Spartan Gray Metallic (Dark)/ Starmist White
46	Starmist White/Athenian Gray (Light)
47	Athenian Gray (Light)/Starmist White
48	Shasta Blue (Light)/ Arrowhead Blue Metallic (Dark)
49	Arrowhead Blue Metallic (Dark)/ Shasta Blue (Light)
50	Starmist White/ Arrowhead Blue Metallic (Dark)
51	Arrowhead Blue Metallic (Dark)/ Starmist White
52	Shasta Blue (Light)/ Seneca Blue Metallic (Medium)
53	Seneca Blue Metallic (Medium)/ Shasta Blue (Light)
54	Starmist White/ Seneca Blue Metallic (Medium)
55	Seneca Blue Metallic (Medium)/ Starmist White
56	Starmist White/Shasta Blue (Light)
57	Starmist White/Presidential Black
58	Presidential Black/Starmist White
59	Sequoia Green (Light)/ Spruce Green Metallic (Dark)
60	Spruce Green Metallic (Dark)/ Sequoia Green (Light)
61	Starmist White/ Spruce Green Metallic (Dark)
62	Sequoia Green (Light)/Douglas Green
64	Jade/Douglas Green
65	Silver Metallic/Jade
66	Starmist White/Silver Metallic
67	Silver Metallic/Starmist White
68	Jade/Sequoia Green (Light)
69	Sequoia Green (Light)/Jade
70	Starmist White/Sequoia Green (Light)
71	Sequoia Green (Light)/Starmist White
72	Presidential Black/Deauville Yellow
73	Deauville Yellow/Presidential Black
74	Starmist White/Deauville Yellow

**1958 CONTINENTAL AND LINCOLN  
PAINT CODES—(Cont.)**

CODE	COLORS
75	Deauville Yellow/ Rosemetal (Walnut) Metallic
76	Starmist White/ Rosemetal (Walnut) Metallic
77	Rosemetal (Walnut) Metallic/ Starmist White
78	Sunset/Rosemetal (Walnut) Metallic
79	Presidential Black/Matador Red
80	Matador Red/Presidential Black
81	Starmist White/Matador Red
82	Matador Red/Starmist White
83	Starmist White/Suede
84	Suede/Starmist White
85	Presidential Black/Jade
87	Starmist White/Jade
88	Jade/Starmist White
89	Starmist White/Sunset
90	Sunset/Starmist White
93	Presidential Black/Autumn Rose
95	Starmist White/Autumn Rose
96	Autumn Rose/Starmist White
97	Starmist White/Copper (Amber) Metallic
98	Copper (Amber) Metallic/Starmist White
99	Starmist White/Claret Metallic
100	Claret Metallic/Starmist White
101	Sunset/Spartan Gray Metallic (Dark)
102	Spartan Gray Metallic (Dark)/Sunset
103	Presidential Black/Champagne
104	Champagne/Presidential Black
105	Starmist White/Champagne
106	Champagne/Starmist White
115	Shasta Blue (Light)/Starmist White
116	Spruce Green Metallic (Dark)/ Starmist White
117	Deauville Yellow/Starmist White
118	Rosemetal (Walnut) Metallic/ Deauville Yellow
119	Rosemetal (Walnut) Metallic/Sunset
120	Champagne/Rosemetal (Walnut) Metallic
121	Rosemetal (Walnut) Metallic/Champagne
126	Champagne/Jade
127	Jade/Champagne
128	Champagne/Douglas Green
130	Athenian Gray (Light)/Matador Red
132	Champagne/Spruce Green Metallic (Dark)
133	Spruce Green Metallic (Dark)/Champagne
137	Sunset/Athenian Gray (Light)
139	Champagne/Matador Red
143	Champagne/Suede
144	Suede/Champagne
145	Deauville Yellow/Suede
146	Suede/Deauville Yellow
147	Champagne/Copper (Amber) Metallic

**1958 CONTINENTAL AND LINCOLN  
PAINT CODES—(Cont.)**

CODE	COLORS
148	Copper (Amber) Metallic/Champagne
149	Presidential Black/ Copper (Amber) Metallic
159	Deauville Yellow/ Spartan Gray Metallic (Dark)
160	Spartan Gray Metallic (Dark)/ Deauville Yellow
163	Champagne/Sequoia Green (Light)
164	Sequoia Green (Light)/Champagne
169	Suede/Presidential Black
173	Athenian Gray (Light)/Autumn Rose
187	Presidential Black/Platinum
188	Platinum/Presidential Black
189	Arrowhead Blue Metallic (Dark)/ Platinum
190	Platinum/Arrowhead Blue Metallic (Dark)
191	Seneca Blue Metallic (Medium)/Platinum
192	Platinum/Seneca Blue Metallic (Medium)
193	Shasta Blue (Light)/Platinum
194	Platinum/Shasta Blue (Light)
195	Spartan Gray Metallic (Dark)/Platinum
196	Platinum/Spartan Gray Metallic (Dark)
201	Starmist White/Copper Metallic
202	Copper Metallic/Starmist White
203	Silver Metallic/Presidential Black
204	Presidential Black/Silver Metallic
205	Silver Metallic/Starmist White
206	Starmist White/Silver Metallic
207	Silver Metallic/Deauville Yellow
208	Deauville Yellow/Silver Metallic
209	Champagne/Rosemetal Metallic
210	Rosemetal Metallic/Champagne
213	Sunset/Copper Metallic
214	Copper Metallic/Sunset
215	Champagne/Copper Metallic
216	Copper Metallic/Champagne
227	Silver Metallic/Autumn Rose
228	Autumn Rose/Silver Metallic
229	Silver Metallic/Jade
230	Jade/Silver Metallic
233	Silver Metallic/Claret Metallic
234	Claret Metallic/Silver Metallic
237	Silver Metallic/Sunset
238	Sunset/Silver Metallic
243	Silver Metallic/Shasta Blue
244	Shasta Blue/Silver Metallic
249	Rosemetal Metallic/Deauville Yellow
250	Deauville Yellow/Rosemetal Metallic
251	Starmist White/Rosemetal Metallic
252	Rosemetal Metallic/Starmist White
253	Sunset/Rosemetal Metallic
254	Rosemetal Metallic/Sunset

**1959 CONTINENTAL AND LINCOLN  
PAINT CODES**

CODE LETTER	COLOR NAME AND SPEC. NUMBER
01	Presidential Black (M-30J-1724)
07	Glacier White (M-30J-524)
15	Linden Green (M-30J-1066)
16	Palm Green (M-30J-1120)
17	Peacock Green (M-30J-1065)
27	Crystal Blue (M-30J-1168)
28	Pearl Blue (M-30J-1061)
29	Midnight Blue (M-30J-1060)
40	Claret (M-30J-865)
45	Bolero Red (M-30J-1192)
55	Silver (M-30J-979)
60	Tawn (M-30J-1068)
66	Sunstone (M-30J-1067)
75	Deauville Yellow (M-30J-859)
80	Platinum (M-30J-921)
81	Copper (M-30J-1021)
83	Cameo Rose (M-30J-1071)
88	Aquamarine (M-30J-1069)
92	Burnished Gold (M-30J-1073)
97	Sapphire (M-30J-1070)

**SOFT TRIM SCHEME CODES**

REFER TO: The Master Price & Reference List,  
Form MD-4230

# ABBREVIATIONS

accel.	.....	accelerator	diff.	.....	differential
A/cond. or A/C	.....	air conditioner	D.C.	.....	double contact
adj.	.....	adjusting	dist.	.....	distributor
alum.	.....	aluminum	econ.	.....	economizer
approx.	.....	approximately	elect.	.....	electric
AR	.....	as required	emer.	.....	emergency
assy.	.....	assembly	equip.	.....	equipment
A/T	.....	automatic transmission	exh.	.....	exhaust
aux.	.....	auxiliary	ext.	.....	extension
brg.	.....	bearing	fill-hd.	.....	fillister-head
brkt.	.....	bracket	fl-hd.	.....	flat head
b-hd.	.....	button head	ft.	.....	foot or feet
C.P.	.....	candle power	frt.	.....	front
cap.	.....	capacity	gen.	.....	generator
carb.	.....	carburetor	gskt.	.....	gasket
C.I.D.	.....	engine cubic inch displacement	hd.	.....	head
comm.	.....	commercial	H/D	.....	heavy duty
compt.	.....	compartment	hex.	.....	hexagonal
conn.	.....	connecting	hex-hd.	.....	hex head
conntr.	.....	connector	hsg.	.....	housing
c/pin	.....	cotter pin	htr.	.....	heater
coup. or cplg.	.....	coupling	hyd.	.....	hydraulic
c/shaft	.....	crankshaft	I.D.	.....	inner diameter
cyl.	.....	cylinder	ign.	.....	ignition
defl.	.....	deflector	instr.	.....	instrument
def.	.....	defroster	insul.	.....	insulator
dia.	.....	diameter	int.	.....	intake
diaph.	.....	diaphragm	intr.	.....	intermediate

# ABBREVIATIONS — Continued

<b>jt.</b>	.....joint	<b>ret.</b>	.....retainer
<b>L.H. or L.</b>	.....left hand	<b>R.H. or R.</b>	.....right hand
<b>L.H.D.</b>	.....left hand drive	<b>R.H.D.</b>	.....right hand drive
<b>lic.</b>	.....license	<b>rd.</b>	.....round
<b>l/w</b>	.....lockwasher	<b>rd-hd.</b>	.....round head
<b>lub.</b>	.....lubricator	<b>S.C.</b>	.....single contact
<b>mach.</b>	.....machine	<b>S/R</b>	.....single range transmission
<b>man.</b>	.....manifold	<b>spdl.</b>	.....spindle
<b>mldg.</b>	.....moulding	<b>spec.</b>	.....special
<b>mount. or mtg.</b>	.....mounting	<b>spec-hd.</b>	.....special head
<b>M/D</b>	.....multi-drive transmission	<b>sq-hd.</b>	.....square head
<b>No.</b>	.....number	<b>S/T</b>	.....standard transmission
<b>NS</b>	.....not serviced	<b>std.</b>	.....standard
<b>O/Drive</b>	.....overdrive	<b>strg.</b>	.....steering
<b>o/all</b>	.....overall	<b>supp.</b>	.....support
<b>O.D.</b>	.....outer diameter	<b>susp.</b>	.....suspension
<b>O/S</b>	.....oversize	<b>S/W</b>	.....station wagon
<b>P/B</b>	.....power brake	<b>tap.</b>	.....tapping
<b>pass.</b>	.....passenger	<b>temp.</b>	.....temperature
<b>P/S</b>	.....power steering	<b>thrd.</b>	.....thread
<b>ptd.</b>	.....painted	<b>trans.</b>	.....transmission
<b>rad.</b>	.....radiator	<b>U/S</b>	.....undersize
<b>reinf.</b>	.....reinforcement	<b>univ.</b>	.....universal
<b>reg.</b>	.....regulator	<b>univ./jt.</b>	.....universal joint
<b>repl. or rep.</b>	.....replaced	<b>vac.</b>	.....vacuum
<b>req'd. or reqd.</b>	.....required	<b>vent.</b>	.....ventilator
<b>resvr.</b>	.....reservoir	<b>W/S</b>	.....windshield
<b>restr.</b>	.....resonator	<b>w/</b>	.....with
		<b>w/o</b>	.....without



# Alphabetical Index

Part Name	Group Number	Part Name	Group Number
<b>A</b>			
Absorber (cowl side panel sound) upper	02422	A/cond. heavy duty conversion kit	19A611
Absorber (dash panel upper sound)	01492	Alternator	10300
Absorber (dash sound)	01670	Amplifier (headlamp dimmer)	14004
Absorber (hood center sound - front)	14254	Anchor assembly (robe cord end)	62816
Absorber (hood center sound - rear)	16782	Anti-squeak (parking brake mounting bracket)	2-2797
Absorber (hood sound) L. H.	16753		
Absorber (hood sound) R. H.	16738	Apron (front fender)	16054-5
Absorber (sound)	01956	Apron & deflector (front fender)	16082-3
Absorber (windshield wiper motor mounting bracket)	17453	Arm (a/cond. switch sector)	15845
		Arm (antenna drive pressure)	14859
Actuator (antenna limit switch)	19046		
Actuator (power steering valve)	3812	Arm (antenna drive tension spring)	19044
Adaptor (brake master cylinder mounting)	2-2036	Arm (antenna limit switch actuating)	14868
Adaptor (carburetor float level)	9A500	Arm (back window regulator)	40805
Adaptor (carburetor fuel inlet)	9A520	Arm (brake booster poppet pivot)	2-2412
		Arm (carburetor pump piston)	9529
Adaptor (carburetor secondary throttle diaphragm housing)	9766		
Adaptor (fuel pump to filter)	9352	Arm (carburetor vent)	9-9701
Adaptor (luggage compartment door lock switch mounting)	14149	Arm (front bumper) center	17A820
		Arm (front bumper) inner	17A973-4
Adaptor (multiple lubricator snap-on) 90°	19533	Arm (front bumper) outer	17754-5
Adaptor (multiple lubricator snap-on) straight	19531	Arm (front door check)	23504
Adaptor (multiple lubricator vacuum hose to body)	19543		
Adaptor (oil filter)	6881	Arm (front suspension) lower	3078-9
Adaptor (oil filter to cylinder block)	6-6891	Arm (front suspension) upper	3082
		Arm (fuel & vacuum pump rocker)	9376
Adaptor (power steering cover)	3-3748	Arm (fuel pump rocker)	9376
Adaptor (push button lubrication)	19553	Arm (generator belt adjustment)	10145
Adaptor (roadlamp)	15229	Arm (glove compartment door check)	06102-3
Adaptor (vacuum hose to body)	19543		
		Arm (glove compartment door check)	06117
Adjuster (power steering control valve sleeve locknut)	3821	Arm (heater servo control)	15886-7
Adjuster (steering gear control valve spool)	3B700	Arm (heater servo defroster control)	15921
A/cond. air compressor brace kit	2888	Arm (heater servo rear vent control)	15884
A/cond. compressor discharge line repair fitting kit	19660		
		Arm (heater servo water valve control)	15918
A/cond. compressor gasket repair kit	19671	Arm (rear bumper) inner	17787-8
A/cond. compressor modification kit	19767	Arm (rear bumper) inner	17A971-2
A/cond. compressor oil seal kit	2965	Arm (rear bumper) outer	17795-6
A/cond. compressor oil sight glass repair kit	19675	Arm (rear door check)	27204
A/cond. compressor shaft seal replacement repair kit	19670	Arm (rear door window stabilizer)	26256-7
A/cond. compressor suction line repair fitting kit	19661	Arm (steering idler)	3355
A/cond. compressor suction screen repair kit	19672	Arm (steering pitman)	3590
A/cond. compressor valve kit	2-2966-7	Arm (steering spindle)	3130-1
A/cond. compressor valve plate replacement repair kit	19673	Arm (valve rocker)	6564
		Arm (windshield wiper)	17526-7
		Arm & bracket (distributor breaker)	12171
		Arm & bracket (visor)	04144-5
		Arm & plate (front door window regulator)	23234-5
		Arm & screw (carburetor metering rod)	9-9710
		Arm & spring seat (rear suspension)	5538-9
		Arm bracket (rear view inside mirror)	17069

## Alphabetical Index - Continued

Part Name	Group Number	Part Name	Group Number
Arm rest (front door) less trim	24022-3	Base (brake booster vacuum poppet pivot arm)	2-2413
Arm rest (front door) less trim	24180-1	Base (distributor)	12130
Armature (generator)	10005	Base (jack)	17088
Armature (generator)	10027	Battery - charged & dry kit	10654
Armature (generator regulator cutout & voltage limiter)	10540	Battery kit	10655
<b>B</b>			
Armature (starting motor)	11005	Bearing (camshaft)	6261
Automatic headlamp dimmer control kit	13A016	Bearing (camshaft)	6262
Automatic transmission gasket & seal kit	7153	Bearing (camshaft)	6263
Axle (less wheels, hubs, drums, brakes & axle shafts) rear	4006	Bearing (camshaft)	6267
Baffle (carburetor float bowl primary)	9553	Bearing (camshaft)	6270
Baffle (carburetor float bowl secondary)	9A517	Bearing (carburetor fast idle cam)	9644
Baffle (carburetor metering body vent primary)	9A504	Bearing (compressor pulley)	2990
Baffle (front brake grease)	2A175	Bearing (connecting rod)	6211
Baffle (valve push rod ventilation)	6A669	Bearing (crankshaft main) center	6337
Baffle (valve spring oil)	6524	Bearing (crankshaft main) front - front intermediate & rear intermediate	6333
Bail (fuel pump gas strainer)	9387	Bearing (crankshaft main - front - front intermediate - rear & rear intermediate)	6333
Ball (brake booster check valve)	2-2372		
		Bearing (crankshaft main - rear)	6331
Ball (carburetor pump check)	9576	Bearing (generator)	10094
Ball (carburetor secondary throttle check)	9576	Bearing (generator)	10095
Ball & cage (steering gear worm thrust bearing)	3571	Bearing (heater servo motor driveshaft) front	19020
Band (generator)	10142	Bearing (heater servo motor driveshaft) rear	19025
Band (starter cover)	11126	Bearing (power steering control valve sleeve)	3B673
Band (transmission front)	7A162	Bearing (power steering end cover needle)	3748
Band (transmission rear)	7A176	Bearing (power steering gear worm thrust)	3-3586
Bar (folding top lock)	53532	Bearing (rear wheel)	1225
Bar (front bumper impact) center upper	17737	Bearing (starter brush end plate)	11052
Bar (front bumper impact) lower	17802	Bearing (starter rear end plate)	11135
Bar (front bumper impact) upper	17762	Bearing (transmission parking linkage needle)	7A007
Bar (front bumper impact) upper	17791	Bearing (transmission parking pawl)	7320
Bar (front bumper impact upper) outer	17756-7	Bearing (transmission rear servo lever needle)	7-7406
Bar (front bumper upper impact) center	17608		
		Bearing (universal joint)	7074
Bar (front seat track equalizing) horizontal	61842	Bearing (water pump)	8530
Bar (front stabilizer)	5482	Bearing & slinger (water pump)	8578
Bar (radiator grille - vertical)	8151	Bellcrank (front door lock control knob)	21806-7
Bar (radiator opening grille) outer	8-8682-3	Bellcrank (rear door lock)	26448
Bar (radiator splash shield to front bumper)	8150		
		Bellcrank (rear door lock control)	26478-9
Bar (rear bumper impact)	17852-3	Bellcrank (rear door lock control knob)	26428-9
Bar (rear bumper impact)	17864-5	Belt (a/cond. compressor drive)	8620
Bar (rear bumper impact)	17A880		
Bar (rear spring shackle) outer	5627	Belt (generator water pump & power steering pump)	8620
Bar (rear suspension track)	5808		
Base (air conditioner compressor)	2881		
Base (antenna)	18936		

## Alphabetical Index - Continued

Part Name	Group Number	Part Name	Group Number
Bezel (antenna switch)	10852	Bolt (battery clamp)	10756
Bezel (dome lamp switch)	10852	Bolt (brake-master cylinder link rod)	2462
Bezel (electric door locks)	19574	Bolt (camshaft sprocket)	6279
Bezel (front fender headlamp)	13048-9		
Bezel (ignition switch)	11584	Bolt (connecting rod)	6214
Bezel (instrument cluster control switches)	10852	Bolt (converter cover to impeller housing)	7964
Bezel (instrument cluster control switches)	11875	Bolt (cylinder head)	6065
Bezel (push button lubrication control)	19574	Bolt (flywheel to crankshaft)	6379
Bezel (radio control)	18842		
Bezel (reading lamp)	13742		
		Bolt (folding top hydraulic lift reservoir attaching)	53453
Bezel (roadlamp switch)	15268	Bolt (front shock absorber mounting)	18047
Bezel (roadlamp switch)	19574	Bolt (front suspension lower arm front mounting)	3057
Bezel (switch)	18559	Bolt (front suspension lower arm rear mounting)	3055
Bezel (switch)	18598	Bolt (front suspension upper arm mounting)	3-3072
Bezel (top control knob)	15677		
Bezel & shield (cigar lighter)	15088	Bolt (fuel tank strap)	9A010
		Bolt (generator & starter thru)	10120
Blade (fan)	8600	Bolt (main bearing cap to block)	6345
Blade (windshield wiper)	17528	Bolt (power steering oil filter element support)	3601
Block (cylinder)	6010	Bolt (rear axle brake housing)	2248
Block (electrical wiring junction)	14448		
		Bolt (rear brake cylinder connection)	2276
Block (terminal)	14A725	Bolt (spare wheel mounting)	1448
Block (transmission control selector neutral switch terminal)	7A217	Bolt (stabilizer link)	5495
Blower (heater)	17251	Bolt (steering column tube flange)	3641
Blower (heater)	18456	Bolt (transmission & converter to engine)	6065
Body (brake booster)	2366	Bolt (transmission rear band servo to case)	7-7420
Body (brake master cylinder outlet)	2155	Bolt (wheel hub)	1107
Body (carburetor air cleaner)	9609	Bolt & valve (oil filter center)	6741
Body (carburetor main metering secondary)	9C522	Booster (brake vacuum)	2005
		Boot (brake master cylinder)	2180
Body (dome lamp and roof rail)	13787		
Body (fuel pump pulsator)	9372	Boot (front & rear brake wheel cylinder)	2206
Body (multiple lubricator)	19536	Boot (roadlamp adjusting nut)	15227
Body (power steering oil reservoir)	3A697	Bow (folding top) No. 1	53038
Body (rear lamp)	13434	Bow (folding top) No. 2	51274
		Bow (folding top) No. 3	51269
Body (transmission front band servo)	7-7353		
Body (transmission governor)	7-7131	Bow (folding top) No. 4	51278
Body (transmission rear band servo)	7B172	Bow (folding top rear) center	51321
Body (windshield wiper) auxiliary drive	17579	Bow (folding top rear) outer - less glass	51406-7
		Bowl (fuel filter sediment)	9162
Body & plugs (carburetor main)	9512	Bowl (fuel pump filter)	9355
Body & plugs (carburetor main metering primary)	9A511	Bowl & plugs (carburetor float primary)	9A507
Body & plugs (carburetor main metering secondary)	9A513	Bowl & plugs (carburetor float secondary)	9A508
		Box (instrument panel ash receptacle)	04821
Body & plugs (fuel pump) upper	9343		
Body & shaft (carburetor throttle)	9518	Brace (a/cond. air compressor to engine manifold)	2888
Body & socket (courtesy lamp)	13709	Brace (battery hold down clamp)	10741

## Alphabetical Index - Continued

Part Name	Group Number	Part Name	Group Number
Brace (brake pedal support)	01524	Bracket (cowl top ventilator grille retaining)	02224
Brace (dash to frame)	01715	Bracket (engine front support)	6028
Brace (folding top main pivot bracket support)	53152-3	Bracket (engine rear support)	5060
Brace (folding top rear bow track reinforcement to wheelhouse)	51534-5	Bracket (engine rear support mounting)	6A014
Brace (front bumper outer arm to bumper)	14886-7	Bracket (floor pan to rear seat back strainer)	11456
Brace (front bumper outer arm to frame)	14888-9	Bracket (floor side member inner front extension to dash)	10054
Brace (front fender to bumper arm)	16162-3	Bracket (folding top balance link) lower pivot	50450-1
Brace (front fender to radiator splash shield)	12801	Bracket (folding top balance link-adjusting)	50478-9
Brace (hood lock support)	16864-5	Bracket (folding top lift & electric locking mechanism junction block)	53465
Brace (hood lock support to radiator support lower)	16924	Bracket (folding top lift to brace)	50808
Brace (lower back panel)	40396	Bracket (folding top lock motor mounting)	53512
Brace (quarter lock pillar to inner floor side member)	28262	Bracket (folding top main pivot)	53118-9
Brace (quarter lock pillar to inner floor side member)	28278	Bracket (folding top main pivot bracket support to floor brace)	53490
Brace (quarter lock pillar to inner floor side member) lower	28198	Bracket (folding top No. 3 bow)	53144-5
Brace (quarter lock pillar to inner floor side member) lower	28260-1	Bracket (front & rear wheel brake hose)	2073
Brace (quarter lock pillar to outer floor side member)	29388-9	Bracket (front & rear wheel brake hose)	2082
Brace (quarter lock pillar to side member outer)	29386-7	Bracket (front body pillar visor)	04128-9
Brace (radiator grille upper support to front fender apron)	8340-1	Bracket (front bumper mounting)	17A793
Brace (rear bumper impact bar end) inner	17958-9	Bracket (front door check arm) on door	23546
Brace (rear bumper mounting bracket to floor)	17208	Bracket (front door lock remote control bellcrank)	21884-5
Brace (rear seat back support to floor)	62446	Bracket (front door opening front windlace & retainer)	02619
Brace (transmission control linkage splash pan)	7-7772	Bracket (front door vent window motor mounting)	23620-1
Brace kit (radiator support to cowl top)	12820	Bracket (front door ventilator window) lower pivot	22954
Bracket (accelerator shaft retracting spring)	9763	Bracket (front door ventilator window) upper pivot	21464
Bracket (a/cond. compressor mounting base)	2882	Bracket (front door ventilator window glass run lower) inner	22912
Bracket - a/cond. compressor muffler support kit	19B693	Bracket (front door window regulator equalizing arm)	23230
Bracket (a/cond. compressor support)	2902	Bracket (front door window regulator plate)	23124
Bracket (a/cond. control mounting)	19982	Bracket (front door window stop) lower	21752
Bracket (a/cond. evaporator to floor)	19955	Bracket (front fender to radiator splash shield brace)	12802
Bracket (alternator locator)	10A307	Bracket (front license plate mounting)	17244
Bracket (alternator mounting)	10039	Bracket (front license plate mounting)	17736
Bracket (antenna mounting)	18939	Bracket (front seat cushion side shield) front	62256
Bracket (automatic headlamp dimmer control)	13A022	Bracket (front seat cushion side shield) rear	62262
Bracket (automatic headlamp dimmer control mounting)	13670	Bracket (front shock absorber mounting)	18072
Bracket (automatic throttle control mounting)	19727	Bracket (generator front)	10156
Bracket (back window housing anchor)	42302		
Bracket (carburetor air cleaner air duct support)	9B625		
Bracket (carburetor dashpot mounting)	9B550		
Bracket (center body upper pillar to roof)	24574-5		

# Alphabetical Index - Continued

Part Name	Group Number	Part Name	Group Number
Bracket (generator mounting)	10151	Bracket (radiator splash shield to front bumper)	8A116
Bracket (generator regulator mounting)	10504	Bracket (rear door arm rest attaching front)	27534
Bracket (glove compartment door lock mounting)	06136	Bracket (rear door lock control rear bellcrank pivot)	26484-5
Bracket (glove compartment hinge)	06192	Bracket (rear door lock control solenoid mounting)	26652
Bracket (headlamp adjusting nut)	13021		
Bracket (heater hose support)	18481		
		Bracket (rear door window) glass run	25736
Bracket (hood control)	16930	Bracket (rear door window center guide) anchor	26192
Bracket (horn mounting)	13830-1	Bracket (rear door window guide) lower front	25470
Bracket (ignition cable mounting)	12111-2	Bracket (rear door window rear guide) lower	25442
Bracket (instrument cluster support)	10A919		
		Bracket (rear door window regulator equalizer arm)	26296
Bracket (instrument panel center gusset mounting)	04559	Bracket (rear door window regulator motor)	27234
Bracket (instrument panel gusset mounting)	04886	Bracket (rear door window stop) lower	21760
Bracket (instrument panel radio opening cover)	04570	Bracket (rear door window stop) upper front	21742
Bracket (instrument panel to cowl side)	04364		
		Bracket (rear license plate)	13597
Bracket (luggage compartment door hinge to wheelhouse)	42738-9	Bracket (rear license plate side)	13596
Bracket (luggage compartment door hinge to wheelhouse) lower	42744-5	Bracket (rear shock absorber)	18169-70
		Bracket (rear suspension arm mounting)	5596-7
Bracket (luggage compartment door hinge to wheelhouse) upper	42704-5	Bracket (rear suspension track bar to frame)	5547
Bracket (luggage compartment door lock signal lamp mounting)	13A707	Bracket (rear window regulator)	23230
Bracket (luggage compartment door lock solenoid) mounting	43266	Bracket (rectifier mounting)	10309
		Bracket (relay mounting)	14577
Bracket (luggage compartment door open limit switch mounting)	15651	Bracket (roadlamp adjusting nut)	13182
Bracket (muffler inlet pipe hanger) upper	5291	Bracket (roof side rear outer rail to wheelhouse)	51242-3
Bracket (multiple lubricator pump mounting)	19537		
Bracket (parking brake cable support)	2519	Bracket (seat regulator motor relay mounting)	14A704
Bracket (parking brake signal lamp)	15853	Bracket (spare wheel mounting)	47076
		Bracket (stabilizer bar insulator to clamp)	5-5496
Bracket (parking lamp body)	13218	Bracket (steering column)	3676
Bracket (power steering hose insulator)	3-3646	Bracket (steering column)	3678
Bracket (power steering pump adjusting)	3A732	Bracket (steering idler arm mounting)	3351
Bracket (push button lubrication reservoir)	19B523		
Bracket (quarter arm rest attaching) front	31822-3	Bracket (suspension arm & shock absorber mounting) upper	5063
Bracket (quarter arm rest attaching) rear	27536	Bracket (top control limit switch mounting)	15A680
		Bracket (top control switch mounting)	15676
Bracket (quarter arm rest attaching) rear	31824	Bracket (transmission control linkage splash pan to transmission)	7-7791
Bracket (quarter panel wheel opening cover) front	28000-1		
Bracket (quarter panel wheel opening cover) rear	28002-3	Bracket (transmission oil cooler tube)	7B147
Bracket (quarter trim upper rear to arm rest panel)	31158	Bracket (upper back panel lift to floor)	46720
		Bracket (upper back panel limit switch actuator)	15A692
Bracket (quarter window hinge) on body	29906-7	Bracket (upper back panel limit switch mounting)	15849
Bracket (quarter window regulator panel to wheelhouse)	28014-5		
Bracket (radiator grille bar - lower)	8A039-40	Bracket (windshield washer coordinator mount)	17606
Bracket (radiator grille bar upper inner)	8-8262-3	Bracket (windshield washer reservoir)	17614
Bracket (radiator grille bar - upper outer)	8262-3	Bracket (windshield washer reservoir rear mounting)	17651
		Bracket & hinge (quarter window) on body	29976-7

## Alphabetical Index - Continued

Part Name	Group Number	Part Name	Group Number
Bracket & insulator	5B211	Bushing (brake master cylinder push rod)	2-2146
Bracket & insulator (resonator inlet pipe)	5B223-4	Bushing (brake pedal)	2461
Bracket & pivot (visor)	04090-1	Bushing (brake pedal lever)	2-2521
Brake lining kit	2007	Bushing (camshaft fuel pump drive eccentric)	6281
Brake shoe & lining kit	2001	Bushing (carburetor secondary throttle shaft diaphragm lever)	9657
Brake spring repair - complete car set kit	2A225	Bushing (carburetor throttle synchronizer rod end)	A9768
Brush (generator)	10069	Bushing (connecting rod)	6207
Brush (horn blowing ring contact)	13A821	Bushing (distributor base)	12120
Brush (starter)	11055	Bushing (distributor primary terminal)	12233
Bulb	13730	Bushing (door hinge)	22841
Bulb (electric heat indicator)	10884	Bushing (folding top control link to side rail)	50474
Bulb (headlamp)	13007	Bushing (folding top main control) rear	50487
Bulb (roadlamp)	15220	Bushing (folding top No. 2 bow rear link to side rail)	50493
Bulb (spotlight) accessory	15330	Bushing (folding top rear bow control link upper to rear bow outer)	50472
Bulbs	13465-6	Bushing (folding top rear side rail)	50473
Bumper (brake booster control valve)	2-2298	Bushing (folding top to rear side rail - upper lower link)	50472
Bumper (brake pedal)	7583	Bushing (front door ventilator window) lower pivot	22960
Bumper (door arm rest ash receptacle lid)	24205	Bushing (front shock absorber mounting)	18A007
Bumper (door lock remote control rod lever)	26608	Bushing (front suspension lower arm bolt) front	3069
Bumper (folding top & luggage compartment door)	16754	Bushing (front suspension upper arm inner shaft)	3068
Bumper (folding top side rail cover) outer	54720	Bushing (fuel & vacuum pump rocker arm)	9389
Bumper (front door glass run) hinge side upper	21774-5	Bushing (fuel pump rocker arm)	9389
Bumper (front door hinge) lower	23567	Bushing (generator armature)	10104
Bumper (front door window stop)	21762	Bushing (rear spring shackle)	3012
Bumper (front seat track adjusting regulator)	61887	Bushing (rear spring shackle)	4137
Bumper (front suspension lower arm)	3019-20	Bushing (rear spring shackle)	5719
Bumper (front suspension rebound)	3025	Bushing (rear suspension arm)	5-5727
Bumper (glove compartment door arm)	06115	Bushing (rear suspension track bar)	5553
Bumper (hood lock cam)	16993	Bushing (roof lift mounting bolt)	53938
Bumper (hood to cowl top)	16763	Bushing (shock absorber rear)	18016
Bumper (hood to cowl top)	16769	Bushing (shock absorber rubber insulator)	18017
Bumper (hood to fender)	16758	Bushing (stabilizer bar to frame)	5484
Bumper (quarter window stop)	29994	Bushing (starter field terminal insulator)	11107
Bumper (quarter window stop) lower	29986	Bushing (steering column upper)	3517
Bumper (rear axle)	5-5790	Bushing (steering gear sector shaft)	3576
Bumper (rear door) at belt	20922	Bushing (steering gear sector shaft) upper	3-3815
Bumper (rear door upper rear extension)	24802	Bushing (steering idler arm)	3357
Bumper (rear door window lower) rear	27130	Bushing (transmission extension)	7A034
Bumper (rear door window stop) upper	27094	Bushing (upper arm inner shaft) rear	3087
Bumper (rear license plate support)	13398	Bushing & spacer (brake master cylinder operating lever)	2-2515
Bumper (rear spring)	5847		
Bumper (upper back panel)	40526		
Bumper (upper back panel)	40559		
Bumper & retainer (rear axle)	4730		
Bus bar (window regulator control switch)	14513		

## Alphabetical Index - Continued

Part Name	Group Number	Part Name	Group Number
Button (door window frame bolt access lower plug)	22285	Cap (oil filler)	6766
Button (front door outside handle)	22460-1	Cap (power steering control valve spool adjusting)	3708
Button (push button lubrication strap)	19601	Cap (power steering cylinder)	3A745
Button (quarter window guide)	30278	Cap (power steering oil reservoir filler)	3A006
Button (quarter window stabilizer)	30474	Cap (radiator)	8100
Button (rear door window channel guide)	25472	Cap (radio foot control switch)	18937
Button (rear door window front guide)	25886-7	Cap & medallion (horn blowing ring)	3623
Button (rear door window rear guide)	25894	Cap & medallion (horn blowing ring)	3655
Button & pin (front door outside handle)	22454-5	Cap & medallion (wheel hub)	1130
Button & pin (rear door outside handle)	26410-1	Carburetor accelerator pump cover assembly kit	9528
<b>C</b>			
Cable (battery to ground)	14301	Carburetor gasket kit	9502
Cable (battery to starter relay)	14300	Carburetor high leverage float kit	9550
Cable (brake shoe adjusting lever)	2A178	Carburetor main well repair kit	9B528
Cable (dash to engine ground)	14303	Carburetor repair kit	9590
Cable (generator armature terminal to brush holder)	10215	Carburetor tune-up kit	9A586
Cable (heater temperature regulator control drive)	19233	Carrier (belt driven power steering pump)	3B561
Cable (hood catch control)	16916	Case (a/cond. evaporator)	19897
Cable (hood lock remote control)	14207	Case (differential gear)	4205
Cable (radio antenna lead-in)	18812	Case (front seat back ash receptacle)	62869
Cable (speedometer)	17260	Case (transmission)	7005
Cable (starter relay to starter)	14431	Case & insulator (heater core)	15438
Cable & conduit (parking brake - front)	2853	Casing & cable (folding top lock drive)	53506
Cable & conduit (parking brake-rear)	2A635	Casing & cable (upper back panel lift drive)	46754
Cable & knob (fresh air inlet control)	01890-1	Catch (glove compartment door lock)	06027
Cam (carburetor accelerator pump diaphragm operating)	9536	Catch (glove compartment door lock)	06064
Cam (carburetor fast idle)	9597	Chain (timing)	6268
Cam (distributor)	12210	Channel (back window center glass)	40714
Cam (turn signal turn off)	13318	Channel (front door window)	21458-9
Cam (windshield wiper arm)	17B434-5	Channel (quarter window) front guide	29820
Cam & plate (heater servo)	18977	Channel (quarter window) lower	29958-9
Camshaft	6250	Channel (quarter window) upper	29962-3
Cap (brake master cylinder filler)	2162	Channel (rear door window glass)	26228-9
Cap (brake master cylinder plunger)	2558	Chassis (radio audio)	19061
Cap (breather engine ventilation)	6767	Check (front door hinge)	23552
Cap (carburetor pin & valve)	9-9695	Check (rear door)	27200
Cap (center body pillar finish)	24452-3	Choke (radio receiver suppression)	18A952
Cap (front hub grease)	1131	Circuit breaker (door lock, seat, top & windows)	14A065
Cap (fuel tank filler)	9030	Circuit breaker & bracket	14526
Cap (inside visor retainer finish strip)	04256	Clamp (antenna mounting)	15109
Cap (instrument end panel finish)	04394-5	Clamp (antenna wiring grommet strain)	14867
Cap (luggage compartment door lock switch cylinder)	14016	Clamp (battery hold down)	10A686
Cap (luggage compartment door lock switch cylinder case)	15015	Clamp (brake reservoir outlet hose to booster)	2-2252
		Clamp (carburetor air vent push rod)	9565
		Clamp (carburetor float)	9010
		Clamp (carburetor float)	9642

## Alphabetical Index - Continued

Part Name	Group Number	Part Name	Group Number
Clamp (carburetor secondary venturi fuel supply tube)	9633	Clip (door lock control link) retaining	21954-5
Clamp (carburetor thermostatic choke housing)	9842	Clip (folding top compartment) front	54604
Clamp (cowl top inner panel drain tube)	02270	Clip (front & rear brake pipe to axle & frame)	2244
Clamp (distributor)	12270	Clip (front door lock control link) retaining	26458-9
		Clip (front door lock rod)	21952
Clamp (distributor terminal housing)	12144		
Clamp (distributor to spark plug wires)	18954	Clip (front floor mat to dash panel)	13034
Clamp (distributor to spark plug wiring mounting bracket)	12361	Clip (front seat adjuster regulator nut solenoid cover)	62516
Clamp (exhaust system)	5270	Clip (front seat back moulding retaining)	60804
Clamp (folding top lock cable)	53559	Clip (fuel line) side member	9-9271
		Clip (fuel line to dash)	9296
Clamp (fuel tank vent pipe hose)	9171		
Clamp (hand brake cable opening cover)	01642	Clip (hand brake cable spring lock)	2814
Clamp (heater air duct) retaining	01884	Clip (headlamp door retainer spring)	13064
Clamp (heater air inlet duct sleeve)	18753	Clip (heater door)	18726
Clamp (heater hose)	18572	Clip (heater inlet duct to core case)	18A339
Clamp (intake manifold to cylinder head)	9446	Clip (instrument cluster spacer)	10905
		Clip (instrument panel cover) retaining	04278
Clamp (muffler inlet crossover pipe)	5B208		
Clamp (multiple lubricator reservoir to pump hose)	14913	Clip (instrument panel pad retaining) upper moulding	04561
Clamp (power steering return line)	2344	Clip (jack hold down spring retaining)	17145
Clamp (radiator hose)	8287	Clip (luggage compartment lamp wiring to door)	14197
Clamp (radio antenna hose)	18954	Clip (rear seat riser carpet) retaining	63409
Clamp (resonator inlet cross over pipe)	5A210	Clip (rod clevis end) L. H.	9826
		Clip (rod end clevis) R. H.	9825
Clamp (servo control cable)	19556		
Clamp (spindle connecting rod)	3287	Clip (spring type)	14572
Clamp (steering column bracket)	3A543	Clip (transmission oil pan screen retaining)	7A097
Clamp (steering column opening seal retaining)	3-3509	Clip ("U"-bolt rear spring)	5705
Clamp (steering column shroud)	3B612	Clip (visor arm)	04131
Clamp (steering gear ball return guide)	3544	Clip (window & seat regulator housing retainer)	14570
		Clip (window & seat regulator switch retaining)	14559
Clamp (transmission oil filler tube)	7A229		
Clamp (underseat heater inlet duct to blower)	19338	Clock (electric wind)	15000
Clamp (ventilator air duct outlet connector)	01828	Clutch (a/cond. compressor)	2884
Clamp (water by-pass)	8556	Clutch (converter stator)	7940
Clamp (water by-pass hose back window housing)	8556	Clutch (transmission planetary)	7A089
		Clutch assembly (fan)	8A616
Cleaner (carburetor air)	9600		
Cleaner element (carburetor air)	9601	Coil (generator field)	10175
Clevis (parking brake cable front)	2-2195	Coil (ignition)	12029
Clevis (transmission manual shift rod)	7354	Coil (starting motor field)	11083-90
Clip (a/cond. evaporator expansion valve)	19864	Collar (antenna)	18921
		Collar (brake booster push rod)	2440
Clip (battery hold down) inner	10767		
Clip (battery hold down) outer	10770	Collar (distributor shaft)	12195
Clip (brake push rod to operating lever) anti-rattle	2525	Collar (generator shaft)	10255
Clip (carburetor pump operating rod to throttle shaft)	9565	Compartment (glove)	06010
		Compass accessory kit	18358
Clip (center body pillar windlace) retaining	24488	Compensator (carburetor hot idle)	9B532
Clip (dash wire)	14577	Compressor (a/cond.)	19703
Clip (defroster control cable)	14943		
		Condenser (distributor)	12300
		Condenser (radio fuel gage)	18871
		Condenser (radio voltage regulator)	18832



## Alphabetical Index - Continued

Part Name	Group Number	Part Name	Group Number
Cone & roller (front wheel)	1201	Coupling (heater servo motor driveshaft)	19034
Cone & roller (front wheel)	1216	Coupling (intake manifold to brake check valve)	2-2317
Cone & roller (rear axle driving pinion) front	4621	Coupling (motor to regulator) 4-way seat	23279
Cone & roller (rear axle driving pinion bearing) rear	4630	Cover (antenna actuator housing)	19094
Connection (water by-pass)	8597	Cover (automatic headlamp dimmer regulator)	13694
		Cover (back window center garnish moulding)	51744
Connection (water outlet)	8592	Cover (back window garnish moulding joint)	42458-9
Connector (antenna lead-in)	19045	Cover (back window housing)	42100
Connector (brake booster manifold tube to manifold)	2-2396	Cover (back window outside upper moulding center joint)	50456
Connector (defroster nozzle to left register)	14940	Cover (battery access)	01619
Connector (evaporator case to return air duct in package tray)	19690	Cover (brake booster air cleaner)	2-2382
		Cover (brake booster check valve)	2-2370
Connector (front & rear brake line)	2074-5	Cover (brake master cylinder reservoir)	2-2166
Connector (headlamp dimmer)	14005	Cover (carburetor accelerator pump)	9528
Connector (heater blower duct to air valve)	18584	Cover (carburetor air cleaner)	9661
Connector (heater blower to air duct)	18489	Cover (carburetor dust)	9-9697
Connector (left defroster nozzle to side cowl)	18A439	Cover (carburetor secondary throttle diaphragm)	9507
Connector (ventilator air duct)	01878	Cover (carburetor vacuum piston)	9928
		Cover (converter)	7950
Connector (windshield washer hose)	17598	Cover (converter housing)	7985-6
Connector (windshield washer hose venting)	12739	Cover (converter housing lower access)	7980
Connector (wire)	14487	Cover (cowl side heater opening)	02136
Connector (wiring)	12740	Cover (crankcase ventilation)	6869
Connector hose (blower to roof side duct)	19956	Cover (cylinder block front)	6059
Contact (antenna ground)	19254		
		Cover (dash panel heater opening)	01846
Contact (multiple lubricator indicator)	19596	Cover (door & quarter window inner upper weatherstrip retainer joint)	30276
Control (air manual)	01890-1	Cover (folding top lock manual control access hole)	53565
Control (automatic throttle)	19721	Cover (folding top lock motor access opening)	53528
Control (carburetor thermostatic choke)	9850		
Control (heater regulator)	18561	Cover (folding top lock motor access opening)	53548
Control (heater regulator)	18646	Cover (folding top lock nut housing)	53542-3
		Cover (folding top lock transmission)	53546-7
Control (parking brake)	2780	Cover (folding top side rail) less latches	54700-1
Control (parking brake release)	2760	Cover (front & rear brake adjusting hole)	2092
Control (transmission main)	7A100	Cover (front door lock cylinder key hole)	21942
Control (windshield wiper)	17470		
Control cable (a/cond. temperature)	19988	Cover (front door ventilator window regulator gear)	23408
Control cable (defroster)	18548	Cover (front seat adjuster regulator)	60481
Control cable (heater servo)	18518	Cover (front suspension lower arm ball joint dust)	3362
Converter	7902	Cover (front suspension upper arm ball joint dust)	3-3055
Cooler (transmission oil)	7A095	Cover (fuel gauge access hole)	11290
Coordinator (windshield washer)	17601	Cover (fuel pump diaphragm pulsator)	9-9379
Core (a/cond. condenser)	19712	Cover (fuse panel)	14A003
Core (a/cond. evaporator)	19860	Cover (glove compartment)	06128
Core (heater)	18476-7		
Core (speedometer cable)	17262		
Coupling (door window & seat regulator motors)	23440		
Coupling (front door ventilator window regulator drive shaft)	23624		
Coupling (front seat regulator drive)	60408		

## Alphabetical Index - Continued

Part Name	Group Number	Part Name	Group Number
Cover (hand brake cable opening) in dash	01641	Crankshaft	6303
Cover (headlamp dimmer switch)	13535	Crankshaft driven power steering pump ring & rotor kit	3A644
Cover (heater servo front)	15788	Crossmember (frame front)	5019
Cover (hood front lower moulding joint)	16236	Crossmember (frame rear)	5035
Cover (instrument cluster)	10A870	Cup (brake master cylinder primary)	2173
Cover (instrument panel radio opening)	04360		
Cover (instrument panel radio opening)	04371	Cup (carburetor accelerator pump piston stem)	9572
Cover (luggage compartment door hinge)	42872-3	Cup (distributor & generator oil)	10141
Cover (luggage compartment door lock key hole)	43514	Cup (front wheel bearing)	1202
Cover (luggage compartment door lock key hole)	43516	Cup (front wheel bearing)	1217
Cover (luggage compartment floor)	45455	Cup (front & rear brake cylinder piston)	2201
Cover (luggage compartment floor) right side	45460	Cup (front & rear brake shoe hold down)	2066
Cover (luggage compartment fuel filler housing)	45487	Cup (horn blowing ring)	13A815
Cover (luggage compartment fuel filler housing)	45489	Cup (rear axle differential)	4222
Cover (oil filter)	6737	Cup (rear axle driving pinion bearing) front	4616
Cover (oil pump)	6616	Cup (rear axle driving pinion bearing) rear	4628
Cover (package tray end finish)	46680-1	Cup (steering gear worm thrust bearing)	3552
Cover (power steering gear hydraulic valve)	3-3561	Curb signal - accessory kit	19246
Cover (power steering oil reservoir)	3A582	Cylinder (brake master)	2A032
Cover (power steering pump housing)	3A698	Cylinder (front & rear wheel brake)	2061-2
Cover (power steering valve linkage)	3-3746	Cylinder front cover gasket kit	6059
Cover (rear axle carrier)	4192	Cylinder (front door lock) with keys	21984-5
Cover (robe cord end)	62806	Cylinder (front wheel brake)	2190-1
Cover (roof drip moulding joint) front corner	51762	Cylinder (ignition lock)	11582
Cover (roof outside moulding joint)	50014	Cylinder (luggage compartment door lock) with keys	43505
Cover (roof outside rear moulding joint)	50456	Cylinder (multiple lubricator vacuum pump)	19538
Cover (roof side inner moulding joint & back window side garnish moulding)	51744	Cylinder (transmission front clutch)	7A360
Cover (roof side weatherstrip striker trigger)	51662	Cylinder & key set (primary)	3687
Cover (steering gear housing sector shaft)	3580	Cylinder & tube seat (rear brake)	2135-6
Cover (temperature regulator valve opening)	01849	Cylinder & yoke (folding top hydraulic lift)	50600
Cover (thermostat choke heat supply)	9A705	<b>D</b>	
Cover (transmission governor inspection)	7-7138	Damper (antenna vibration)	19008
Cover (transmission governor valve body)	7A301	Damper (crankshaft vibration)	6316
Cover (transmission oil pressure regulator body)	7A141	Dashpot (carburetor)	9B549
Cover (transmission rear oil pump)	7A152	Deflector (driving pinion oil seal dust)	4859
Cover (upper back panel to seat back opening)	40546	Deflector (front bumper stone)	17A878
Cover (valve push rod)	6519	Deflector (heater inlet duct air)	18669
Cover (valve rocker arm)	6582-3	Deflector (muffler heat)	5-5294
Cover (water pump)	8508	Deflector (outside rear view mirror control shaft - water)	17170
Cover (windshield belt moulding) outside	03094-5		
Cover (windshield garnish) lower moulding joint	03086	Deflector (rear bumper stone)	17330-1
Cover (windshield outside top moulding joint)	03152	Deflector (rear bumper stone)	17808
Cover (windshield washer jar)	17616	Deflector (rear bumper stone)	17814
Cover & plugs (carburetor main body)	9-9983	Deflector (rear bumper stone)	17845
Cover & spring (carburetor thermostatic choke)	9848	Deflector (rear fender stone)	17836-7
Cover & tube (brake booster air cleaner)	2A018	Deflector (resonator heat) rear	5-5214

## Alphabetical Index - Continued

Part Name	Group Number	Part Name	Group Number
Deflector assembly (folding top No. 1 bow - water)	51505	Drain cock (radiator & cylinder block)	8115
Dehydrator & receiver tank (a/cond.)	19959	Drive (antenna actuator)	19105
Dial (instrument cluster)	10887	Drive (back window regulator)	40964
Dial (instrument cluster)	10966	Drive (door window regulator)	23394-5
Dial (transmission control selector)	7A213	Drive (quarter window & rear door regulator)	30305
Diaphragm (brake booster body)	2-2356	Drive (rear door window regulator)	26080-1
Diaphragm (brake booster poppet)	2-2296	Drive (starter motor)	11350
Diaphragm (brake booster vacuum poppet compensator)	2-2440	Driveshaft (heater servo motor)	19033
Diaphragm (carburetor accelerator pump)	9B559	Drum (rear)	1126
Diaphragm (carburetor secondary throttle)	9503	Drum & sun gear (transmission front brake)	7A626
Diaphragm (distributor)	12370	Duct (a/cond. side cowl)	19A735-6
Diaphragm (fuel pump)	9398	Duct (carburetor air cleaner) outer	9689
Diaphragm (fuel pump pulsator)	9A358	Duct (converter air intake)	7995
Diaphragm (oil filter)	6751	Duct (heater inlet)	18457
Diaphragm (vacuum pump)	9-9390	Duct (heater side cowl)	18A461-2
Disc (radio tone control)	18830	Duct (outside air intake scoop)	19890-1
Disc & hub (a/cond. compressor clutch)	2909	Duct (package tray to roof)	19926-7
Disposable type oil filter adaptor kit	6882	Duct (roof side)	19900-1
Distributor (less terminal housing & rotor)	12127	Duct (underseat heater blower inlet)	18714
Distributor repair kit	12000	Duct (underseat heater to blower)	18720
Distributor (transmission clutch & governor oil)	7-7881	Duct (ventilator air) inlet	01902-3
Diverter (water inlet)	8526-7	Duct & insulator (a/cond. & heater inlet)	15440-1
Dog (carburetor throttle shaft auxiliary)	9A537	Duct & valve (air ventilator)	01850-1
Door (a/cond. front)	19A791	Duct & valve (carburetor air cleaner) air	9A626
Door (back-up lamp)	15513	<b>E</b>	
Door (courtesy lamps)	13728	Eccentric (camshaft fuel pump drive)	6287
Door (front fender splash rear shield access)	14844	Economizer (carburetor)	9A565
Door (fuel filler opening)	40634	Elbow (hot water heater connection)	18599
Door (glove compartment)	06024	Elbow (thermostatic choke control tube inlet)	9877
Door (headlamp)	13064	Elbow (thermostatic choke control tube outlet)	9884
Door (heater air front)	18A428	Electro-magnet & housing (automatic throttle control)	19678
Door (luggage compartment)	40110	Element (cigar lighter automatic)	15054
Door (parking lamp)	13210	Element (fuel filter)	9365
Door (reading lamp)	13A703-4	Element (oil filter)	6744
Door (rear) less hinges	24630-1	Element (power steering oil reservoir filter)	3-3538
Door (rear lamp)	13448	Emblem (front door arm rest ornament)	24246
Door (rear lamp)	13502	Emblem (instrument panel name)	04407
Door (rear license lamp)	13566	Emblem (quarter outside upper rear end moulding)	29266
Dovetail (rear door window)	24856-7	End (carburetor throttle synchronizer rod)	A9767
Dowel (cylinder block to flywheel housing)	6397	End (spindle connecting rod)	3289
Dowel (cylinder head to cylinder block)	6A008	End panel (instrument panel)	04334-5
Dowel (folding top No. 1 bow)	03458	Engine (cylinder block & crankshaft)	6009
Drag link ball stud repair kit	3A533	Engine gasket lower kit	6675
		Engine overhaul gasket kit	6008
		Engine overhaul gasket - lower kit	6013

## Alphabetical Index - Continued

Part Name	Group Number	Part Name	Group Number
Engine overhaul gasket - upper kit	6014	Extension (rear door inside) upper rear	24984-5
Equalizer (parking brake cable)	2768	Extension (rear door outside) upper rear	24740-1
Escutcheon (door inside & window regulator handle)	22618	Extension (rear door outside) upper rear	24982-3
		Extension (rear floor pan to quarter panel)	11238-9
		Extension (rear floor pan to quarter panel)	11250-1
Escutcheon (door inside & window regulator handle)	22620	Extension (rear quarter inside panel) front	27994-5
Escutcheon (front door inside handle)	22604	Extension (rear seat front riser) rear	60676
Escutcheon (front door lock control knob)	21960	Extension (roof side inner moulding) front	81542-3
Escutcheon (front fender front extension inner)	16180-1	Extension (transmission)	7A039
Escutcheon (front fender front extension outer)	16171-2	Extension (windshield garnish side moulding) lower	03672-3
Escutcheon (front seat adjusting lever) manual	61789	Extension (windshield header) inner panel	03420-1
Escutcheon (outside rear view mirror control handle)	17167	Extension (windshield header) outer panel	03452-3
Escutcheon (radio receiver)	18846	Eye bolt (front seat track tie rod)	61730
Escutcheon (rear view outside mirror arm)	17158	<b>F</b>	
Escutchen (robe cord end)	62828	Fast idle control diaphragm repair kit	19680
Extension (antenna motor drive)	14866	Fastener (quarter outside finish rail)	50108
Extension (back window housing support)	42340	Fastener plate (for window regulator switch housings at front doors)	14572
Extension (belt side outer rail)	41790-1	Fender (front)	16005-6
Extension (center floor pan)	11198	Ferrule (fuel line)	9242
Extension (cowl side panel)	02062-3	Ferrule (universal joint spider)	7083
Extension (floor side inner member front)	10020-1	Filler (center body pillar upper front at belt)	24290-1
Extension (floor side outer member front)	10074-5		
		Filler (center body pillar upper rear at belt)	24294-5
Extension (front body pillar) lower rear	02568-9	Filler (folding top side rail cover to quarter window)	54746
Extension (front door window garnish moulding)	21080-1	Filler (front door window garnish moulding joint) trim	21158-9
Extension (front fender front)	16284-5		
Extension (front side member)	10062-3	Filler (front door window garnish moulding joint) trim	21162-3
Extension (front side outer member)	10644-5	Filler (glove compartment door to body)	06060
		Filler (rear door garnish moulding)	24852-3
		Filler (rear door outside panel to extension)	24728-9
Extension (fuel filler opening door ornament to lower back panel)	40716	Filter (a/cond. evaporator)	19865
Extension (instrument panel lower)	04631	Filter - a/cond. expansion valve kit	19B698
Extension (instrument panel lower)	04640	Filter (a/cond. suction line)	19767
Extension (instrument panel lower)	04644-5	Filter (auxiliary starter) accessory	11515
		Filter (fuel)	9155
Extension (lower back panel)	40330-1	Filter (fuel) magnetic type	9155
Extension (luggage compartment door opening upper reinforcement)	44820-1	Filter (oil filter element disposal type)	6714
Extension (muffler outlet pipe)	5202-3	Filter (power steering oil reservoir)	3837
Extension (ornament rocker panel body side)	10168	Fitting (brake master cylinder outlet)	2076
		Fitting (brake master cylinder reservoir)	2-2157
Extension (package tray to quarter panel)	46534-5		
Extension (quarter outside panel) front	27958-9		
Extension (quarter panel) rear	28058-9		
Extension (quarter panel at wheelhouse) lower baffle	28120-1		
Extension (rear door inside) upper rear	24744-5		

## Alphabetical Index - Continued

Part Name	Group Number	Part Name	Group Number
Fitting (fuel pump inlet)	9241	Gasket (a/cond. compressor crankshaft bearing housing)	19698
Fitting (power steering pump valve outlet)	3-3614	Gasket (a/cond. compressor cylinder)	2-2948-9
Flange (steering column tube)	3511	Gasket (a/cond. compressor cylinder head)	19658
Flange (steering shaft) lower	3459	Gasket (a/cond. compressor cylinder head) L. H.	2-2946
Flange (universal joint axle end)	4851		
		Gasket (a/cond. compressor cylinder head) R. H.	2945
Flange & insulator (steering)	3A525	Gasket (a/cond. compressor front cover)	2-2965
Flasher (directional signal)	13350	Gasket (a/cond. compressor mounting bracket)	2-2887
Float & lever (carburetor)	9550	Gasket (a/cond. compressor oil pump)	2-2968
Flue (outside air intake scoop)	19882	Gasket (a/cond. compressor valve plate)	2992
Flywheel	6375		
		Gasket (a/cond. throttle control electro magnet housing)	19675
Frame	5005	Gasket (a/cond. valve body to compressor)	19664
Frame (back window) upper	42208	Gasket (antenna lead-in connector)	12566
Frame (back window) upper inner side	42278-9	Gasket (antenna lead-in connector)	19096
Frame (back window glass)	40748		
Frame (front door glass)	22220-1	Gasket (antenna lead-in to connector tube)	18898
Frame (front door ventilator window) less glass	22206-7	Gasket (automatic headlamp dimmer control)	13658
		Gasket (automatic headlamp dimmer regulator cover)	13695
Frame (rear door glass)	26220-1	Gasket (back-up lamp door)	15547
Frame (rear door glass) upper	26242	Gasket (back-up lamp lens)	15510
Frame (rear door ventilator window)	26898-9		
Frame & division bar (front door ventilator window)	21616-7	Gasket (brake booster air cleaner)	2-2384
Frame & run (rear door glass)	26218-9	Gasket (brake booster air cleaner screw)	2-2378
		Gasket (brake booster body diaphragm)	2-2365
Frame & vent (less glass)	22248-9	Gasket (brake booster body end plate)	2-2379
Frame & ventilator window (rear door) less glass	26936-7		
Front & rear shock absorber bushing kit	18198	Gasket (brake booster body to master cylinder)	2-2493
Front door (less hinges)	20124-5	Gasket (brake booster check valve)	2-2376
Front door outside rear edge moulding accessory kit	20910	Gasket (brake booster check valve to hose tube brace)	2-2377
		Gasket (brake booster end plate-air)	2493
Front door vent window regulator motor - drive gear kit	23478		
Front stabilizer link kit	5A484	Gasket (brake booster mounting bracket)	2-2035
Front suspension arm joint - lower kit	3050	Gasket (brake master cylinder filler cap)	2167
Front suspension arm joint - upper kit	3049	Gasket (brake master cylinder mounting adaptor)	2-2121
		Gasket (brake master cylinder reservoir cover)	2-2163
Front suspension lower arm mounting - front kit	3057	Gasket (carburetor air cleaner) bottom	9654
Front suspension lower arm mounting - rear kit	3055	Gasket (carburetor air cleaner cover)	9672
Front suspension upper shaft kit	3047		
Front wheel brake cylinder repair kit	2221	Gasket (carburetor air cleaner element or oil reservoir)	9673
Fuel filter bowl strainer kit	9A343	Gasket (carburetor booster venturi)	9517
Fuel pump & filter	9350	Gasket (carburetor dust cover)	9-9703
		Gasket (carburetor float bowl primary)	9561
		Gasket (carburetor float bowl screw)	9592
		Gasket (carburetor float needle seat plug)	9945
		Gasket (carburetor fuel inlet adaptor)	9229
		Gasket (carburetor fuel inlet valve seat)	9829
<b>G</b>			
Gasket (air compressor crankshaft seal plate)	12596		
Gasket (a/cond. compressor base plate)	19B651		

## Alphabetical Index - Continued

Part Name	Group Number	Part Name	Group Number
Gasket (carburetor fuel level check plug)	9608	Gasket (headlamp)	13044
Gasket (carburetor fuel valve adjusting screw)	9A522	Gasket (heater blower housing to dash)	18A388
Gasket (carburetor main body cover plate)	9A529	Gasket (heater blower motor mounting)	18583
Gasket (carburetor main body to throttle body)	9516	Gasket (heater blower to duct)	18689
Gasket (carburetor main jet passage plug)	9563	Gasket (heater case to side cowl panel)	15996
Gasket (carburetor main metering body)	9A518	Gasket (heater side cowl duct)	15994
Gasket (carburetor main metering body secondary)	9561	Gasket (heater to dash)	18570
Gasket (carburetor metering body plate secondary)	9-9955	Gasket (heater to floor)	18687
Gasket (carburetor needle valve seat)	9569	Gasket (instrument panel radio opening cover)	04457
Gasket (carburetor power jet)	9608	Gasket (instrument panel radio opening dust)	04616
Gasket (carburetor pump jet housing)	9580	Gasket (intake manifold to cylinder head)	9441
Gasket (carburetor pump relief plug)	9-9718	Gasket (L. H. defroster nozzle to connector)	14941
Gasket (carburetor secondary throttle diaphragm housing)	9608	Gasket (muffler outlet pipe extension)	5214
Gasket (carburetor spark control body)	9A588	Gasket (multiple lubricator cylinder to body)	19509
Gasket (carburetor thermostatic choke housing & plugs to throttle body)	9853	Gasket (oil filler & breather cap)	6789
Gasket (carburetor thermostatic choke housing to choke housing & plugs)	9871	Gasket (oil filter adaptor to cylinder block)	6A636
Gasket (carburetor to intake manifold)	9447	Gasket (oil filter center bolt to cover)	6749
Gasket (carburetor venturi)	9A536	Gasket (oil filter element)	6746
Gasket (converter impeller hub)	7916	Gasket (oil filter mounting)	6838
Gasket (crankcase ventilation cover)	6870	Gasket (oil pan)	6710
Gasket (cylinder front cover)	6020	Gasket (oil pan drain plug)	6734
Gasket (cylinder head)	6051	Gasket (oil pan to oil pump tube flange)	6648
Gasket (cylinder inlet & outlet)	2152	Gasket (oil pump cover)	6619
Gasket (defroster nozzle connector to left register)	14942	Gasket (oil pump cover to inlet tube flange)	6626
Gasket (defroster nozzle L. H.)	15784	Gasket (oil pump inlet tube flange)	6625
Gasket (defroster nozzle to register R. H.)	14991-2	Gasket (oil pump relief valve)	6669
Gasket (distributor diaphragm vacuum connection)	12320	Gasket (oil pump to block)	6659
Gasket (dome lamp lens)	13958	Gasket (parking lamp lens)	13211
Gasket (driving pinion oil seal)	4671	Gasket (plenum chamber to side cowl panel)	18A693
Gasket (exhaust manifold)	9448	Gasket (power steering oil reservoir cover)	3A642
Gasket (exhaust manifold to muffler)	9450	Gasket (push rod cover)	6521
Gasket (folding top assist handle)	53031	Gasket (rear axle carrier cover)	4035
Gasket - folding top motor & reservoir kit	50745	Gasket (rear lamp lens)	13461
Gasket (front & rear brake line connector)	2149	Gasket (rear lamp water seal)	13453
Gasket (front seat adjuster regulator cover)	60467	Gasket (rear license lamp socket)	13668
Gasket (fuel filter cover)	9364	Gasket (rear view outside mirror arm escutcheon)	17724
Gasket (fuel filter sediment bowl)	9160	Gasket (regulator cover)	10623
Gasket (fuel pump bowl)	9364	Gasket (spark plug)	12410
Gasket (fuel pump filter bowl)	9364	Gasket (steering gear housing cover)	3581
Gasket (fuel pump filter bowl strainer)	9366	Gasket (thermostat choke heat supply cooler)	9903
Gasket (fuel pump mounting)	9417	Gasket (transmission extension)	7086
Gasket (fuel pump valve)	9408	Gasket (transmission front oil pump)	7-7836
Gasket (fuel pump valve to body)	9367	Gasket (transmission governor inspection cover)	7-7139
Gasket (fuel tank gauge)	9276	Gasket (transmission oil pan)	7A191
		Gasket (transmission rear oil pump to case)	7A222
		Gasket (vacuum pump valve to body)	9308

## Alphabetical Index - Continued

Part Name	Group Number	Part Name	Group Number
Gasket (valve rocker arm cover)	6584	Grille (radiator opening)	8427
Gasket (vent air inlet duct to cowl top panel)	01999	Grille & screen (speaker)	18976
Gasket (water by-pass tube)	8563	Grommet (antenna lead-in seal)	18912
Gasket (water outlet connection)	8255	Grommet (antenna wiring)	14869
Gasket (water pump)	8507	Grommet (carpet)	13090-2
Gasket (water pump cover)	8513	Grommet (door lock knob)	21999
Gasket (water pump outlet)	8507	Grommet (fuel tank filler)	9080
Gasket (water thermostat)	8590	Grommet (fuel tank vent pipe)	9069
Gasket (wheel bearing retainer)	1001	Grommet (package tray to roof duct)	19942
Gasket (window regulator switch housing) multiple	14616	Grommet (radio antenna)	18966
Gasket (window regulator switch housing) single	14554	Grommet (steering column shroud)	3-3496
Gasket (windshield R. H. defroster nozzle)	14992	Grommet (steering column to dash)	3512
Gasket or pad (rear lamp mounting)	13469	Grommet (valve push rod cover stud)	6589
Gauge (fuel tank sender)	9275	Grommet (window regulator motor mounting)	23283
Gear (differential side)	4236	Grommet (windshield wiper tube in dash)	14602
Gear (distributor driven)	12390	Guard (antenna control cable)	14864
Gear (front door ventilator window drive)	23626-7	Guard (rear bumper)	17706-7
Gear (front door ventilator window regulator) electric	23446	Guard (rear bumper)	17984-5
Gear (front door ventilator window regulator drive-worm) electric	23478	Guide (brake shoe adjusting lever cable)	2A179
Gear (oil pump drive & vacuum)	6608	Guide (center body pillar finish cap)	24506
Gear (oil pump driven)	6610	Guide (folding top rear bow)	51532
Gear (speedometer drive)	17285	Guide (outside rear view mirror control shaft handle)	17157
Gear (steering-less tube & flange)	3504	Guide (quarter window)	29764-5
Gear (transmission front clutch sun)	7A399	Guide (quarter window) front	29752-3
Gear (transmission output shaft ring internal)	7A153	Guide (rear door window)	26216-7
Gear assembly (front seat adjuster regulator)	60419	Guide (rear door window) front	26216-7
Gear & pulley (antenna control cable)	18A809	Guide (rear door window) rear	26222-3
Gears (speedometer driven & tachometer)	17271	Guide (rear door window center)	26392-3
Generator brush kit	10043	Guide (steering gear ball return)	3523
Generator (less pulley)	10002	Gusset (floor side member to front side member)	10048-9
Glass (back window)	42006	Gusset (floor side outer member)	10208
Glass (back window) center	42004	Gusset (folding top main pivot bracket support to floor)	53486-7
Glass (back window) side	42024	Gusset (front bumper upper to lower impact bar)	14265-6
Glass (front door ventilator window)	21412	Gusset (front bumper upper to lower impact bar)	17456-7
Glass (front door window)	21410	Gusset (front side inner member to front suspension) No. 1 cross member	10536-7
Glass (quarter window)	29710	Gusset (rear seat riser front panel to center floor extension)	63482
Glass (rear door ventilator window)	26870	Gusset (wheelhouse inner to rear floor front cross member)	28354-5
Glass (rear door window)	25712		
Glass (windshield)	03100		
Governor (transmission)	7-7130		
Grille (air intake & return)	19742-3		
Grille (radiator)	8200		
Grille (radiator)	8202		

## Alphabetical Index - Continued

Part Name	Group Number	Part Name	Group Number
<b>H</b>			
Hair (fuel pump body curled)	2-2501	Horn & plugs (carburetor air)	9524
Handle (door inside)	22600	Hose (a/cond. blower motor ventilating)	19B918
Handle (door window regulator)	23342	Hose (a/cond. compressor to condenser inlet valve)	19972
		Hose (a/cond. compressor to low pressure valve)	19971
Handle (folding top No. 1 bow locking)	53030-1	Hose (a/cond. compressor to oil separation)	19692
Handle (front door outside)	22400-1	Hose (a/cond. evaporator inlet to self seal coupling)	14905
Handle (front door ventilator window)	22916-7	Hose (a/cond. evaporator outlet to self seal coupling)	14906
Handle (front seat back assist)	62578-9		
Handle (front seat track adjusting)	61753	Hose (automatic throttle control to vacuum pump)	19689
		Hose (automatic throttle control to wiper motor)	19688
Handle (front seat track adjusting) manual	61755	Hose (back window housing drain)	42326
Handle (heater defroster outlet door)	19203	Hose (brake booster check valve tube to body piston)	2-2381
Handle (luggage compartment door)	43500	Hose (brake check valve to booster)	2349
Handle (outside rear view mirror shaft)	17156		
Handle (quarter ventilator window)	30252-3	Hose (brake reservoir to booster)	2A028
		Hose (folding top hydraulic lift)	53456
Handle (rear door outside)	26600-1	Hose (folding top lift) upper & lower	53390-2
Handle (rear door vent window)	26932-3	Hose (front & rear wheel brake)	2078
Handle & button (front door vent window locking)	22906-7	Hose (fuel pump to fuel tank tube) flexible	9288
Handle & shank (directional signal switch)	13305		
Hanger (rear spring front)	5770-5	Hose (fuel tank vent tube)	9170
		Hose (fuel tube) rear	9327
Hanger (rear spring shackle) rear	5610-1	Hose (heater)	18472
Hanger (rear suspension arm)	5895-6	Hose (heater air discharge)	18A672
Hardware - front seat belt mounting kit	61248	Hose (heater case to defroster nozzle)	19375
Harness (multiple lubricator)	14914-6		
		Hose (heater defroster)	18556
Harness (push button lubrication)	19A531	Hose (heater temperature control vacuum inlet)	17543
Head (a/cond. compressor cylinder)	19658	Hose (heater water control valve to engine)	18648
Head (cylinder)	6049	Hose (multiple lubricator)	4090
Headlamp (less wiring)	13008	Hose (outside air intake to evaporator)	19977
Heater & defroster (fresh air hot water) dual unit	18455		
Hinge (front door) lower	22810-11	Hose (power steering return line)	3A713
		Hose (radiator)	8260
Hinge (front door) upper	22800-1	Hose (radiator)	8286
Hinge (fuel filler opening door hinge)	40680	Hose (radiator drain)	8081
Hinge (hood)	16796-7	Hose (reservoir to power steering pump)	3-3810
Hinge (hood)	16800-1		
Hinge (luggage compartment door)	42700-1	Hose (transmission oil cooler)	7B093
		Hose & sleeve (power steering pressure line)	3A004
Hinge (rear door) lower	26810-1	Hoses & tube (power brake reservoir)	2-2316
Hinge (rear door) upper	26800-1	Housing (antenna actuator)	19093
Hinge (rear license plate support)	13431		
Hinge (upper back panel)	46724	Housing (automatic headlamp dimmer control)	13A019
Hinge & check (front door) lower	22806-7	Housing (back window)	42090
Hinge & check (rear door) lower	26802-3	Housing (blower)	18A544
		Housing (blower)	19930-1
Holder (a/cond. compressor clutch brush)	2979	Housing (carburetor secondary throttle diaphragm)	9508
Hood (less hinges)	16612		
Hook (coat)	29026		
Hook (hood lock)	16929		
Horn	13832-3		



## Alphabetical Index - Continued

Part Name	Group Number	Part Name	Group Number
Housing (converter)	7975	Insulator (antenna mounting)	18897
Housing (distributor terminal)	12106	Insulator (antenna outer mast)	18A856
Housing (folding top lock nut)	53514-5	Insulator (battery hold down clamp)	10774
Housing (front seat adjuster regulator)	60402	Insulator (brake booster body piston)	2-2360
Housing (fuel tank filler pipe)	11309-10	Insulator (brake master cylinder heat shield)	2-2142
Housing (heater & air conditioner servo cam)	15997	Insulator (brake pedal hub spring)	2-2482
Housing (heater & air controls)	19289	Insulator (distributor primary terminal)	12234
Housing (instrument & control)	10A851	Insulator (distributor to spark plug wire)	12113
Housing (power steering pump)	3A643	Insulator (engine front mount-rebound)	6039
Housing (radio speaker)	19248	Insulator (engine front support)	6038
Housing (rear axle)	4010	Insulator (engine rear mount)	6068
Housing (roadlamp) accessory	15256-7	Insulator (engine rear support-rebound)	6A061
Housing (seat regulator control switch) 6 way	14B693	Insulator (front floor)	11112
Housing (steering gear)	3548	Insulator (front floor heat)	11606
Housing (transmission control selector)	15803	Insulator (front shock absorber)	18198
Housing (window regulator control switch) multiple	14527	Insulator (front spring)	5A318
Housing (window regulator switch) single	14528	Insulator (fuel tank)	9-9241
Housing (windshield wiper pivot shaft)	17554-5	Insulator (generator brush holder rivet)	10048
Housing & cover (instrument cluster upper)	10838	Insulator (generator end plate)	10208
Housing & plugs (carburetor secondary throttle)	9501	Insulator (generator frame to outer coil)	10206
Housing & plugs (carburetor thermostatic choke)	9849	Insulator (generator terminal)	10202
Hub (converter impeller)	7915	Insulator (hood)	18746
Hub (transmission front clutch)	7B067	Insulator (horn blowing ring)	13A816
Hub (water pump pulley)	8553	Insulator (horn blowing ring)	13A833
Hub & brake drum (front)	1102	Insulator (horn blowing ring contact plate)	3744
<b>I</b>		Insulator (package tray to floor)	46694
Impeller (converter)	7908	Insulator (power seat regulator control switch)	14749
Impeller (water pump)	8512	Insulator (power steering hose)	3-3550
Indicator (a/cond. evaporator liquid) sight glass	19B673	Insulator (power steering pump)	3-3640
Indicator (fuel level - dash unit)	9280	Insulator (power steering pump) front	3A584
Indicator (generator charge)	10670	Insulator (power steering pump) rear	3A577
Indicator (oil level)	6750	Insulator (power steering shaft)	3752
Indicator (push button lubrication grease)	19593	Insulator (rear floor)	11268
Indicator (temperature)	10883	Insulator (rear floor) under seat	11486
Indicator (transmission oil level)	7A020	Insulator (rear floor heat)	11602
Insert (automatic headlamp dimmer control mounting bracket)	13688	Insulator (rear seat back heat)	11654
Insert (belt driven power steering pump)	3B585	Insulator (rear suspension arm) front	5-5570
Insert (door inside handle inner escutcheon)	22644	Insulator (rear suspension arm) rear	5-5571
Insert (front door lock striker plate)	22040	Insulator (rear suspension arm to axle-rebound)	5537
Insert (oil filter mounting bolt)	6890	Insulator (rear suspension coil spring)	5536
Insert (power steering pump cover)	3863	Insulator (roof panel)	54310-3
Insert (quarter window front weatherstrip)	30148	Insulator (starter brush holder)	11062
Insert (roof side rail weatherstrip)	51266	Insulator (steering column bracket)	3682
Insert (transmission control selector position)	7A216	Insulator (steering gear to transmission selector tube)	3-3744
Insulator (antenna mast)	19110	Insulator (thermostatic choke control outlet tube)	9865
Insulator (antenna motor cover)	19116-7	Insulator (transmission control selector neutral switch)	7A022
		Insulator (transmission gear shift lever)	7246

## Alphabetical Index - Continued

Part Name	Group Number	Part Name	Group Number
Insulator (window regulator switch) double	14A016	Kit (brake lining)	2007
Insulator & wire (horn blowing contact)	13A827	Kit (brake shoe & lining)	2001
Interior paint scotch grain kit	19507	Kit (brake spring repair) complete car set	2A225
		Kit (carburetor accelerator pump cover assembly)	9528
<b>J</b>			
Jack	17080	Kit (carburetor gasket)	9502
Jet (carburetor governor by-pass)	9973	Kit (carburetor high leverage float)	9550
Jet (carburetor low speed)	9542	Kit (carburetor main well repair)	9B526
Jet (carburetor main metering)	9533	Kit (carburetor repair)	9590
		Kit (carburetor tune-up)	9A586
Jewel (indicator warning lamp)	10A901	Kit (compass) accessory	18358
Jewel (indicator warning lamp)	13610	Kit (crankshaft driven power steering pump ring & rotor)	3A644
Joint (front suspension lower arm ball)	3-3059	Kit (curb signal) accessory	19246
Joint (front suspension upper arm ball)	3263		
<b>K</b>			
Key (door & ignition lock)	3685	Kit (cylinder front cover gasket)	6059
Key (front door ventilator window handle) locking	22920	Kit (disposable type oil filter adaptor)	6882
Key (front seat adjuster regulator)	60490	Kit (distributor repair)	12000
Key (power steering pump pulley)	3-3557	Kit (drag link ball stud repair)	3A533
Key (robe cord anchor)	62818	Kit (engine gasket lower)	6675
Key (valve spring retainer)	6518	Kit (engine overhaul gasket)	6008
Key blank (luggage compartment door lock)	43562	Kit (engine overhaul gasket) lower	6013
Kit (a/cond. air compressor brace)	2888		
Kit (a/cond. compressor gasket repair)	19671	Kit (engine overhaul gasket) upper	6014
Kit (a/cond. compressor modification)	19767	Kit (fast idle control diaphragm repair)	19680
Kit (a/cond. compressor oil seal)	2965	Kit (front & rear shock absorber bushing)	18198
Kit (a/cond. compressor oil sight glass repair)	19675		
Kit (a/cond. compressor shaft seal replacement repair)	19670	Kit (front door outside rear edge moulding accessory)	20910
Kit (a/cond. compressor suction screen repair)	19672	Kit (front door vent window regulator motor) drive gear	23478
Kit (a/cond. compressor valve)	2-2966-7		
Kit (a/cond. compressor valve plate replacement repair)	19673	Kit (front stabilizer link)	5A484
Kit (a/cond. heavy duty conversion)	19A611	Kit (front suspension arm joint) lower	3050
		Kit (front suspension arm joint) upper	3049
		Kit (front suspension lower arm mounting) front	3057
Kit (automatic headlamp dimmer control)	13A016	Kit (front suspension lower arm mounting) rear	3055
Kit (automatic transmission gasket & seal)	7153	Kit (front suspension upper shaft)	3047
Kit (battery)	10655	Kit (front wheel brake cylinder repair)	2221
		Kit (fuel filter bowl strainer)	9A343

## Alphabetical Index - Continued

Part Name	Group Number	Part Name	Group Number
Kit (fuel pump repair)	9349	Kit (spark plug & coil high tension wires)	12259
Kit (generator brush)	10043	Kit (speedometer cable tip replacement)	17A254
Kit (interior paint scotch grain)	19507	Kit (spindle connecting rod)	3A130
Kit (license plate frame)	17A387	Kit (starter brush)	11057
Kit (license plate frame & window) accessory	18350	Kit (steering column bearing) repair	3605
		Kit (steering gear housing plug & seal)	3-3780
Kit (luggage compartment door lock & switch)	14150	Kit (steering idler arm)	3352
Kit (master cylinder repair)	2004	Kit (steering sector adjuster shim)	3763
Kit (master cylinder valve & seat)	2178	Kit (tissue dispenser)	19A549
Kit (master seal power steering)	3330	Kit (traffic lamp reflector) accessory	18342
		Kit (transmission front clutch lube valve)	7-7531
Kit (medallion & retainer "V" ornament)	25662	Kit (transmission oil pressure regulator valve spring & retainer)	7B025
Kit (miniature lamp assortment)	13A732	Kit (treadle-vacuum repair)	2-2354
Kit (multiple lubricator)	19568	Kit (universal joint axle end) repair	7039
Kit (multiple lubricator harness) repair	19557		
Kit (oil filter element & gasket)	6731		
		Kit (valve gasket set)	6079
Kit ("o" ring seal power steering)	3329	Kit (water deflector convertible header)	12189
Kit (piston packing) power brakes	2-2167	Kit (water pump repair)	8591
Kit (piston packing repair)	2-2356	Kit (weatherstrip front door front) at belt	20340-1
Kit (piston ring set) complete engine ring set	6149	Kit (wire terminal)	14294
Kit (poppet replacement)	2-2344		
Kit (power brake conversion)	2-2005	Kit - battery (charged & dry)	10654
Kit (power steering control valve seal)	3316	Kit - bracket (a/cond. compressor muffler support)	19B693
Kit (power steering cover & valve seal)	3747	Kit - filter (a/cond. expansion valve)	19B698
Kit (power steering cylinder seal)	3A764		
Kit (power steering pump roller)	3612		
		Kit fitting (a/cond. compressor discharge line repair)	19660
Kit (power steering pump seal)	3B728	Kit fitting (a/cond. compressor suction line repair)	19661
Kit (power steering pump valve)	3A561		
Kit (power steering rack & piston)	3-3781		
Kit (power steering recirculating ball)	3647	Kit - gasket (folding top motor & reservoir)	50745
Kit (power steering worm & adaptor)	3-3782	Kit - hardware (front seat belt mounting)	61248
		Kit - motor (window regulator)	14553
Kit (quarter outside moulding clip)	350005	Kit - motor & plate (folding top hydraulic lift pump)	53357
Kit (quarter outside rear moulding clip)	350004		
Kit (quarter panel lower rear edge moulding retainer)	350006	Kit moulding (body rocker panel)	10146
Kit (quarter wheel opening cover finish panel nut)	350003	Kit - moulding clip (front door)	350000
		Kit - moulding clip (rear door & quarter)	350001
Kit (quarter wheel opening cover moulding clip)	350002	Kit - moulding retainer (outside belt)	350008
Kit (quarter wheel opening cover rear moulding retainer)	350007	Kit - plate & rotor (folding top hydraulic lift pump)	53442
Kit (radio antenna)	18813		
Kit (radio antenna housing & outer mast)	19095		
Kit (radio receiver)	18805		
Kit (rear door safety lock)	18333		
Kit (rear shock absorber & bushing)	18125		
Kit (rear spring rear shackle & front bolt)	5630		
Kit (rear wheel brake cylinder repair)	2128		

## Alphabetical Index - Continued

Part Name	Group Number	Part Name	Group Number
Kit - reservoir (folding top hydraulic lift)	53376	Lens (luggage compartment lamp)	13547
Kit - solenoid (front seat adjuster regulator nut)	60406	Lens (parking lamp)	13208-9
Kit - solenoid (front seat adjuster regulator nut) 4 & 6 way	60406	Lens (reading lamp)	13743
		Lens (rear lamp)	13444-5
		Lens (rear lamp)	13463
Kit - vest assembly (seat belt)	61256	Lens (rear license lamp)	13564
Knob (a/cond. blower switch)	19759	Letter (hood front)	16606
Knob (a/cond. temperature control)	19985	Letter "L" (fuel filler opening door)	40672
Knob (air control)	18650	Letters (lower back panel)	16606
Knob (cigar lighter)	15064	Letters (lower back panel)	40282
Knob (front door locking control rod)	21850	Lever (automatic throttle control)	19713
Knob (heater control)	18A373	Lever (brake master cylinder operating)	2514
Knob (heater regulator control)	18519	Lever (brake shoe adjusting) front & rear wheel	2A176-7
Knob (radio control)	18817	Lever (carburetor cam trip)	9805
Knob (seat regulator control switch tilt)	14711	Lever (carburetor choke countershaft)	9546
Knob (top control)	15674	Lever (carburetor choke countershaft operating)	9806
Knob (transmission control selector lever)	7217	Lever (carburetor choke shaft)	9A535
Knob (windshield wiper control)	17513	Lever (carburetor choke thermostat)	9625
Knob & element (cigar lighter)	15052	Lever (carburetor dashpot) inner	9835
Knob & element (rear quarters & front seat back)	15078	Lever (carburetor dashpot) outer	9836
Knob & insert (lighting switch)	11661	Lever (carburetor fast idle adjusting)	9538
<b>L</b>		Lever (carburetor fast idle cam operating)	9548
Lamp (back-up)	15500-1	Lever (carburetor primary throttle operating)	9615
Lamp (courtesy) rear quarter	13707	Lever (carburetor secondary throttle diaphragm)	9583
Lamp (door lock warning)	10A911	Lever (carburetor secondary throttle operating)	9A535
Lamp (luggage compartment door lock switch signal)	14149	Lever (carburetor secondary throttle override)	9C505
Lamp (parking)	13200-1	Lever (carburetor secondary throttle stop) outer	9A537
Lamp (reading) less bezel	13A701-2	Lever (carburetor throttle)	9534
Lamp (rear)	13404-5	Lever (carburetor throttle shaft secondary)	9A525
Lamp (rear license)	13550	Lever (front door lock operating)	21970-1
Lamp (transmission control selector)	15A801	Lever (master window control)	15107
Lamp house (heater & air controls)	19334	Lever (parking brake equalizer)	2A605
Latch (folding top side rail cover) front	54734-5	Lever (parking brake operating)	2A637
Latch (folding top side rail cover) rear	54738-9	Lever (power steering valve actuating)	3A602
Lens (back-up lamp)	15514-19	Lever (transmission control selector)	7202
Lens (courtesy lamp)	13734	Lever (transmission front band actuating)	7-7354
Lens (dome & roof rail lamps)	13783	Lever (transmission manual control)	7A256
Lens (horn blowing ring medallion)	3-3657	Lever (transmission manual valve detent)	7A115

## Alphabetical Index - Continued

Part Name	Group Number	Part Name	Group Number
Lever (transmission parking pawl toggle)	7A121	Link (rear door lock auxiliary bellcrank to solenoid)	26636
Lever (transmission parking pawl toggle operating)	7A117	Link (rear door lock control) rear	26490
Lever (transmission parking pawl torsion spring)	7-7304	Link (rear door lock control rod)	26420-1
Lever (transmission rear band actuating)	7A169	Link (rear door lock remote control)	26442-3
Lever (transmission throttle control)	7A259	Link (rear door lock remote control) rear	26498
Lever (transmission throttle control)	7-7283	Link (steering connecting)	3304
Lever assembly (parking brake equalizer)	2A606		
Lever & link (carburetor choke)	9B547	Link (transmission parking pawl toggle)	7-7316
Lever control (a/cond. temperature control)	19984	Link (vacuum pump rocker arm)	9310
Lever, link & shaft (carburetor thermostatic choke piston)	9546	Link & bellcrank (front door lock control)	21848-9
License plate frame & window - accessory kit	18350	Link & vertical strainer (rear seat back center arm rest)	67210
License plate frame kit	17A387	Lock (front door)	21812-3
Lid assembly (fuel filler opening with hinges)	28610	Lock (glove compartment door)	06081
Lift (jack)	17115	Lock (hood)	16700-1
Lift (upper back panel)	46538-9		
Liner (rear spring clamp)	5334	Lock (luggage compartment door)	43200
Lining (glove box - side)	06214-5	Lock (rear door)	26412-3
Lining board (lower back panel)	40448-9	Lock set (ignition & door)	3687
Lining board (luggage compartment) front	45444		
Lining board (luggage compartment) side	45422-3	Lock set (luggage & glove compartment door)	3689
Link (brake pedal lever to master cylinder operating lever)	2466	Lubricant (multiple lubricator)	19577
Link (carburetor accelerator pump)	9526	Luggage compartment door lock & switch kit	14150
Link (carburetor choke plate)	9635		
Link (carburetor vacuumeter piston)	9-9865	<b>M</b>	
Link (folding top balance)	50454-5	Magnet & filter (fuel filter)	9360
Link (folding top control)	50316-7	Manifold (exhaust)	9430-1
Link (folding top power)	50352-3	Manifold (intake)	9424
Link (folding top rear bow control) upper	53132		
Link (front & rear brake shoe connecting)	2042	Mask (instrument cluster)	10890
Link (front door control auxiliary bellcrank)	22082-3	Mast (antenna)	19107-9
Link (front door lock control)	21928	Mast (antenna inner & center)	18A855
Link (front door lock control auxiliary bellcrank to solenoid)	22100-1	Mast & housing (radio antenna)	18A956
Link (front seat track tie rod)	61744	Mast housing & contact (antenna)	19041
Link (fuel pump rocker arm)	9381		
Link (luggage compartment door lock actuating)	43226	Master cylinder repair kit	2004
Link (luggage compartment door lock solenoid)	43483	Master cylinder valve & seat kit	2178
Link (power steering valve actuating)	3745	Master seal power steering kit	3330
Link (rear door check) on hinge	26804-5		
		Medallion (front seat back ash receptacle & windshield header)	62859
		Medallion (horn blowing cap)	3649

## Alphabetical Index - Continued

Part Name	Group Number	Part Name	Group Number
Medallion (instrument cluster)	10952	Motor & tube (antenna)	18850
Medallion (roof quarter side) inner & outer	29204	Moulding (back belt)	40242
Medallion (roof quarter side) outer	50270	Moulding (back belt) side	40228-9
Medallion (wheel hub cap)	1141	Moulding (back window division bar) inside	42442
Medallion & retainer "V" ornament kit	25662	Moulding (back window division bar outside)	42420-1
Member (engine support cross) rear	10012	Moulding (back window garnish) lower	42456-7
Member (floor side)	10110-1	Moulding (back window garnish) side	42416-7
Member (floor side) rear	10124-5	Moulding (back window garnish) side	42440-1
Member (floor side outer)	10100-1	Moulding (back window garnish) upper	42410-1
Member (floor side outer)	10120-1	Moulding (back window outside) side	42492-3
Member (front side inner)	10064-5	Moulding (back window outside) upper	42430-1
Member (front suspension)	10300	Moulding (back window outside-lower)	42404-5
Member (front suspension) No. 1 cross	10014	Moulding (body rocker panel)	10176-7
Member (front suspension) No. 2 cross	10010	Moulding - body rocker panel kit	10146
Member (front suspension side)	10302-3	Moulding (center body pillar) outside belt	24462-3
Member (rear floor cross) rear	10746	Moulding (center body pillar outside)	24470-1
Member (rear floor cross fuel tank front support)	11364	Moulding (center body pillar outside upper)	24458-9
Miniature lamp assortment kit	13A732	Moulding clip - front door kit	350000
Mirror (inside rear view)	17700	Moulding clip - rear door & quarter kit	350001
Mirror (outside rear view)	17696	Moulding (cowl trim)	02368-9
Mirror (rear view inside less arm & bracket)	17712	Moulding (folding top No. 1 bow) outside	51384
Mirror (rear view outside)	15311	Moulding (folding top No. 4 bow outside)	51416
Mirror (rear view outside)	17A700	Moulding (folding top rear bow) outside center	51416
Mirror (visor vanity)	18208	Moulding (folding top rear bow outside) side	51476-7
Mirror & arm (outside rear view mirror)	17025	Moulding (front door arm rest)	24166-7
Motor (a/cond. blower)	19805	Moulding (front door outside)	20938-9
Motor (antenna drive)	19112-3	Moulding (front door outside) top	20492
Motor (convertible top latch)	15690	Moulding (front door outside belt)	20934-5
Motor (heater blower)	18527	Moulding (front door outside belt)	21116-7
Motor (heater servo)	19545	Moulding (front door trim) lower	20956-7
Motor (rear window defroster)	18527	Moulding (front door trim belt)	22370-1
Motor (rear window defroster)	18631	Moulding (front door trim panel) upper	21000
Motor (seat regulator control)	14547	Moulding (front door window garnish)	20906-7
Motor (window regulator)	14553	Moulding (front door window garnish)	20908-9
Motor - window regulator kit	14553	Moulding (front extension lower) inner	16084-5
Motor (windshield wiper)	17508	Moulding (front extension lower) outer	16382-3
Motor & bracket (back panel lift)	46752	Moulding (front fender front extension)	16226-7
Motor & cover (front door vent window regulator gear)	23406-7	Moulding (front fender front extension)	16260-1
Motor & drive (door vent window)	14A083-4	Moulding (front fender lower front)	16164-5
Motor & plate - folding top hydraulic lift pump kit	53357	Moulding (front fender lower front)	16434-5
Motor & regulator (vent window)	23402-3	Moulding (front fender side)	16003-4
		Moulding (front fender side lower)	16300-1
		Moulding (front fender wheel opening) center	16038-9
		Moulding (front fender wheel opening) front	16238-9
		Moulding (front fender wheel opening) rear	16240-1

## Alphabetical Index - Continued

Part Name	Group Number	Part Name	Group Number
Moulding (front seat back)	60788	Moulding (roof outside) rear	50044-5
Moulding (hood front lower)	16856-7	Moulding (roof outside belt)	51814-5
Moulding (instrument cluster side)	10066	Moulding (roof side duct) rear	19914-5
Moulding (instrument panel)	04348	Moulding (roof side inner)	51752-3
Moulding (luggage compartment)	42509	Moulding (roof side inner) lower complete	51734-5
Moulding (luggage compartment)	42515	Moulding (roof side inner) rear	51754-5
Moulding (luggage compartment door) lower	42512	Moulding (roof side rails) outside	50062-3
Moulding (muffler outlet pipe extension)	5-5212	Moulding (roof side rails) outside	50070-1
Moulding (package tray to roof duct)	19999	Moulding (windshield garnish) lower	03626-7
Moulding (quarter arm rest) lower	31796-7	Moulding (windshield garnish) side upper	03622-3
Moulding (quarter outside)	29066-7	Moulding (windshield garnish) upper	03606-7
Moulding (quarter outside) front	29076-7	Moulding (windshield garnish side)	03598-9
Moulding (quarter outside) rear	29038-9	Moulding (windshield header inside)	03542
Moulding (quarter outside belt)	29034-5	Moulding (windshield inside garnish) side	03512-3
Moulding (quarter outside belt)	29042-3	Moulding (windshield inside garnish) side	03598-9
Moulding (quarter outside belt) rear	29114-5	Moulding (windshield outside) side	03136-7
Moulding (quarter outside lower rear corner)	29078-9	Moulding (windshield outside) top	03144-5
Moulding (quarter outside rear lamp to bumper)	29064-5	Moulding (windshield outside belt)	03148-9
Moulding (quarter outside upper rear) end	29246-7	Moulding (windshield outside belt) side	03170-1
Moulding (quarter panel lower rear edge)	27766-7	Moulding (windshield outside side) finish	03194-5
Moulding (quarter trim)	31140-1	Moulding (windshield outside side upper)	03192-3
Moulding (quarter trim belt)	31322-3	Muffler	5230
Moulding (quarter ventilator window inside finish) lower	29853	Muffler & tube (air conditioner compressor)	2997
Moulding (quarter wheel opening cover)	29050-1	Multiple lubricator harness - repair kit	19567
Moulding (quarter wheel opening cover) front	31294-5	Multiple lubricator kit	19568
Moulding (quarter wheel opening cover) rear	31358-9	<b>N</b>	
Moulding (quarter window garnish)	29002-3	Needle (carburetor idle adjusting)	9541
Moulding (radiator grille lower panel)	8368	Nozzle (carburetor main well)	9577
Moulding (rear door) outside	25532-3	Nozzle (carburetor pump discharge)	9577
Moulding (rear door outside) belt	25554-5	Nozzle (defroster)	18490-1
Moulding (rear door outside) lower	25556-7	Nozzle (windshield defroster)	19366
Moulding (rear door outside) top	25542-3	Nozzle (windshield washer)	17665
Moulding (rear door outside belt)	26062	Nut (antenna dome)	18865
Moulding (rear door trim)	25558-9	Nut (antenna mast)	19126
Moulding (rear door trim) lower	25578-9	Nut (connecting rod cap)	6212
Moulding (rear door trim belt)	26024-5	Nut (folding top lock)	53510
Moulding (rear door window garnish)	25514-5	Nut (front & rear brake adjusting screw)	2047
Moulding (rear lamp)	13474-5	Nut (front door lock control) knob guide	21868
Moulding retainer - outside belt kit	350008	Nut (front seat adjuster regulator) less solenoid	60432
Moulding (roof drip) front	51724	Nut (front seat adjuster regulator) with solenoid	60406
Moulding (roof drip) side	51700-1	Nut (generator pulley)	10254
Moulding (roof drip finish) side	51726-7	Nut (headlamp adjusting)	13181
Moulding (roof drip finish) side rear	51698-9	Nut (heater blower switch)	18545
Moulding (roof drip side finish lower rear)	51804-5		

## Alphabetical Index - Continued

Part Name	Group Number	Part Name	Group Number
Nut (lighting switch)	11650	"O" ring (power steering valve spool stop spacer) outer	3-3755
Nut (luggage compartment door lock switch mounting)	14927	"O" ring seal power steering kit	3329
Nut (oil pan to oil pump tube)	6673	"O" ring (steering gear power cylinder adaptor oil seal)	3-3570
Nut (oil relief valve)	6686		
Nut (power steering gear worm ball)	3-3754	"O" ring (transmission front band servo piston oil)	7-7361
Nut (power steering gear worm bearing lock)	3A670	"O" ring (transmission front band servo release piston)	7-7497
Nut (seat regulator control switch bezel)	14695	"O" ring (transmission front clutch piston oil) inner	7-7557
Nut (spare wheel mounting bolt)	1457	"O" ring (transmission rear band servo)	7-7414
Nut (steering gear worm thrust bearing - lock)	3707	"O" ring (transmission rear clutch piston oil) inner	7-7512
Nut (valve rocker arm adjusting)	6552	"O" ring (transmission rear pump inlet tube oil)	7-7873
Nut (wheel bolt)	1012	"O" ring (transmission rear pump outlet tube oil)	7-7868
<b>O</b>		"O" ring (transmission rear pump pressure port)	7-7863
Oil filter element & gasket kit	6731	"O" ring (transmission throttle control shaft oil)	7-7265
Oil seal (fuel pump)	9469	Ornament (body side) door	25616-7
Oil seal (rear clutch piston)	7-7513	Ornament (body side) inner	25602-3
Oil seal (transmission extension)	7052	Ornament (body side) outer	25612-3
Oil seal (transmission front band servo piston retracting)	7-7365	Ornament (center pillar) outside lower	24472-3
Oil seal (transmission front clutch sun gear)	7-7542	Ornament (front door arm rest)	24244-5
Oil seal (transmission front clutch sun gear)	7-7543	Ornament (front door outside)	20980
Oil seal (transmission front clutch sun gear)	7-7883	Ornament (front door outside) lower	20976-7
Oil seal (transmission front clutch sun gear) intermediate	7-7547	Ornament (front door trim)	21132
Oil seal (transmission manual control lever)	7-7288	Ornament (front door trim) upper	21216
Oil seal (transmission oil distributor sleeve)	7-7883	Ornament (front fender side) front	16188-9
Orifice (power steering pressure line hose)	3-3759	Ornament (front seat back)	64824
"O" ring (a/cond. hose coupling)	2-2546	Ornament (hood top)	16762
"O" ring (carburetor fuel valve & seat)	9609	Ornament (hood top)	16850-1
"O" ring (carburetor inlet adaptor seal)	9929	Ornament (lower back panel)	40318-9
"O" ring (carburetor inlet tube seal)	9229	Ornament (lower back panel) center	40316-7
"O" ring (carburetor secondary venturi tube)	9609	Ornament (lower back panel) side lower	40416-7
"O" ring (converter cover)	7963	Ornament (lower back panel) side upper	40430-1
"O" ring (piston rod seal)	999	Ornament (luggage compartment door handle)	43503-4
"O" ring (power steering control valve to housing)	3756	Ornament (quarter inside upper)	31126-7
"O" ring (power steering gear hydraulic valve cover)	3754	Ornament (quarter panel outside) lower rear	29054-5
"O" ring (power steering hydraulic control valve)	3329	Ornament (quarter upper - less medallion) outer	29082-3
"O" ring (power steering hydraulic control valve oil seal)	3-3603	Ornament (roof side) inner	50274
"O" ring (power steering oil reservoir orifice)	3B728	Ornament (windshield header moulding) less medallion	03604
"O" ring (power steering pump flow director)	3-3619	Ornament star (fuel filler opening door)	40673
"O" ring (power steering pump valve outlet fitting)	3-3618		
"O" ring (power steering valve linkage cover)	3755		
"O" ring (power steering valve spool stop spacer) inner	3-3753		



## Alphabetical Index - Continued

Part Name	Group Number	Part Name	Group Number
<b>P</b>			
Package (a/cond. hose coupling)	19A715	Panel (quarter wheel opening)	27974-5
Packing (brake booster body piston)	2356	Panel (quarter wheel opening cover finish)	28514-5
Packing (carburetor accelerator pump diaphragm operating)	9535	Panel (quarter wheel opening cover finish)	28520-1
Pad (back-up lamp mounting)	15533	Panel (quarter window regulator)	27870-1
		Panel (radiator grille) lower	8188
		Panel (rear bumper impact bar center)	17560
Pad (brake pedal)	2454		
Pad (door outside handle) large	22428	Panel (rear door outside)	24700-1
Pad (front door outside handle) small	22448	Panel (rear quarter inside)	27924-5
Pad (front door outside handle) small	26638	Panel (rear seat riser) front	63476
Pad (front fender apron & radiator support)	16186	Panel (rear seat riser) upper	63478
		Panel (roof)	50202
Pad (hood on cowl)	16740		
Pad (horn blowing ring shock)	13A813	Panel (upper back)	40310
Pad (luggage compartment door handle)	43531	Panel (windshield header)	03408
Pad (parking brake)	2-2619	Pawl (directional signal switch)	13309
Pad (rear door outside handle) large	26640	Pawl (transmission parking brake)	7A441
		Pedal (accelerator)	9735
Pad (rear lamp mounting)	13420	Pedal (brake)	2455
Pad (roof side medallion)	50278	Pillar (body front) upper	02504-5
Pan (center floor)	11155	Pillar (center body)	24300-1
Pan (front floor)	11135	Pillar (center body outer)	24316-7
Pan (oil)	6675	Pillar (front body) upper outer	02516-7
Pan (rear floor)	11215	Pillar (front body) upper outer	02536-7
Pan (transmission control linkage splash)	7771	Pillar (front body lower)	02500-1
Pan (transmission oil)	7A194	Pillar (front body upper) inner	02508-9
Panel (a/cond. control)	19981	Pillar (front body upper) inner	02522-3
Panel (back window regulator mounting)	40932	Pillar (quarter lock)	28160-1
Panel (body rocker)	10128-31	Pillar (quarter lock)	28178-9
Panel (center body pillar) outside finish	24416-7	Pillar & cowl side (front body)	02042-3
Panel (center body pillar finish) upper	24356	Pin (a/cond. temperature regulator pivot)	18621
Panel (cowl side)	02038-9	Pin (automatic headlamp dimmer control head adjusting)	13664
Panel (cowl top)	02010		
		Pin (automatic headlamp dimmer control pivot)	13662
Panel (cowl top outer) center	02230	Pin (carburetor thermostatic choke piston)	9B768
Panel (cowl top outer) side	02232-3	Pin (folding top center side rail) front	50492
Panel (dash)	01610	Pin (folding top control link)	50345
Panel (front door outside)	20200-1	Pin (front & rear brake shoe hold down spring)	2069
Panel (fuse junction)	14A067	Pin (front door) upper & lower	22840
Panel (glove compartment door side)	06048-9		
		Pin (front door outside handle release)	22438
Panel (glove compartment front)	06012	Pin (front seat track actuating arm)	61944
Panel (instrument panel finish)	04616	Pin (fuel & vacuum pump rocker arm)	9378
Panel (instrument panel finish) end	04480-1	Pin (fuel filler opening door hinge)	40678
Panel (instrument panel finish center)	04302-3	Pin (fuel pump rocker arm)	9378
Panel (instrument panel finish center)	04339	Pin (inside visor anchor)	04114
Panel (instrument-welded)	04320-1		
		Pin (parking brake handle locking)	2819
Panel (lower back)	40320	Pin (parking brake lever)	2859
Panel (lower back)	40324	Pin (piston)	6135
Panel (package tray)	46506	Pin (power steering pump rotor drive)	3-3633
Panel (quarter)	27846-7	Pin (rear door hinge)	26832
Panel (quarter) less wheelhouse	27840-1	Pin (rear door hinge)	43030
Panel (quarter outside finish)	27866-7		

## Alphabetical Index - Continued

Part Name	Group Number	Part Name	Group Number
Pin (rear door hinge) lower	26860	Planet (transmission)	7A398
Pin (rear license support hinge)	13432	Plate (a/cond. blower motor mounting)	19833
Pin (rear spring front hanger)	5780	Plate (a/cond. compressor valve)	2-2966-7
Pin (rear suspension arm hanger)	5886	Plate (a/cond. control name)	19983
Pin (seat regulator control knob pivot)	14B694	Plate (a/cond. evaporator fender opening cover)	12634-5
Pin (starter drive pinion)	11365	Plate (air vent valve)	46748
Pin (steering coupling)	3457	Plate (body side name)	25622
Pin (transmission band actuating lever shaft)	7-7356	Plate (brake booster body piston) front	2A158
Pin (transmission front band anchor)	7-7377	Plate (brake booster body piston) rear	2-2401
Pin (transmission front band servo piston guide)	7-7360	Plate (brake booster diaphragm)	2-2304
Pin (transmission parking pawl support)	7-7312	Plate (brake booster rod end)	2-2380
Pin (transmission parking pawl toggle lever)	7-7317	Plate (brake booster vacuum poppet diaphragm backing)	2-2439
Pin (transmission parking pawl toggle lever support)	7A295	Plate (brake master cylinder piston stop)	2188
Pin (transmission parking pawl toggle link)	7-7318	Plate (carburetor choke)	9545
Pin (transmission parking pawl torsion lever support)	7-7308	Plate (carburetor metering body secondary)	9514
Pin (window regulator master switch lever pivot)	14606	Plate (carburetor primary throttle)	9585
Pinion (antenna limit switch timing)	14865	Plate (carburetor secondary throttle lockout)	9C506
Pinion (differential)	4215	Plate (carburetor thermostatic choke housing)	9844
Pipe (exhaust crossover)	5A255	Plate (carburetor throttle secondary)	9A598
Pipe (fuel pump to carburetor)	9369	Plate (center body upper to lower pillar)	24572-3
Pipe (muffler outlet)	5255	Plate (center floor welding access hole cover)	11190-1
Pipe (oil filler)	6763	Plate (cowl top panel access hole cover)	02256
Pipe (vacuum pump to intake manifold)	9413	Plate (dash panel heater valve opening cover)	01742
Pipe & insulator (resonator inlet)	5218	Plate (distributor breaker)	12151
Piston (brake booster body)	2395	Plate (door lock striker)	22008-9
Piston (brake master cylinder)	2169	Plate (door lock striker) auxiliary	22014-5
Piston (camshaft thrust)	6275	Plate (engine rear support insulator)	6054
Piston (carburetor accelerator pump)	9B544	Plate (finger tip) front door arm rest	24142-3
Piston (carburetor thermostatic choke)	9840	Plate (flywheel reinforcing)	6A366
Piston (carburetor vacuum)	9B513	Plate (folding top hydraulic lift reservoir end)	53398
Piston (front & rear wheel brake cylinder)	2196-7	Plate (folding top lock transmission anchor)	53560
Piston packing - power brakes kit	2-2167	Plate (folding top main pivot bracket support mounting)	53084-5
Piston packing repair kit	2-2356	Plate (folding top side rail cover rear latch striker)	54730
Piston ring set - complete engine ring set kit	6149	Plate (frame hoist)	00304
Piston (transmission front band servo)	7A260	Plate (front & rear brake shoe anchor pin guide)	2028
Piston (transmission front band servo accumulator)	7371	Plate (front body pillar)	02664
Piston (transmission front band servo release)	7366	Plate (front body pillar hinge anchor)	02638
Piston (transmission front clutch)	7A361	Plate (front brake backing)	2012-3
Piston (transmission rear band servo)	7A266	Plate (front door check arm access)	21146
Piston (transmission rear clutch)	7-7514	Plate (front door inside panel cover)	21122-3
Piston & coupling (power steering)	3-3750	Plate (front door lock control knob cover)	21994
Piston & pin set	6108-9	Plate (front door lock control knob escutcheon retaining)	21992
Piston - pin & retainer set	6108	Plate (front door lock mounting)	21878-9
		Plate (front door lock striker anchor)	22024
		Plate (front door window upper stop anchor)	21782

## Alphabetical Index - Continued

Part Name	Group Number	Part Name	Group Number
Plate (front fender headlamp opening cover)	16363	Plate (transmission clutch)	7B164
Plate (front fender headlamp opening face)	16396	Plate (transmission control end body)	7-7733
Plate (front floor pan name)	11608	Plate (transmission control lower valve body end)	7-7014
Plate (front name)	16604	Plate (transmission control lower valve body side)	7729
Plate (generator front)	10139	Plate (transmission control lower valve body side)	7-7739
Plate (generator front bearing retainer)	10098	Plate (transmission control upper valve body)	7A393
Plate (generator less spacer)	10050	Plate (transmission control upper valve body)	7A396
Plate (heater motor mounting)	18581	Plate (transmission control valve body separating)	7A008
Plate (heater servo backing)	15787	Plate (transmission front clutch external spline)	7-7573
Plate (instrument cluster back)	10843	Plate (transmission front clutch pressure)	7B066
Plate (instrument panel) name	04460	Plate (transmission oil pressure regulator body separating)	7A142
Plate (lower back panel name)	40466	Plate (transmission rear clutch external spline)	7-7518
Plate (muffler inlet pipe hanger) mounting	5A208	Plate (transmission rear clutch pressure)	7-7522
Plate (name)	16098-9	Plate (turn signal switch)	13304
Plate (name) "Premier" quarter panel	25622-3	Plate (upper back panel lift to floor bracket anchor)	46748
Plate (outside air intake control lever anchor)	19770	Plate (vacuum pump lock)	6616
Plate (power steering pump)	3775	Plate (window regulator single switch mounting)	14523
Plate (power steering pump pressure)	3A645	Plate (windshield header dowl striker)	03474
Plate (quarter outside moulding retainer)	29282	Plate & brush (horn blowing ring contact)	3-3784
Plate (quarter window hinge retaining)	30344-5	Plate & brush (horn blowing ring contact)	13A808
Plate (radiator support to cowl top brace anchor)	12901	Plate & mask (control panel finish)	10967
Plate (radio speaker mounting)	18962	Plate & retainer (instrument control back)	10968
Plate (rear brake backing)	2211-2	Plate & rotor - folding top hydraulic lift pump kit	53442
Plate (rear bumper jack)	17918	Plenum chamber (heater)	18471
Plate (rear door inside panel cover)	24766-7	Plug (antenna lead-in cable)	18A904
Plate (rear door window stabilizer arm mounting)	26660	Plug (camshaft bearing)	6266
Plate (rear door window upper rear stop) anchor	26050	Plug (carburetor float needle seat)	9944
Plate (rear floor fuel tank upper tube seal) retaining	10742	Plug (carburetor fuel inlet strainer)	9A540
Plate (rear lamp body reinforcing)	13462	Plug (carburetor fuel level check)	9562
Plate (rear seat radio speaker mounting)	67320	Plug (carburetor pump discharge)	9-9975
Plate (rear spring center bolt)	5708	Plug (cylinder block oil line)	6-6028
Plate (rear spring "U"-bolt)	5798-9	Plug (folding top hydraulic lift reservoir filler hole)	53450
Plate (regulator hinge spring reinforcement)	10568	Plug (fuel inlet strainer)	9A540
Plate (roof side outer name) Continental	50400	Plug (fuel pump rocker arm pin hole)	9A360
Plate (servo contact)	15792	Plug (oil pan drain)	6730
Plate (shock absorber mounting)	18076	Plug (oil pump relief valve)	6A616
Plate (spare wheel mounting)	1446	Plug (power steering hydraulic control valve)	3-3314
Plate (starter motor brush end)	11049	Plug (power steering pump flow control valve)	3B591
Plate (starter rear end)	11130	Plug (roof drip side rear finish moulding sealing)	51812
Plate (steering column opening cover)	01698-9		

## Alphabetical Index - Continued

Part Name	Group Number	Part Name	Group Number
Plug (steering column) anti-noise	3-3820	<b>Q</b>	
Plug (steering connecting link extension)	3328	Quarter outside moulding clip kit	350005
Plug (valve rocker arm shaft)	6572	Quarter outside rear moulding clip kit	350004
Plug button (front door run bolt access hole)	22826	Quarter panel lower rear edge moulding retainer kit	350006
Plug button (front door window frame bolt access hole)	22286	Quarter wheel opening cover finish panel nut kit	350003
Plunger (automatic throttle control electro magnet)	19671	Quarter wheel opening cover moulding clip kit	350002
Plunger (brake master cylinder)	2-2158	Quarter wheel opening cover rear moulding retainer kit	350007
Plunger (carburetor dashpot)	9800	<b>R</b>	
Plunger (oil pump relief valve)	6674	Race (converter stator clutch)	7946
Plunger (transmission control selector lever)	7361	Race (converter stator clutch)	7947
Plunger (transmission manual valve detent)	7-7607	Race (steering gear worm) outer	3614
Point (generator regulator voltage limiter contact post)	10653	Race (transmission front clutch sun gear thrust bearing) rear	7-7549
Pointer (timing)	6023	Rack & shaft (power steering gear)	3524
Poppet (brake booster diaphragm)	2-2301	Radiator	8005
Poppet replacement kit	2-2344	Radio	15801
Power brake conversion kit	2-2005	Radio antenna housing & outer mast kit	19095
Power lock differential case (rear axle)	4213	Radio antenna kit	18813
Power steering control valve seal kit	3316	Radio receiver kit	18805
Power steering cover & valve seal kit	3747	Rail (belt side)	41736-7
Power steering cylinder seal kit	3A764	Rail (folding top) side center	51154-5
Power steering pump roller kit	3612	Rail (folding top side) front	53104-5
Power steering pump seal kit	3B728	Rail (folding top side) rear	53138-9
Power steering pump valve kit	3A561	Rail (folding top side) rear	53196-7
Power steering rack & piston kit	3-3781	Rail (roof side) outer	51218-9
Power steering recirculating ball kit	3647	Rail (roof side inner)	51142-3
Power steering worm & adaptor kit	3-3782	Rail (roof side inner) front	51184-5
Prism (transmission control selector dial position)	7A028	Rail (roof side inner) rear	51212-5
Pulley (generator)	10130	Rail (roof side outer) front	51186-7
Pulley (parking brake cable)	2804	Rail (roof side outer) rear	51224-5
Pulley (power steering crankshaft)	6312	Rainshield (front door ventilator window)	22884-5
Pulley (power steering pump)	3A733	Rear door safety lock kit	18333
Pulley (water pump)	8509	Rear shock absorber & bushing kit	18125
Pump (fuel)	9350	Rear spring rear shackle & front bolt kit	5630
Pump (fuel & vacuum)	9350	Rear wheel brake cylinder repair kit	2128
Pump (oil)	6600	Receptacle (front door ash)	23980
Pump (power steering)	3A674	Receptacle (instrument panel ash)	04810
Pump (transmission oil front)	7A103	Receptacle (quarter ash)	30702
Pump (transmission oil rear)	7A149	Register (front door arm rest vent air outlet)	67346
Pump (water - less pulley)	8501	Register (heater air rear)	15562
Pump assembly (power steering) less housing	3B715	Register (roof side)	19893
Pump & harness (push button lubrication)	19564		
Pump - vacuum (oil & vacuum pump)	6713		

## Alphabetical Index - Continued

Part Name	Group Number	Part Name	Group Number
Register (ventilator)	01814	Reinforcement (rear lamp opening)	27970-1
Register (ventilator)	01820	Reinforcement (rear wheel opening)	28006
Register & control (a/cond. instrument panel)	19A934	Reinforcement (roof panel) center	50244
Regulator (back window) less motor	40830	Reinforcement (roof panel) front	50283
		Reinforcement (roof panel) rear	50291
Regulator (front door window)	23202-3	Reinforcement (roof side outer rail at center pillar)	51202
Regulator (front door window) electric control	23208-9	Reinforcement (upper suspension arm mounting bracket)	5053
Regulator (front door window) less motor & drive	23208-9	Reinforcement (windshield opening) lower side	03468-9
Regulator (front seat adjusting)	60472-3		
Regulator (generator)	10505	Relay (a/cond. blower)	14677
Regulator (instrument cluster voltage)	10804	Relay (antenna)	15040
Regulator (quarter window)	30306-7	Relay (automatic headlamp dimmer)	13A025
Regulator (quarter window)	30380-1	Relay (automatic throttle control)	19771
Regulator (rear door window) electric	27008-9	Relay (auxiliary starter)	11505
Regulator (rear door window) manual	27000-1	Relay (back window & seat regulator controls)	14512
Regulator (transmission oil pressure)	7A139	Relay (control box power) electric door locks	15692
Reinforcement (a/cond. control mounting)	19987	Relay (convertible top latch) safety	15693
Reinforcement (back window glass top run-retainer)	42080	Relay (relay panel signal) gas gauge	15854
		Relay (seat regulator control)	14546
Reinforcement (back window glass top run retainer)	42081	Relay (servo control)	12719
Reinforcement (center body to floor side member)	24320-1	Relay (starting motor)	11450
Reinforcement (cowl top radiator support brace)	03742-3	Relay (top control motor)	15672
Reinforcement (floor) front	5-5041	Relay (window regulator ignition safety)	14677
Reinforcement (floor) rear	5-5124	Relay & bracket (horn)	13853
		Remote control (front door lock)	21818-9
Reinforcement (floor pan at main pivot bracket)	10718	Remote control & link (rear door lock)	26404-5
Reinforcement (floor side member to front side member)	10002-3	Reservoir (brake)	2063
Reinforcement (folding top rear bow track)	51522-3	Reservoir - folding top hydraulic lift kit	53376
Reinforcement (front suspension No. 1 cross member outer)	10228-9	Reservoir (power steering pump)	3531
		Reservoir (windshield washer)	17618
Reinforcement (front suspension No. 2 cross member upper outer)	10546-7	Resistor (generator regulator absorbing)	10594
Reinforcement (luggage compartment door opening-upper)	44802	Resistor (generator regulator field)	10570
Reinforcement (power steering oil reservoir orifice)	3B563	Resistor (ignition coil)	12250
		Resonator	5212
Reinforcement (quarter lock pillar) upper	28210-1	Restrictor (lubricator vacuum)	19A529
Reinforcement (quarter panel) lock side	28200-1	Retainer	42487
Reinforcement (quarter panel) lock side	28216-7	Retainer (antenna actuator wire)	19067
Reinforcement (quarter panel wheel opening)	28332-3		
		Retainer (antenna control cable)	19104
Reinforcement (quarter panel wheel opening)	42612-3	Retainer (antenna drive tension spring)	19121
Reinforcement (rear bumper impact bar at guard)	17230	Retainer (back-up & luggage compartment lamp lens)	15522
Reinforcement (rear door glass frame) lower-rear	26286	Retainer (back window) center	42280
Reinforcement (rear door glass frame) upper front	26290	Retainer (back window) side	42284-5
		Retainer (back window & windshield outside moulding)	42480
		Retainer (back window division bar outside moulding)	42294

# Alphabetical Index - Continued

Part Name	Group Number	Part Name	Group Number
Retainer (back window division bar outside moulding)	42296	Retainer (folding top side rail cover to quarter window filler)	54748
Retainer (back window glass top run)	42074	Retainer (folding top side rail deck)	52714
Retainer (back window outside lower moulding)	42487	Retainer (front & rear door moulding)	29316-7
Retainer (back window side moulding)	42318	Retainer (front door ash receptacle less receptacle)	23806
Retainer (back window side moulding)	42466-7		
Retainer (body rocker panel moulding)	10182	Retainer (front door belt moulding) rear door & quarter panel	21060
Retainer (body side stone guard)	25670	Retainer (front door garnish moulding spacer)	20918
Retainer (brake booster body piston packing)	2394	Retainer (front door lower moulding)	21094
Retainer (brake booster body piston return spring)	2-2327	Retainer (front door lower ornament)	21096
Retainer (brake booster diaphragm poppet)	2-2297	Retainer (front door opening front windlace)	02614
Retainer (brake booster piston felt)	2429	Retainer (front door outside handle push button)	22442-3
Retainer (brake booster vacuum poppet valve)	2-2438	Retainer (front door outside lower moulding)	21066
Retainer (brake equalizer lever)	2A613	Retainer (front door outside ornament)	21098
Retainer (brake master cylinder)	2-2522	Retainer (front door wiring shield)	24882
Retainer (brake master cylinder compensating port spring)	2-2165	Retainer (front fender apron & radiator support bolt)	16218
Retainer (brake master cylinder plunger seal)	2-2159	Retainer (front grille)	28506
Retainer (carburetor accelerator pump check valve)	9575	Retainer (front seat back ash receptacle)	62868
		Retainer (front seat back side shield) lower	62182
Retainer (carburetor bowl vent spring)	9-9704	Retainer (front suspension lower-arm ball joint dust seal)	3A027
Retainer (carburetor power jet needle valve)	9607	Retainer (front suspension upper arm ball joint dust seal)	3058
Retainer (carburetor pump link)	9599	Retainer (front wheel grease)	1190
Retainer (carburetor pump operating lever)	9568	Retainer (fuel pump diaphragm spring)	9371
Retainer (carburetor secondary diaphragm ball check valve)	9607		
		Retainer (fuel pump oil seal)	9468
Retainer (carburetor vacuum distributor ball check valve)	9607	Retainer (fuel pump push rod)	9423
Retainer (carburetor vacuum distributor check valve)	9575	Retainer (garnish mouldings)	42468
Retainer (cowl trim panel)	02354-5	Retainer (glove compartment cover)	06208
		Retainer (glove compartment door to body filler)	06094
Retainer (diaphragm rod)	12388	Retainer (grommet wire thru dash)	14608
Retainer (distributor breaker plate)	12146	Retainer (heater servo control arm)	12717
Retainer (distributor cam)	12177	Retainer (horn blowing ring medallion)	13A810
Retainer (door lock cylinder)	22023	Retainer (ignition switch bezel)	11585
Retainer (folding top bow)	50363	Retainer (instrument panel)	04439-41
Retainer (folding top bow)	51418	Retainer (instrument panel ash receptacle)	04826
Retainer (folding top bow listing)	50156	Retainer (instrument panel cover) center	04592
Retainer (folding top compartment cover)	23898	Retainer (instrument panel cover) side	04590-1
Retainer (folding top compartment side trim panel)	54460	Retainer (lash adjuster)	3610
Retainer (folding top compartment trim) front	54676	Retainer (luggage compartment door moulding)	42516
		Retainer (luggage compartment side lining board)	45434
Retainer (folding top compartment trim) rear	54674-5	Retainer (oil filter element)	6898
Retainer (folding top compartment trim) side-front	54624-5	Retainer (outside air intake grille)	19768
Retainer (folding top compartment trim) side-rear	54672-3	Retainer (outside belt moulding)	29128
Retainer (folding top side rail bumper)	53066	Retainer (outside moulding)	25575
Retainer (folding top side rail cover) outer	54714	Retainer (parking brake cable grommet)	2-2287
		Retainer (piston pin)	6140
		Retainer (power steering hose insulator)	3A610

## Alphabetical Index - Continued

Part Name	Group Number	Part Name	Group Number
Retainer (power steering oil reservoir filter spring)	3B756	Retainer (seat trim strap)	63520
Retainer (power steering pump relief valve)	3-3627	Retainer (speedometer driven gear)	17292
Retainer (quarter arm rest) panel to pillar	31684	Retainer (steering column opening seal) inner	3-3513
		Retainer (steering column opening seal) outer	3-3515
Retainer (quarter ash) less lighter & receptacle	30714-5	Retainer (steering shaft upper bearing)	3B610
Retainer (quarter outside lower rear corner moulding)	29302	Retainer (steering wheel hub cap)	3657
Retainer (quarter outside moulding & ornaments)	29120	Retainer (top lift to floor bracket)	50816
		Retainer (top moulding) center & rear door	20490
		Retainer (top moulding) end & rear door	21044
Retainer (quarter outside moulding & ornaments)	29302	Retainer (top side quarter cover)	52728-9
Retainer (quarter outside moulding & ornaments)	29366	Retainer (transmission control selector indicator lamp housing)	15815
Retainer (quarter outside moulding & ornaments)	29372	Retainer (transmission control selector lever spring)	7-7345
Retainer (quarter outside rear moulding)	16266		
Retainer (quarter outside rear moulding)	28820		
Retainer (quarter outside rear moulding)	29144	Retainer (transmission front band servo accumulator spring)	7374
Retainer (quarter trim belt moulding)	31320	Retainer (transmission front band servo piston)	7A269
Retainer (quarter trim water shield)	31240	Retainer (transmission main oil pressure regulator valve)	7A478
Retainer (quarter wheel opening cover front moulding)	20783		
Retainer (quarter wheel opening cover moulding)	20782	Retainer (transmission parking pawl toggle lever support pin)	7-7326
Retainer (quarter window guide button)	30370	Retainer (transmission parking pawl toggle return spring)	7-7323
Retainer (radiator support to cowl top brace)	12748	Retainer (transmission rear band servo piston spring)	7B264
Retainer (ratchet bar locking spring)	2786		
Retainer (rear door glass front weatherstrip)	25342-3		
Retainer (rear door outside handle button)	26432-3	Retainer (transmission rear servo accumulator spring)	7-7371
		Retainer (turn signal control arm)	13347
Retainer (rear door outside moulding)	25562	Retainer (upper back panel front weatherstrip)	41942-3
Retainer (rear door wiring shield)	24882		
Retainer (rear parking brake lever pin)	2106		
Retainer (rear spring axle bumper)	5-5789		
Retainer (rear wheel bearing)	4020	Retainer (upper back panel front weatherstrip)	41944
Retainer (rear wheel bearing inner)	1180	Retainer (upper back panel to seat back opening cover)	40558
Retainer (robe cord) center	62834	Retainer (valve spring)	6514
Retainer (rocker panel curb moulding)	10198		
Retainer (roof headlining header strip)	50966	Retainer (windshield outside moulding)	03166
Retainer (roof headlining side retaining) rear strip	50992	Retainer (windshield outside moulding)	03188
Retainer (roof headlining support) rear	52180-2	Retainer (windshield washer coordinator adaptor)	17605
Retainer (roof outside rear moulding)	50034		
Retainer (roof side inner moulding)	51756	Retainer & clip (upper back panel to seat back opening cover)	40554

## Alphabetical Index - Continued

Part Name	Group Number	Part Name	Group Number
Retainer & receptacle (quarter ash) less lighter & light	30708-9	Rod (carburetor pump operating)	9B512
Ring (a/cond. compressor clutch) slip	2980	Rod (carburetor secondary throttle control)	9C504
Ring (brake booster body piston packing)	2357	Rod (carburetor throttle synchronizer)	9591
		Rod (carburetor to transmission control shaft)	9747
Ring (camshaft sprocket lock)	6258	Rod (connecting)	6200
Ring (fuel tank sender retainer locking)	9277	Rod (front door lock push button)	21852-3
Ring (generator bearing stop)	10163	Rod (front seat track latch tie)	61726-7
Ring (headlamp adjusting)	13041	Rod (fuel pump push)	9400
Ring (headlamp bulb retaining)	13015-18	Rod (parking brake equalizer)	2628
Ring (horn blowing)	13A800	Rod (power steering piston)	3810
Ring (oil pump intermediate shaft retainer)	6629	Rod (rear door lock) push button	26460-1
		Rod (transmission control shaft to transmission)	7A186
Ring (power steering cylinder cap retaining)	3A746	Rod (transmission manual shift)	7325
Ring (power steering gear cylinder piston)	3-3569	Rod (transmission parking pawl torsion lever)	7-7322
Ring (power steering pump vane)	3A644	Rod (valve push)	6565
Ring (power steering valve retaining)	3757	Rod & ball stud (steering spindle arm connecting)	3280-1
Ring (roadlamp retainer)	15214	Rod & connector (radio antenna)	18A848
Ring (transmission front clutch piston spring retainer pressure)	7-7563	Roller (belt driven power steering pump)	3-3684
Ring gear & pinion (rear axle)	4209	Roller (door window regulator)	23240
		Roller (heater servo arm)	18988
Riser (rear seat front)	60650	Roller (quarter window guide)	29824
Rivet (distributor cap clamp)	12145	Roller (rear door window front guide)	25750
Rivet (front door division bar weatherstrip)	21524	Roller (rear door window front guide upper)	25776
Rivet (generator & starter locking)	10088	Roller (transmission rear clutch sun gear front bearing)	7-7507
Rivet (generator brush end plate)	11069	Rotor (distributor)	12200
Rivet (starter brush end plate)	11069	Rotor (lighting switch)	11A645
Roadlamp (clear lens) accessory	15200	Rotor (power steering pump)	3-3692
Rod (accelerator pedal to shaft)	9727	Run (back window glass) side	40744-5
Rod (accelerator shaft to transmission control shaft)	9784	Run (back window glass) side lower	40746-7
Rod (brake master cylinder push)	2143	Run (back window glass) top	40742
Rod (carburetor accelerator pump piston operating)	9526	Run (front door glass) lockside	21508-9
		Run (front door glass) lockside	21550
		Run (front door glass) top	21596
Rod (carburetor air cleaner air duct thermostat)	9666	Run (front door ventilator window) division bar	21546
Rod (carburetor choke connector)	9A766	Run (front door ventilator window division bar) lower	21632-3
Rod (carburetor choke control)	9A599	Run (rear door glass) hinge side	25728
Rod (carburetor dashpot connecting)	9A527	Run (rear door glass) lower rear	25746
Rod (carburetor fast idle)	9598	Run (rear door glass) top	25766
Rod (carburetor metering)	9A526	Run (rear door ventilator window division bar)	26882-4
Rod (carburetor pump link to carburetor vent lever)	9531		



## Alphabetical Index - Continued

Part Name	Group Number	Part Name	Group
<b>S</b>			
Scoop (outside air intake)	19884-5	Seal (antenna motor extension neck)	14863
Screen (a/cond. compressor suction fitting)	19662	Seal (back window division bar outside moulding)	42434
Screen (carburetor secondary fuel inlet)	9-9919	Seal (battery access cover)	01645
Screen (converter housing air intake)	7993	Seal (brake booster push rod)	2384
		Seal (brake booster push rod to piston)	2-2411
Screen (converter housing air outlet)	7-7997	Seal (brake booster slave cylinder end body)	2437
Screen (cowl top vent)	02285	Seal (brake master cylinder plunger)	2-2160
Screen (oil pump)	6623	Seal (carburetor accelerator pump piston operating rod)	9B501
Screen (outside air intake scoop)	19886	Seal (carburetor air cleaner element)	9610
Screen (radio speaker)	18836		
		Seal (carburetor air horn)	9-9635
Screen (transmission oil pan)	7A098	Seal (carburetor choke air inlet tube)	9655
Screen (ventilator air duct)	01900	Seal (carburetor fast idle rod)	9B501
Screen & retainer (carburetor filter)	9938	Seal (carburetor fuel inlet valve "o" ring)	9569
Screen cover & inlet tube (oil pump)	6615	Seal (carburetor idle adjusting needle)	9634
Screen cover & inlet tube (oil pump)	6622	Seal (converter housing front cover)	6411
Screw (a/cond. compressor suction)	2-2945	Seal (crankshaft front oil)	6700
Screw (brake booster atmospheric poppet valve silencer)	2-2509	Seal (crankshaft rear main bearing cap)	6336
Screw (carburetor choke plate attaching)	9A767	Seal (crankshaft rear oil)	6701
		Seal (dash panel heater opening cover)	01810
		Seal (distributor base to cylinder block)	12143
Screw (carburetor countershaft lever attaching)	9586	Seal (door outside handle push button)	22478-9
Screw (carburetor dashpot adjusting)	9801	Seal (front door outside panel to vent window front)	21622-3
Screw (carburetor fast idle cam operating lever)	9586	Seal (front fender to bumper)	16304-5
Screw (carburetor throttle plate attaching)	9586		
		Seal (front fender to cowl)	16126
Screw (distributor bracket) lock	12230	Seal (front fender to front body pillar)	16246
Screw (folding top balance link adjusting)	50490-1	Seal (front suspension upper arm ball joint dust)	3332
Screw (folding top lock transmission mounting)	53587	Seal (heater case to core support reinforcement)	16295
Screw (front & rear brake adjusting)	2041	Seal (heater core to case)	18658
Screw (front & rear brake wheel cylinder bleeder)	2208	Seal (heater core to support reinforcement)	15975
Screw (front door ventilator window) upper pivot	22964	Seal (hood hinge bracket to body)	16878
Screw (front seat adjuster regulator)	60429	Seal (hood lock support to hood)	16764
Screw (generator rear end plate terminal)	10211	Seal (housing top cover dust)	3747
Screw (headlamp adjusting)	13032	Seal (luggage compartment door ornament)	43502
Screw (pole piece)	10044	Seal (oil pan to oil pump tube)	6698
Screw (rope cord end anchor)	62812	Seal (oil pump inlet tube)	6643
Screw (steering gear adjusting)	3577	Seal (oil pump intermediate shaft)	6A001
Screw (transmission planetary support locking)	7A291	Seal (outside air intake scoop)	19892
Screw (valve rocker arm adjusting)	6549	Seal (power steering adaptor cover oil)	3330
Screw assembly (folding top lock)	54601	Seal (power steering cylinder cap)	3-3822
Scuff plate (front door)	13208-9	Seal (power steering gear control valve sleeve)	3816
Scuff plate (front seat back frame) inner	61182	Seal (power steering gear piston)	3805
Scuff plate (rear door)	13228-9	Seal (power steering gear sector shaft grease)	3-3749
Seal (a/cond. compressor crankshaft)	19670	Seal (power steering housing end cover)	3747
Seal (a/cond. evaporator case)	14985	Seal (power steering pump rotor shaft)	3B592
Seal (a/cond. hose coupling adaptor)	19A593	Seal (power steering pump to cylinder front cover)	3A583
Seal (a/cond. servo switch)	15779	Seal (quarter panel to wheelhouse)	28067

## Alphabetical Index - Continued

Part Name	Group Number	Part Number	Group Number
Seal (quarter panel wheel opening cover) lower	27986	Seat (transmission oil pressure regulator valve spring)	7-7466
Seal (radiator air side deflector) outer	8348	Seat (transmission rear clutch piston spring)	7-7516
Seal (rear axle driving pinion oil)	4676		
Seal (rear bumper end brace spacer)	17623	Seat (transmission rear pump check valve)	7-7712
Seal (rear door front extension upper)	25412-3	Seat (vacuum pump diaphragm)	9302
		Selector (carburetor float bowl vent)	9557
Seal (rear door inside panel at belt) rear	25410-1	Selector (transmission control)	7200
Seal (roof drip side finish rear moulding)	51790		
Seal (roof side rail weatherstrip)	51650	Separator (a/cond. compressor suction line oil)	19707
Seal (speedometer drive gear oil)	17298	Separator (ignition wires)	12297
Seal (starter motor to flywheel housing)	6436	Servo (heater & air conditioner control)	19532
		Shackle & stud (rear spring)	5713
Seal (steering column opening)	3513	Shaft (brake master cylinder operating lever)	2482
Seal (steering column opening cover plate)	01738		
Seal (steering gear housing oil)	3591	Shaft (brake pedal)	2478
Seal (steering gear sector shaft grease)	3A718	Shaft (carburetor choke)	9547
Seal (steering gear shaft-weather)	3B631	Shaft (differential pinion)	4211
		Shaft (distributor)	12175
Seal (steering gear worm oil)	3-3560	Shaft (drive)	4602
Seal (steering idler arm)	3197	Shaft (folding top lock drive)	50622
Seal (steering linkage ball stud)	3332		
Seal (transmission front band servo piston oil)	7A294	Shaft (front suspension upper arm) inner	3056
Seal (transmission front band servo retainer accumulator)	7375	Shaft (luggage compartment door lock cylinder)	43867
		Shaft (oil pump intermediate)	6A618
Seal (transmission front clutch piston oil) outer	7A548	Shaft (outside air intake flue damper operating)	19881
Seal (transmission front pump oil)	7A248	Shaft (outside rear view mirror control)	17154
Seal (universal joint grease)	7078	Shaft (power steering pump rotor)	3B559
Seal (upper back inside panel)	40557		
Seal (valve push rod cover ventilation tube)	6769	Shaft (quarter ventilator window handle)	30293
		Shaft (steering gear)	3525
Seal (valve rocker arm cover stud)	6570	Shaft (steering gear sector)	3575
Seal (valve stem)	6571	Shaft (transmission control to accelerator)	7A185
Seal (vent air inlet duct)	01998	Shaft (transmission front band actuating lever)	7A165
Seal (vent air valve outlet joint)	01957		
Seal (ventilation duct)	18682	Shaft (transmission input)	7015
		Shaft (transmission output)	7060
Seal (water pump)	8564	Shaft (transmission rear band actuating lever)	7A171
Seal (weatherstrip outside top moulding retainer)	03160	Shaft (valve rocker arm)	6563
Seal (wheel bearing - inner oil)	1177	Shaft & bearing (rear axle)	4234-5
Seal ring (transmission front band servo accumulator)	7381	Shaft & bracket (accelerator)	9725
Seal ring (transmission front band servo accumulator)	7382	Shaft & housing (front seat adjuster regulator)	60448
Sealer & reconditioner (convertible top black)	50563	Shaft & lever (carburetor choke)	9546
Seat (lighting switch rheostat tension spring)	11693	Shaft & lever (carburetor primary throttle)	9581
Seat (master cylinder outlet valve)	2-2179	Shaft & lever (carburetor pump operating)	9-9991
Seat (power steering reservoir filter retaining spring)	3B754	Shaft & lever (carburetor secondary throttle)	9A592
Seat (shock absorber & stabilizer insulator)	18031	Shaft & lever (carburetor thermostatic choke housing)	9A753
Seat (steering connecting link extension ball stud)	3320	Shaft & torsion bar (steering gear lower)	3B699
Seat (steering connecting link extension ball stud spring)	3326	Shaft or pin (carburetor float lever)	9558
Seat (transmission front clutch lube valve)	7-7614	Shaft valve & weight (carburetor auxiliary throttle)	9A534
		Shell (fuse holder)	14430

## Alphabetical Index - Continued

Part Name	Group Number	Part Name	Group Number
Shield (a/cond. compressor pulley bearing)	2-2900-1	Shroud & grommet (steering column) upper	3530
Shield (battery)	10746	Side (body less doors)	20010-11
Shield (brake master cylinder heat)	2137	Slat (folding top No. 4 bow)	50340-1
Shield (folding top compartment water)	54682-3	Sleeve (antenna mounting clamp)	15102
Shield (folding top lift pump hose to floor)	53242	Sleeve (door lock pawl stop)	21909
Shield (front door water trim)	23318	Sleeve (drag link adjusting)	3310
Shield (front door wiring)	20768-9	Sleeve (hood catch control cable)	16877
Shield (front door wiring)	20770-1	Sleeve (luggage compartment door lock cylinder)	43603
Shield (front fender splash) front	16A573	Sleeve (roof lift mounting bolt bushing)	53939
Shield (front fender splash) rear	16102-3	Sleeve (steering column upper bearing)	3518
Shield (front seat back) side	61616-7	Sleeve (transmission clutch & governor oil distributor)	7A168
Shield (front seat cushion) side	62186-7	Sleeve (transmission parking pawl torsion lever support)	7014
Shield (front seat track)	62162-3	Sleeve (vacuum pump tube retainer)	17A451
Shield (front suspension upper arm ball joint dust)	3055	Sleeve (valve spring retainer)	6517
Shield (generator splash)	10170	Sleeving (generator field coil lead insulating)	10195
Shield (luggage compartment door lock-inside)	43208	Slide (folding top rear bow guide)	51530
Shield (quarter trim water)	31090-1	Slide (front seat track)	62588
Shield (radiator splash)	8A095	Slide (rear door window stabilizer arm)	25808
Shield (radiator splash)	16550	Slide (windshield wiper motor control)	12738
Shield (rear door water trim)	20318	Slinger (crankshaft oil)	6310
Shield (rear door wiring)	24784-6	Slinger (driving pinion shaft oil)	4670
Shield (rear lamps)	13A414	Slinger (generator armature bearing oil)	11114
Shield (rear seat back rear support) water	62465	Slinger (water pump shaft)	8550
Shield (spark plug ignition wire heat)	12299	Snap ring	3-3326
Shield (steering connecting link extension ball stud dust)	3343	Snap ring (brake master cylinder piston)	2174
Shield (transmission oil seal dirt)	7A376	Snap ring (brake master cylinder plunger retaining)	2-2162
Shield (windshield wiper cable)	12752	Snap ring (converter stator clutch)	7945
Shim (differential bearing adjusting)	4067	Snap ring (fan)	8630
Shim (door lock striker plate)	22058	Snap ring (steering gear sector)	3-3548
Shim (driving pinion front bearing adjusting)	4672	Snap ring (transmission front band servo accumulator)	7384
Shim (driving pinion rear bearing adjusting)	4109	Snap ring (transmission front band servo piston retainer)	7-7366
Shim (front spring)	5355	Snap ring (transmission front clutch cylinder)	7-7567
Shim (front suspension lower arm front mounting bolt)	3054	Snap ring (transmission governor retaining)	7-7136
Shim (front suspension upper arm mounting)	3043	Snap ring (transmission output shaft ring gear retainer)	7-7065
Shim (front ventilator window to door)	22256	Snap ring (transmission planetary clutch)	7-7037
Shim (inside visor arm clip)	04176	Snap ring (transmission rear band servo piston retainer)	7-7417
Shim (power steering gear shaft adjusting)	3763	Snap ring (transmission rear clutch piston spring retainer)	7-7517
Shim (rear spring)	5727	Snap ring (transmission rear clutch plate retainer)	7-7523
Shock absorber (front)	18045		
Shock absorber (rear)	18080		
Shroud (carburetor air cleaner duct)	9-9648		
Shroud assembly (fan)	8146		
Shroud & grommet (steering column) lower	3533		

## Alphabetical Index - Continued

Part Name	Group Number	Part Name	Group Number
Snap ring (transmission speedometer gear retaining)	7059	Spacer (front door vent window motor mounting bracket)	20973
Snap ring (universal joint spider bearing retaining)	7096	Spacer (front door window regulator drive worm)	23590
Snap ring (valve tappet)	6-6507	Spacer (front shock absorber mounting bracket) lower	18A010
Spacer (water pump housing)	8576	Spacer (front stabilizer bar)	5490
Socket (front & rear brake adjusting screw)	2048	Spacer (front suspension upper arm mounting)	3035
Socket (transmission control selector lever)	7A138	Spacer (fuel pump link & spring retainer)	9382
Socket & retainer (cigar lighter)	15055	Spacer (generator mounting bracket) front	10148
Socket & rim (courtesy lamp) under instrument panel)	13714 13714	Spacer (horn bracket spring)	13827
Socket & wire (courtesy lamps)	13A444	Spacer (instrument cluster)	10886
Socket & wire (courtesy lamps) front doors	13720	Spacer (power steering valve spool stop)	3753
Socket & wire (dome lamp)	13793	Spacer (push button lubrication)	19576
Socket & wire (luggage compartment lamp)	19B527	Spacer (quarter outside upper rear end moulding)	29374
Socket & wire (parking lamp)	13234-5	Spacer (quarter upper trim support panel with weatherstrip)	31312-3
Socket & wire (rear lamps)	13407	Spacer (radiator grille bar - lower bracket)	8219
Socket & wiring (reading lamp)	13750	Spacer (rear bumper end brace)	17609
Socket & wiring (rear lamp)	13410	Spacer (rear door outer ornament)	25620
Socket & wiring (rear license & rear quarter courtesy)	13412	Spacer (rear door upper trim support)	26012-3
Solenoid (electric door lock)	14021	Spacer (rear floor pan to fuel tank)	11404
Solenoid - front seat adjuster regulator nut 4 & 6 way kit	60406	Spacer (rear shock absorber)	18199
Solenoid - front seat adjuster regulator nut kit	60406	Spacer (rear suspension arm to axle bracket insulator)	5893
Solenoid (luggage compartment electric door lock)	14030	Spacer (robe cord) center	62832
Spacer (a/cond. instrument panel L. H. register)	19B696	Spacer (roof side rail weatherstrip)	51328
Spacer (air control cable to instrument cluster)	18416	Spacer (top control switch)	15682
Spacer (back window housing cover)	42112	Spacer (transmission low oil pressure regulator valve)	7470
Spacer (brake pedal)	2A188	Spacer (transmission oil distributor tube)	7-7885
Spacer (carburetor choke housing to throttle body)	9686	Spacer (valve spring)	6515
Spacer (carburetor main body to throttle body)	9515	Spacer (water pump front)	8A501
Spacer (carburetor to intake manifold)	9A589	Spacer (water pump pulley to fan)	8546
Spacer (compressor mounting bracket)	2887	Spacer (windshield outside top moulding)	03200
Spacer (crankshaft damper)	6359	Spacer (windshield wiper mounting) outer	17519-20
Spacer (door scuff plate)	13204	Spark plug	12405
Spacer (door trim lower moulding)	21128	Spark plug & coil high tension wires kit	12259
Spacer (door window garnish moulding)	20922	Speaker (radio)	18808
Spacer (equalizer lever)	3573	Speaker (rear seat)	18971
Spacer (exhaust manifold to muffler inlet pipe)	5B243	Speedometer cable tip replacement kit	17A254
Spacer (export cylinder head)	6A017	Speedometer (miles)	17255
Spacer (export cylinder head)	6032	Spider (universal joint)	7084
Spacer (export cylinder head)	9444	Spindle connecting rod kit	3A130
Spacer (floor reinforcement)	5-5129	Spindle (front wheel)	3105
Spacer (front door remote control) escutcheon	21844	Spring (accelerator shaft retracting)	9737
Spacer (front door upper trim support panel)	22364-5	Spring (antenna actuator drive clutch) tension	18A854
		Spring (antenna drive tension)	19118
		Spring (ash receptacle retainer cover tension)	30728-9

## Alphabetical Index - Continued

Part Name	Group Number	Part Name	Group Number
Spring (back window regulator counter balance)	40867	Spring (directional signal switch plate retainer)	13343
Spring (brake booster atmospheric poppet valve hold down)	2-2442	Spring (distributor diaphragm)	12225
Spring (brake booster body piston reaction)	2-2358	Spring (distributor shaft)	12213
Spring (brake booster body piston return)	2361	Spring (distributor weight)	12191-2
		Spring (door outside handle push button)	22462
Spring (brake booster check valve)	2-2371		
Spring (brake booster control valve return)	2A157	Spring (electric antenna anti-rattle)	15636
Spring (brake booster vacuum valve poppet return)	2-2441	Spring (exhaust control valve)	9449
		Spring (folding top lock)	53533
Spring (brake drum silencer)	1140	Spring (folding top side quarter tension)	52806
Spring (brake master cylinder compensating port)	2-2164		
Spring (brake master cylinder outlet valve)	2183	Spring (front & rear brake adjusting screw)	2049
Spring (brake pedal retracting)	2472	Spring (front & rear brake cylinder piston return)	2204-5
		Spring (front & rear brake shoe hold down)	2068
Spring (camshaft thrust piston)	6276	Spring (front & rear brake shoe retracting)	2035
Spring (carburetor accelerator pump lever return)	9636	Spring (front door inside handle)	22624
Spring (carburetor accelerator pump operating rod)	9986		
		Spring (front door lock cylinder keyhole cover)	22006-7
Spring (carburetor accelerator pump piston operating rod)	9636	Spring (front door lock main)	21858
Spring (carburetor air cleaner air duct intake valve plate)	9-9653	Spring (front door lock operating lever retaining)	22075
		Spring (front door lock remote control)	21910
Spring (carburetor bowl vent)	9A509	Spring (front door lock toggle)	21872-3
Spring (carburetor dashpot plunger return)	9589		
Spring (carburetor fast idle cam)	9B569	Spring (front door regulator counterbalance)	23318
Spring (carburetor fast idle cam lever adjusting)	9578	Spring (front door ventilator window handle)	22986
		Spring (front door window regulator-counter balance)	27048
Spring (carburetor filter screen retainer)	9937		
Spring (carburetor float)	9A519	Spring (front seat track assist)	61828
Spring (carburetor fuel inlet connection)	9937	Spring (front seat track latch)	61883
Spring (carburetor fuel inlet seat retainer)	9959	Spring (front suspension)	5310
Spring (carburetor idle adjusting needle)	9578	Spring (fuel & vacuum pump rocker arm)	9380
		Spring (fuel filler opening door hinge)	40679
Spring (carburetor metering rod tension)	9587		
Spring (carburetor pump chamber vent operating rod)	9560	Spring (fuel filter retaining)	9342
Spring (carburetor pump lever adjusting screw)	9571	Spring (fuel pump diaphragm)	9396
Spring (carburetor pump piston return)	9B545	Spring (fuel pump rocker arm)	9380
		Spring (fuse holder)	14434
Spring (carburetor secondary throttle diaphragm return)	9B504	Spring (generator bearing)	10087
Spring (carburetor secondary throttle override)	9B561		
Spring (carburetor throttle flex)	9624	Spring (generator brush)	10057
Spring (carburetor throttle lever adjusting screw spring)	9578	Spring (headlamp ring)	13031
		Spring (hood hinge)	16789
Spring (carburetor throttle shaft return)	9A538	Spring (hood lock)	16767
Spring (carburetor throttle stop screw)	9578	Spring (hood lock)	16772
Spring (carburetor vacuum piston)	9B548		
		Spring (hood lock)	16921
		Spring (horn blowing ring)	13A807
		Spring (ignition switch retaining)	11581
		Spring (instrument panel ash receptacle retaining cover)	04834-5
		Spring (jack hold down)	17114
		Spring (lighting switch rheostat tension)	11692
		Spring (lighting switch rotor)	11A646
		Spring (luggage compartment door hinge)	42760
		Spring (luggage compartment door hinge)	42892

## Alphabetical Index - Continued

Part Name	Group Number	Part Name	Group Number
Spring (luggage compartment door hinge assist)	42762	Spring (transmission front clutch piston disc)	7B050
Spring (luggage compartment door lock key hole cover)	43567	Spring (transmission front pump check valve)	7A205
Spring (oil filter element retainer)	6889	Spring (transmission gear shift anti-vibrator)	7242
Spring (oil pump relief valve)	6670	Spring (transmission low oil pressure regulator valve)	7-7465
Spring (oil pump screen)	6628	Spring (transmission main oil pressure regulator valve)	7A270
Spring (outside air intake flue damper operating assist)	19917	Spring (transmission manual valve detent lever)	7A261
Spring (outside rear view mirror control arm retaining)	14831	Spring (transmission parking pawl toggle return)	7-7314
Spring (outside rear view mirror control shaft handle guide)	17161	Spring (transmission parking pawl torsion)	7A180
Spring (parking brake retracting)	2456	Spring (transmission rear band servo accumulator)	7-7369
Spring (parking brake strut to shoe)	2139	Spring (transmission rear band servo piston)	7-7415
Spring (power steering hydraulic valve centering)	3-3582	Spring (transmission rear clutch piston)	7A480
Spring (power steering lower shaft)	3A594	Spring (transmission rear pump check valve)	7A128
Spring (power steering oil reservoir filter element retaining)	3B686	Spring (transmission throttle valve return)	7-7761
Spring (power steering pump flow control valve)	3-3612	Spring (turn signal control arm tension)	13346
Spring (power steering pump relief valve)	3B608	Spring (turn signal switch pawl)	13316
Spring (power steering reaction control)	3-3756	Spring (vacuum pump diaphragm)	9315
Spring (power steering thrust bearing)	3-3757	Spring (valve)	6513
Spring (quarter window regulator counterbalance)	30351	Spring (valve rocker arm locating)	6587
Spring (quarter window regulator guide roller)	30348	Spring (window regulator housing retainer clip fastener)	14851
Spring (ratchet bar locking)	2788	Spring & retainer (brake master cylinder return)	2145
Spring (rear)	5560	Spring & retainer (carburetor air cleaner air duct thermostat)	9662
Spring (rear door check on lower hinge)	26833	Spring & shaft (air cleaner air duct)	9670
Spring (rear door lock outside handle arm release)	21858	Spring washer (door vent window handle)	22982
Spring (rear license plate support)	13455	Sprocket (camshaft timing chain)	6256
Spring (roadlamp adaptor retainer)	15231	Sprocket (crankshaft)	6306
Spring (robe cord anchor plate)	62820	Stabilizer (quarter window glass frame)	30470-1
Spring (roof side rail flipper weatherstrip) striker	51659	Stabilizer bar to frame	5486
Spring (roof side rail weatherstrip) assist	51664-5	Starter brush kit	11057
Spring (seat regulator control knob pivot)	13703	Starting motor (less drive pin)	11002
Spring (starting motor brush)	11059	Stator (transmission)	7932
Spring (steering column upper bearing thrust)	12246	Steering column bearing - repair kit	3605
Spring (steering connecting link extension ball stud)	3327	Steering gear housing plug & seal kit	3-3780
Spring (transmission control bellcrank)	7245	Steering idler arm kit	3352
Spring (transmission control selector lever)	7B071	Steering sector adjuster shim kit	3763
Spring (transmission control selector stop)	7293	Stem (brake booster vacuum poppet compensator)	2-2437
Spring (transmission front band servo accumulator)	7365	Stem (brake master cylinder compensating port valve)	2-2354
Spring (transmission front band servo piston retracting)	7A003	Stem (front door window regulator handle)	23358
Spring (transmission front clutch lube valve)	7-7615	Stick (power steering reservoir oil level dip)	3A586
		Stiffener (valve rocker arm support)	6573
		Stop (back window) lower	42308
		Stop (distributor vacuum advance)	12202
		Stop (door window) upper	21768
		Stop (front door window) lower	21758

## Alphabetical Index - Continued

Part Name	Group Number	Part Name	Group Number
Stop (front door window upper)	21756	Strut (transmission front band actuating)	7A158
Stop (front seat back)	61064	Strut (transmission rear band actuating)	7-7421
Stop (instrument panel ash receptacle)	04858	Strut (transmission rear band anchor)	7A175
Stop (quarter window) lower	29805-6	Stud (antenna motor mounting)	12542
		Stud (folding top side rail cover front latch)	54706
Stop (quarter window regulator arm)	29822	Stud (quarter window guide roller)	29825
Stop (rear door window)	25816	Stud (rear door window center guide retainer clip)	26542
Stop (rear door window) lower	27070	Stud (rear shock absorber)	18193
Stop (rear door window) lower front	26056-7	Stud (rear shock - upper)	18196
Stop (rear door window) upper	25780-1	Support (back window regulator motor mounting)	40892
Stop (spare wheel)	1439	Support (brake pedal)	01516
Stop (steering arm)	3A706-7	Support (bumper to body) jack	17640-1
Stop (transmission rear band adjusting)	7-7426	Support (carburetor booster venturi)	9A523
Strainer (fuel pump filter bowl)	9365	Support (compressor mounting bracket)	2-2903
Strainer (package tray or rear seat back to floor)	46602-3		
Strainer (package tray to floor)	46610-1	Support (cowl side a/cond. mounting tray)	02250-1
Strainer (quarter wheelhouse)	28242	Support (folding top main pivot bracket)	53156-9
Strap (a/cond. muffler support)	19B695	Support (folding top main pivot bracket to wheelhouse)	53086-7
Strap (fuel tank support)	9092	Support (folding top rear bow track reinforcement)	51536-7
Strap (horn blowing ring ground)	12649		
Strap (ignition coil)	12044		
Strap (multiple lubricator harness)	19594	Support (folding top rear bow track reinforcement to wheelhouse brace)	51540-1
Strap (multiple lubricator harness)	19599	Support (front door arm rest)	24160
Strap (resonator inlet pipe)	5A268-9	Support (front door glass run) lower lock side	21514
Strap (roof side inner rear rail)	51316		
Striker (luggage compartment door lock)	43252	Support (front door vent window regulator)	23630-1
Striker (rear door window dovetail)	24858-9	Support (front fender apron & radiator)	16138
Strip (back window side glass retaining lower inner)	42056	Support (front fender apron & radiator)	16404
		Support (front fender apron & radiator side)	16424-5
		Support (front seat cushion side shield) front	62168
Strip (front door belt inner panel) finish	21108-9	Support (heater core)	15977
Strip (front door window glass retaining)	21478	Support (hood latch dowel)	16716
Strip (quarter window inside front finish)	29890-1	Support (hood lock)	16717
Strip (rear door belt inner panel finish)	25690-1	Support (instrument panel lower center extension)	04664
		Support (instrument panel lower outer extension to brake pedal support)	04668
Strip (rear door window inside finish) front	25390-1	Support (luggage compartment door lock cylinder shaft)	43612
Strip (roof headlining side retainer) rear	50940-1	Support (luggage compartment door opening upper reinforcement)	44838-9
Strip (roof headlining side retainer) rear	50956		
Strip (roof headlining side retaining)	50938		
Strip (roof headlining side retaining) center	50954	Support (muffler inlet pipe to frame)	5-5228
Strip (roof headlining side retaining) front	50936-7	Support (parking brake bracket to cowl side)	02246
Strip (roof headlining side retaining) front	50952	Support (power steering oil reservoir filter element)	3-3541
Strip (top side quarter cover lower retainer insert)	52730	Support (power steering pump)	3C511
Strip (upper back panel to seat back opening cover)	40572-3	Support (quarter trim water shield)	31152-3
Strut (parking brake)	2A642	Support (radiator grille) upper	8406
		Support (radio receiver)	18888

## Alphabetical Index - Continued

Part Name	Group Number	Part Name	Group Number
Support (radio receiver)	18890	Switch (radio foot control)	18608
Support (rear bumper mounting bracket)	17A863	Switch (rear window defroster)	18704
Support (rear door window) lower stop bracket	27076	Switch (roadlamp) accessory	15224
Support (rear license plate)	13419	Switch (seat regulator control) front	14A724
Support (rear seat back)	62332	Switch (stoplight)	13480
Support (rear seat front riser to quarter lock pillar brace)	62452-3	Switch (top control & door lock)	15668
Support (rear seat to floor)	61118-9	Switch (top control & top lock) limit	15678
Support (rectifier mounting bracket)	10339	Switch (top retract limit)	15A678
Support (roof headlining retaining)	52101-8	Switch (upper back panel & back window) limit	15A674
Support (starter cable)	14550	Switch (window regulator control)	14529
Support (transmission converter stator)	7A108	Switch (window regulator control) for multiple housing	14540
Support (transmission planetary)	7A130	Switch (window regulator control) L. H. quarter	14717
Support (upper back panel lift to floor bracket)	40540-1	Switch & knob (electric door locks)	14028
Support (valve rocker arm shaft)	6531	Switch & wire (glove compartment lamp)	14413
Support (wheelhouse strainer to rear floor cross member)	28357	Switch & wiring (directional signal)	13A319
Support & bracket (dome lamp moulding)	51486	Switch & wiring (heater servo control)	12686
Suppressor (ignition coil to distributor)	18811	<b>T</b>	
Switch (a/cond. blower)	19A642	Tank (fuel)	9002
Switch (a/cond. control cutout)	19757	Tappet (valve lifter)	6500
Switch (a/cond. servo)	19A773	Tee (multiple lubricator vacuum restrictor)	12569
Switch (a/cond. temperature control)	19A945	Tee (windshield washer hose)	17A601
Switch (antenna control limit)	14870	Tensioner (windshield wiper cable drive)	17590-1
Switch (auxiliary starter) vacuum	11504	Terminal (spark plug wire at distributor)	14453
Switch (carburetor fast idle)	9-9943	Terminal (starting motor field)	11102
Switch (convertible top-erect limit)	15822	Terminal (window regulator switch)	14733
Switch (convertible top latch motor) limit	15691	Terminals (insulators-connectors with wires)	14487-8
Switch (courtesy lamp)	12660	Terminals (wire)	9212
Switch (dome & courtesy lamps)	13752	Terminals (wire)	14461
Switch (dome, courtesy & luggage compartment lamps)	13713	Terminals (wire)	14464
Switch (electric antenna)	18863	Terminals (wire)	14468
Switch (headlamp dimmer)	13A024	Terminals (wire)	14474
Switch (heater blower)	18578	Thermostat (a/cond. evaporator temperature control)	19819
Switch (ignition)	11572	Thermostat (carburetor air cleaner air duct)	9-9666
Switch (instrument panel lamp)	13740	Thermostat (water)	8575
Switch (lighting)	11654	Tip (antenna mast)	19298
Switch (luggage compartment door lock) with cylinder & keys	3844	Tip (back window division bar outside moulding)	42470
Switch (luggage compartment door open limit)	14766	Tissue dispenser kit	19A549
Switch (luggage compartment lamp)	13546	Top (folding) less trim & No. 1 header bow	53001
Switch (master window control)	15106	Top (folding - less trim) includes header bow	53000
Switch (multiple lubricator vacuum contact)	14964	Touch-up paint (1 oz. tube)	19502
Switch (oil pressure sender)	9278	Touch-up paint (6 oz. spray can)	19500
Switch (parking brake signal)	15852	Track (folding top rear bow)	51524-5
Switch (power seat regulators)	14A701	Track (front seat)	61704-5
		Track & arm (front seat - 4-way) lower	61784-5



## Alphabetical Index - Continued

Part Name	Group Number	Part Name	Group Number
Track & support (front seat - 4-way) upper	61714-5	Tube (carburetor air cleaner air duct)	9-9673
Traffic lamp reflector - accessory kit	18342	Tube (carburetor balance)	9A501
Transmission (folding top lock)	53540-1	Tube (carburetor float bowl connecting)	9534
Transmission front clutch lube valve kit	7-7531	Tube (carburetor secondary venturi fuel supply)	9616
Transmission (less converter)	7003		
Transmission oil pressure regulator valve spring & retainer kit	7B025	Tube (carburetor secondary venturi fuel supply metering jet)	9A528
Transmission & converter	7000	Tube (carburetor thermostatic choke control) outlet	9819
Trap (a/cond. evaporator drain)	19998	Tube (cowl top inner panel drain)	02207
Tray (cowl side a/cond. unit mounting)	02264-5	Tube (crankcase ventilation)	6759
Treadle-vacuum repair kit	2-2354	Tube (distributor vacuum)	12226
Trim (horn blowing ring)	13A817	Tube (folding top compartment drain) front	54669
Trough (belt side drain)	41758-9	Tube (front & rear wheel brake)	2263-4
Trough (front door glass channel drain)	21566-7	Tube (fuel filter to carburetor)	9A247
Trough (luggage compartment door opening drain side)	45101	Tube (fuel pump to union)	9-9300
		Tube (fuel tank to fuel tank tube)	9288
Trough (luggage compartment door opening drain side)	45114-5		
Trough (luggage compartment door opening lower corner drain)	45118-9	Tube (fuel tank to pump)	9282
Trough (luggage compartment door opening) upper corner drain	45104-5	Tube (fuel tank to pump) front	9-9248
		Tube (fuel tank to pump) rear	9A323
Trough (timing chain lubrication)	6880	Tube (fuel tank to union)	9-9272
Trough (upper back panel end drain)	44842-3	Tube (fuel tank vent) upper	9A086
Trough assembly (luggage compartment door opening) upper drain	45102	Tube (heater water inlet)	18696
Trunnion (parking brake equalizer)	2-2629		
		Tube (heater water outlet)	18663
Tube (a/cond. compressor discharge)	19659	Tube (intake manifold to brake booster)	2-2349
Tube (a/cond. dehydrator & receiver to evaporator)	19835	Tube (intake manifold to brake booster)	2569
Tube (a/cond. evaporator inlet)	14995	Tube (multiple lubricator reservoir to pump)	14917
Tube (a/cond. evaporator inlet & outlet)	19A834	Tube (oil level indicator)	6754
Tube (a/cond. evaporator outlet)	14996	Tube (oil pan to oil pump)	6639
Tube (a/cond. evaporator to compressor shut off valve) front	19867	Tube (outside air intake drain)	19874
Tube (a/cond. evaporator to compressor shut off valve) rear	19852	Tube (power steering pump inlet)	3A580
		Tube (power steering return line)	3807
Tube (a/cond. front expansion valve to low pressure shut-off valve)	19973	Tube (thermostatic choke control heat)	9890
Tube (a/cond. receiver tank) front	19948	Tube (thermostatic choke control inlet)	9820
Tube (a/cond. receiver tank) rear	19943		
		Tube (transmission clutch & governor oil) front	7A173
Tube (automatic headlamp dimmer ballast)	13692	Tube (transmission clutch & governor oil) intermediate	7A170
Tube (automatic headlamp dimmer control)	13691	Tube (transmission clutch & governor oil) rear	7A174
Tube (brake body piston to hose)	2-2393	Tube (transmission compensation pressure oil)	7A206
Tube (brake master cylinder to connector)	2-2264		
Tube (brake reservoir to booster)	2A028	Tube (transmission control selector)	7212
		Tube (transmission front band servo oil)	7-7379
		Tube (transmission front band servo oil accumulator)	7385
		Tube (transmission lubricating oil)	7A208
		Tube (transmission main oil pressure)	7-7469
		Tube (transmission oil cooler) inlet rear	7B028
		Tube (transmission oil cooler discharge to sump)	7880
		Tube (transmission oil cooler oil)	7A031

## Alphabetical Index - Continued

Part Name	Group Number
Tube (transmission oil distributor)	7-7884
Tube (transmission oil filler)	7A228
Tube (transmission rear inlet oil)	7A160
Tube (transmission rear pump outlet tube)	7A204
Tube (vacuum pump to block)	6-6634
Tube (valve push rod cover ventilation - upper)	6499
Tube (valve rocker arm oil outlet)	6581
Tube (water by-pass)	8555
Tube (water by-pass) lower	8549
Tube (water by-pass) upper	8548
Tube (windshield wiper)	9-9392
Tube (windshield wiper)	17543
Tube (windshield wiper) hose	17536
Tube assembly (crankcase ventilation)	6758
Tube & brace (brake booster)	2-2207
Tube & clamp (steering column)	3514
Tube & clip (vacuum pump to windshield wiper motor hose)	17A452
Tube & link (front seat track equalizing)	61946
Tube & link (front seat track equalizing) vertical	61832
Tubing (brake & fuel line)	2269
Turbine (converter)	7920

### U

"U" bolt (exhaust system)	5B212
"U" bolt (exhaust system)	5A239
"U" bolt (muffler inlet crossover pipe)	5B207
"U" bolt (universal joint)	4529
Universal joint axle end - repair kit	7039

### V

Valve	6505
Valve	6507
Valve (a/cond. compressor) high pressure	19A900
Valve (a/cond. compressor) low pressure	19752
Valve (a/cond. compressor discharge)	2969
Valve (a/cond. compressor inlet)	2-2958
Valve (a/cond. condenser high pressure)	19715
Valve (a/cond. evaporator expansion)	19849
Valve (brake booster check)	2A185
Valve (brake booster control)	2A238
Valve (brake booster poppet)	2-2344
Valve (brake master cylinder outlet check)	2178
Valve (carburetor accelerator pump check intake)	9A541
Valve (carburetor float bowl vent)	9557
Valve (carburetor power jet)	9594
Valve (carburetor pump check)	9576
Valve (carburetor pump discharge needle)	9A516

Part Name	Group Number
Valve (carburetor spark control)	9905
Valve (carburetor vacuum distributor ball check)	9605
Valve (exhaust control)	9A427
Valve (fuel pump)	9352
Valve gasket set kit	6079
Valve (heater temperature regulator)	18502
Valve (heater water control)	18495
Valve (power steering gear hydraulic control)	3A730
Valve (power steering pump)	3A561
Valve (push button lubrication)	19573
Valve (transmission control manual)	7-7764
Valve (transmission front pump check)	7A202
Valve (transmission rear band servo check)	7-7658
Valve (transmission rear pump check)	7-7713
Valve (vacuum pump check)	9328
Valve & bracket (a/cond. compressor)	19750
Valve & controls (a/cond. modulating)	19963
Valve & seat (carburetor fuel inlet)	9564
Valve spool & sleeve (power steering gear)	3B702
Vane (power steering pump)	3-3695
Vent (transmission case)	7034
Venturi (carburetor primary) L. H.	9A531
Venturi (carburetor secondary)	9641
Venturi (carburetor secondary) L. H.	9A532
Venturi (carburetor secondary) L. H.	9A533
Venturi (carburetor secondary) R. H.	9A530
Venturi (power steering oil reservoir pump)	3760
Vest assembly - seat belt kit	61256
Vibrator (automatic headlamp dimmer)	18885
Visor (inside)	04100

### W

Washer (antenna center mast stop)	19120
Washer (brake booster push rod seal)	2385
Washer (brake master cylinder plunger seal back)	2-2161
Washer (carburetor accelerator pump operating rod seal retainer)	9566
Washer (carburetor choke rod seal)	9647
Washer (converter impeller thrust)	7-7909
Washer (converter stator thrust)	7937
Washer (converter thrust)	7962
Washer (crankshaft damper)	6378
Washer (differential gear thrust)	4228
Washer (differential pinion thrust)	4230
Washer (distributor shaft thrust)	12179
Washer (front hub bearing retainer)	1195
Washer (front shock absorber insulator)	18177

## Alphabetical Index - Continued

Part Name	Group Number	Part Name	Group Number
Washer (front suspension lower arm bushing)	3-3094	Weatherstrip (center body pillar upper) rear	24566-7
Washer (front suspension lower arm bushing compression front) outer	3091	Weatherstrip (door glass at belt outside)	21376
Washer (front suspension upper arm rear bushing) inner	3090	Weatherstrip (folding top center side rail) inner	51564-5
Washer (fuel pump rocker arm pin)	9418	Weatherstrip (folding top center side rail) outer	51552-3
		Weatherstrip (folding top front side rail)	51562-3
Washer (heater control lever thrust)	18616	Weatherstrip (folding top No. 1 bow) front	51338
Washer (housing end cover dust seal)	3342		
Washer (lash adjuster)	3-3821	Weatherstrip (folding top No. 1 bow) rear	51330
Washer (power steering worm seal retaining ring)	3767	Weatherstrip (folding top No. 4 bow to quarter panel)	51556-7
		Weatherstrip (folding top rear side rail) inner	51566-7
Washer (shock absorber) rear	18040	Weatherstrip (folding top rear side rail) outer	51558-9
Washer (shock absorber insulator)	18171		
Washer (shock absorber insulator) inner	18039	Weatherstrip (front door)	20530-1
Washer (spring)	53211	Weatherstrip (front door front) at belt inner	20568-71
Washer (spring three wave)	53210	Weatherstrip (front door glass at belt) outer	21452-3
Washer (spring three wave)	53213	Weatherstrip (front door glass at belt inside)	21456-7
		Weatherstrip (front door glass at belt inside less clips)	21446-7
Washer (spring three wave)	53217		
Washer (starter armature thrust)	11036	Weatherstrip (front door ventilator window)	21448-9
Washer (starter field terminal)	11093	Weatherstrip (front door ventilator window division bar)	21450
Washer (starter field terminal insulating)	11094	Weatherstrip (front fender apron splash panel)	16170
Washer (starting field terminal screw)	11095	Weatherstrip (front fender apron splash panel)	16187
Washer (steering gear worm thrust bearing nut lock)	3-3593	Weatherstrip (front fender apron to frame)	16254
Washer (transmission front clutch hub thrust)	7-7577	Weatherstrip (front fender rear splash shield inner)	16567
Washer (transmission front clutch sun gear thrust) front	7-7545	Weatherstrip (front fender rear splash shield to dash extension)	16132-3
Washer (transmission front clutch sun gear thrust) rear	7-7548	Weatherstrip (front fender splash shield) rear	16110-1
Washer (transmission input shaft thrust)	7019	Weatherstrip (front fender splash shield inner)	14253
Washer (transmission output shaft thrust) front	7-7067	Weatherstrip (luggage compartment door)	43720
		Weatherstrip (package tray to upper back panel)	46770
Washer (transmission output shaft thrust) rear	7B368		
Washer (transmission rear clutch sun gear)	7A166	Weatherstrip (quarter panel at wheelhouse) lower baffle	28162
Washer (transmission rear clutch sun gear counter thrust)	7-7524	Weatherstrip (quarter panel at wheelhouse) upper baffle	28124
Washer (valve rocker & shaft)	6590	Weatherstrip (quarter trim water shield)	16170
		Weatherstrip (quarter ventilator window)	30248-9
Washer (valve rocker arm shaft spring)	6598		
Washer (windshield wiper pivot shaft)	17541	Weatherstrip (quarter window) front	30146-7
Washer (windshield wiper pivot shaft to cowl top)	14813	Weatherstrip (quarter window) front lower corner	29748-9
Washer (windshield wiper pivot shaft to cowl top)	17A475	Weatherstrip (quarter window glass) outer	29732
Water deflector convertible header kit	12189	Weatherstrip (quarter window glass at belt) inside	29744
Water pump repair kit	8591	Weatherstrip (quarter window glass retaining)	29724
Weatherstrip (back window)	42084	Weatherstrip (rear door)	25324-5
Weatherstrip (back window glass at belt)	40760		
		Weatherstrip (rear door) glass front	25824-5
Weatherstrip (back window side glass)	42052-3	Weatherstrip (rear door) inside	25860
Weatherstrip (center body pillar upper) front	24560-1	Weatherstrip (rear door glass) extension run	25476

## Alphabetical Index - Continued

Part Name	Group Number	Part Name	Group Number
Weatherstrip (rear door glass at belt) outside	25596-7	Wire (convertible top latch motor ground)	14720
Weatherstrip (rear door glass at belt) outside	25604	Wire (convertible top latch motor ground jumper)	14722
Weatherstrip (rear door inside upper) rear extension	25478-9	Wire (courtesy lamp socket)	14389
Weatherstrip (rear door on center body pillar top)	25280-1	Wire (courtesy lamp switch)	13A709
		Wire (distributor breaker ground)	12264
		Wire (distributor terminal primary)	12216
Weatherstrip (rear door ventilator window)	26894-5		
Weatherstrip (rear door ventilator window division bar)	26906	Wire (distributor to spark plug) No. 1	12286
Weatherstrip (roof side rail)	51222-3	Wire (distributor to spark plug) No. 2	12283
Weatherstrip (roof side rail) center	51678-9	Wire (distributor to spark plug) No. 3	12284
		Wire (distributor to spark plug) No. 4	12287
Weatherstrip (roof side rail) front	51440-1	Wire (distributor to spark plug) No. 6	12285
Weatherstrip (roof side rail) rear	51468-9	Wire (distributor to spark plug) No. 7	12295
Weatherstrip (roof side rail front corner)	51676-7	Wire (distributor to spark plug) No. 8	12296
Weatherstrip (upper back panel) front	41940	Wire (electric door lock feed)	14014
Weatherstrip (upper back panel) rear	41938	Wire (front seat back cigar lighter)	14350
Weatherstrip (windshield)	03110	Wire (generator to generator regulator)	14305
Weatherstrip (windshield garnish moulding)	03198-9	Wire (ground)	14343
Weatherstrip (windshield outside upper moulding)	03154-5	Wire (high tension)	14296
Weatherstrip front door front - at belt kit	20340-1	Wire (ignition coil to ignition resistor)	14495
Weatherstrip rear door outside (upper rear extension)	25474-5	Wire (ignition switch to power window switch circuit breaker)	14626
Weatherstrip & retainer (quarter window)	29908-9		
Weatherstrip & retainer (quarter window) upper	29920	Wire (oil pressure gage connector)	9A282
Weight (carburetor pump discharge ball)	9B511	Wire terminal kit	14294
Weight (distributor)	12188	Wire (window regulator master switch feed)	14704
Weight (wheel balance)	1040	Wire (window regulator relay feed)	14A027
Welt (a/cond. instrument panel L. H. register)	14948	Wiring (a/cond. blower motor feed)	19949
Welt (instrument panel)	04354-5	Wiring (a/cond. blower switch feed)	19945
Welt (windshield garnish) lower moulding	03127	Wiring (a/cond. compressor clutch feed)	18429
Wheel	1007	Wiring (antenna switch feed)	18998
Wheel (a/cond. blower)	19834	Wiring (ash receptacle lamp feed)	14A012
Wheel (heater blower)	18504-5	Wiring (automatic headlamp dimmer)	13A000
Wheel (steering)	3600	Wiring (auxiliary starter switch to neutral switch)	11506
Wheelhouse (rear quarter)	27882-3	Wiring (carburetor fast idle)	9-9947
Wick (brake vacuum booster piston)	2348	Wiring (cigar lighter feed) L. H. rear door or quarter	14934
Window (front door ventilator-less glass)	21414-5	Wiring (circuit breaker to luggage compartment lock switch)	14A008
Window (quarter ventilator) less glass	29707		
Wing nut (carburetor air cleaner)	9-9663	Wiring (convertible top latch limit switch)	14719
Wire (antenna motor feed)	15773	Wiring (convertible top latch motor feed)	14718
Wire (antenna relay feed)	15767	Wiring (convertible top latch motor feed jumper)	14721
Wire (automatic headlamp dimmer)	13682-7	Wiring (dash panel to head lamp junction)	14290
Wire (automatic headlamp dimmer control ground)	13667		
Wire (back-up lamp socket)	15536	Wiring (dash to engine gage feed)	14289
Wire (cigar lighter feed) right front door	14932	Wiring (electric back window regulator)	14687
Wire (circuit breaker to starting motor relay)	15A666	Wiring (electric window regulator) front door	14630-1
Wire (coil to distributor) low tension	14302		

## Alphabetical Index - Continued

Part Name	Group Number	Part Name	Group Number
Wiring (electric windshield washer feed)	14297	Wiring (seat regulator jumper)	14A696
Wiring (front door electric locks)	14024-5	Wiring (starter relay to headlamp switch)	14A086
Wiring (headlamp)	14445	Wiring (starting motor window regulator & convertible top safety relays)	14679
Wiring (headlamp dimmer amplifier)	13A007		
Wiring (headlamp dimmer relay to headlamps)	14006		
Wiring (headlamp leads)	13105	Wiring (top control relay to circuit breaker)	15A668
Wiring (heater switch to blower motor)	18A627	Wiring (window regulator) rear doors	14632-3
Wiring (heater switch to circuit breaker)	14323	Wiring (window regulator) right rear quarter	14644
Wiring (heater switch to fuse panel)	18B371	Wiring assembly (seat regulator relay) feed	14A698
Wiring (horn relay to horns)	13A804	Wiring assembly (seat regulator switch to relay)	14A697
Wiring (interior lamps) feed	14334	Wiring & socket (ash receptacle lamp)	13A726
Wiring (luggage compartment lock switch to solenoid)	14794	Wiring - main (instrument panel to dash)	14401
Wiring (multiple lubricator)	19B503	Worm & coupling (front door window regulator drive) electric	23580
Wiring (rear door electric locks)	14026	Wrap (carburetor air cleaner element)	9B630
		Wrench (wheel & jack handle)	17035
Wiring (rear lamps)	14405	<b>Y</b>	
Wiring (rear seat speaker)	18A900	Yoke (folding top hydraulic lift piston shaft)	50632
		Yoke & plug (universal joint slip)	4841

### MEMO

# Numerical Cross Reference Index

PART NUMBER	BASIC PART NUMBER GROUP	
51A	1139	1131
LF	1233-A	1130
96H	2036	2035
COMM	2A103-A	2041
B9MM	2A104-A	2047
91T	2154-A	2152
96H	2198-A	2196-7
B9S	2198-A	2196-7
HFK	2200-A	2001
HFK	2200-B	2001
B9S	2202-A	2201
COLL	2202-A	2201
HFK	2222-A	2007
HFK	2222-B	2007
LD	2265-B	2263-4
LD	2267-A	2263-4
LF	2267-B	2263-4
LD	2268-A	2263-4
LF	2268-B	2263-4
LF	2282-A	2078
LF	2282-B	2078
B9MM	2A601-A	2139
B9LL	2A647-A	2-2619
COLL	3A086-A	3-3087
LD	3560-B	3525
LD	3583-A	3580
LD	3583-B	3580
FDU	3727-BP	3514
EDB9L	5A207-A	5270
LD	5280-A	5270
AB	5298-A	5270
LE	5298-B	5270
LF	5398-B	5270
LF	5416-A	5270
ECU	6380-A	6375
FDU	7213-A	7217
LD	9240-A	9-9241
LE	9453-A	9450
ECU	9548-A	9635*
B7A	9549-B	9545*
B5A	9611-A	9-9635*
B5A	9736-C	7245
B9LF	10000-B	10002
B9LF	10191-B	10175
B9LF	10192-B	10175

PART NUMBER	BASIC PART NUMBER GROUP	
B6A	10551-B	10540
FDU	10841-BP	10838
FDU	10894-A	10890
FEL	10894-B	10890
18	11056	11055
B6A	11091-A	10120
B8S	12043-A	12044
8EQ	12225	12191-2
LED	12240-A	13420
LED	12240-B	13420
ECU	12364-A	12226
EDB	12596-A	2-2965
BAK	12862-A	16604
B8LY	13A006-A	13105
PB9L	13043-A	13064
FFC	13043-B	13064
FAA	13064-A	13098
FDU	13076-A	13105
FEL	13076-B	13105
FFC	13076-C	13105
FFC	13076-D	13105
B9LF	13076-A	13105
B9LF	13076-C	13105
FFC	13212-D	13210
16H	13331	14526-7
FEL	13669-B	13564
FEL	13675-D	13550
FDU	13685-A	13A007
FDK	13693-A	14526-7
FEL	13697-A	13566
FEL	14007-A	13670
PB9L	14400-A	13A804
B	14455	14487-8
B7S	14546-B	19771
B	14585	14572
8M	14599	14572
FEL	15205-A	15229
FFC	15726-B	15852
COLB	16A009-B	16236
COLB	16021-E	16054-5
B9LB	16A074-A	16238-9
B9LB	16A075-A	16238-9
B9LB	16A078-A	16240-1
B9LB	16A079-A	16240-1
B9LB	16A198-A	16404

\* Shown in the carburetor charts which appear at the beginning of the 9000 basic group

# Numerical Cross Reference Index-Continued

PART NUMBER	BASIC PART NUMBER GROUP	PART NUMBER	BASIC PART NUMBER GROUP
COLB 16A578-A	16102-3	LF 22504-B	2263-4
BY 16755-C	16746	LF 22505-B	2263-4
EDG 16978-A	17536	ECU 22905-A	2902
B6S 17032-A	17035	LD 22907-A	2A028
PB8M 17150-A	6713	LD 33504-B	3504
5EH 17578	17543	43153-S	6345
B9LB 17A679-A	18208	MA 55256-B	5270
BY 17690-B	17069	EDG 66514-A	6515
BT 17702-A	17700	MG 77979-A	7980
BY 17702-A	17700	87036-S94	17298
BAK 17702-B	17700	EDG 88502-B	8501
LD 18054-A	18040	PB8M 88502-A	8501
PB6L 18077-A	18045	EAD 88558-A	8597
PB8L 18077-A	18045	97200-S8	2344
PB6L 18097-A	18080	EBJ 99380-A	9310
PB8L 18097-A	18080	EDG 99449-A	9448
FDU 18467-A	18455	ECZ 99509-A	9583*
FDU 18824-A	18817	ECZ 99510-A	9608*
FFC 18828-A	19107-9	ECU 99862-A	9853*
FFC 19095-A	19041	359390-S	6266
COAZ 19B684-A	19671	370724-S	6A616
B9LF 19A709-B	14905	372567-S	6266
FDD 19916-A	19881	372570-S	6266
FDU 19994-A	19690	374237-S	6345
LA 22139-B	2137	B9LB 5710066-A	10020-1
MC 22167-A	2167	B9LB 5710067-A	10020-1
LA 22249-A	2A028	COLB 5726686-A	26410-1
LD 22346-A	2-2344	COLB 5726687-A	26410-1
LD 22368-A	2-2207	COLB 6310472-B	10062-3
LF 22502-A	2078	COLB 6310473-B	10062-3
LF 22503-A	2073	BY 7651326-BP	51278
LF 22504-A	2263-4		

☆ Shown in the carburetor charts which appear at the beginning of the 9000 basic group

# Illustration Index

TITLE	PAGE	TITLE	PAGE
<b>A</b>		<b>C</b>	
Accelerator & Control Linkage - (56 - 57)	226	Camshaft & Related Parts - 368 C. I. D.	112
Accelerator & Control Linkage - (58)	227	Camshaft & Related Parts - 430 C. I. D.	112
Accelerator & Control Linkage - (59)	228	Carburetor, Carter-4V - (57)	209
Air Cleaner, Air Duct & Related Parts - (56)	215	Carburetor, Carter-4V - (59)	213, 214
Air Cleaner, Air Duct & Related Parts - (57)	215	Carburetor, Holley-2V - (58)	212
Air Cleaner, Air Duct & Related Parts - (58)	216	Carburetor, Holley-4V - (56)	207
Air Cleaner, Air Duct & Related Parts - (59)	217	Carburetor, Holley-4V - (58)	210
Air Conditioner Compressor - (56 - 57)	404	Carburetor, Holley-4V - (58)	211
Air Conditioner Compressor & Hoses - (58 - 59)	405	Center Body Pillar & Related Parts - (57 - 59)	535
Air Conditioner Condensor & Receiver - (56 - 57)	406	Converter & Related Parts - (56)	154
Air Conditioner Controls & Ductwork - (56 - 57)	408	Converter & Related Parts - (57)	155
Air Conditioner Evaporator - (56 - 57)	407	Convertible Top Back Window Lift Mechanism - (58 - 59)	611
Antenna - Electric Cable - (56 - 57)	413	Convertible Top Compartment Lift Mechanism & Weatherstrip - (58 - 59)	591
Antenna - Electric Reel - (56 - 57)	414	Convertible Top Electrical - (58 - 59)	299
Antenna - Electric Reel, Type "A" - (58)	415	Convertible Top Exterior Trim - (56 - 57)	609
Antenna - Electric Reel, Type "B" - (58)	416	Convertible Top Exterior Trim - (58 - 59)	610
Ash Receptacle & Cigar Lighter - Front Seat Back - (56 - 57)	639	Convertible Top Less Trim - (56 - 57)	606
Automatic Headlamp Dimmer - (56)	295	Convertible Top Less Trim - (58 - 59)	607
Automatic Headlamp Dimmer - (57 - 59)	295	Convertible Top Robot Locking Mechanism - (56 - 57)	297
Automatic Throttle Control - (56 - 58)	417	Convertible Top Robot Locking Mechanism - (58 - 59)	297
Automatic Transmission Case & Related Parts - T/D - (56 - 58)	144	Convertible Top Robot Locking Mechanism Electric Wiring - (56 - 57)	298
Automatic Transmission Case & Related Parts - T/R - (58 - 59)	145	Crankshaft, Flywheel & Related Parts - 368 C. I. D.	113
<b>B</b>		Crankshaft, Flywheel & Related Parts - 430 C. I. D.	113
Back-up Lamps - (56)	290	Cylinder Block, Plugs & Thermostats - 430 C. I. D. - (58 - 59)	108
Back-up Lamps - (57)	290	Cylinder Block & Related Parts - 368 C. I. D. - (56 - 57)	106
Back Window Exterior - Body Type 57 - (57)	582	Cylinder Block & Related Parts - 430 C. I. D. - (58 - 59)	107
Back Window Exterior - Body Type 58 - (57)	582	Cylinder Heads, Valves & Manifold	116
Back Window Exterior - Body Type 60 - (56 - 57)	581	<b>D</b>	
Back Window Exterior - Body Types 54, 65 & 75 - (58 - 59)	583	Defroster System - (56 - 57)	399
Back Window Exterior - Body Types 57 & 63 - (58 - 59)	583	Distributor - (56)	275
Back Window Exterior - Body Type 73 - (56)	581	Distributor - (57)	276
Back Window Interior, Glass Runs & Regulator - Body Types 54, 65 & 75 - (58 - 59)	584	Distributor - (58 - 59)	277
Battery Support - (56 - 57)	278	Door Electric Locking Mechanism - (58 - 59)	300
Battery Support - (58 - 59)	278	Door Lock & Handle - (58 - 59)	507
Brake Pedal	14	Drive Shaft - (56 - 59)	86
Brake System - (56 - 57)	5	<b>E</b>	
Brake System - (58 - 59)	6	Electrical Clips & Grommets	302
Brakes, Shoes, Lining, Cylinders, etc. - (56 - 59)	7	Engine - 368 C. I. D. - (56 - 57)	104
		Engine - 430 C. I. D. - (58 - 59)	105
		Engine Supports - 368 C. I. D.	109
		Engine Supports - 430 C. I. D.	110
		Engine Wiring - (56 - 57)	272



## Illustration Index - Continued

TITLE	PAGE
Engine Wiring - (58 - 59)	272
Exhaust System - (56 - 57)	91
Exhaust System - (58 - 59)	92
Exterior Mouldings - Body Type 57 - (57)	469
Exterior Mouldings - Body Type 58 - (57)	468
Exterior Mouldings - Body Type 60 - (56)	465
Exterior Mouldings - Body Type 60 - (57)	467
Exterior Mouldings - Body Type 63 - (58)	471
Exterior Mouldings - Body Type 63 - (59)	473
Exterior Mouldings - Body Type 73 - (56)	466
Exterior Mouldings - Body Types 53 & 57 - (58)	472
Exterior Mouldings - Body Types 53 & 57 - (59)	474
Exterior Mouldings - Body Types 54, 55, 68 & 75 - (58)	470
Exterior Mouldings - Body Types 54, 65, 68 & 75 - (59)	476
Exterior Mouldings - Body Types 65 & 68 - (59)	475
Exterior View, Continental - Front & Rear - (58)	452
Exterior View, Continental - Side - (58)	453
Exterior View - Front & Rear - (56)	446
Exterior View - Front & Rear - (57)	448
Exterior View, Lincoln - Front & Rear - (58)	450
Exterior View, Lincoln - Side - (58)	451
Exterior View - Side - (56)	447
Exterior View - Side - (57)	449

### F

Four-Way Electric Seat Mechanism - (56 - 57)	640
Four-Way Electric Seat Mechanism - (58 - 59)	641
Frame - (56 - 57)	90
Frame - (58 - 59) See Underbody Illustration	
Fresh Air Ventilating System - (56 - 57)	481
Front Bumper - (56)	378
Front Bumper - (57)	379
Front Bumper - (58)	380
Front Bumper - (59)	381
Front Cylinder Cover & Push Rod Cover	116
Front Door Arm Rest, Handles, Garnish, etc. - (58)	508
Front Door, Arm Rest, Handles, Garnish, etc. - (59)	509
Front Door Electric Window Regulator, Type "A" - (58 - 59)	530
Front Door Electric Window Regulator, Type "B" - (58 - 59)	530
Front Door Parts - (56)	504
Front Door Parts - (57)	505
Front Door Parts - (58 - 59)	506
Front Door Window Regulator - (58 - 59)	529
Front End Sheet Metal - (56 - 57)	362

TITLE	PAGE
Front End Sheet Metal - (58)	363
Front End Sheet Metal - (59)	364
Front Servo - T/D - (56 - 57)	150
Front Servo - T/R - (58 - 59)	151
Front Shock Absorbers - (56 - 59)	52
Front Suspension - (56 - 57)	40
Front Suspension - (58 - 59)	41
Front Wheel Hub, Bearings, Caps, etc. - (56 - 59)	1
Fuel Gauge Circuit - (57 - 59)	296
Fuel Pump & Filter - (58 - 59)	221
Fuel System - (56 - 57)	224
Fuel System - (58 - 59)	225
Fuel Tank Sender Unit - (56 - 58)	218
Fuel Tank Sender Unit - (59)	218
Fuel & Vacuum Lines - (56)	222
Fuel & Vacuum Lines - (57)	223
Fuel & Vacuum Pump - (56)	219
Fuel & Vacuum Pump - (57)	220

### G

Gear Train - T/D - (56 - 57)	146
Gear Train - T/R - (58 - 59)	147
Generator - (56 - 59)	273
Grille - (56)	191
Grille - (57)	191
Grille - Continental - (58)	192
Grille - Lincoln - (58)	192
Grille - Lincoln & Continental - (59)	193

### H

Headlamps - (56)	284
Headlamps - (57)	284
Headlamps - (58)	285
Headlamps - (59)	285
Heater & Air Conditioner Controls	409
Heater & Related Parts - (59)	403
Heater Blower & Controls - (56 - 57)	401
Heater Blower, Core & A/C Evaporator - (58 - 59)	402
Heater Servo Controls - (58)	410
Heater Servo Controls - (59)	411
Heater - Underseat - (56 - 57)	400
High Performance Fuel System - (58)	214A
Hood & Related Parts - (56 - 57)	365
Hood & Related Parts - (58)	366
Hood & Related Parts - (59)	367
Horns - (56 - 59)	281

### I

Instrument Cluster - (58 - 59)	280
Instrument Cluster Lower - (56 - 57)	279
Instrument Cluster Upper - (56 - 57)	279
Instrument Panel - (56 - 57)	492
Instrument Panel - (58 - 59)	493
Interior Lighting - (58 - 59)	283

## Illustration Index - Continued

TITLE	PAGE
Interior Mouldings - Body Type 60 - (56 - 57)	616
Interior Mouldings - Body Type 73 - (56)	615
Interior Mouldings - Body Types 57 & 58 - (57)	617
Interior Mouldings - Body Types 57, 63 65 & 75 - (58 - 59)	618

### L

Lift Assembly, Hydraulic Folding Top - (56 - 59)	608
Lower Back Panel Mouldings & Ornaments - (57)	585
Lower Back Panel Mouldings & Ornaments - (58)	586
Lower Back Panel Mouldings & Ornaments - (59)	587
Luggage Compartment Door Handle & Lock - (56)	588
Luggage Compartment Door Handle & Lock - (57)	588
Luggage Compartment Door Handle & Lock - (58)	589
Luggage Compartment Door Handle & Lock - (59)	589
Luggage Compartment Electric Locking Mechanism - (58 - 59)	301
Luggage Compartment Trim - (56 - 57)	590
Luggage Compartment Trim - (58 - 59)	590

### M

Main Control Valve - T/D - (56 - 58)	149
Main Control Valve - T/R - (58 - 59)	149
Master Cylinders - (56 - 59)	8
Moulding Clip Kits	477
Multi-Luber Harness - (56 - 58)	396
Multi-Luber Harness - (59)	397
Multi-Luber Pump - (56 - 58)	398
Multi-Luber Pump - (58 - 59)	398

### O

Oil Filler Tube	118
Oil Filter - 368 C. I. D.	118
Oil Filter - 430 C. I. D.	119
Oil Filter, Disposable Type - 368 C. I. D.	119
Oil Pressure Regulator - T/D - (56 - 58)	148
Oil Pressure Regulator - T/R - (58 - 59)	148
Oil Pump & Related Parts	117
Oil & Vacuum Pump & Related Parts	117

### P

Parking Brake - (59)	15
Parking Lamps - (56 - 57)	287
Parking Lamps - (58)	287
Parking Lamps - (59)	288
Piston & Connecting Rod - 368 C. I. D.	111
Piston & Connecting Rod - 430 C. I. D.	111

TITLE	PAGE
Power Booster Fan & Related Parts - 430 C. I. D.	190
Power Brake Booster - (56 - 57)	9
Power Brake Booster - (57 - 58)	10
Power Brake Booster - (58 - 59)	11
Power Brake Installation	12
Power Brake Pedal	13
Power Steering Pump & Reservoir - (56 - 57)	47
Power Steering Pump & Reservoir - (58 - 59)	48
Power Steering Pumps - C/shaft Driven - (59)	49
Power Steering Reservoir for C/shaft Driven Pump - (59)	54
Power Steering System - C/shaft Driven - (59)	50

### Q

Quarter Ash Receptacle - (56 - 57)	565
Quarter Ash Receptacle - (58 - 59)	565
Quarter Window Electric Regulator - Body Types 54, 65, & 75	563
Quarter Window Electric Regulator - Body Types 63 & 65 - (58 - 59)	562
Quarter Window Electric Regulator - Body Type 68 - (58 - 59)	561
Quarter Window Parts - (56 - 57)	558
Quarter Window Parts - Body Types 63 & 65 - (58 - 59)	560
Quarter Window Parts - Body Type 68 - (58 - 59)	559

### R

Radiator & Related Parts - 368 C. I. D.	187
Radiator & Related Parts - 430 C. I. D.	188
Radio & Speakers - (56 - 57)	412
Radio & Speakers - (58 - 59)	412
Reading Lamps - (58 - 59)	282
Rear Axle - (56 - 59)	83
Rear Bumper - (56)	382
Rear Bumper - (57)	383
Rear Bumper - (58 - 59)	383
Rear Door Arm Rest, Handles & Garnish - (58)	540
Rear Door Arm Rest, Handles & Garnish - (59)	541
Rear Door Electric Regulator, Type "A" - (58 - 59)	555
Rear Door Electric Regulator, Type "B" - (58 - 59)	555
Rear Door Parts - (56)	536
Rear Door Parts - (58 - 59)	539
Rear Door Parts - Body Type 57 - (57)	537
Rear Door Parts - Body Type 58 - (57)	538
Rear Lamps - (56)	291
Rear Lamps - (57)	291

## Illustration Index - Continued

TITLE	PAGE
Rear Lamps & Back-up Lamps - Continental - (58)	292
Rear Lamps & Back-up Lamps - Continental - (59)	293
Rear Lamps & Back-up Lamps - Lincoln - (58)	292
Rear Lamps & Back-up Lamps - Lincoln - (59)	293
Rear License Lamp - (56 - 57)	294
Rear License Lamp - (58 - 59)	294
Rear License Support - (56 - 57)	289
Rear Quarter Window Parts - (56)	564
Rear Servo - (56 - 57)	152
Rear Servo - (58 - 59)	153
Rear Shock Absorbers - (56 - 57)	84
Rear Springs, Hangers & Clips - (56 - 57)	84
Rear Suspension - (58 - 59)	85
Remote Control Mirror - (57 - 59)	418
Road Lamps - (56)	288
Road Lamps - (57)	288
Roof Side Rail & Weatherstrips - (58 - 59)	614
Roof Side Rail & Weatherstrips - Body Type 60 - (56 - 57)	612
Roof Side Rail & Weatherstrips - Body Types 57 & 58 - (57)	613

### S

Sheet Metal - Body Type 57 - (57)	458
Sheet Metal - Body Type 60 - (56)	454
Sheet Metal - Body Type 60 - (57)	457
Sheet Metal - Body Type 63 - (58 - 59)	463
Sheet Metal - Body Type 65 - (58 - 59)	460
Sheet Metal - Body Type 68 - (58 - 59)	462
Sheet Metal - Body Type 73 - (56)	455
Sheet Metal - Body Type 76 - (56)	456
Sheet Metal - Body Type 76 - (57)	459
Sheet Metal - Body Types 53 & 57 - (58 - 59)	464
Sheet Metal - Body Types 54 & 75 - (58 - 59)	461
Six-Way Electric Seat Mechanism - (57)	642
Six-Way Electric Seat Mechanism - (58 - 59)	643
Spare Tire Mount & Jack - (57 - 59)	2
Speedometer Gear & Cable - (56 - 59)	281
Stabilizer Bar - (56 - 59)	51

TITLE	PAGE
Starter - (56 - 59)	274
Steering Column Shifting Mechanism - (56 - 57)	158
Steering Column Shifting Mechanism - (58)	159
Steering Column Shifting Mechanism - (59)	160
Steering Gear - P/S - (56 - 57)	44
Steering Gear - P/S - (57 - 58)	45
Steering Gear - P/S - (58 - 59)	46
Steering Linkage - (56 - 59)	42
Steering System - Belt Driven - (58 - 59)	43
Steering Wheel & Horn Ring - (56 - 58)	53
Steering Wheel & Horn Ring - (59)	54

### T

Throttle & Manual Control Levers - (56 - 57)	142
Throttle & Manual Control Levers - (58 - 59)	143
Transmission Oil Cooler Tubes - (56 - 57)	156
Transmission Oil Cooler Tubes - (58 - 59)	157
Turn Signal Parts - (56 - 58)	286
Turn Signal Parts - (59)	286

### U

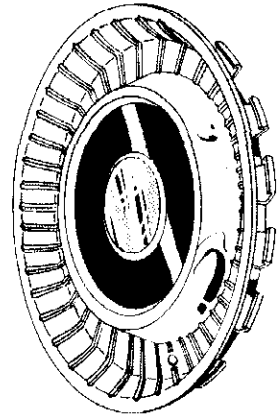
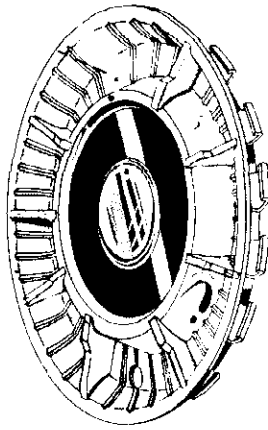
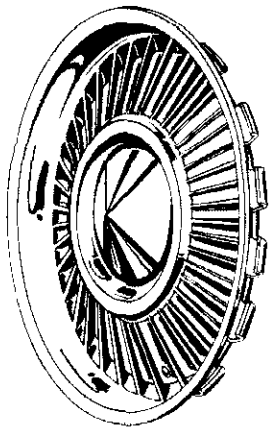
Underbody - (58 - 59)	499
-----------------------	-----

### V

Valves, Push Rods & Rocker Arm Covers - 368 C.I.D.	114
Valves, Push Rods & Rocker Arm Covers - 430 C.I.D.	115
Vent Window Regulator - (58 - 59)	529

### W

Water Outlet Connections - 368 C.I.D.	194
Water Outlet Connections - 430 C.I.D.	194
Water Pump & Related Parts - 368 C.I.D.	189
Water Pump & Related Parts - 430 C.I.D.	189
Wheel Cylinders - (56 - 59)	8
Windshield Exterior - (56 - 57)	481
Windshield Exterior - (58 - 59)	482
Windshield Washers - (56 - 59)	377
Windshield Wipers - (56 - 57)	376
Windshield Wipers - (58 - 59)	376



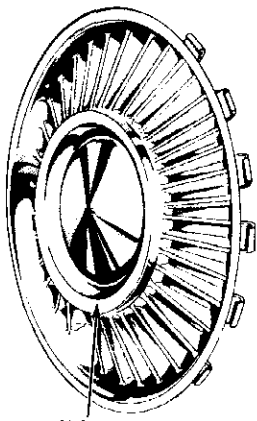
1130 EXCEPT MODELS 57A-B & 63A-B

1130 ACCESSORY

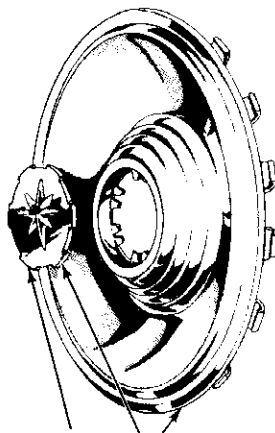
1130 EXCEPT MODELS 65A-68A-75A

1958-59

\*\*\*\*\*



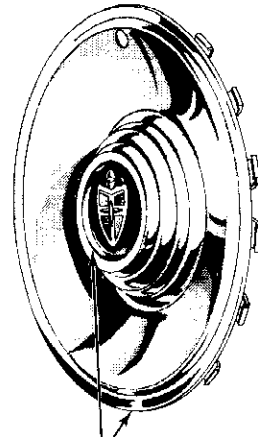
1130



1141

1130

1139 EXCEPT MODELS 60-E & 73-A

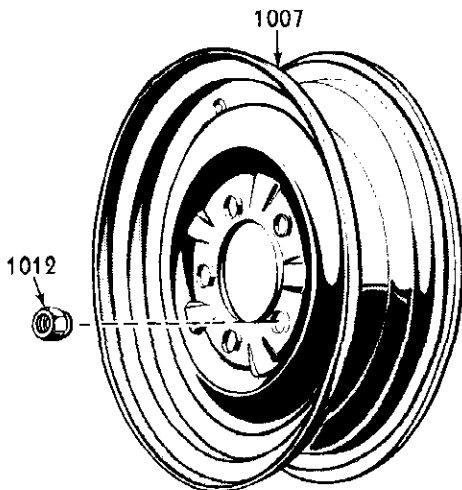


1130

1130 EXCEPT MODELS 60B-73B-76A

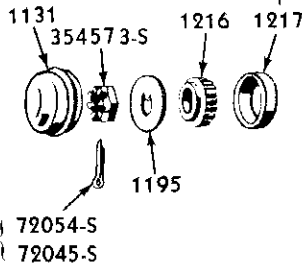
1956-57

\*\*\*\*\*



1007

1012



1131

354573-S

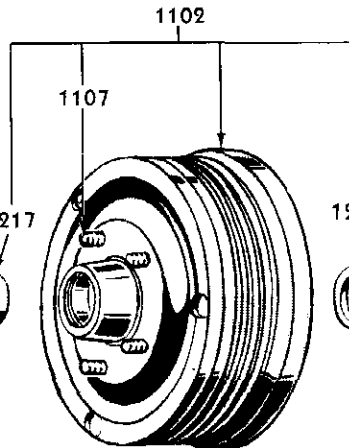
1216

1217

1195

72054-S

72045-S



1102

1107

1202

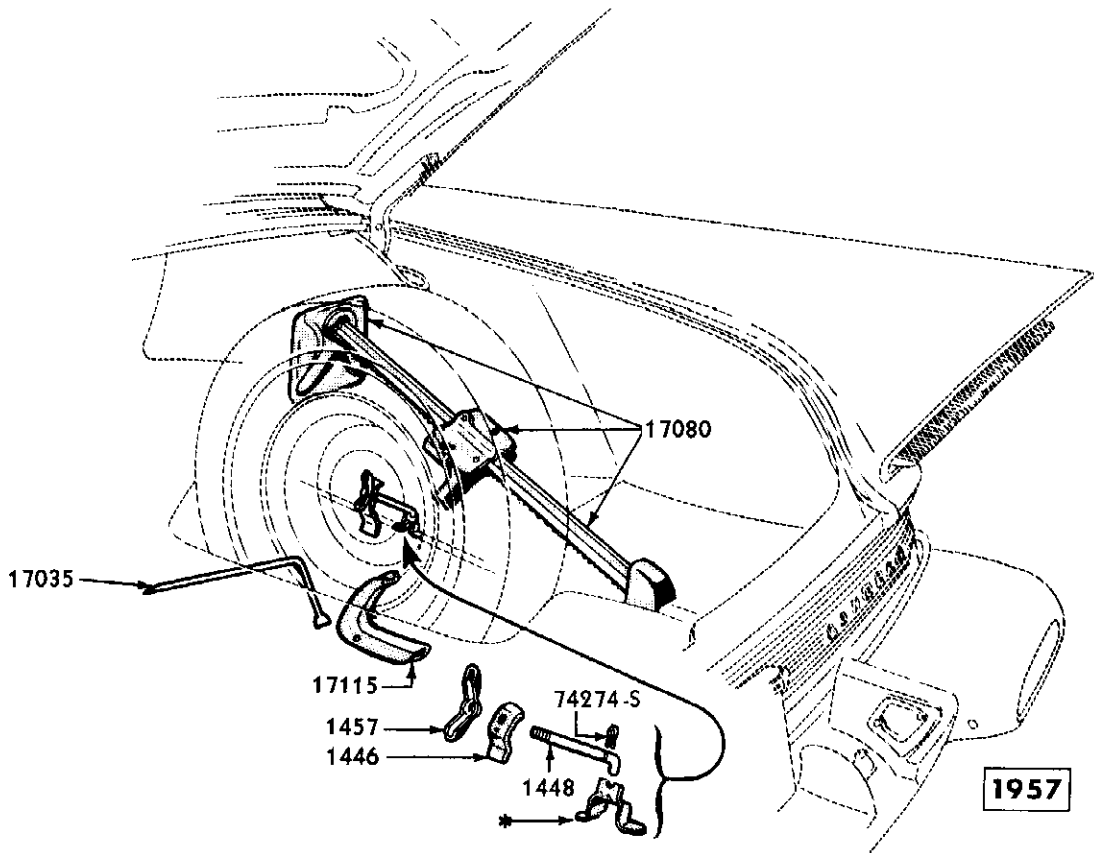
1201

1190

1956-59

PLC-230

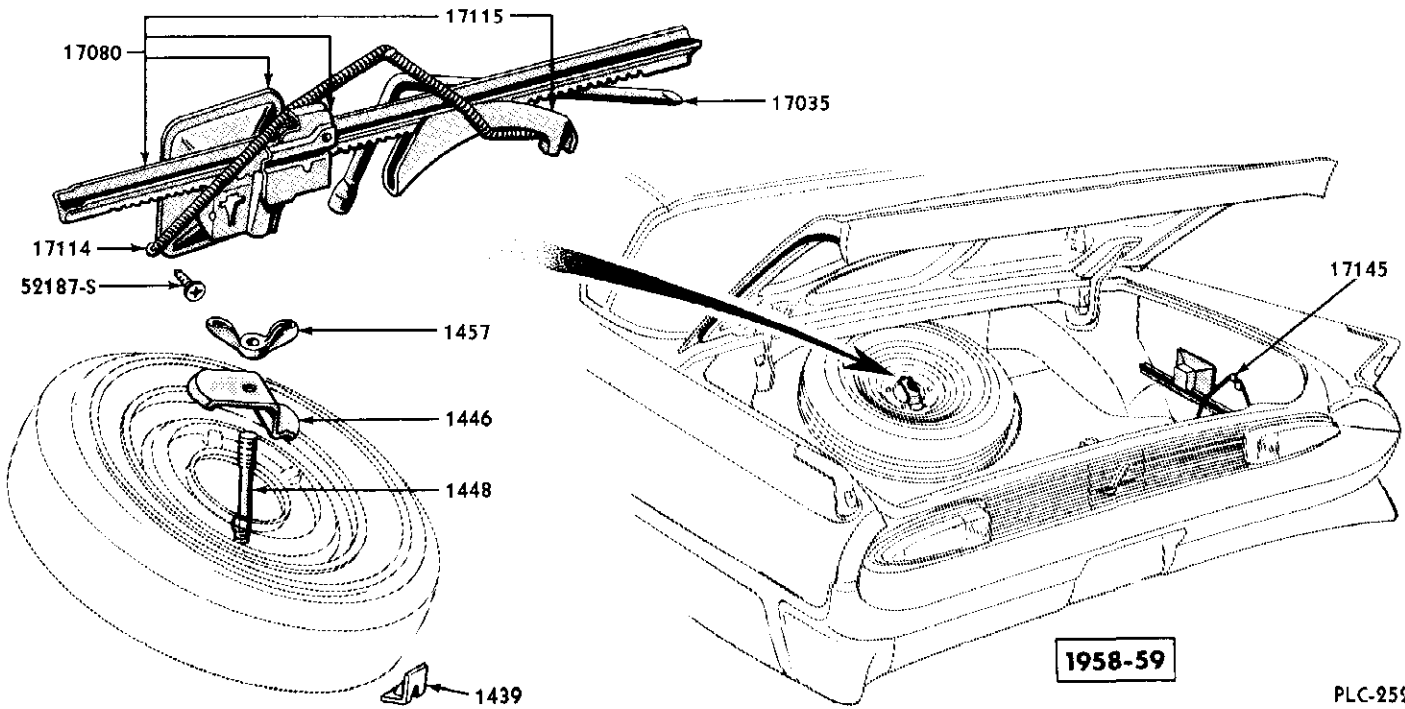
FRONT WHEEL HUB, BEARINGS, CAPS, ETC.



\* NOT SERVICED

PLC-164

52 53 54 55 56 57 58 59 60 61 62 63 64 65 66 67 68 69 70 71 72 73 74 75 76 77 78 79 80 81 82 83 84 85 86 87 88 89 90 91 92 93 94 95 96 97 98 99 100



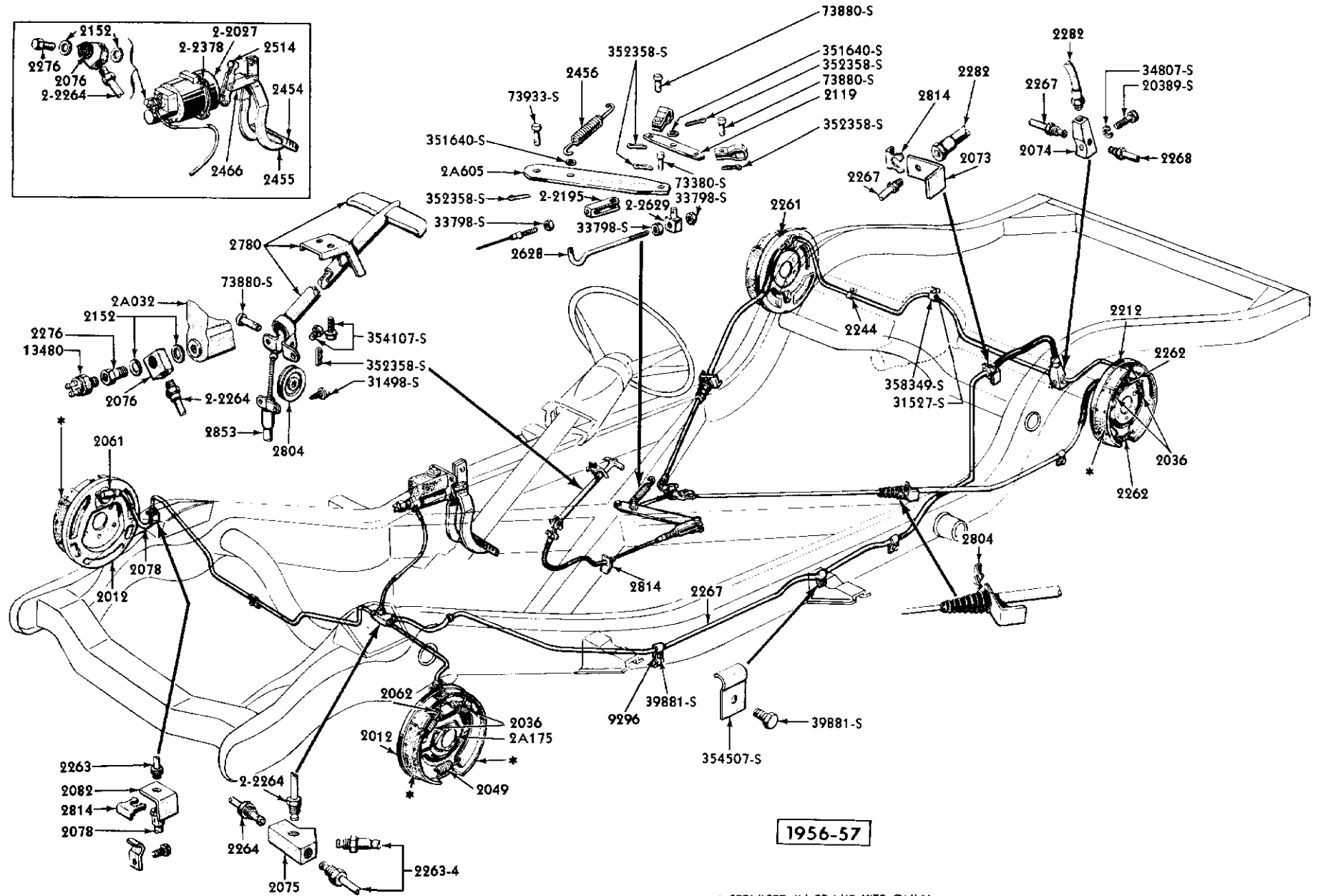
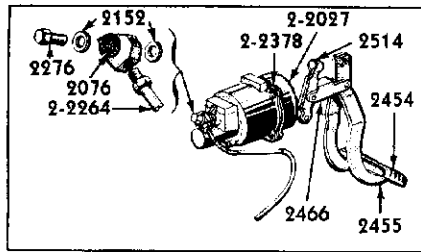
SPARE TIRE MOUNT & JACK

# Wheels, Hubs And Drums

GROUP AND PART NUMBER	DESCRIPTION, SIZE, ETC.	NO. REQ'D	MODEL OR ENGINE CUBIC INCH DISPLACEMENT	YEAR 19__
<b>999 "O" RING (PISTON ROD SEAL)</b>				
NCA 999-A	NS-Use with torsion bar power steering gear - serviced in 3A764 kit only	1	All	58/59
<b>1001 GASKET (WHEEL BEARING RETAINER)</b>				
A8AZ 1001-B	Paper - rear brake assembly and rear axle assembly - use with std. and P/L differential - @8M-2245	2	All	56/58
		4	All	59
<b>1007 WHEEL</b>				
LA 1007-CW	15" x 6"	5	All	56/57
B9L 1007-A	@5146032	5	All	58
PB9L 1007-A	14" x 6" "K" rim - @5146032	5	All	59
<b>1012 NUT (WHEEL BOLT)</b>				
B 1012	1/2"-20	20	All	56/59
<b>1040 WEIGHT (WHEEL BALANCE)</b>				
8M 1040-M	6.0 oz.	AR	All	56/57
8M 1040-G	3.5 oz.	AR	All	56/59
8M 1040-H	4.0 oz.	AR	All	56/59
8M 1040-J	4.5 oz.	AR	All	56/59
8M 1040-K	5.0 oz.	AR	All	56/59
8M 1040-L	5.5 oz.	AR	All	56/59
MC 1040-A	.5 oz.	AR	All	56/59
MC 1040-B	.75 oz.	AR	All	56/59
MC 1040-C	1.0 oz.	AR	All	56/59
MC 1040-D	1.25 oz.	AR	All	56/59
MC 1040-E	1.5 oz.	AR	All	56/59
MC 1040-F	1.75 oz.	AR	All	56/59
MC 1040-G	2.0 oz.	AR	All	56/59
MC 1040-H	2.5 oz.	AR	All	56/59
MC 1040-J	3.0 oz.	AR	All	56/59
<b>1102 HUB &amp; BRAKE DRUM (FRONT)</b>				
LE 1102-A		(a)	2	All
LF 1102-A		(a)	2	All
72054-S	Pin-5/32" x 1-1/4"-attach hub and drum assy. to front wheel spindle	2	a	
354573-S	Nut-slotted-hex.-3/4"-16-to front wheel spindle	2	a	
<b>1107 BOLT (WHEEL HUB)</b>				
8A 1107-A	1/2"-20 x 1-3/8" - front wheels	10	All	56/58
LA 1107-A	1/2"-20 x 1-19/64" - rear wheels	10	All	56/59
A9A 1107-A	1/2"-20 x 1-3/8" - front wheels - @8A-1107-C	10	All	59
<b>1126 DRUM (REAR)</b>				
LE 1126-A		(a)	2	All
LF 1126-A		(a)	2	All
356080-S	Nut-spring-1/2"-20-to rear axle assembly	6	a	
<b>1130 CAP &amp; MEDALLION (WHEEL HUB)</b>				
LD 1130-A	With red, white, and blue crest set in red enamel	4	All	56/57
B6LY 1130-A	With star shaped medallion - @LD-1139-A	4	All	56/57
LF 1130-A	With flat hub	4	53, 57, 63	58
LF 1233-A	Accessory	4	All	58
LF 1130-C	With convex hub	4	54, 65, 68, 75	58/59
PB9L 1130-A	Depressed areas painted black	4	53, 57, 63	59
<b>1131 CAP (FRONT HUB GREASE)</b>				
51A 1139		2	All	56/57
LF 1131-A		2	All	58/59
<b>1140 SPRING (BRAKE DRUM SILENCER)</b>				
51A 1140	34-1/4" overall length	4	All	56/57
B7A 1140-A	32" overall length - @OM-1140	4	All	58/59

# Wheels, Hubs And Drums

GROUP AND PART NUMBER	DESCRIPTION, SIZE, ETC.	NO. REQ'D	MODEL OR ENGINE CUBIC INCH DISPLACEMENT	YEAR 19__
<b>1141 MEDALLION (WHEEL HUB CAP)</b>				
LD 1141-A	Star shaped medallion with white background	4	All	56/57
<b>1177 SEAL (WHEEL BEARING - INNER OIL)</b>				
OM 1177-A	Use with std. and P/L differential	2	All	56/58
B7A 1177-A	Use with std. and P/L differential	2	All	59
<b>1180 RETAINER (REAR WHEEL BEARING INNER)</b>				
B9AW 1180-B	Use with std. and P/L differential	2	All	56/58
8M 1180	Use with std. and P/L differential	2	All	59
<b>1190 RETAINER (FRONT WHEEL GREASE)</b>				
B6A 1190-A	⊕8M-1190-A	2	All	56/57
LF 1190-A		2	All	58/59
<b>1195 WASHER (FRONT HUB BEARING RETAINER)</b>				
B5A 1195-A	3/4" I.D. x 1-21/32" O.D. x 3/32" thick - with lug for keyway - ⊕8A-1195-A	2	All	56/59
<b>1201 CONE &amp; ROLLER (FRONT WHEEL)</b>				
O1Y 1201	Inner - 1-5/16" I.D. x 2-23/32" O.D.	2	All	56/57
B7T 1201-A	Rear axle differential - use with standard and P/L differential - ⊕8L-4221	2	All	56/59
PB8M 1201-A	Inner - 1-3/8" I.D. x 2-9/16" O.D. - ⊕310115	2	All	58/59
<b>1202 CUP (FRONT WHEEL BEARING)</b>				
O1Y 1202	Inner - 2-13/32" O.D.	2	All	56/57
PB8M 1202-A	Inner - 2-9/16" O.D. - ⊕310116	2	All	58/59
<b>1216 CONE &amp; ROLLER (FRONT WHEEL)</b>				
B6A 1216-A	Outer - 13/16" I.D. x 1-15/16" O.D. - ⊕8M-1216	2	All	56/57
LF 1216-A	Outer	2	All	58/59
<b>1217 CUP (FRONT WHEEL BEARING)</b>				
8M 1217	Outer - 1-15/16" O.D.	2	All	56/57
LF 1217-A	Outer	2	All	58/59
<b>1225 BEARING (REAR WHEEL)</b>				
8M 1225-B	Use with std. and P/L differential	2	All	56/59
<b>1439 STOP (SPARE WHEEL)</b>				
BAK 1439-A		2	68	58/59
<b>1446 PLATE (SPARE WHEEL MOUNTING)</b>				
BD 1446-A	"L" shaped	1	All	56/57
BAK 1446-A	Clamp	1	All	58/59
<b>1448 BOLT (SPARE WHEEL MOUNTING)</b>				
BV 1448-A	8-1/4" long	1	All	56/57
BAK 1448-C		1	All except 68A	58/59
BAK 1448-D		1	68A	58/59
<b>1457 NUT (SPARE WHEEL MOUNTING BOLT)</b>				
BA 1457-A	Wing nut - 3/8"-16	1	All	56/59



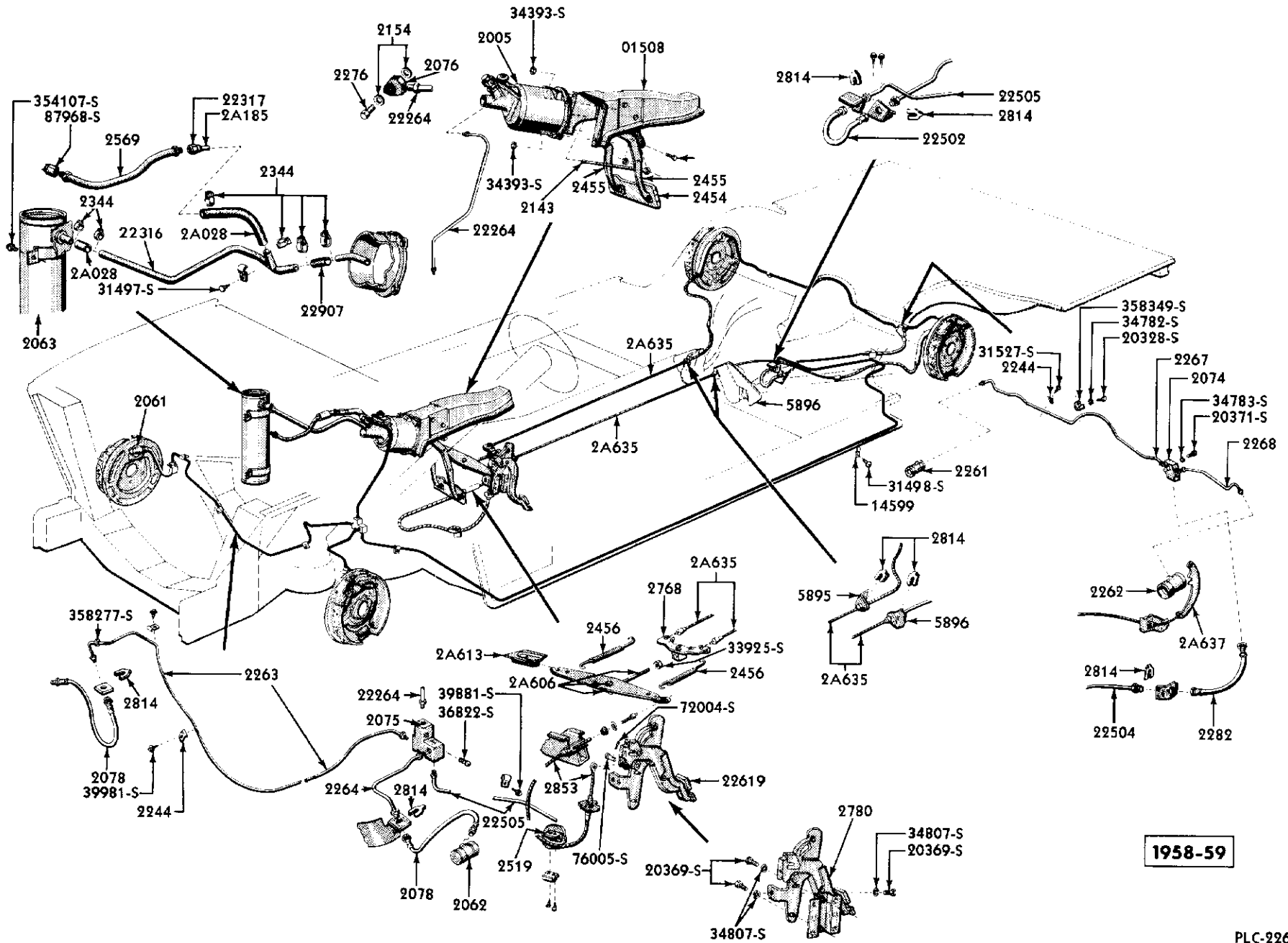
1956-57

\* SERVICED IN BRAKE KITS ONLY

PLC-255

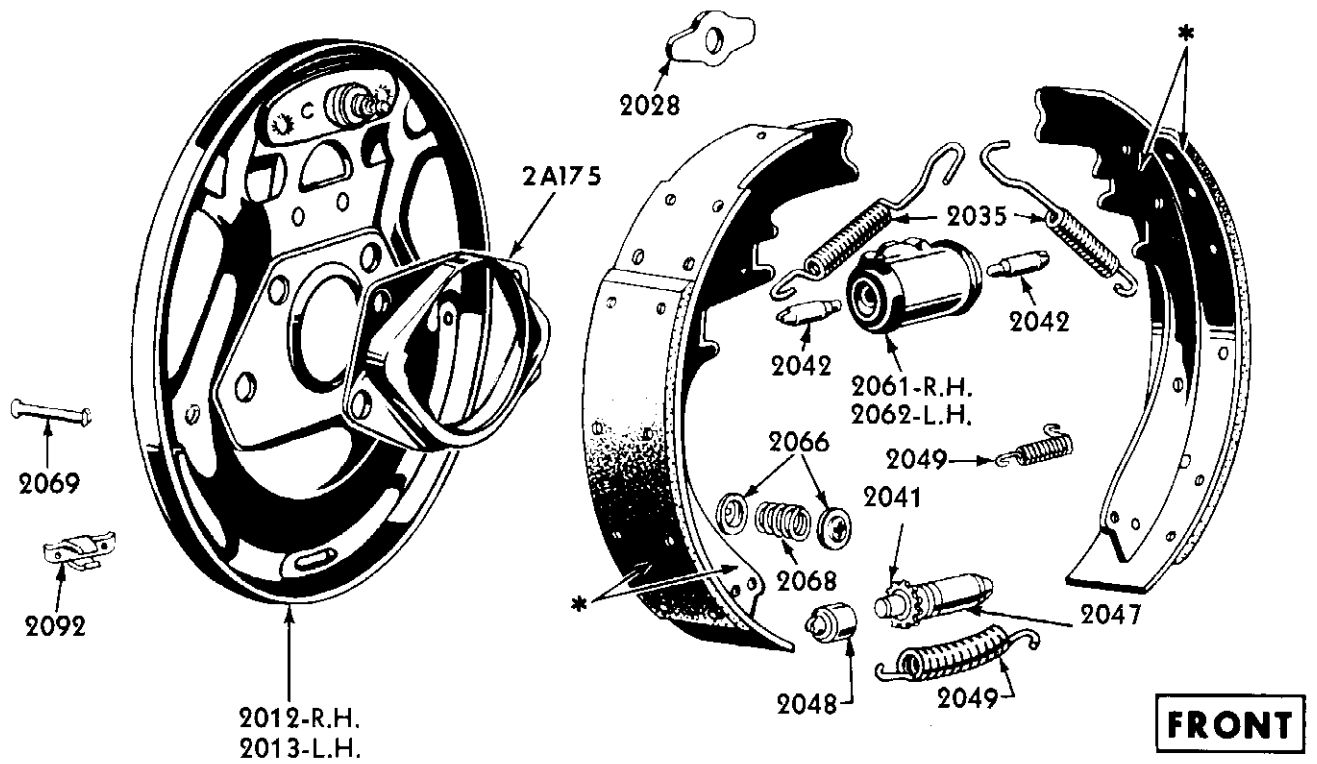
**BRAKE SYSTEM**





1958-59

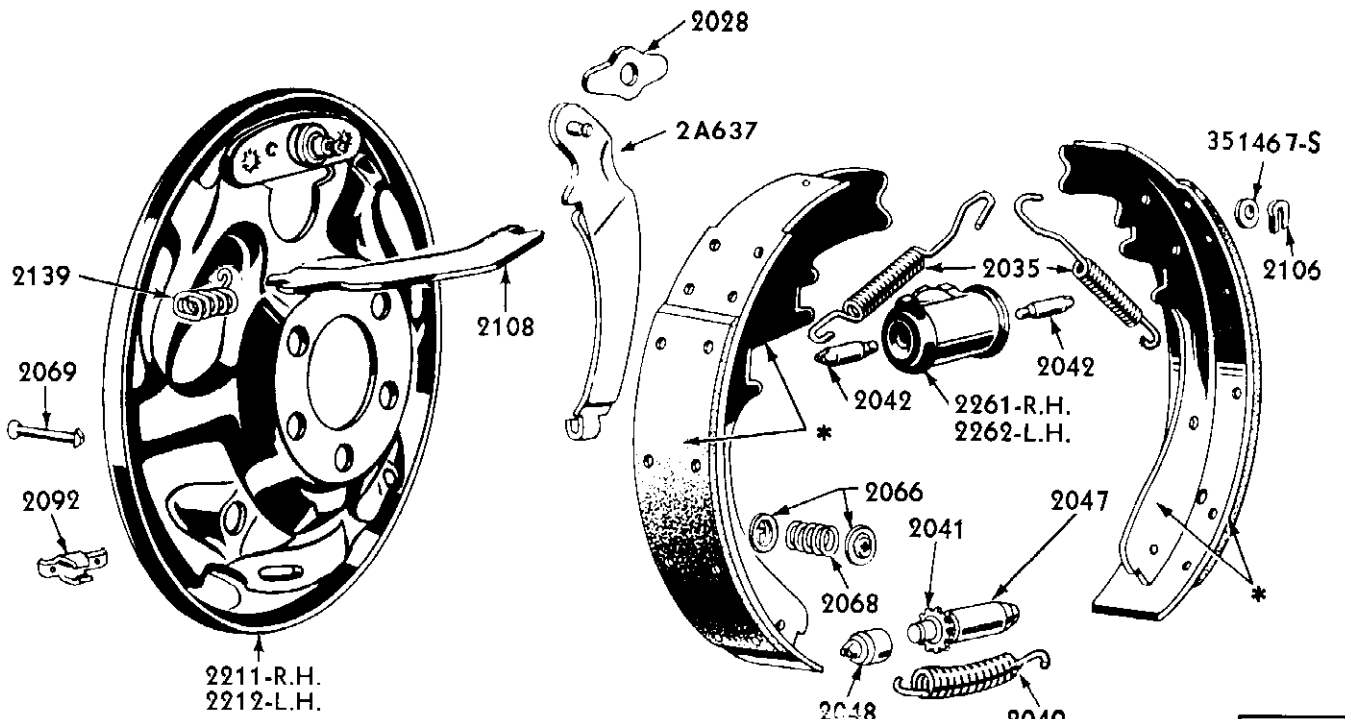
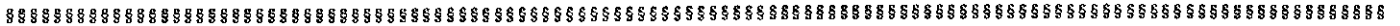
**BRAKE SYSTEM**



\* SERVICED IN KIT 2001

1956-59

PLC-299

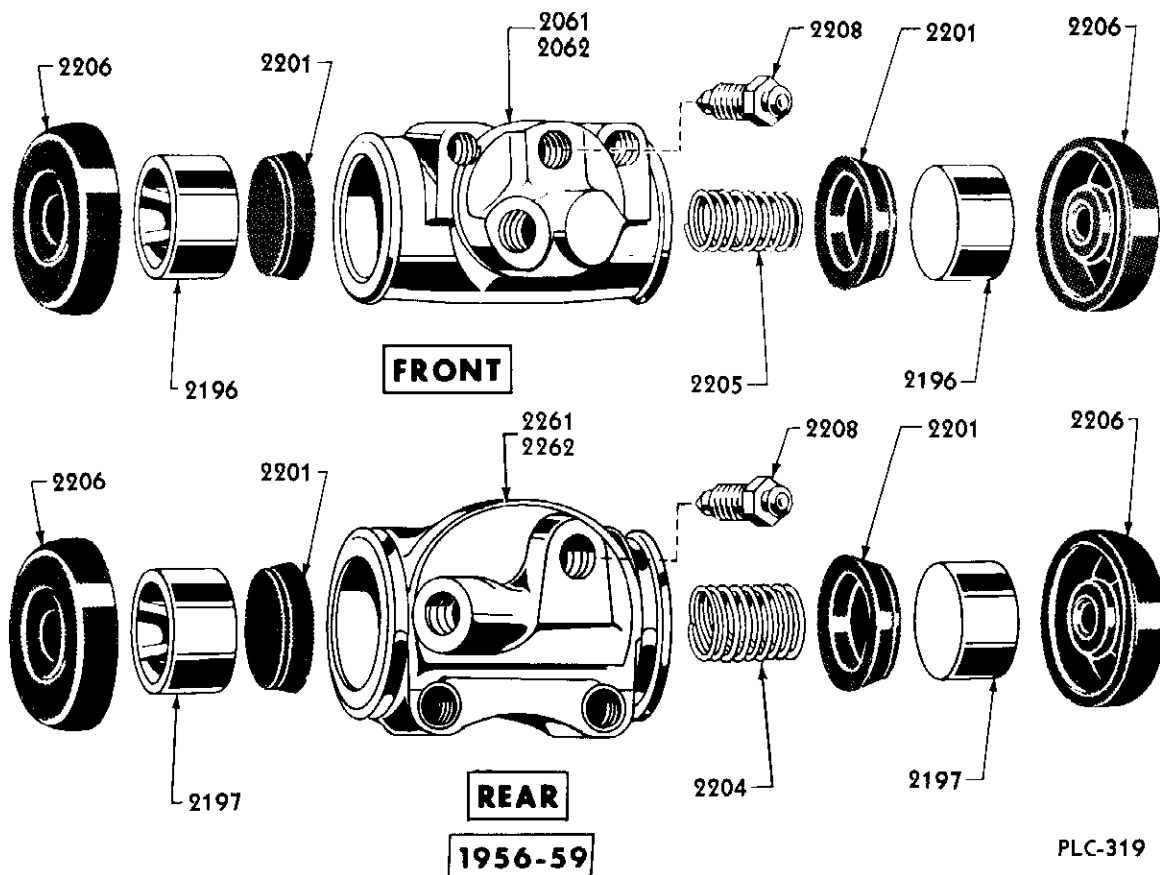


\* SERVICED IN KIT 2001

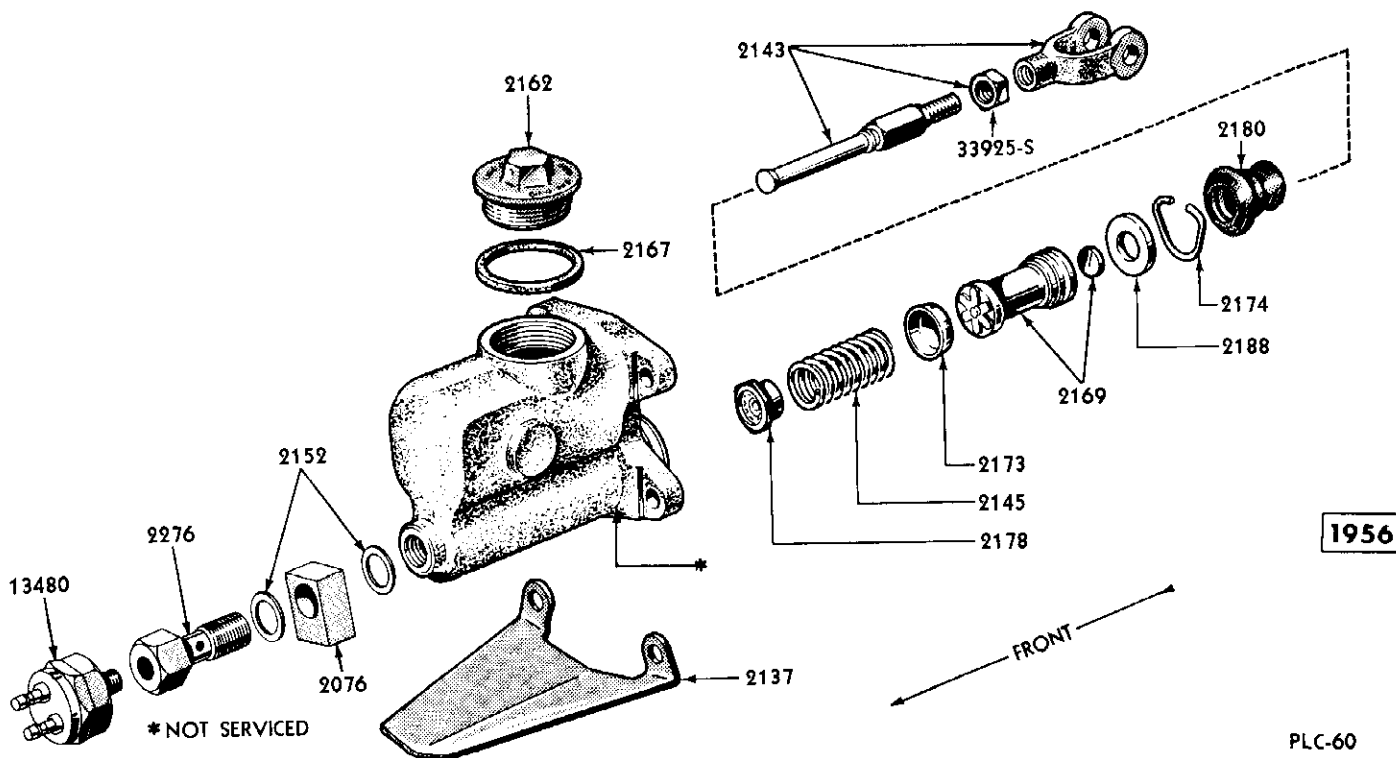
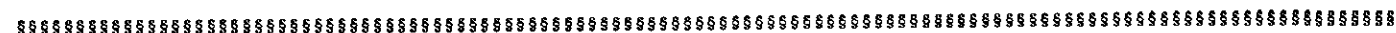
1956-59

PLC-298

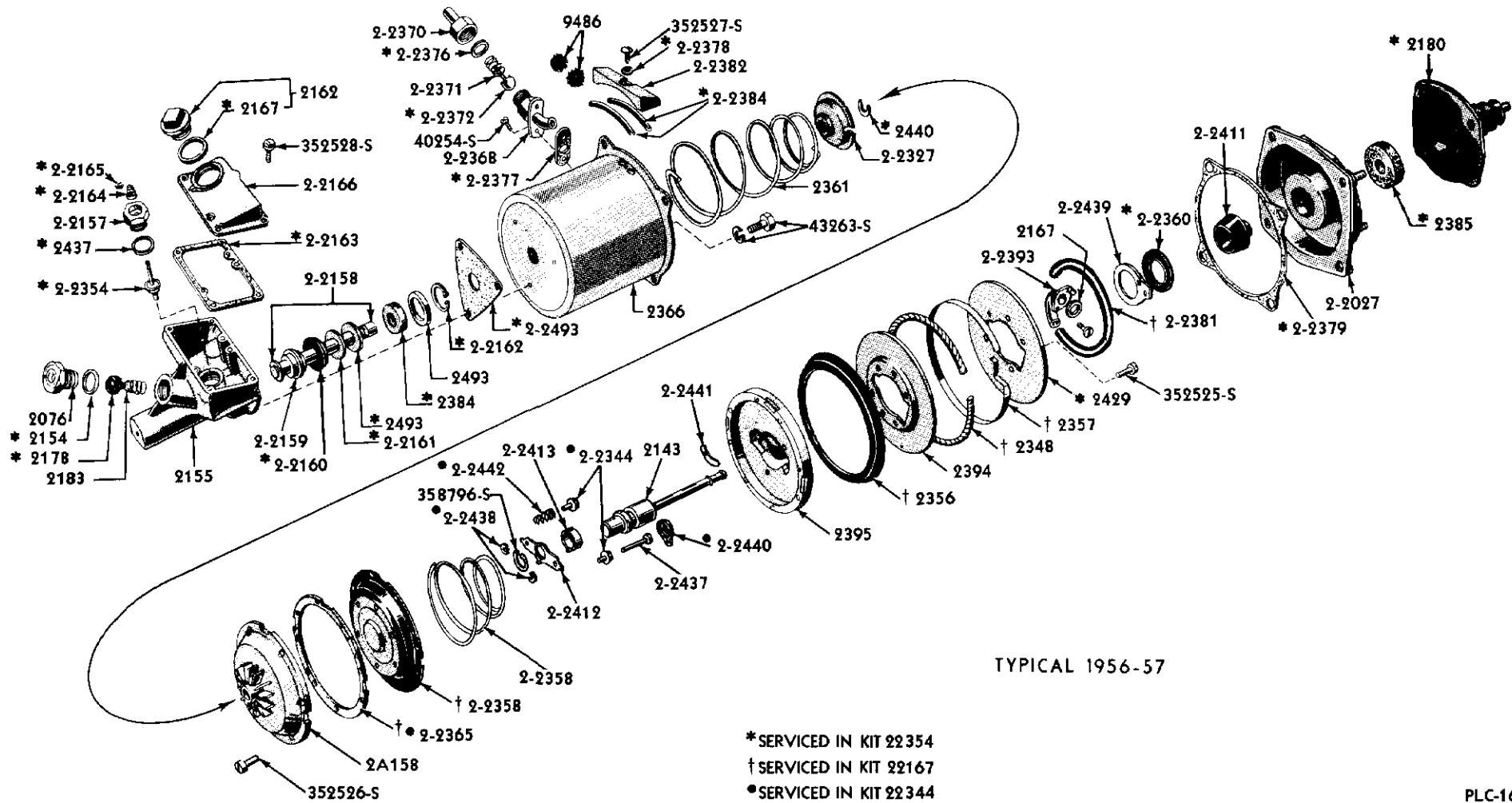
BRAKES, SHOES, LINING, CYLINDERS, ETC.



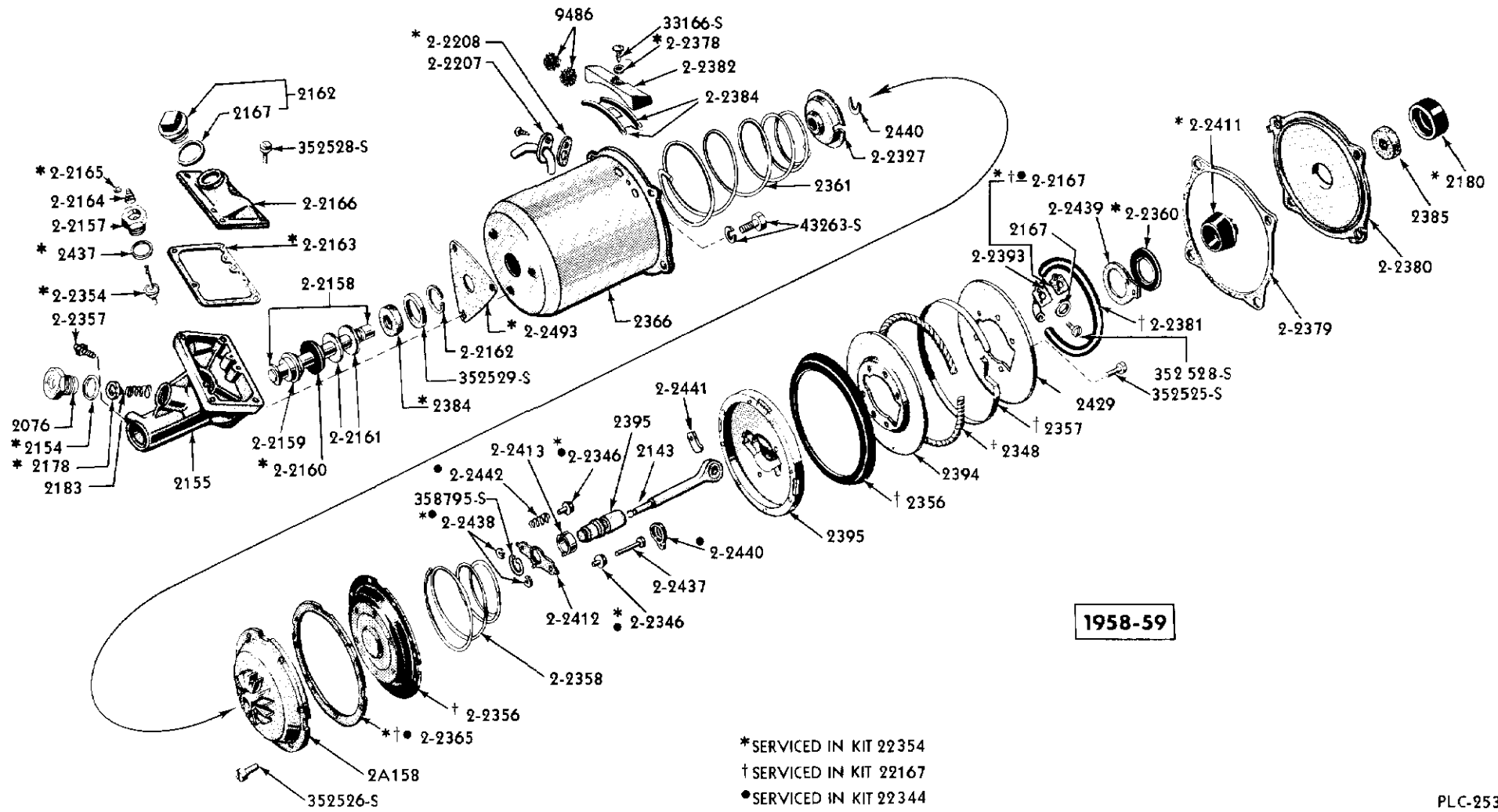
**WHEEL CYLINDERS**



**MASTER CYLINDERS**



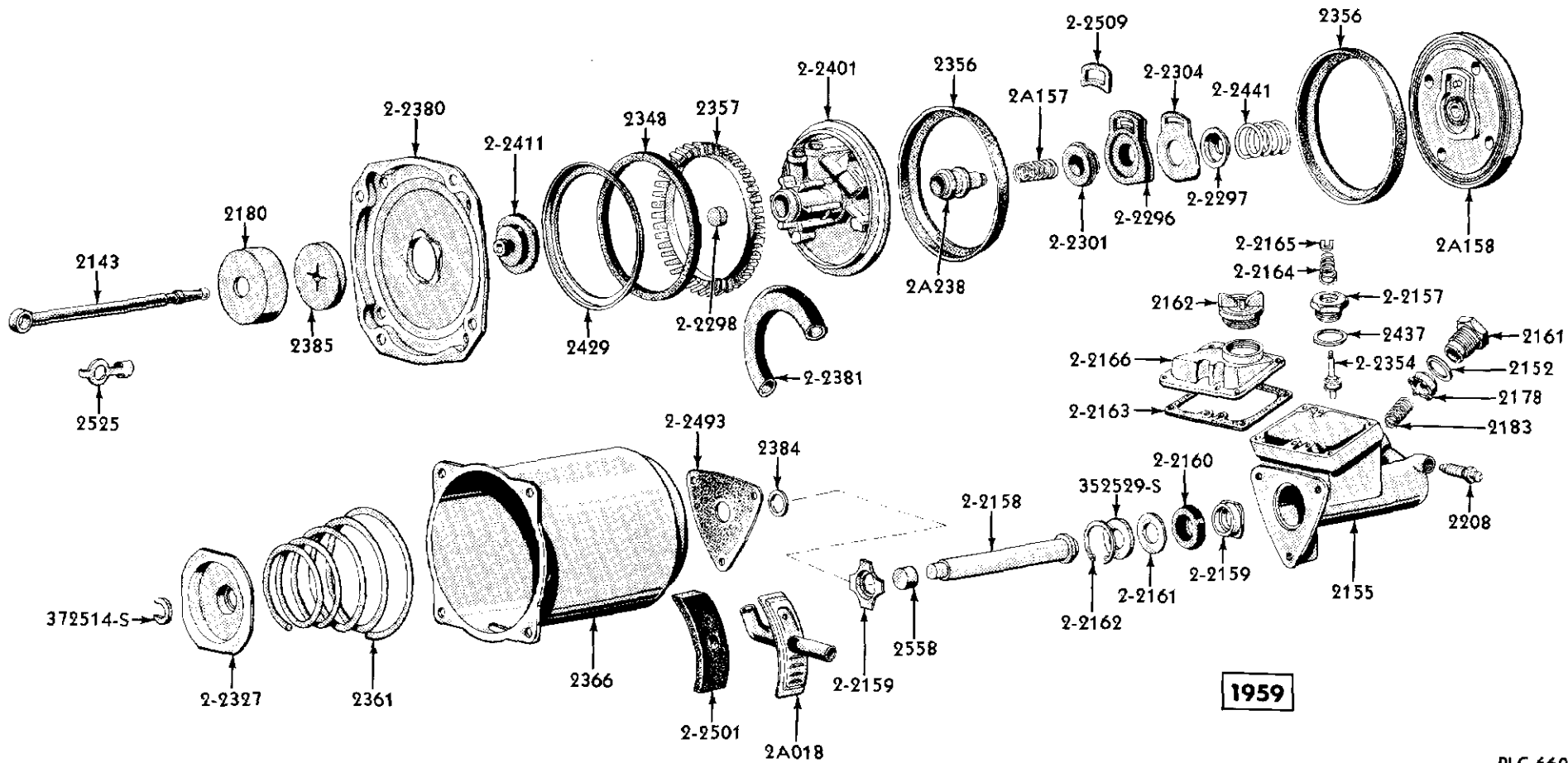
POWER BRAKE BOOSTER



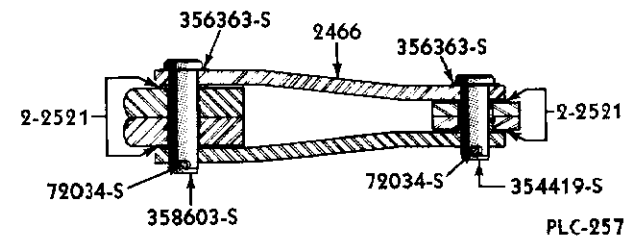
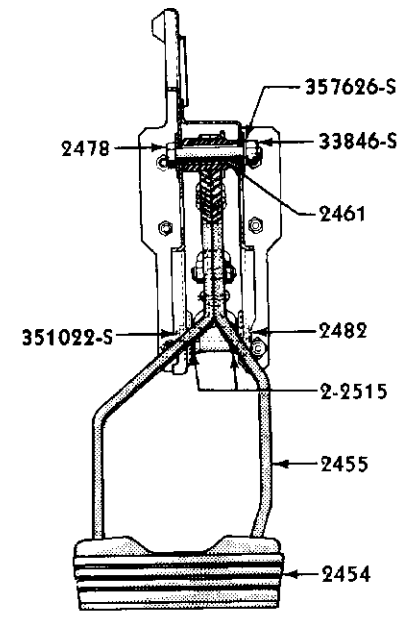
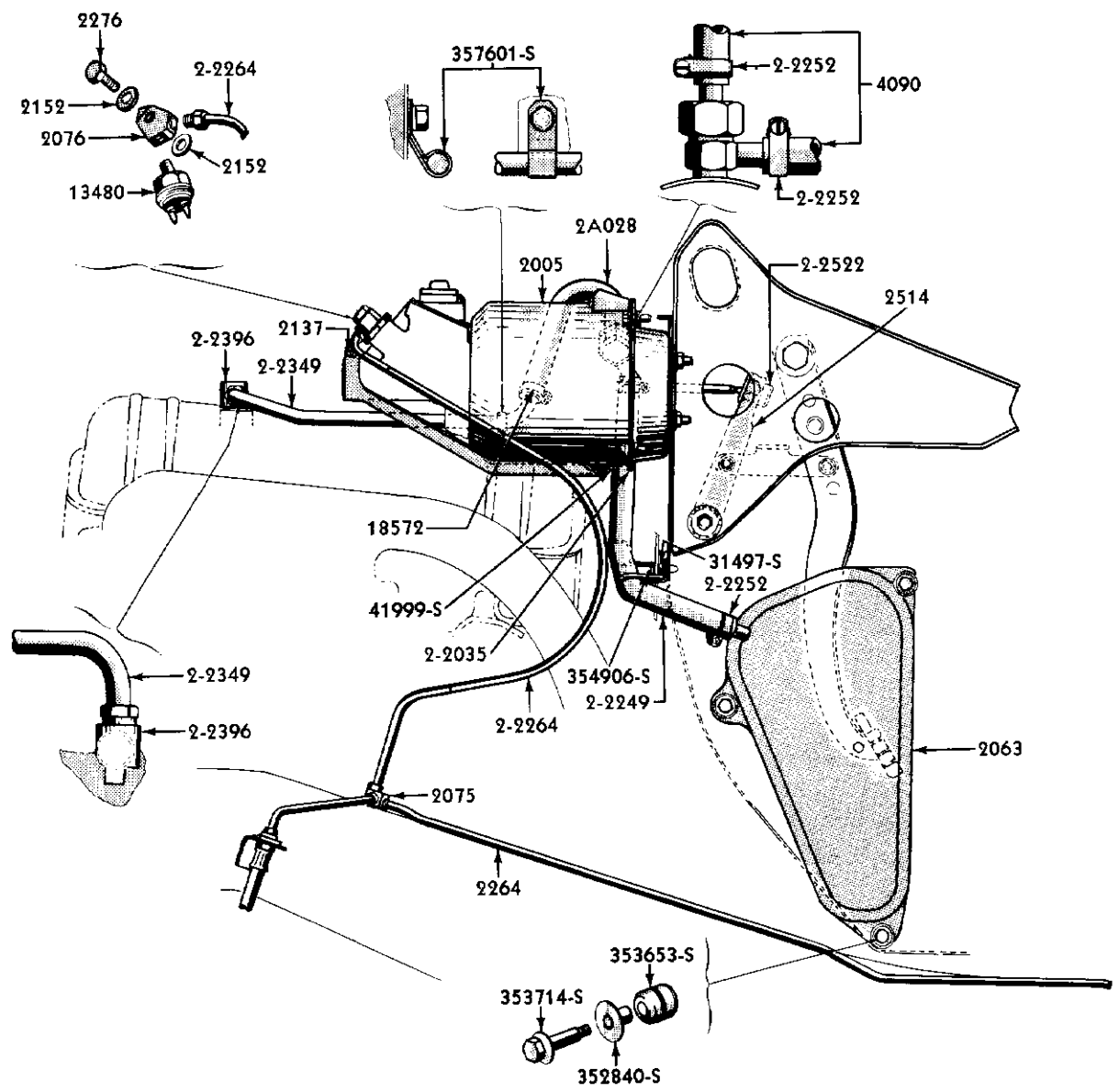
1958-59

- \*SERVICED IN KIT 22354
- †SERVICED IN KIT 22167
- SERVICED IN KIT 22344

POWER BRAKE BOOSTER



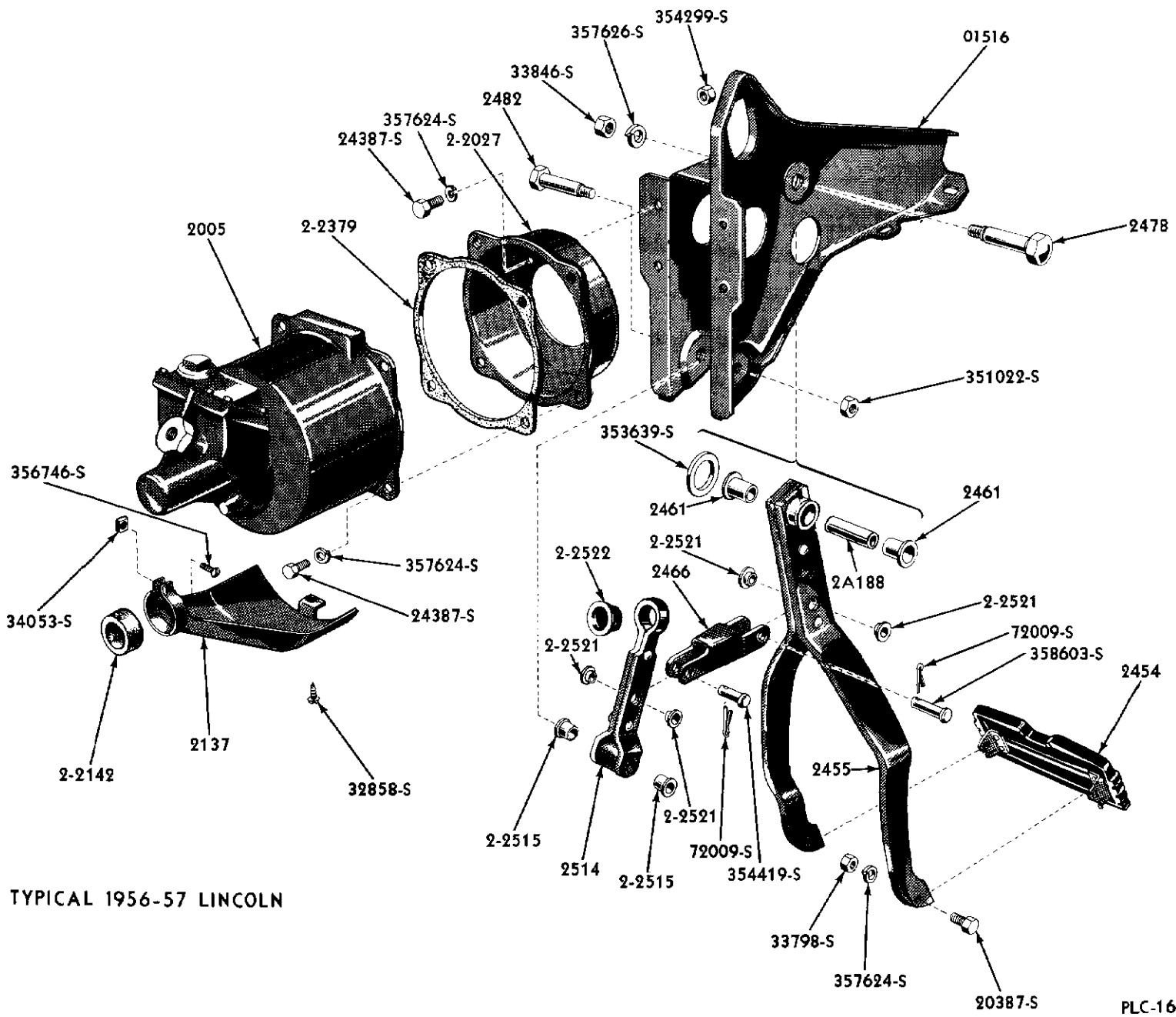
POWER BRAKE BOOSTER



PLC-257

1956

POWER BRAKE INSTALLATION

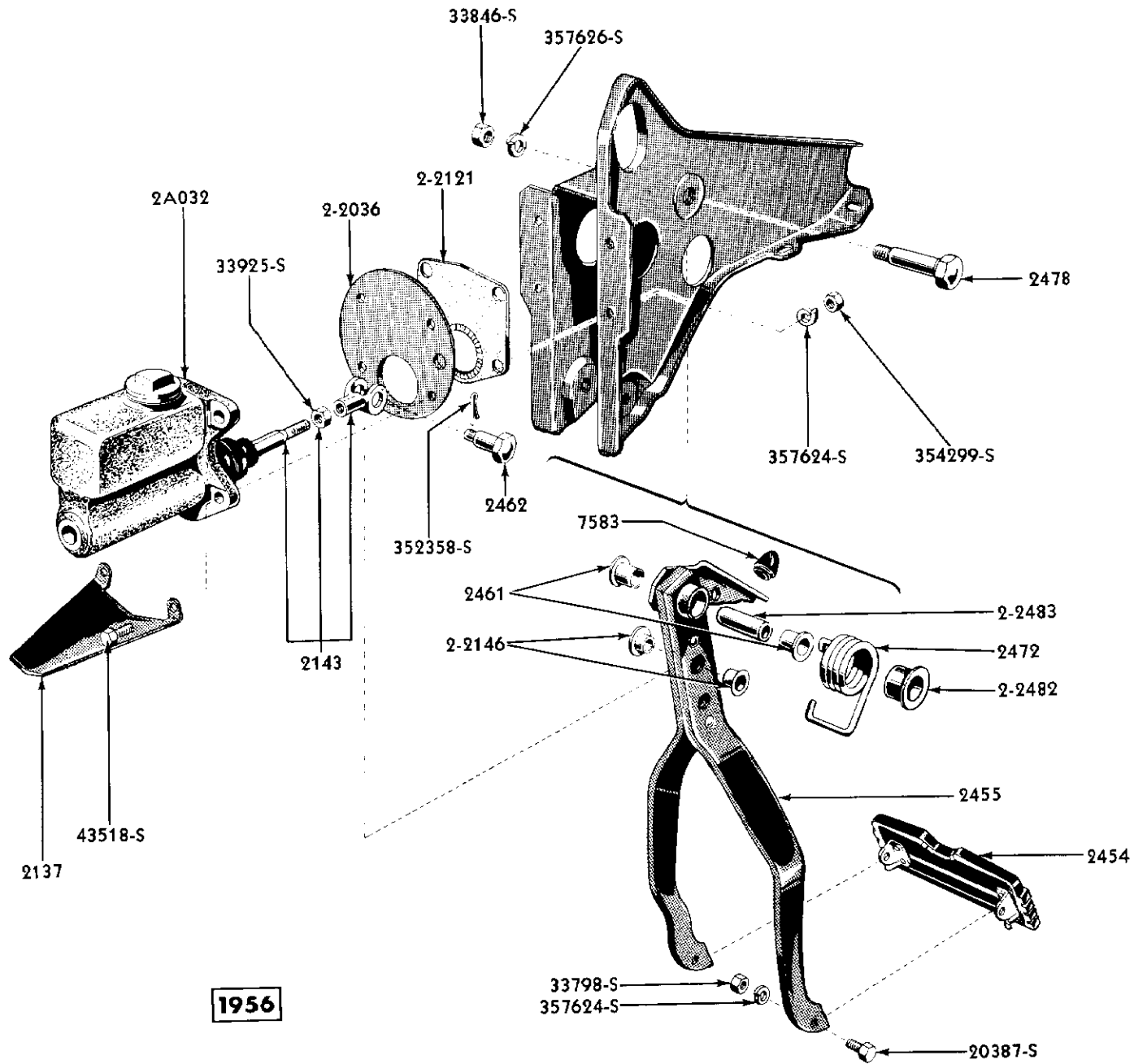


TYPICAL 1956-57 LINCOLN

POWER BRAKE PEDAL

13

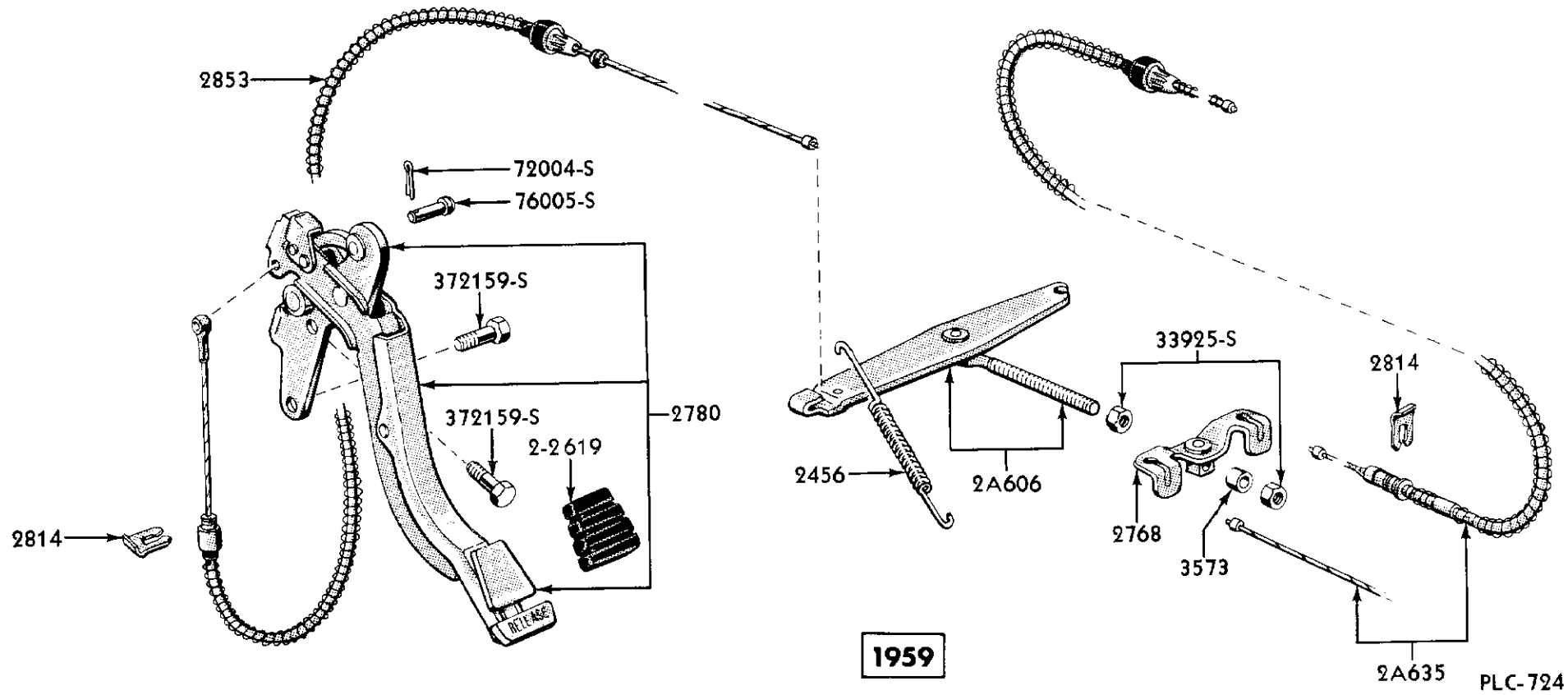




1956

BRAKE PEDAL

PLC-59



PARKING BRAKE

# Brakes

GROUP AND PART NUMBER	DESCRIPTION, SIZE, ETC.	NO. REQ'D	MODEL OR ENGINE CUBIC INCH DISPLACEMENT	YEAR 19__
<b>2001                      KIT (BRAKE SHOE &amp; LINING)</b>				
HFK 2001-A	Front - standard - axle set Consists of the following - (2) LE-2018-B        shoe and lining - front primary (2) LE-2019-B        shoe and lining - front - secondary	1	All	56/57
HFK 2001-B	Front - .030 O/S - axle set Consists of the following - (2) LE-2018-C        shoe and lining - front - primary (2) LE-2019-C        shoe and lining - front - secondary	1	All	56/57
HFK 2200-A	Rear - standard - axle set Consists of the following - (2) LE-2218-B        shoe and lining - rear - primary (2) LE-2219-B        shoe and lining - rear - secondary	1	All	56/57
HFK 2200-B	Rear - .030 O/S - axle set Consists of the following - (2) LE-2218-C        shoe and lining - rear - primary (2) LE-2219-C        shoe and lining - rear - secondary	1	All	56/57
HJK 2001-A	Front and rear - standard axle set - use on cars built prior to 3-17-59 Consists of the following - ‡(2) LF-2018-B        shoe and lining - front and rear - primary ‡(2) LF-2019-B        shoe and lining - front and rear - secondary ‡ Serviced in kit only	2	All	58/59
HJK 2001-B	Front and rear - .030 O/S - axle set Consists of the following - ‡(2) LF-2018-C        shoe and lining - front and rear - primary ‡(2) LF-2019-C        shoe and lining - front and rear - secondary ‡ Serviced in kit only	2	All	58/59
B9LY 2001-A	Front and rear - standard - use on cars built after 3-17-59 - Consists of the following - ‡(2) B9LL-2018-B       shoe and lining - primary ‡(2) B9LL-2019-B       shoe and lining - secondary ‡ Serviced in kit only	2	All	59
<b>2004                      KIT (MASTER CYLINDER REPAIR)</b>				
B7A 2004-A	Consists of the following - (2) 91T-2154-A        gasket (1) 8M-2167            gasket (1) FAA-2169-A        piston (1) FAA-2173-A        cup (1) 51A-2174-A        snap ring (1) B5A-2178-B        valve kit (1) OA-2180            boot	1	All	56
<b>2005                      BOOSTER (BRAKE VACUUM)</b>				
LD 2005-B		(a)	1 All	56/57
LF 2005-C	Power brakes - 6-1/8" diameter booster	(b)	1 All	58/59
COLL 2005-A	Power brakes - 5-1/4" diameter booster		1 All	59
33798-S8	Nut-hex. -5/16"-24		4 a	
34393-S8	Nut-hex. -5/16"-24-lock to attach booster assembly to dash panel		4 b	
357624-S7	Lockwasher-special-5/16"		4 a	

# Brakes

GROUP AND PART NUMBER	DESCRIPTION, SIZE, ETC.	NO. REQ'D	MODEL OR ENGINE CUBIC INCH DISPLACEMENT	YEAR 19__
<b>2-2005 KIT (POWER BRAKE CONVERSION)</b>				
HGK 22005-A	Consists of the following - (1) LD-2005-A bstr. (1) LD-2063-A resr. (1) LA-2076-A fit. (2) 91T-2154-A gskt. (1) 91T-2276 bolt (1) LD-2455-B pedal (1) LD-2466-A link (1) LE-2482-A shaft (1) LD-2514-B lever (1) LA-22139-B shield (1) LA-22142-A ins. (4) AD-22252-A clamp (1) LD-22264-D tube (1) LD-22349-A tube (1) LD-22396-A conn. (2) LA-22515-A bshg. (4) LA-22521-A bshg. (1) LD-22522-A ret. (2) LE-22907-A hose (1) 31497-S screw (4) 33798-S nut (1) 34127-S nut (4) 34806-S wshr. (1) 41999-S screw (2) 72034-S c/pin (1) 351022-S nut (3) 352840-S eyelet (3) 353653-S grommet	1	All	56/58
<b>2007 KIT (BRAKE LINING)</b>				
HFK 2007-A	Front - standard - axle set Consists of the following - (2) LE-2021-A lining - front - primary (2) LE-2022-A lining - front - secondary (44) 351939-S rivet	1	All	56/57
HFK 2007-B	Front - .030 O/S - axle set Consists of the following - (2) LE-2021-B lining - front - primary (2) LE-2022-B lining - front - secondary (44) 351939-S rivet	1	All	56/57
HFK 2222-A	Rear - standard - axle set (2) LE-2284-A lining - rear - primary (2) LE-2285-A lining - rear - secondary (44) 351939-S rivet	1	All	56/57
HFK 2222-B	Rear - .030 O/S - axle set Consists of the following - (2) LE-2284-B lining - rear - primary (2) LE-2285-B lining - rear - secondary (44) 351939-S rivet	1	All	56/57
B9LY 2007-A	Front and rear - standard axle set - Consists of the following - †(2) B9LL-2021-B lining - brake shoe - primary †(2) B9LL-2022-B lining - brake shoe - secondary (44) 351939-S rivet † Serviced in kit only	2	All	58/59
HJK 2007-B	Front and rear - .030 O/S - axle set Consists of the following - †(2) LF-2021-B lining - brake shoe - primary †(2) LF-2022-B lining - brake shoe - secondary (44) 351939-S rivet † Serviced in kit only	2	All	58/59
<b>2012-3 PLATE (FRONT BRAKE BACKING)</b>				
LD 2012-C	Front	(a) 2	All	56/57
LF 2012-A	Front	(a) 2	All	58
COLL 2012-A	R.H. - front	1	All	59
COLL 2013-A	L.H. - front	1	All	59
CONTINUED ON NEXT PAGE				

# Brakes

GROUP AND PART NUMBER	DESCRIPTION, SIZE, ETC.	NO. REQ'D	MODEL OR ENGINE CUBIC INCH DISPLACEMENT	YEAR 19__
<b>2012-3 PLATE (FRONT BRAKE BACKING) CONTINUED</b>				
34032-S8	Nut-hex-1/2"-20 front brake assembly and front steering	4	a	
34671-S8	Nut-hex. hd. -7/16"-20 brake assembly to spindle	2	a	
34783-S7	Lockwasher-7/16"-brake assembly to spindle	2	a	
35671-S8	Nut-hex. -7/16"-20-front brake to front spindle arms to front spindles	4	a	
72035-S7	Cotter pin-1/8" x 1"-front brake assembly and steering arms to front spindles	4	a	
351768-S8	Bolt-hex. hd. -7/16"-20 x 1-1/4"-front brake assembly to front spindle	4	a	
354651-S8	Bolt-hex. hd. -1/2"-20 x 2-1/2"-front brake assembly and steering arms to front spindles	4	a	
357625-S7	Lockwasher-special-7/16"-front brake to front spindles	4	a	
<b>2A018 COVER &amp; TUBE (BRAKE BOOSTER AIR CLEANER)</b>				
B9LL 2A018-A	Power brakes - 5-1/4" diameter booster	1	All	59
<b>2028 PLATE (FRONT &amp; REAR BRAKE SHOE ANCHOR PIN GUIDE)</b>				
96H 2028		(a) 4	All	56/58
KD 2028-A		(a) 4	All	59
42757-S8	Screw and washer assembly-hex. hd. -5/16"-18 x 1/2"-front brake cylinder assembly to front brake backing plate assembly	4	a	
<b>2A028 HOSE (BRAKE RESERVOIR TO BOOSTER)</b>				
COMM 2A028-A	50 Ft. roll - cut to desired length - 13/32" I.D. x 13/16" O.D.	1	All	56/59
LA 22249-A	NS-Cut from COMM-2A028-A - 8" to 8-1/2" long - use with power brakes - reservoir to booster tube	1	All	56/57
LD 22907-A	NS-Cut from COMM-2A028-A - 34" to 34-1/2" long	1	All	56/57
<b>2A032 CYLINDER (BRAKE MASTER)</b>				
B7MY 2A032-A	Less push rod - #MG-22141-B	(a) 1	All	56/57
20427-S7	Bolt-hex. hd. -5/16"-24 x 1-1/4"-to dash	4	a	
33798-S8	Nut-hex. -5/16"-24-to dash	4	a	
33925-S8	Nut-hex. -3/8"-24-link brake master cylinder to brake rod master cylinder push	1	a	
34806-S7	Lockwasher-spring-5/16"-to dash	4	a	
357624-S7	Lockwasher-special-5/16"-to dash	4	a	
<b>2035 SPRING (FRONT &amp; REAR BRAKE SHOE RETRACTING)</b>				
96H 2036	NS-Serviced in 2A225 kit	8	All	56/57
B5A 2035-A	Also serviced in 2A225 kit - #8M-2035	8	All	58/59
<b>2-2035 GASKET (BRAKE BOOSTER MOUNTING BRACKET)</b>				
LA 22035-A		1	All	56/57
<b>2-2036 ADAPTOR (BRAKE MASTER CYLINDER MOUNTING)</b>				
LA 22036-A		1	All	56
<b>2041 SCREW (FRONT &amp; REAR BRAKE ADJUSTING)</b>				
B7A 2041-A	1/2"-20 x 2-1/2" - #H-2041	4	All	56/58
COMM 2041-A	R. H. - also use the following parts - (1) B9MM-2047-A nut (1) B9MM-2048-A socket	2	All	59
COMM 2A103-A	L. H. - also use the following parts - (1) B9MM-2A104-A nut (1) B9MM-2048-A socket	2	All	59
<b>2042 LINK (FRONT &amp; REAR BRAKE SHOE CONNECTING)</b>				
B7A 2042-A	#8M-2042	8	All	56/59

# Brakes

GROUP AND PART NUMBER	DESCRIPTION, SIZE, ETC.	NO. REQ'D	MODEL OR ENGINE CUBIC INCH DISPLACEMENT	YEAR 19_____
<b>2047 NUT (FRONT &amp; REAR BRAKE ADJUSTING SCREW)</b>				
B7A 2047-A	With three grooves on O. D. - $\text{\textcircled{8}}\text{M-2047}$	4	All	56/58
B9MM 2047-A	R. H. - also use the following parts - (1) B9MM-2041-A screw (1) B9MM-2048-A socket	2	All	59
B9MM 2A104-A	L. H. - also use the following parts - (1) B9MM-2A103-A screw (1) B9MM-2048-A socket	2	All	59
<b>2048 SOCKET (FRONT &amp; REAR BRAKE ADJUSTING SCREW)</b>				
B7A 2048-A	$\text{\textcircled{8}}\text{M-2048}$	4	All	56/58
B9MM 2048-A	Also use the following parts - (1) B9MM-2041-A screw - R. H. (1) B9MM-2047-A nut - R. H. <p style="text-align: center;">OR</p> (1) B9MM-2A103-A screw - L. H. (1) B9MM-2A104-A nut - L. H.	4	All	59
<b>2049 SPRING (FRONT &amp; REAR BRAKE ADJUSTING SCREW)</b>				
8M 2049		4	All	56/57
H 2049		4	All	58
MK 2049-A		4	All	59
<b>2061-2 CYLINDER (FRONT &amp; REAR WHEEL BRAKE)</b>				
COLL 2061-A	Front - R. H. - 1-3/32" diameter opening (a)	1	All	56/59
COLL 2062-A	Front - L. H. - 1-3/32" diameter opening (a)	1	All	56/59
8L 2261-A	Rear - R. H. - 15/16" diameter opening (a)	1	All	56/58
8L 2262-A	Rear - L. H. - 15/16" diameter opening (a)	1	All	56/58
COLL 2261-A	Rear - R. H. - 15/16" dia. opening (a)	1	All	59
COLL 2262-A	Rear - L. H. - 15/16" dia. opening (a)	1	All	59
42757-S2	Screw and washer assy. - hex. hd. - 5/16"-18 x 1/2"-to attach cylinder assy. to plate assy.	4	a	
<b>2063 RESERVOIR (BRAKE)</b>				
LD 2063-A	Triangle shaped - 13-1/2" long x 7-1/8" wide x 5-1/4" high	1	All	56/57
LF 2063-B	Vacuum (a)	1	All	58/59
354107-S2	Screw-hex. washer hd. - 5/16"-24 x 3/4" (1) to attach reservoir assembly to front face of torque box upper (2) to attach reservoir assembly to fender apron	3	a	
<b>2066 CUP (FRONT &amp; REAR BRAKE SHOE HOLD DOWN)</b>				
B7A 2066-A	Also serviced in 2A225 kit - $\text{\textcircled{6}}\text{H-2066}$	16	All	56/59
<b>2068 SPRING (FRONT &amp; REAR BRAKE SHOE HOLD DOWN)</b>				
H 2068	Also serviced in 2A225 kit	8	All	56/58
TDAA 2068-A		8	All	59
<b>2069 PIN (FRONT &amp; REAR BRAKE SHOE HOLD DOWN SPRING)</b>				
8L 2069	NS-Rear - serviced in 2A225 kit	4	All	56/57
LA 2069-A	NS-Front - serviced in 2A225 kit	4	All	56/57
<b>2073 BRACKET (FRONT &amp; REAR WHEEL BRAKE HOSE)</b>				
LD 2073-A	Rear (a)	1	All	56/57
LF 22503-A	Bracket - intermediate hose (a)	1	All	58/59
40143-S8	Screw-self tap. - 5/16"-18 x 1/2"-rear wheel brake hose bracket to side member rear kick-up reinforcement assembly-L. H.	1	a	

# Brakes

GROUP AND PART NUMBER	DESCRIPTION, SIZE, ETC.	NO. REQ'D	MODEL OR ENGINE CUBIC INCH DISPLACEMENT	YEAR 19__
<b>2074-5 CONNECTOR (FRONT &amp; REAR BRAKE LINE)</b>				
8M 2074	Rear - (3) tapped holes - 3/8"-24	(a) 1	All	56/57
LD 2075-B	Front - with bracket attached	(a) 1	All	56/57
8A 2074	Rear	(b) 1	All	58/59
LF 2075-B	Front	(b) 1	All	58/59
20389-S8	Bolt-hex. hd. -3/8"-24 x 1"-to rear axle assembly	1	a	
34783-S	Lockwasher-7/16"-connector to axle assembly	1	b	
34807-S8	Lockwasher-3/8"-to rear axle assembly	1	a	
39881-S	Screw-1/4"-20 x 1/2" tap. -connector to fender apron-L. H.	1	b	
39883-S7	Screw-hex. hd. washer-5/16"-18 x 1/2"-front	1	a	
354507-S	Clip-9/32" dia. -rear brake tube connector and rear brake tube connector to frame	3	a	
357629-S7	Lockwasher-special-3/8"-to rear axle assembly	1	a	
<b>2076 FITTING (BRAKE MASTER CYLINDER OUTLET)</b>				
AB 2076-A	(1) hole - used with power brakes	1	All	56/58
B2LY 2076-A	1/2" tapped hole - used with power brakes - ⊕LA-2161-A	1	All	56/59
LA 2076-A	Has (2) holes - used with power brakes	1	All	59
<b>2078 HOSE (FRONT &amp; REAR WHEEL BRAKE)</b>				
LD 2078-A	Front	2	All	56/57
LF 2282-A	Rear - use prior to 1-3-58	1	All	58
LF 2078-B	Front	2	All	58/59
LF 2282-B	Rear - use after 1-3-58	1	All	58/59
LF 22502-A	Brake - intermediate	1	All	58/59
<b>2082 BRACKET (FRONT &amp; REAR WHEEL BRAKE HOSE)</b>				
LD 2082-A	Front	(a) 2	All	59
40143-S8	Screw-self tapping-5/16"-18 x 1/2"	1	a	
<b>2092 COVER (FRONT &amp; REAR BRAKE ADJUSTING HOLE)</b>				
H 2092	Steel - also serviced in 2A225 kit - alternate with 8A-2092	4	All	56/57
8A 2092	Rubber - also serviced in 2A225 kit - alternate with H-2092	4	All	56/59
<b>2106 RETAINER (REAR PARKING BRAKE LEVER PIN)</b>				
91A 2106		2	All	56/59
<b>2119 EQUALIZER (PARKING BRAKE CABLE)</b>				
	See basic part number 2768			
<b>2-2121 GASKET (BRAKE MASTER CYLINDER MOUNTING ADAPTOR)</b>				
LD 22121-A		1	All	56
<b>2128 KIT (REAR WHEEL BRAKE CYLINDER REPAIR)</b>				
8L 2128	Consists of the following - (2) 8L-2201 cup (2) 96H-2206 boot	2	All	56/59
<b>2135-6 CYLINDER &amp; TUBE SEAT (REAR BRAKE)</b>				
8L 2135-A	NS-R. H. - use 8L-2261-A	1	All	56/59
8L 2136-A	NS-L. H. - use 8L-2262-A	1	All	56/59
<b>2137 SHIELD (BRAKE MASTER CYLINDER HEAT)</b>				
B5S 2137-B	⊕AH-22139-B	(a) 1	All	56
LA 22139-B	Use with power brakes	(a) 1	All	56/57
34127-S8	Nut-plain-No. 10-24-to brake booster-use with power brakes	1	a	
41999-S8	Screw-hex. hd. -No. 8-15 x 3/8"-to brake booster-use with power brakes	1	a	
356746-S	Screw-fill. hd. -No. 10-24 x 3/4"-to brake booster-use with power brakes	1	a	

# Brakes

GROUP AND PART NUMBER	DESCRIPTION, SIZE, ETC.	NO. REQ'D	MODEL OR ENGINE CUBIC INCH DISPLACEMENT	YEAR 19__
<b>2139 SPRING (PARKING BRAKE STRUT TO SHOE)</b>				
B9MM 2A601-A	1-1/4" overall free length - oblong shape	2	All	56/59
<b>2-2142 INSULATOR (BRAKE MASTER CYLINDER HEAT SHIELD)</b>				
LA 22142-A	Use with power brakes	1	All	56/57
<b>2143 ROD (BRAKE MASTER CYLINDER PUSH)</b>				
LD 2143-B		(b) 1	All	56
LD 2143-C	Use with power brakes	(b) 1	All	56/57
LF 2143-B	Power brakes - use with 6-1/8" diameter booster - 8-53/64" long	(b) 1	All	58/59
B9LL 2143-A	Power brakes - use with 5-1/4" diameter booster	1	All	59
358798-S	Washer-flat-5/16"-brake master cylinder push rod	1	b	
<b>2145 SPRING &amp; RETAINER (BRAKE MASTER CYLINDER RETURN)</b>				
8A 2145-A		1	All	56
<b>2-2146 BUSHING (BRAKE MASTER CYLINDER PUSH ROD)</b>				
LD 22146-A		2	All	56
<b>2149 GASKET (FRONT &amp; REAR BRAKE LINE CONNECTOR)</b>				
8M 2149	Copper - 25/64" I.D. x 5/8" O.D. x 1/16" thick (2) to attach hose assembly to cylinder assembly (1) to attach hose assembly to connector	3	All	56/59
<b>2152 GASKET (CYLINDER INLET &amp; OUTLET)</b>				
LA 2152-A	Master cylinder outlet - 7/8" I.D. x 1-1/16" O.D. - use with power brakes - also serviced in 2-2354 kit	1	All	56/59
91T 2154-A	Front - 1/2" I.D. x 45/64" O.D. - outlet fitting	2	All	56/59
<b>2155 BODY (BRAKE MASTER CYLINDER OUTLET)</b>				
LA 2155-C	Use with power brakes	1	All	56/57
LF 2155-A	Use with power brakes	1	All	58/59
<b>2-2157 FITTING (BRAKE MASTER CYLINDER RESERVOIR)</b>				
LA 22157-A	7/8"-14 x 15/32" - use with power brakes	1	All	56/59
<b>2A157 SPRING (BRAKE BOOSTER CONTROL VALVE RETURN)</b>				
B9LY 2A157-A	Power brakes - use with 5-1/4" diameter booster - ⊕B9LL-22303-A	1	All	59
<b>2-2158 PLUNGER (BRAKE MASTER CYLINDER)</b>				
LA 22158-A	Use with power brakes and 6-1/8" diameter booster	1	All	56/59
B9LL 22158-A	Power brakes - use with 5-1/4" diameter booster	1	All	59
<b>2A158 PLATE (BRAKE BOOSTER BODY PISTON) FRONT</b>				
B3LY 2A158-A	Power brakes - use with 6-1/8" diameter booster - ⊕LA-22395-B	1	All	56/59
B9KY 2A158-A	Power brakes - use with 5-1/4" diameter booster - ⊕B9KK-22395-A	1	All	59
<b>2-2159 RETAINER (BRAKE MASTER CYLINDER PLUNGER SEAL)</b>				
LA 22159-A	1-3/8" O.D. - use with power brakes and 6-1/8" diameter booster	1	All	56/59
B9KK 22159-A	Power brakes - use with 5-1/4" diameter booster	1	All	59
<b>2-2160 SEAL (BRAKE MASTER CYLINDER PLUNGER)</b>				
LA 22160-A	1-7/16" O.D. - use with power brakes and 6-1/8" diameter booster - also serviced in 2-2354 kit	1	All	56/59
B9LL 22160-A	Power brakes - use with 5-1/4" diameter booster	1	All	59



# Brakes

GROUP AND PART NUMBER	DESCRIPTION, SIZE, ETC.	NO. REQ'D	MODEL OR ENGINE CUBIC INCH DISPLACEMENT	YEAR 19__
<b>2-2161                    WASHER (BRAKE MASTER CYLINDER PLUNGER SEAL BACK)</b>				
LA 22161-A	21/32" I.D. x 1-3/8" O.D. - power brakes - (a) use with 6-1/8" diameter booster - also serviced in 2-2354 kit	1	All	56/59
352529-S	Washer-flat-23/32" I.D. x 1-3/8" O.D. -as hydraulic stop washer between snap ring and washer brake master cylinder plunger seal backing	1	a	
<b>2162                    CAP (BRAKE MASTER CYLINDER FILLER)</b>				
AB 2162-C	With hex. hd. - 1-5/8"-18	1	All	56
COAA 2162-A	2 hole mounting	1	All	56
8C 2162-A	Use with power brakes and 6-1/8" diameter booster	1	All	56/59
B9KK 2162-A	Power brakes - use with 5-1/4" diameter booster	1	All	59
<b>2-2162                    SNAP RING (BRAKE MASTER CYLINDER PLUNGER RETAINING)</b>				
LA 22162-A	Use with power brakes - also serviced in 2-2354 kit	1	All	56/59
<b>2-2163                    GASKET (BRAKE MASTER CYLINDER RESERVOIR COVER)</b>				
LA 22163-A	Neoprene - use with power brakes - also serviced in 2-2354 kit	1	All	56/59
<b>2-2164                    SPRING (BRAKE MASTER CYLINDER COMPENSATING PORT)</b>				
LA 22164-A	NS-Serviced in 2-2354 kit - use with power brakes	1	All	56/59
<b>2-2165                    RETAINER (BRAKE MASTER CYLINDER COMPENSATING PORT SPRING)</b>				
LA 22165-A	Use with power brakes - also serviced in 2-2354 kit	1	All	56/59
<b>2-2166                    COVER (BRAKE MASTER CYLINDER RESERVOIR)</b>				
LA 22166-A	Use with power brakes	1	All	56/57
LF 22166-A	Use with power brakes	1	All	58/59
<b>2167                    GASKET (BRAKE MASTER CYLINDER FILLER CAP)</b>				
8M 2167	41/64" I.D. x 1-7/8" O.D.	1	All	56
COAA 2167-A	2 hole mounting	1	All	56
91A 2167	1-17/64" I.D. x 1-1/2" O.D. - serviced in 2-2354 kit - use with power brakes and 6-1/8" diameter booster	1	All	56/59
MC 22167-A	NS-Body piston to hose tube plate - serviced in 2-2167 kit	1	All	56/59
<b>2-2167                    KIT (PISTON PACKING) POWER BRAKES</b>				
MGK 22167-A	Power brakes - use with 6-1/8" diameter booster - Consists of the following - (1) 59T-2348                    wick (1) LA-2356-A                    packing (1) LA-2357-A                    ring (1) MC-22167-A                    gasket (1) LE-22356-A                    diaphragm (1) LD-22365-A                    gasket (1) LD-22381-A                    hose	1	All	56/59
<b>2169                    PISTON (BRAKE MASTER CYLINDER)</b>				
FAA 2169-A	NS-Serviced in 2004 kit	1	All	56
<b>2173                    CUP (BRAKE MASTER CYLINDER PRIMARY)</b>				
FAA 2173-A	NS-Serviced in 2004 kit	1	All	56
<b>2174                    SNAP RING (BRAKE MASTER CYLINDER PISTON)</b>				
51A 2174-A		1	All	56
<b>2A175                    BAFFLE (FRONT BRAKE GREASE)</b>				
B2LY 2A175-A	⊕LA-2060-A, EB6A-2060-A	2	All	56/57
B8LY 2A175-A	⊕LF-2060-A	2	All	58/59

# Brakes

GROUP AND PART NUMBER	DESCRIPTION, SIZE, ETC.	NO. REQ'D	MODEL OR ENGINE CUBIC INCH DISPLACEMENT	YEAR 19_____
<b>2A176-7 LEVER (BRAKE SHOE ADJUSTING) FRONT &amp; REAR WHEEL</b>				
COLL 2A176-A	R.H.	2	All	59
COLL 2A177-A	L.H.	2	All	59
<b>2178 VALVE (BRAKE MASTER CYLINDER OUTLET CHECK)</b>				
AB 2178-B	NS-Serviced in 2178 kit	1	All	56
LE 2178-A	Use with power brakes and 6-1/8" diameter booster - also serviced in 2-2354 kit	1	All	56/59
B9KK 2178-A	Power brakes - use with 5-1/4" diameter booster	1	All	59
<b>2178 KIT (MASTER CYLINDER VALVE &amp; SEAT)</b>				
B5A 2178-B	Consists of the following - (1) AB-2178-B valve seat (1) FAA-22179-A seat	1	All	56/58
<b>2A178 CABLE (BRAKE SHOE ADJUSTING LEVER)</b>				
B8KY 2A178-A	⊕KD-22061-A	4	All	59
<b>2-2179 SEAT (MASTER CYLINDER OUTLET VALVE)</b>				
FAA 22179-A	NS-Serviced in 2178 kit	1	All	56
<b>2A179 GUIDE (BRAKE SHOE ADJUSTING LEVER CABLE)</b>				
B8KY 2A179-A	⊕KD-22066-A	4	All	59
<b>2180 BOOT (BRAKE MASTER CYLINDER)</b>				
OA 2180	Rubber - 2" approximate overall length	1	All	56
LD 2180-A	Rubber - 2-3/4" approximate overall length used with power brakes - also serviced in 2-2354 kit	1	All	56/57
<b>2183 SPRING (BRAKE MASTER CYLINDER OUTLET VALVE)</b>				
LA 2183-A	15/32" diameter - use with power brakes	1	All	56/59
<b>2A185 VALVE (BRAKE BOOSTER CHECK)</b>				
B5MY 2A185-A	⊕MC-22049-A (a)	1	All	58
B8MY 2A185-A	Use with 6-1/8" diameter booster - ⊕MK-22049-A	1	All	59
B9LY 2A185-A	Use with 5-1/4" diameter booster - ⊕B9LL-22049-A	1	All	59
40254-S	Screw-fill, hd, self tap, -No. 8-32 x 3/8"-to attach check valve	1	a	
<b>2188 PLATE (BRAKE MASTER CYLINDER PISTON STOP)</b>				
LA 2188-A		1	All	56
<b>2A188 SPACER (BRAKE PEDAL)</b>				
B8LY 2A188-A	3/8" I.D. x 5/8" O.D. x 3-51/64" long - ⊕LF-22483-A	2	All	58/59
<b>2190-1 CYLINDER (FRONT WHEEL BRAKE)</b>				
LD 2190-C	NS-R.H. - 1-3/32" dia. - use LD-2261-C	1	All	56/58
LD 2191-C	NS-L.H. - 1-3/32" dia. - use LD-2262-C	1	All	56/58
<b>2-2195 CLEVIS (PARKING BRAKE CABLE FRONT)</b>				
LD 22195-A		1	All	56/57
<b>2196-7 PISTON (FRONT &amp; REAR WHEEL BRAKE CYLINDER)</b>				
96H 2198-A	Front - 1-1/8" dia.	4	All	56
B9S 2198-A	Front - 1-3/32" dia. - ⊕LD-2196-A	4	All	56/58
8L 2197-A	Rear - 15/16" dia.	4	All	56/59
COLL 2196-A	Front - 1-3/32" dia.	4	All	59

# Brakes

GROUP AND PART NUMBER	DESCRIPTION, SIZE, ETC.	NO. REQ'D	MODEL OR ENGINE CUBIC INCH DISPLACEMENT	YEAR 19__
<b>2201 CUP (FRONT &amp; REAR BRAKE CYLINDER PISTON)</b>				
B9S 2202-A	Front wheel - 1-3/32" dia. - also serviced in 2221 kit	4	All	56/58
8L 2201	Rear wheel - 15/16" dia. - also serviced in 2128 kit	4	All	56/59
COLL 2202-A	Front wheel - 1-3/32" dia. - also serviced in 2221 kit	4	All	59
<b>2204-5 SPRING (FRONT &amp; REAR BRAKE CYLINDER PISTON RETURN)</b>				
AOA 2204-A	Rear wheel - 9/16" O.D. x 2-1/4" overall free length - (9-1/2) coils - @96H-2205-A	2	All	56/59
AOA 2205-A	Front wheel - 1-1/8"	2	All	59
<b>2206 BOOT (FRONT &amp; REAR BRAKE WHEEL CYLINDER)</b>				
96H 2206	Also serviced in 2128 and 2221 kits	8	All	56/59
<b>2-2207 TUBE &amp; BRACE (BRAKE BOOSTER)</b>				
LD 22368-A	Straight tube	1	All	56/57
LF 22207-A	"S" shaped - with brace - use with 6-1/8" dia. booster	1	All	58/59
<b>2208 SCREW (FRONT &amp; REAR BRAKE WHEEL CYLINDER BLEEDER)</b>				
8M 2208	3/8"-24 x 1-3/16" overall length	4	All	56/59
<b>2-2208 GASKET (BRAKE BOOSTER CHECK VALVE TO HOSE TUBE BRACE)</b>				
	See basic part number 2-2377			
<b>2211-2 PLATE (REAR BRAKE BACKING)</b>				
LD 2211-C	Rear - R.H.	1	All	56/57
LD 2212-C	Rear - L.H.	1	All	56/57
PB9L 2211-A	Rear - R.H.	1	All	58/59
LF 2212-A	Rear - L.H.	1	All	58
COLL 2212-A	Rear - L.H.	1	All	59
<b>2221 KIT (FRONT WHEEL BRAKE CYLINDER REPAIR)</b>				
HGK 2221-A	Consists of the following - (2) LD-2201-A cup (2) 96H-2206 boot	2	All	56/59
<b>2A225 KIT (BRAKE SPRING REPAIR) COMPLETE CAR SET</b>				
B4LY 2A225-A	Consists of the following - @HEK-22009-A (8) 96H-2036 spring (16) 6H-2066 cup (8) H-2068 spring (4) 8L-2069 pin (4) H-2092 plate (4) LA-2069-A pin (4) 8A-2092 plate	1	All	56/57
B8LY 2A225-A	Consists of the following - @HJK-22009-A (8) B5A-2035-A spring (16) B7A-2066-A cup (8) H-2068 spring (8) LF-2069-A pin (4) 8A-2092 cover	1	All	58/59
<b>2A238 VALVE (BRAKE BOOSTER CONTROL)</b>				
B9KY 2A238-A	Power brakes - use with 5-1/4" diameter booster	1	All	59
<b>2244 CLIP (FRONT &amp; REAR BRAKE PIPE TO AXLE &amp; FRAME)</b>				
8M 2244		(a) 2	All	56/59
354900-S8	Front brake-R.H. to frame assy. and rear brakes to tube assy.	2	a	

# Brakes

GROUP AND PART NUMBER	DESCRIPTION, SIZE, ETC.	NO. REQ'D	MODEL OR ENGINE CUBIC INCH DISPLACEMENT	YEAR 19__
<b>2248 BOLT (REAR AXLE BRAKE HOUSING)</b>				
8M 2248	Special head - use with std. and P/L differential	8	All	56/57
B7A 2248-A	Use with std. and P/L differential - @MG-2248-A	8	All	58/59
<b>2-2252 CLAMP (BRAKE RESERVOIR OUTLET HOSE TO BOOSTER)</b>				
AD 22252-A	Use as follows - (2) brake booster manifold hose to intake manifold to booster tube and booster assembly (2) hose reservoir to booster to booster assembly and reservoir assembly brake	4	All	57 & 59
<b>2261-2 CYLINDER (REAR WHEEL BRAKE)</b>				
	See basic part number 2061-2			
<b>2263-4 TUBE (FRONT &amp; REAR WHEEL BRAKE)</b>				
LD 2263-A	Front - R.H. - 37" approximate overall length (a,c)	1	All	56/57
LD 2264-A	Front - L.H. - 6 1/2" approximate overall length (a,c)	1	All	56/57
LD 2265-B	Rear - brake tube connector to rear hose - 42-1/2" approximate overall length (a,c)	1	All	56/57
LD 2267-A	NS-Rear - R.H. - 44-15/32" - approximate overall length cut from 8C-2269-B (a,c)	1	All	56/57
LD 2268-A	Rear - L.H. - 9-63/64" approximate overall length (a,c)	1	All	56/57
LF 2263-B	NS-Master cylinder to front wheel brake - R.H. - 3/16" O.D. x 62-1/2" overall length cut from 8C-2269-B - use with 6-1/8" dia. booster (b,c)	1	All	58/59
B9LL 2263-A	R.H. - 3/16" O.D. - steel - 65" long - master cylinder to front wheel brake - power brakes - use with 5-1/4" dia. booster	1	All	59
LF 2264-B	Front - R.H. - 14-1/2" approximate overall length - (b,c)	1	All	58
	For 1959 - L.H. - 3/16" O.D. - master cylinder to front wheel brake	1	All	59
LF 2267-B	NS-Rear - R.H. - 43-1/4" approximate overall length - cut from 8C-2269-B - (b,c)	1	All	58
	For 1959 - 3/16" O.D. - steel - 49-1/2" long	1	All	59
LF 2268-B	NS-Rear - L.H. - 11-7/8" approximate overall length - cut from 8C-2269-B (b,c)	1	All	58
	For 1959 - 3/16" O.D. - steel - 14" long	1	All	59
LF 22504-A	Brake intermediate hose to rear hose - 9-7/8" approximate overall length - use prior to 1-3-58 (b)	1	All	58
LF 22504-B	NS-Intermediate to rear brake hose - 19-5/8" long - use after 1-3-58 - cut from 8C-2269-B (b,c)	1	All	58
	For 1959 - 3/16" O.D. - steel - 23-1/2" long	1	All	59
LF 22505-B	NS-Rear - connector to intermediate hose - 110-1/2" approximate overall length - cut from 8C-2269-B (b,c)	1	All	58
	For 1959 - 3/16" O.D. - steel - 161" long	1	All	59
20328-S	Bolt-hex. hd. -3/8"-16 x 5/16"-to carrier housing cover	1	a	
31527-S8	Screw-hex. hd. -self tap -No.14-14 x 1/2"-to rear axle housing	1	a	
34807-S8	Lockwasher-3/8"-to carrier housing cover	1	a	

CONTINUED ON NEXT PAGE

# Brakes

GROUP AND PART NUMBER	DESCRIPTION, SIZE, ETC.	NO. REQ'D	MODEL OR ENGINE CUBIC INCH DISPLACEMENT	YEAR 19__
<b>2263-4 TUBE (FRONT &amp; REAR WHEEL BRAKE) CONTINUED</b>				
39881-S8	Screw-tap. -1/4"-20 x 1/2"-to attach tube assembly to No.2 body crossmember	1	b	
87942-S8	Nut-3/8"-24-tube fitting (1) to attach tube assembly to connector (1) to attach tube assembly to hose assembly	1	c	
354507-S	Clip-9/32"dia. -rear brake tube to rear hose to frame side member	1	a	
358277-S	Grommet-anti-rattle-for tube assembly	1	b	
358349-S32	Clip-tube-to rear axle housing cover (1) to attach tube assembly to rear brake to rear axle carrier	2	a	
<b>2-2264 TUBE (BRAKE MASTER CYLINDER TO CONNECTOR)</b>				
LD 22264-D	Use with power brakes - 20-1/2" approximate overall length	1	All	56
LD 22264-E	Use with power brakes - 16" approx. overall length	1	All	56
LD 22264-F	Use with power brakes - 12-1/2" approximate overall length	1	All	57
LF 22264-B	NS-18" approximate overall length - cut from 8C-2269-B For 1959 - 3/16" O.D. - steel - power brakes - use with 6-1/8" diameter booster	1	All	58
		1	All	59
B9LL 22264-A	3/16" O.D. - steel - 20" long - power brakes - use with 5-1/4" dia. booster	1	All	59
<b>2269 TUBING (BRAKE &amp; FUEL LINE)</b>				
8C 2269-A	5/16" O.D. x 25 foot roll - steel	(a)	AR All	56/59
8C 2269-B	3/16" O.D. x 25 foot roll - steel	(a)	AR All	56/59
B7Q 2269-A	3/8" O.D. x 25 foot roll - steel	(a)	AR All	56/59
91A 2269	1/4" O.D. x 25 foot roll - steel	(a)	AR All	56/59
97200-S	Clamp-power brake tubes		AR a	
<b>2276 BOLT (REAR BRAKE CYLINDER CONNECTION)</b>				
8L 2276	1/2"-20 x 1-1/8" - 27 female thread - with 13/32" dia. holes thru head - for attaching brake master cylinder outlet fitting	1	All	56/57
91T 2276	1/2"-20 x 1-1/8" - to attach master cylinder outlet fitting - use with power brakes	1	All	56/59
<b>2-2287 RETAINER (PARKING BRAKE CABLE GROMMET)</b>				
LF 22287-A		1	All	58/59
<b>2-2296 DIAPHRAGM (BRAKE BOOSTER POPPET)</b>				
B9MM 22296-A	Power brakes - use with 5-1/4" dia. booster - also serviced in 2-2354 kit	1	All	59
<b>2-2297 RETAINER (BRAKE BOOSTER DIAPHRAGM POPPET)</b>				
MG 22297-A	Power brakes - 5-1/4" dia. booster	1	All	59
<b>2-2298 BUMPER (BRAKE BOOSTER CONTROL VALVE)</b>				
B9KK 22298-A	Power brakes - use with 5-1/4" dia. booster	1	All	59

# Brakes

GROUP AND PART NUMBER	DESCRIPTION, SIZE, ETC.	NO. REQ'D	MODEL OR ENGINE CUBIC INCH DISPLACEMENT	YEAR 19__
<b>2-2301 POPPET (BRAKE BOOSTER DIAPHRAGM)</b>				
MG 22301-A	Power brakes - use with 5-1/4" dia. booster	1	All	59
<b>2-2304 PLATE (BRAKE BOOSTER DIAPHRAGM)</b>				
MG 22304-A	Power brakes - 5-1/4" dia. booster	1	All	59
<b>2-2316 HOSES &amp; TUBE (POWER BRAKE RESERVOIR)</b>				
LF 22316-B	Brake booster to brake reservoir steel tubing - 24" approximate overall length - use with 6-1/8" dia. booster	1	All	58/59
<b>2-2317 COUPLING (INTAKE MANIFOLD TO BRAKE CHECK VALVE)</b>				
LF 22317-A	To attach tube assembly to valve assembly	1	All	58/59
<b>2-2327 RETAINER (BRAKE BOOSTER BODY PISTON RETURN SPRING)</b>				
LA 22327-A	3-1/8" O.D. - use with 6-1/8" dia. booster	1	All	56/59
B9LL 22327-A	Power brakes - use with 5-1/4" dia. booster	1	All	59
<b>2344 CLAMP (POWER STEERING RETURN LINE)</b>				
97200-S8	5/8" I.D. - 3/8" open end with the following - (2) 1/4" dia. holes - @AF-33505-A (1) vent tube hose to tank (1) vent tube hose to vent upper tube	AR	All	56/58
<b>2-2344 VALVE (BRAKE BOOSTER POPPET)</b>				
LD 22344-A	Vacuum - use with 6-1/8" dia. booster - also serviced in 2-2344 kit (a)	1	All	56/59
LD 22346-A	Atmospheric - use with 6-1/8" dia. booster - also serviced in 2-2344 kit (a)	1	All	56/59
358797-S	Ring-snap	1	a	
<b>2-2344 KIT (POPPET REPLACEMENT)</b>				
MGK 22344-A	Power brakes - use with 6-1/8" dia. booster - Consists of the following - (1) MC-22167-A seal (1) LD-22344-A poppet (1) LD-22346-A poppet (1) LD-22365-A gasket (1) MC-22365-A gasket (2) LD-22438-A ring (1) LD-22440-A diaphragm (1) LD-22442-A spring (1) 358796-S ring (1) 358797-S ring	1	All	56/59
<b>2348 WICK (BRAKE VACUUM BOOSTER PISTON)</b>				
59T 2348	NS-Serviced in 2-2167 kit	1	All	56/59
<b>2349 HOSE (BRAKE CHECK VALVE TO BOOSTER)</b>				
B9MM 2349-A	25 foot roll - 11/16" O.D. x 11/32" I.D.	AR	All	59

# Brakes

GROUP AND PART NUMBER	DESCRIPTION, SIZE, ETC.	NO. REQ'D	MODEL OR ENGINE CUBIC INCH DISPLACEMENT	YEAR 19__
<b>2-2349 TUBE (INTAKE MANIFOLD TO BRAKE BOOSTER)</b>				
LD 22349-A		1	All	56
LD 22349-B		1	All	57
87968-S8	Connector-3/8"-18 x 1/2"-flared tube intake manifold to tube assembly	1	a	
<b>2-2354 STEM (BRAKE MASTER CYLINDER COMPENSATING PORT VALVE)</b>				
LA 22354-A	Use with power brakes - also serviced in 2-2354 kit	1	All	56/59
<b>2-2354 KIT (TREADLE-VACUUM REPAIR)</b>				
HGK 22354-A	Consists of the following - (1) LA-2152-A seal (1) 91A-2167 gskt. (1) LE-2178-A chk. valve (1) LD-2180-A guard (1) LA-2384-A seal (1) 59T-2437-A seal (1) LA-2440-A wshr. (1) TFAF-2493-A gskt. (1) LA-22160-A cup (1) LA-22161-A wshr. (1) LA-22162-A ring (1) LA-22163-A gskt. (1) LA-22164-A spring (1) LA-22165-A ret. (1) LA-22354-A seal (1) LD-22360-A stop (1) LA-22372-B ball (1) LA-22376-A gskt. (1) LA-22377-A gskt. (1) MC-22378-A gskt. (1) LA-22379-A gskt. (2) LA-22384-A gskt. (1) LD-22411-A seal (1) LA-22493-A gskt. (1) 358798-S wshr.	1	All	56/57
HJK 22354-A	Power brakes - use with 6-1/8" dia. booster - Consists of the following - (1) LA-2152-A seal (1) LA-2384-A seal (1) 59T-2437-A seal (1) TFAF-2493-A seal (1) LA-22160-A cup (1) LA-22161-A wshr. (1) LA-22163-A gskt. (1) LA-22165-A ret. (1) MC-22167-A gskt. (1) LE-22196-A cup (1) LF-22208-A gskt. (1) LD-22344-A vac. assy. (1) LD-22365-A gskt. (1) MC-22378-A gskt. (1) LA-22379-A gskt. (1) LD-22411-A seal (2) LD-22438-A ring (1) LD-22493-A gskt. (1) PB8L-2180-A seal (1) LD-22346-A poppet assy. (1) LA-22354-A seal-valve stem assy.	1	All	58/59
59LK 22354-A	Power brakes - use with 5-1/4" dia. booster - Consists of the following - (1) LA-2152-A seal (1) B9KK-2178-A cup (1) PB8L-2180-A seal (1) B9LL-2384-B seal (1) 59T-2437-A seal (1) B9LL-22160-A cup (1) LA-22163-A gskt. (1) LA-22165-A ret. (1) B9MM-22296-A diap. (1) B9KK-22298-A bmpr. (1) MG-22301-A poppet (1) LA-22354-A stem (1) MG-22411-A seal (1) LD-22493-A gskt. (1) B9LL-22501-A filter (1) 372512-S washer	1	All	59
<b>2356 PACKING (BRAKE BOOSTER BODY PISTON)</b>				
LA 2356-A	NS-Serviced in 2-2167 kit	1	All	56/59
<b>2-2356 DIAPHRAGM (BRAKE BOOSTER BODY)</b>				
LE 22356-A	NS-Serviced in 2-2167 kit	1	All	56/58
LF 22356-A	Power brakes - use with 6-1/8" dia. booster	1	All	58/59

# Brakes

GROUP AND PART NUMBER	DESCRIPTION, SIZE, ETC.	NO. REQ'D	MODEL OR ENGINE CUBIC INCH DISPLACEMENT	YEAR 19 ____
<b>2-2356 KIT (PISTON PACKING REPAIR)</b>				
MHK 22356-A	Power brakes - use with 5-1/4" dia. booster - Consists of the following - (1) MG-2348-A wick (1) MC-2356-A packing (1) MG-2357-A ring (1) MG-22381-A hose	1	All	59
<b>2357 RING (BRAKE BOOSTER BODY PISTON PACKING)</b>				
LA 2357-A	NS-Serviced in 2-2167 kit	1	All	56/59
<b>2-2358 SPRING (BRAKE BOOSTER BODY PISTON REACTION)</b>				
LE 22358-A		1	All	56/57
LF 22358-A	Power brakes - use with 6-1/8" dia. booster	1	All	58/59
<b>2-2360 INSULATOR (BRAKE BOOSTER BODY PISTON)</b>				
LD 22360-A	Power brakes - use with 6-1/8" dia. booster - also serviced in 2-2354 kit	1	All	56/59
<b>2361 SPRING (BRAKE BOOSTER BODY PISTON RETURN)</b>				
LA 2361-A	Power brakes - use with 6-1/8" dia. booster - 8-1/2" approximate free length - 4-1/4" dia. base	1	All	56/59
MG 2361-A	Power brakes - use with 5-1/4" dia. booster	1	All	59
<b>2-2365 GASKET (BRAKE BOOSTER BODY DIAPHRAGM)</b>				
LD 22365-A	NS-Serviced in 2-2167 and 2-2344 kits	1	All	56/59
<b>2366 BODY (BRAKE BOOSTER)</b>				
LA 2366-A	Not painted	(a) 1	All	56/57
LF 2366-A	Power brakes - use with 6-1/8" dia. booster	(a) 1	All	58/59
B9LL 2366-A	Power brakes - use with 5-1/4" dia. booster	1	All	59
43263-S8	Bolt and lockwasher assembly-hex. hd. - 1/4"-20 x 5/8" booster body assembly to master cylinder	3	a	
<b>2-2370 COVER (BRAKE BOOSTER CHECK VALVE)</b>				
LA 22370-A		1	All	56/57
<b>2-2371 SPRING (BRAKE BOOSTER CHECK VALVE)</b>				
LA 22371-A		1	All	56/57
<b>2-2372 BALL (BRAKE BOOSTER CHECK VALVE)</b>				
LA 22372-B	Also serviced in 2-2354 kit	1	All	56/57
<b>2-2376 GASKET (BRAKE BOOSTER CHECK VALVE)</b>				
LA 22376-A	49/64" I. D. x 29/32" O. D. - also serviced in 2-2354 kit	1	All	56/57
<b>2-2377 GASKET (BRAKE BOOSTER CHECK VALVE TO HOSE TUBE BRACE)</b>				
LA 22377-A	Also serviced in 2-2354 kit - (1) 17/32" dia. hole	1	All	56/57
LF 22208-A	Fibre - power brakes - use with 6-1/8" dia. booster	1	All	58/59
<b>2-2378 GASKET (BRAKE BOOSTER AIR CLEANER SCREW)</b>				
MC 22378-A	Power brakes - use with 6-1/8" dia. booster - also serviced in 2-2354 kit	1	All	56/59



# Brakes

GROUP AND PART NUMBER	DESCRIPTION, SIZE, ETC.	NO. RLO'D	MODEL OR ENGINE CUBIC INCH DISPLACEMENT	YEAR 19_____
<b>2-2379 GASKET (BRAKE BOOSTER BODY END PLATE)</b>				
LA 22379-A	Power brakes - use with 6-1/8" dia. booster - also serviced in 2-2354 kit	1	All	56/59
<b>2-2380 PLATE (BRAKE BOOSTER ROD END)</b>				
LF 22380-A	Power brakes - use with 6-1/8" dia. booster	1	All	58/59
B9LL 22380-A	Power brakes - use with 5-1/4" dia. booster	1	All	59
<b>2-2381 HOSE (BRAKE BOOSTER CHECK VALVE TUBE TO BODY PISTON)</b>				
LD 22381-A	NS-Serviced in 2-2167 kit	1	All	56/59
<b>2-2382 COVER (BRAKE BOOSTER AIR CLEANER)</b>				
LD 22382-A		1	All	56/57
LF 22382-A	Power brakes - use with 6-1/8" dia. booster (a)	1	All	58/59
33169-S7	Screw-No. 8 x 1/4"-pan hd.tap. -attach cover brake booster air cleaner	1	a	
<b>2384 SEAL (BRAKE BOOSTER PUSH ROD)</b>				
LA 2384-A	Power brakes - use with 6-1/8" dia. booster - also serviced in 2-2354 kit	1	All	56/59
B9LL 2384-B	Power brakes - use with 5-1/4" dia. booster - also serviced in 2-2354 kit	1	All	59
<b>2-2384 GASKET (BRAKE BOOSTER AIR CLEANER)</b>				
LA 22384-A	Also serviced in 2-2354 kit	2	All	56/57
LF 22384-A	Power brakes - use with 6-1/8" dia. booster - also serviced in 2-2354 kit	1	All	58/59
<b>2385 WASHER (BRAKE BOOSTER PUSH ROD SEAL)</b>				
LF 2385-A		(a) 1	All	58/59
358798-S	5/16" I.D. x 2-11/16" O.D. -felt-also serviced in 2-2354 kit	1	a	
<b>2-2393 TUBE (BRAKE BODY PISTON TO HOSE)</b>				
LD 22393-A	Power brakes - use with 6-1/8" dia. booster (a)	1	All	56/57 & 59
LA 22393-A		(a) 1	All	58
352528-S8	Screw-No.10-24 x 7/16"-pan hd. -retain tube assembly to piston	1	a	
<b>2394 RETAINER (BRAKE BOOSTER BODY PISTON PACKING)</b>				
LD 2394-A	Power brakes - use with 6-1/8" dia. booster	1	All	56/59
<b>2395 PISTON (BRAKE BOOSTER BODY)</b>				
LD 2395-A	Power brakes - use with 6-1/8" dia. booster	1	All	56/59
LF 2395-A	Valve - brake booster control - power brakes - use with 6-1/8" dia. booster	1	All	58/59
<b>2-2396 CONNECTOR (BRAKE BOOSTER MANIFOLD TUBE TO MANIFOLD)</b>				
LD 22396-A		(a) 1	All	56
LD 22396-B		1	All	57
354964-S	Standard brakes	1	a	
<b>2-2401 PLATE (BRAKE BOOSTER BODY PISTON) REAR</b>				
MG 22401-A	Power brakes - use with 5-1/4" dia. booster	1	All	59
<b>2-2411 SEAL (BRAKE BOOSTER PUSH ROD TO PISTON)</b>				
LD 22411-A	Power brakes - use with 6-1/8" dia. booster - also serviced in 2-2354 kit	1	All	56/59
MG 22411-A	Power brakes - use with 5-1/4" dia. booster - also serviced in 2-2354 kit	1	All	59

# Brakes

GROUP AND PART NUMBER	DESCRIPTION, SIZE, ETC.	NO. REQ'D	MODEL OR ENGINE CUBIC INCH DISPLACEMENT	YEAR 19__
<b>2-2412 ARM (BRAKE BOOSTER POPPET PIVOT)</b>				
LD 22412-A	Power brakes - use with 6-1/8" dia. booster	1	All	56/59
<b>2-2413 BASE (BRAKE BOOSTER VACUUM POPPET PIVOT ARM)</b>				
LD 22413-A	Power brakes - use with 6-1/8" dia. booster (a)	1	All	56/59
358795-S7	Ring-snap-19/32"-retain base brake booster vacuum poppet pivot arm	1	a	
<b>2429 RETAINER (BRAKE BOOSTER PISTON FELT)</b>				
LD 2429-A	Power brakes - use with 6-1/8" dia. booster	1	All	56/59
MG 2429-A	Power brakes - use with 5-1/4" dia. booster	1	All	59
<b>2437 SEAL (BRAKE BOOSTER SLAVE CYLINDER END BODY)</b>				
59T 2437	55/64" I.D. x 1-1/64" O.D. - used with power brakes - serviced in 2-2354 kit	1	All	56/59
<b>2-2437 STEM (BRAKE BOOSTER VACUUM POPPET COMPENSATOR)</b>				
LD 22437-A	Power brakes - use with 6-1/8" dia. booster	1	All	56/59
<b>2-2438 RETAINER (BRAKE BOOSTER VACUUM POPPET VALVE)</b>				
LD 22438-A	Power brakes - use with 6-1/8" dia. booster - also serviced in 2-2344 kit	2	All	56/59
<b>2-2439 PLATE (BRAKE BOOSTER VACUUM POPPET DIAPHRAGM BACKING)</b>				
LD 22439-A	Power brakes - use with 6-1/8" dia. booster	1	All	56/59
<b>2440 COLLAR (BRAKE BOOSTER PUSH ROD)</b>				
LA 2440-A	Power brakes - use with 6-1/8" dia. booster - also serviced in 2-2354 kit	1	All	56/59
<b>2-2440 DIAPHRAGM (BRAKE BOOSTER VACUUM POPPET COMPENSATOR)</b>				
LD 22440-A	Power brakes - use with 6-1/8" dia. booster - also serviced in 2-2344 kit	1	All	56/59
<b>2-2441 SPRING (BRAKE BOOSTER VACUUM VALVE POPPET RETURN)</b>				
LD 22441-A	Power brakes - use with 6-1/8" dia. booster	1	All	56/59
B9MM 22441-A	Power brakes - use with 5-1/4" dia. booster	1	All	59
<b>2-2442 SPRING (BRAKE BOOSTER ATMOSPHERIC POPPET VALVE HOLD DOWN)</b>				
LD 22442-A	Power brakes - use with 6-1/8" dia. booster - also serviced in 2-2344 kit	1	All	56/59
<b>2454 PAD (BRAKE PEDAL)</b>				
LF 2454-A	Black *Use on 57B, 58B, 60B, 76B for 1957	1	All*	56/58
LF 2454-C	Brown	1	All	56/58
LF 2454-E	Green	1	All	56/58
B9L 2454-A	Black	1	All	59
B9L 2454-B	Blue	1	All	59
B9L 2454-C	Brown	1	All	59
B9L 2454-D	Gray	1	All	59
B9L 2454-E	Green	1	All	59

# Brakes

GROUP AND PART NUMBER	DESCRIPTION, SIZE, ETC.	NO. REQ'D	MODEL OR ENGINE CUBIC INCH DISPLACEMENT	YEAR 19__
<b>2455 PEDAL (BRAKE)</b>				
LD 2455-A	Standard brakes	(b) 1	All	56
LD 2455-B	Use with power brakes	(b) 1	All	56/57
LF 2455-B		(a) 1	All	58/59
33846-S8	Nut-hex-1/2"-20-to brake pedal support and brake assembly	1	b	
34370-S	Nut-light hex. -3/8"-24 lock pedal assembly to brake pedal support	2	a	
34671-S8	Nut-hex. -7/16"-20-brake pedal to support and brace and brake pedal assembly	1	b	
34784-S7	Lockwasher-trapezoidal-7/16"-20-brake pedal to support and brace assembly	1	b	
45585-S	Bolt-hex-3/8"-24 x 4-1/2" pedal assembly to brake pedal support	2	a	
357626-S7	Lockwasher-special 1/2"-brake pedal shaft to support and brake assembly	1	b	
<b>2456 SPRING (PARKING BRAKE RETRACTING)</b>				
8A 2456-B	8" free length - (34) coils	1	All	56/59
<b>2461 BUSHING (BRAKE PEDAL)</b>				
LE 2461-A	Nylon-5/8" I. D. x 11/16" O. D. x 59/64" long	2	All	56/57
LF 2461-A	5/8" I. D. x 11/16" O. D. - nylon	4	All	58/59
<b>2462 BOLT (BRAKE-MASTER CYLINDER LINK ROD)</b>				
LD 2462-C		(a) 1	All	56
354011-S7	Washer-3-wave spring-17/32" I. D. -to pedal assy.	1	a	
<b>2466 LINK (BRAKE PEDAL LEVER TO MASTER CYLINDER OPERATING LEVER)</b>				
LD 2466-A	With (2) 3/8" dia. holes - used with power brakes	(a,c) 1	All	56/57
LF 2466-B		(b,c) 2	All	58/59
72009-S2	Cotter pin-3/32" x 5/8"-used with power brakes (1) to attach link to pedal assembly (1) to attach link to lever assembly	2	c	
354419-S100	Pin-clevis-3/8" x 1-1/16"-to operating lever assembly	1	a	
356363-S7	Washer-spring-3/8" I. D. x 9/16" O. D. -to operating lever assembly and brake pedal assembly-use with power brakes	2	a	
358603-S	Pin-clevis-3/8" x 1-3/8"-to brake pedal assembly - use with power brakes	1	a	
370143-S100	Pin-3/8" x 1-3/32" clevis (1) to attach link to pedal assembly (1) to attach link to lever assembly	2	b	
<b>2472 SPRING (BRAKE PEDAL RETRACTING)</b>				
LD 2472-B	1/2" free length - (3) coils	1	All	56
<b>2478 SHAFT (BRAKE PEDAL)</b>				
LD 2478-A		(a) 1	All	56/57
33846-S8	Nut-hex. -1/2"-20-to attach shaft to support assembly brake pedal	1	a	
357626-S7	Lockwasher-special-1/2"-to attach shaft to support assembly brake pedal	1	a	
<b>2482 SHAFT (BRAKE MASTER CYLINDER OPERATING LEVER)</b>				
LE 2482-A	Shaft - use with power brakes	(a) 1	All	56/57
351022-S2	Nut-hex. lock-3/8"-24-to brake master cylinder operating lever assy.	1	a	
354420-S100	Nut-hex. lock-3/8"-24-to lever assy. operating	1	a	

# Brakes

GROUP AND PART NUMBER	DESCRIPTION, SIZE, ETC.	NO. REQ'D	MODEL OR ENGINE CUBIC INCH DISPLACEMENT	YEAR 19__
<b>2-2482 INSULATOR (BRAKE PEDAL HUB SPRING)</b>				
LD 22482-A	Nylon	1	All	56
<b>2493 GASKET (BRAKE BOOSTER END PLATE) AIR</b>				
B9MM 2493-A	Also serviced in 2-2354 kit	1	All	56/58
TFAF 2493-A	Also serviced in 2-2354 kit	1	All	59
<b>2-2493 GASKET (BRAKE BOOSTER BODY TO MASTER CYLINDER)</b>				
LD 22493-A	Use with power brakes - also serviced in 2-2354 kit	1	All	56/59
<b>2-2501 HAIR (FUEL PUMP BODY CURLED)</b>				
MG 22501-A	Also used for power brakes - 3.6 grams for 58	1	368, 430	56/58
		AR	430	59
<b>2-2509 SCREW (BRAKE BOOSTER ATMOSPHERIC POPPET VALVE) SILENCER</b>				
LF 22509-A	Power brakes - use with 6-1/8" dia. booster	1	All	58/59
B9LL 22509-A	Power brakes - use with 5-1/4" dia. booster	1	All	59
<b>2514 LEVER (BRAKE MASTER CYLINDER OPERATING)</b>				
LD 2514-C		(a) 1	All	56/57
LF 2514-A		(b) 1	All	58/59
352601-S8	Bolt-hex. hd. -5/16"-24 x 1-1/16"-to booster assy.	1	a	
357624-S7	Lockwasher-special-5/16"-to booster assembly	1	a	
359588-S	Nut-hex. -5/16"-24-selflock lever assembly to booster assembly	1	b	
359589-S	Bolt-5/16"-24-shoulder lever assembly to booster assembly	1	b	
<b>2-2515 BUSHING &amp; SPACER (BRAKE MASTER CYLINDER OPERATING LEVER)</b>				
LA 22515-A	Nylon-1/2" I.D. x 9/16" O.D. - use with power brakes	2	All	56/57
<b>2519 BRACKET (PARKING BRAKE CABLE SUPPORT)</b>				
BAK 2519-A		1	All	58/59
<b>2-2521 BUSHING (BRAKE PEDAL LEVER)</b>				
LA 22521-A	3/8" I.D. x 7/16" O.D. x 11/64" long - used with power brakes	4	All	56/59
<b>2-2522 RETAINER (BRAKE MASTER CYLINDER)</b>				
LD 22522-A		1	All	56/57
<b>2525 CLIP (BRAKE PUSH ROD TO OPERATING LEVER) ANTI-RATTLE</b>				
MC 2525-B		1	All	58/59
<b>2-2546 "O" RING (A/COND. HOSE COUPLING)</b>				
22546-12	Union and adaptor - small 5/8" O.D. round	AR	All	58/59
22546-17	Union and adaptor - large 1" O.D. round	AR	All	58/59
<b>2558 CAP (BRAKE MASTER CYLINDER PLUNGER)</b>				
B9LL 2558-A	Power brakes - use with 5-1/4" dia. booster	1	All	59
<b>2569 TUBE (INTAKE MANIFOLD TO BRAKE BOOSTER)</b>				
B8LY 2569-A	⊕LF-22351-B	(a) 1	All	58
B8LY 2569-C	⊕LF-22351-D	(a) 1	All except 430-6V	59
87968-S8	Connector-3/8"-18 x 1/2"-flared tube intake manifold to tube assy.	1	a	

# Brakes

GROUP AND PART NUMBER	DESCRIPTION, SIZE, ETC.	NO. REQ'D	MODEL OR ENGINE CUBIC INCH DISPLACEMENT	YEAR 19__
<b>2A605 LEVER (PARKING BRAKE EQUALIZER)</b>				
B6LY 2A605-A	11-15/32" long - @LD-2532-A	1	All	56/57
<b>2A606 LEVER ASSEMBLY (PARKING BRAKE EQUALIZER)</b>				
B8LY 2A606-A	@LF-22100-B (a)	1	All	58/59
33925-S8	Nut-hex. -jam-3/8"-24	2	a	
<b>2A613 RETAINER (BRAKE EQUALIZER LEVER)</b>				
B8LY 2A613-A	@BAK-2292-A	1	All	58/59
<b>2-2619 PAD (PARKING BRAKE)</b>				
LF 22619-B		1	All	58/59
B9LL 2A647-A		1	All	59
<b>2628 ROD (PARKING BRAKE EQUALIZER)</b>				
LD 2628-B	8-7/8" approximate overall length	1	All	56/57
<b>2-2629 TRUNNION (PARKING BRAKE EQUALIZER)</b>				
LD 22629-A		1	All	56/57
<b>2A635 CABLE &amp; CONDUIT (PARKING BRAKE) REAR</b>				
B6LY 2A635-A	68" approx. o/all length - @LD-2275-A	1	All	56/57
B8LY 2A635-A	93-1/2" approx. o/all length - @LF-2275-B (a)	2	All	58/59
40143-S	Screw-5/16"-18 x 1/2" self tapping- (4) to attach cable and conduit assy. to trailing arm assy. - R.H. and L.H. (2) to attach cable and conduit assy. to front of torque box - L.H.	6	a	
<b>2A637-8 LEVER (PARKING BRAKE OPERATING)</b>				
B7MY 2A637-A	R.H. - @KD-2103-A (a)	1	All	58/59
B7MY 2A638-A	L.H. - @KD-2104-A (a)	1	All	58/59
351467-S	Washer-spring-3/8" I.D. x 25/32" O.D. - anti-rattle lever assembly to shoe and lining assembly	1	a	
<b>2A642 STRUT (PARKING BRAKE)</b>				
A9LY 2A642-A	@8L-2108	2	All	56/57
COLL 2A642-A	@MA-2108-A	2	All	58/59
<b>2760 CONTROL (PARKING BRAKE RELEASE)</b>				
B9LF 2760-A	Vacuum	1	All	59
<b>2768 EQUALIZER (PARKING BRAKE CABLE)</b>				
LD 2119-A	6-1/2" overall length	1	All	56/57
LF 2768-A	Rear	1	All	58/59
<b>2780 CONTROL (PARKING BRAKE)</b>				
LD 2780-A	"T" shaped type handle	1	All	56/57
LF 2780-B	Foot operated stainless steel release pad (a)	1	All	58/59
COLL 2780-A	With auxiliary mechanical release lever	1	All	59
20369-S2	Bolt-hex. -3/8"-24 x 7/8"-control assembly to body cowl side	3	a	
34807-S2	Lockwasher-3/8"-spring control assembly to body cowl side	3	a	
72004-S	Pin-3/32" x 1/2"-cotter to attach cable and conduit assembly to control assembly	1	a	
76005-S2	Pin-5/16" x 13/16"-clevis cable and conduit assembly to control assembly	1	a	

# Brakes

GROUP AND PART NUMBER	DESCRIPTION, SIZE, ETC.	NO. REQ'D	MODEL OR ENGINE CUBIC INCH DISPLACEMENT	YEAR 19__
<b>2786 RETAINER (RATCHET BAR LOCKING SPRING)</b>				
OM 2786		1	All	56/57
<b>2788 SPRING (RATCHET BAR LOCKING)</b>				
OM 2788	Outer	1	All	56/57
<b>2-2797 ANTI-SQUEAK (PARKING BRAKE MOUNTING BRACKET)</b>				
LD 22797-A	NS-2" x 1-1/4" - impregnated webbing - secure locally	1	All	56/57
<b>2804 PULLEY (PARKING BRAKE CABLE)</b>				
OM 2804		1	All	56/57
<b>2814 CLIP (HAND BRAKE CABLE SPRING LOCK)</b>				
8M 2814		1	All	56/58
78 2814-A	Use as follows - (2) each front brake hose to front brake hose bracket (1) rear wheel brake hose assembly to frame	AR	All	56/59
MC 2814-A	Use as follows - (a) (2) cable and conduit assembly parking brake to bracket (1) cable and conduit assembly to bracket parking brake cable front	3	All	56/59
LA 2860-A	1-1/2" long with (2) 23/64" holes (1) cable and conduit assembly to front face of torque box (2) cable and conduit assembly to trailing arm assembly L. H. and R. H.	(a) 3 (a) 3	All 54A, 65A, 68A, 75A	56/57 & 59 58
40143-S	Screw-5/16"-18 x 1/2" self tap. (4) to attach cable conduit assembly to trailing arm assembly - L. H. and R. H. (2) to attach cable and conduit assembly to front of torque box - L. H.	6	a	
<b>2819 PIN (PARKING BRAKE HANDLE LOCKING)</b>				
OM 2819	Straight knurled - 5/32" dia. x 13/32" overall length	1	All	56/57
<b>2853 CABLE &amp; CONDUIT (PARKING BRAKE) FRONT</b>				
LD 2853-A	64-5/8" approximate overall length	1	All	56/57
LF 2853-B	54-1/2" approximate overall length (a)	1	All	58/59
40143-S	Screw-5/16"-18 x 1/2"-self tap. (4) to attach cable and conduit to trailing arm assembly (2) to attach cable and conduit assembly to front to torque box - L. H.	6	a	
72004-S	Pin-3/32" x 1/2"-cotter cable and conduit assembly to control assembly	1	a	
76005-S2	Pin-5/16" x 13/16"-clevis cable and conduit assembly to control assembly	1	a	

# Brakes

GROUP AND PART NUMBER	DESCRIPTION, SIZE, ETC.	NO. REQ'D	MODEL OR ENGINE CUBIC INCH DISPLACEMENT	YEAR 19__
<b>2859 PIN (PARKING BRAKE LEVER)</b>				
8A 2859	Straight knurled - 5/32" dia. x 17/32" overall length	1	All	56/57
OM 2859	Straight knurled - 9/32" dia. x 15/16" overall length	1	All	56/57
<b>2881 BASE (AIR CONDITIONER COMPRESSOR)</b>				
ECU 2881-A	(a)	1	All except 76	57
304635-S	Cap screw-hex. hd. - 5/16"-24 x 5/8"	10	a	
<b>2-2881-2 HEAD (AIR CONDITIONER COMPRESSOR CYLINDER)</b>				
	See basic part number 19658			
<b>2882 BRACKET (AIR CONDITIONER COMPRESSOR MOUNTING BASE)</b>				
EBJ 2882-A	Triangular - 3-5/8" x 2-3/4" x 3-3/8"	(a) 1	All except 76	56
ECK 2882-A	Mounts as base	(a) 1	All except 76	56
ECU 2882-A	Mounts as base	(a) 1	All except 76	56
ECU 2882-B	Front	(b) 1	All except 76	57
EDJ 2882-B	Used with belt driven P/S only	1	All	58/59
B9ME 2882-A	Use with crankshaft driven P/S only	1	All	59
34782-S7	Lockwasher-trapezoidal-3/8" bracket to comp.	1	a, b	
354484-S	Bolt-hex. -7/16"-14 x 1-1/4"	4	a	
<b>2884 CLUTCH (AIR CONDITIONER COMPRESSOR)</b>				
B7MY 2884-A	With (2) pulley sheave - ⊕ECU-22880-A	(a) 1	All except 76	56
B7MY 2884-B	With (1) pulley sheave - ⊕ECU-22880-B	(a) 1	All except 76	57
B8MY 2884-A	⊕B8ME-2981-A	1	All	58
COME 2981-A		1	All	59
74175-S	Key-5/8" x 5/32"-clutch to compressor crankshaft	1	a	
304683-S	Bolt-hex. hd. -5/16"-24 x 1"	1	a	
358605-S	Washer-flat-21/64"-clutch to compressor	1	a	
<b>2887 SPACER (COMPRESSOR MOUNTING BRACKET)</b>				
EDG 2887-A	Use with crankshaft driven P/S	1	All	59
<b>2-2887 GASKET (AIR CONDITIONER COMPRESSOR MOUNTING BRACKET)</b>				
B7A 22887-A		1	All except 76	56

# Brakes

GROUP AND PART NUMBER	DESCRIPTION, SIZE, ETC.	NO. REQ'D	MODEL OR ENGINE CUBIC INCH DISPLACEMENT	YEAR 19__
<b>2888 KIT (AIR CONDITIONER AIR COMPRESSOR BRACE)</b>				
58LK 2888-A	Consists of the following - ‡ (1) EDJ-2888-A brace (1) EDJ-6066-C bolt (1) 20348-S8 bolt (2) 33798-S8 nut (1) 33799-S8 nut (2) 34806-S8 washer (2) 34807-S8 washer (2) 44722-S8 washer (2) 372194-S stud (1) 372296-S stud  ‡ Detail of kit not serviced loose	1	All	58
<b>2888 BRACE (AIR CONDITIONER AIR COMPRESSOR TO ENGINE MANIFOLD)</b>				
EDJ 2888-A	Use with belt driven P/S only	1	All	58/59
<b>2-2900-1 SHIELD (AIR CONDITIONER COMPRESSOR PULLEY BEARING)</b>				
ECG 22900-A	Front	1	All except 76	56/57
ECG 22901-A	Rear	1	All except 76	56/57
<b>2902 BRACKET (AIR CONDITIONER COMPRESSOR SUPPORT)</b>				
ECU 2902-A		(a) 1	All except 76	56
ECU 2902-B	Rear	(a) 1	All except 76	57
ECU 22905-A	Compressor to manifold	(a) 1	All except 76	57
EDJ 2902-B		1	All	58/59
34782-S7	Lockwasher-trapezoidal-3/8"	2	a	
<b>2-2903 SUPPORT (COMPRESSOR MOUNTING BRACKET)</b>				
B9ME 22903-A	Use with crankshaft driven P/S	1	All	59
<b>2909 DISC &amp; HUB (A/COND. COMPRESSOR CLUTCH)</b>				
ECZ 2909-A		1	All except 76	56
ECU 2909-A		1	All except 76	57
EDC 2909-A		1	All	58
B9ME 2909-A		1	All	59
<b>2945 GASKET (A/COND. COMPRESSOR CYLINDER HEAD) R. H.</b>				
ECU 2945-A	For L.H. see 2-2946 - also serviced in 2-2966 kit	1	All except 76	57
<b>2-2945 SCREW (A/COND. COMPRESSOR SUCTION)</b>				
ECU 22945-A		1	All except 76	57

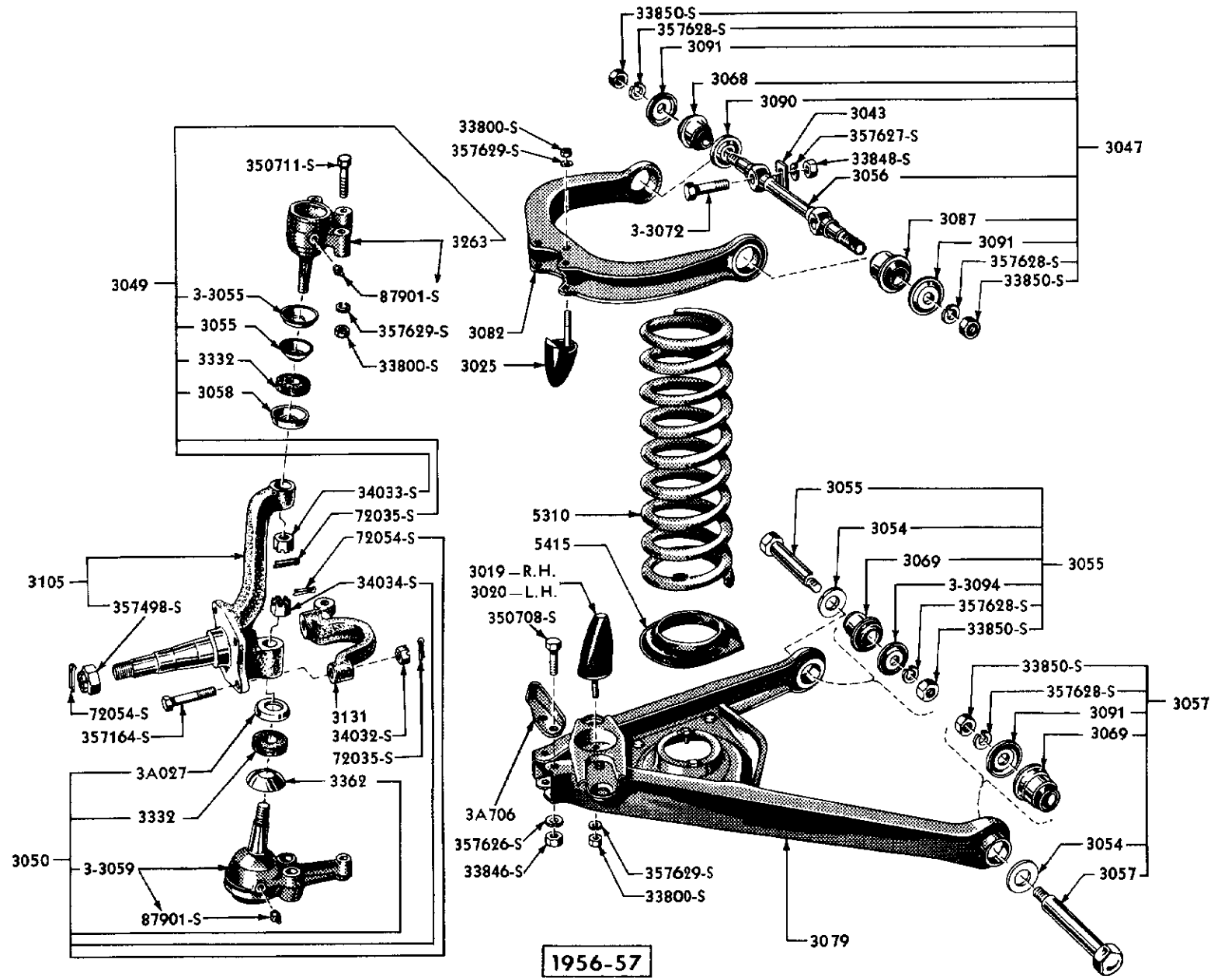


# Brakes

GROUP AND PART NUMBER	DESCRIPTION, SIZE, ETC.	NO. REQ'D	MODEL OR ENGINE CUBIC INCH DISPLACEMENT	YEAR 19__
<b>2-2946 GASKET (A/COND. COMPRESSOR CYLINDER HEAD) L. H.</b>				
ECU 22946-A	For R.H. see 2945 - also serviced in 2-2967 kit	1	All except 76	57
<b>2-2948-9 GASKET (A/COND. COMPRESSOR CYLINDER)</b>				
ECU 22948-A	R.H. - also serviced in 2-2966 kit	1	All except 76	57
ECU 22949-A	L.H. - also serviced in 2-2967 kit	1	All except 76	57
<b>2-2958 VALVE (A/COND. COMPRESSOR INLET)</b>				
ECU 22958-A	(a)	1	All except 76	57
304683-S	Cap screw-hex. hd. -5/16-24 x 1"	2	a	
<b>2965 KIT (A/COND. COMPRESSOR OIL SEAL)</b>				
HHK 2965-A	Consists of the following - (a) ‡ (1) ECU-2965-A seal ‡ (1) ECU-22964-A plate (1) ECU-22965-A gasket ‡ Detail of kit not serviced loose	1	All except 76	57
304683-S	Cap screw-hex. hd. -5/16"-24 x 1"	6	a	
358605-S	Washer-flat-5/16"	6	a	
<b>2-2965 GASKET (A/COND. COMPRESSOR FRONT COVER)</b>				
ECU 22965-A	Also serviced in 2965 kit	1	All except 76	57
EDB 12596-A	Also serviced in 19655 kit	1	All	58
<b>2-2966-7 PLATE (A/COND. COMPRESSOR VALVE)</b>				
ECU 22966-A	NS-R.H. - serviced in 2-2966 kit	1	All except 76	57
ECU 22967-A	NS-L.H. - serviced in 2-2967 kit	1	All except 76	57
<b>2-2966-7 KIT (A/COND. COMPRESSOR VALVE)</b>				
HHK 22966-A	R. H. Consists of the following - (1) ECU-2945-A gasket (1) ECU-22948-A gasket ‡ (1) ECU-22966-A plate ‡ Detail of kit not serviced loose	1	All except 76	57
HHK 22967-A	L. H. Consists of the following - (1) ECU-22946-A gasket (1) ECU-22949-A gasket ‡ (1) ECU-22967-A plate ‡ Detail of kit not serviced loose	1	All except 76	57

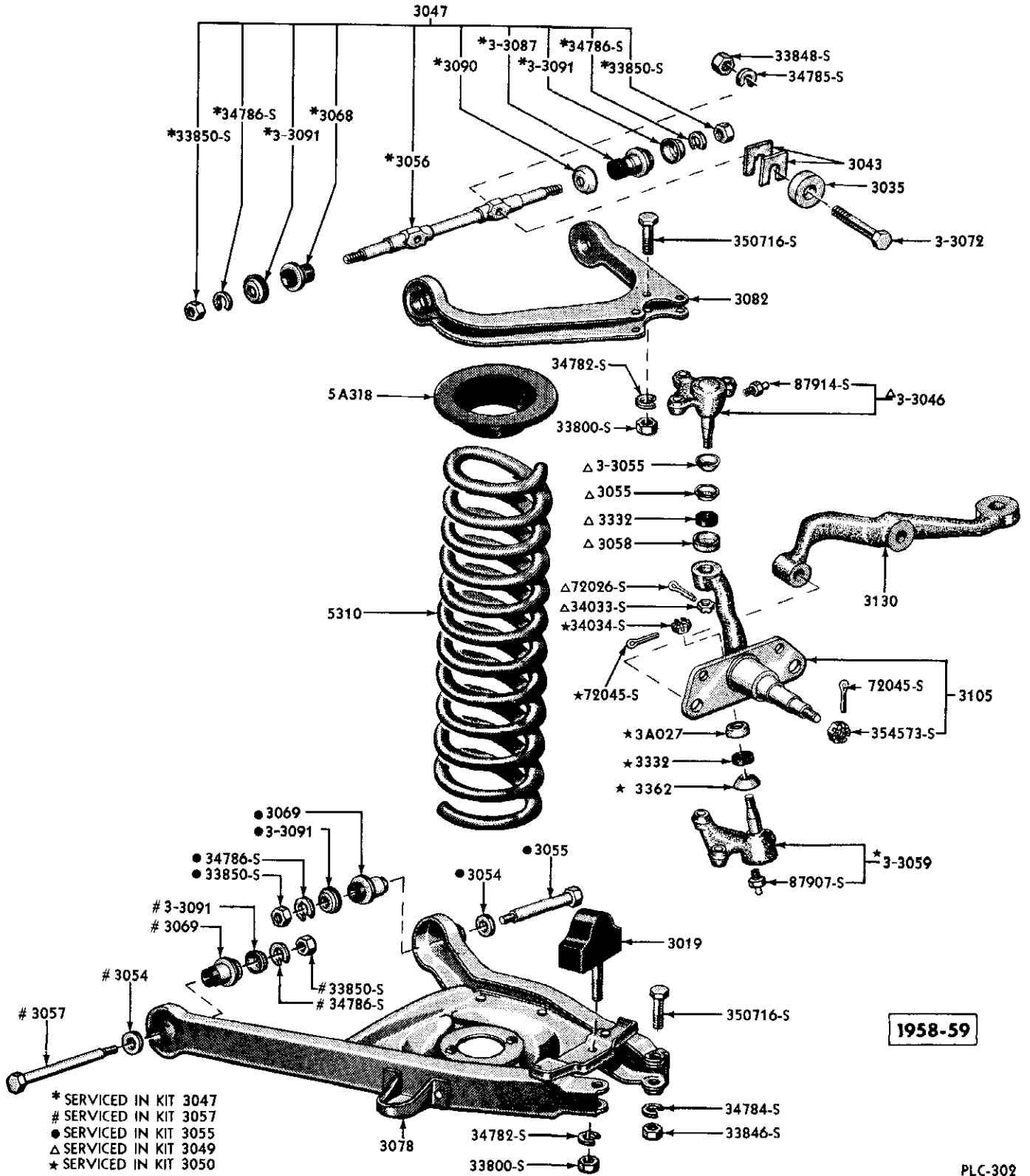
# Brakes

GROUP AND PART NUMBER	DESCRIPTION, SIZE, ETC.	NO. REQ'D	MODEL OR ENGINE CUBIC INCH DISPLACEMENT	YEAR 19__
<b>2-2968 GASKET (AIR CONDITIONER COMPRESSOR OIL PUMP)</b>				
ECU 22968-A		2	All except 76	57
<b>2969 VALVE (AIR CONDITIONER COMPRESSOR DISCHARGE)</b>				
ECU 2969-A		(a) 1	All except 76	57
304683-S	Cap screw-hex. hd. -5/16"-24 x 1"	2	a	
<b>2979 HOLDER (AIR CONDITIONER COMPRESSOR CLUTCH BRUSH)</b>				
B6AZ 2979-A	⊕ECZ-22883-A	1	All except 76	56
B7LY 2979-A	⊕ECU-22883-A	1	All except 76	57
COAE 2979-A	A/cond.	1	All	58
B9AE 2979-A		1	All	59
<b>2980 RING (AIR CONDITIONER COMPRESSOR CLUTCH) SLIP</b>				
B9ME 2980-A		1	All	58/59
<b>2981 CLUTCH (AIR CONDITIONER COMPRESSOR)</b>				
	See basic part number 2884			
<b>2990 BEARING (COMPRESSOR PULLEY)</b>				
B6LY 2990-A	⊕ECG-22888-B	(a) 1	All except 76	56/57
B8AZ 2990-A	⊕EDC-22888-A, EB8A-2885-A	(a) 1	All	58
B9ME 2990-A	Use with 2981 only	1	All	58/59
370376-S	Ring-snap-2-1/4" I.D.	2	a	
370377-S	Ring-snap-1" I.D.	1	a	
<b>2992 GASKET (AIR CONDITIONER COMPRESSOR VALVE PLATE)</b>				
B8MY 2992-A	Also serviced in 19671 and 19673 kits - ⊕B9AE-19657-A	1	All	58/59
<b>2995 HEAD (AIR CONDITIONER COMPRESSOR CYLINDER)</b>				
	See basic part number 19658			
<b>2996 GASKET (AIR CONDITIONER COMPRESSOR BASE)</b>				
	See basic part number 19B651			
<b>2997 MUFFLER &amp; TUBE (AIR CONDITIONER COMPRESSOR)</b>				
B9LF 2997-B		1	All	59

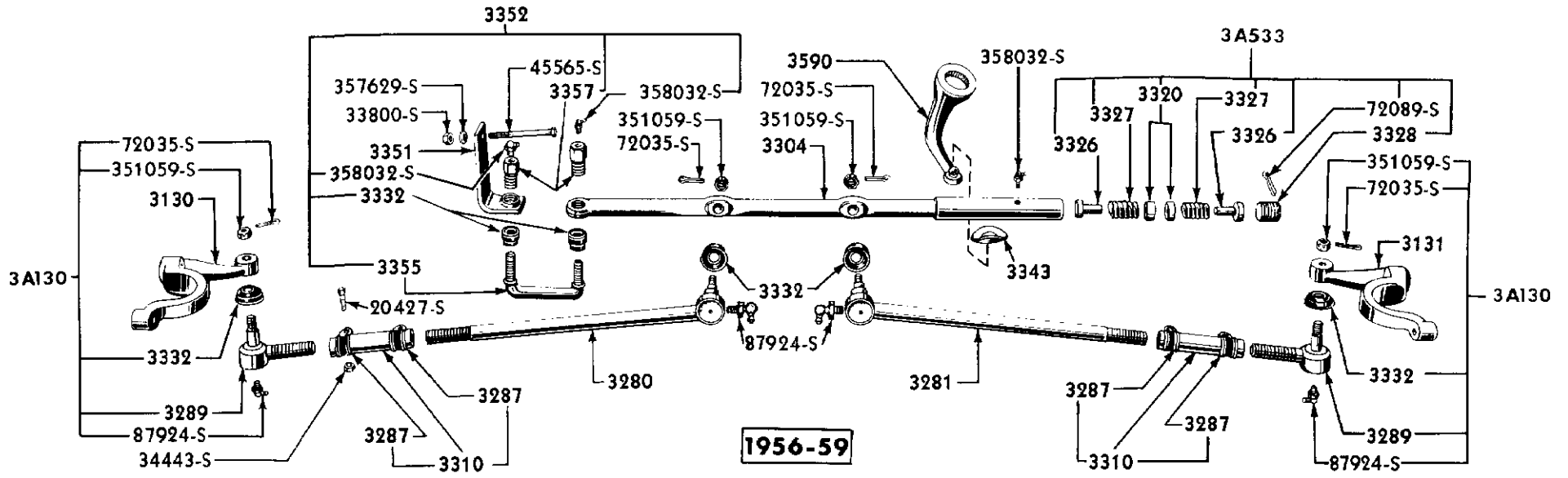


1956-57

FRONT SUSPENSION



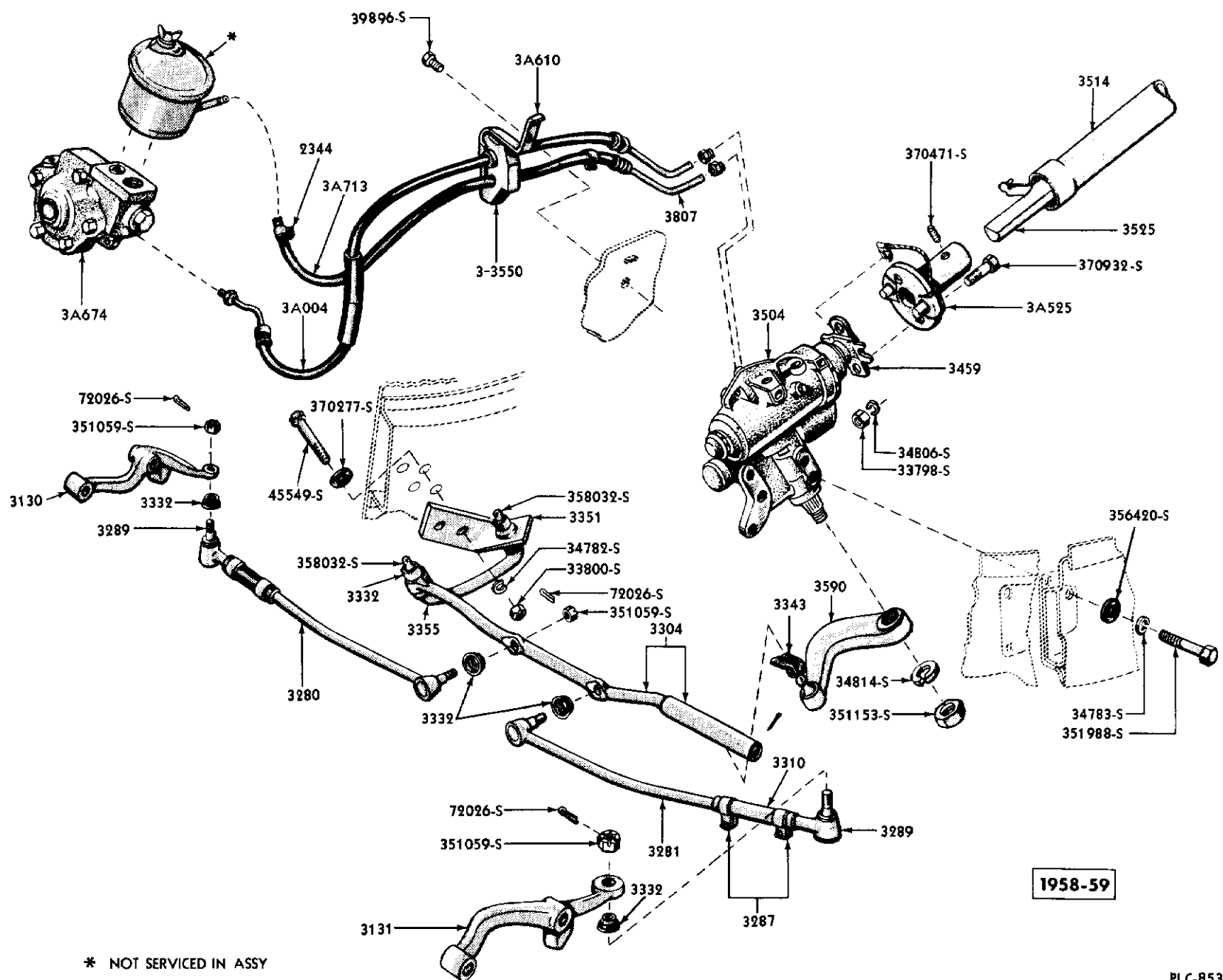
FRONT SUSPENSION



1956-59

PLC-170

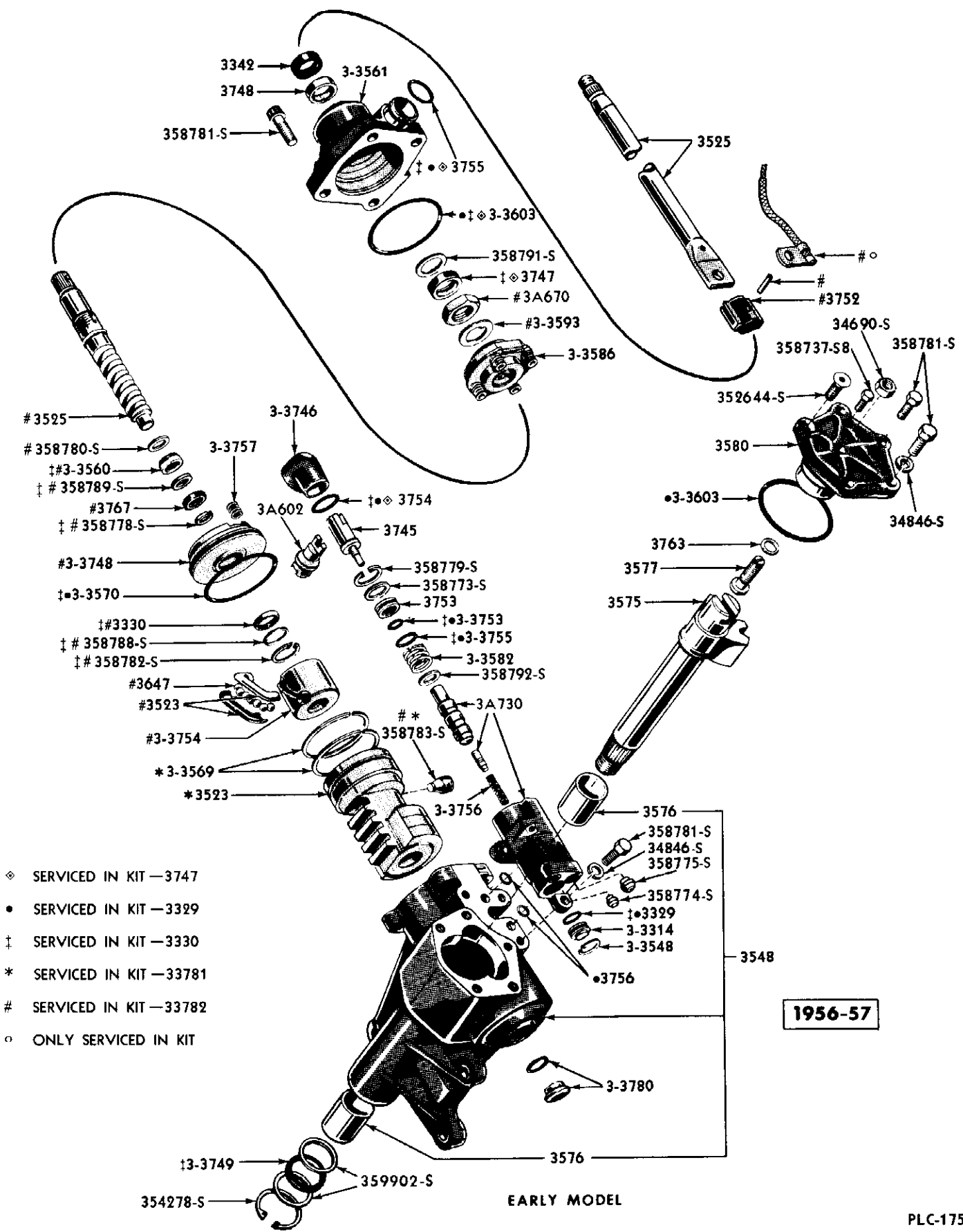
STEERING LINKAGE



\* NOT SERVICED IN ASSY

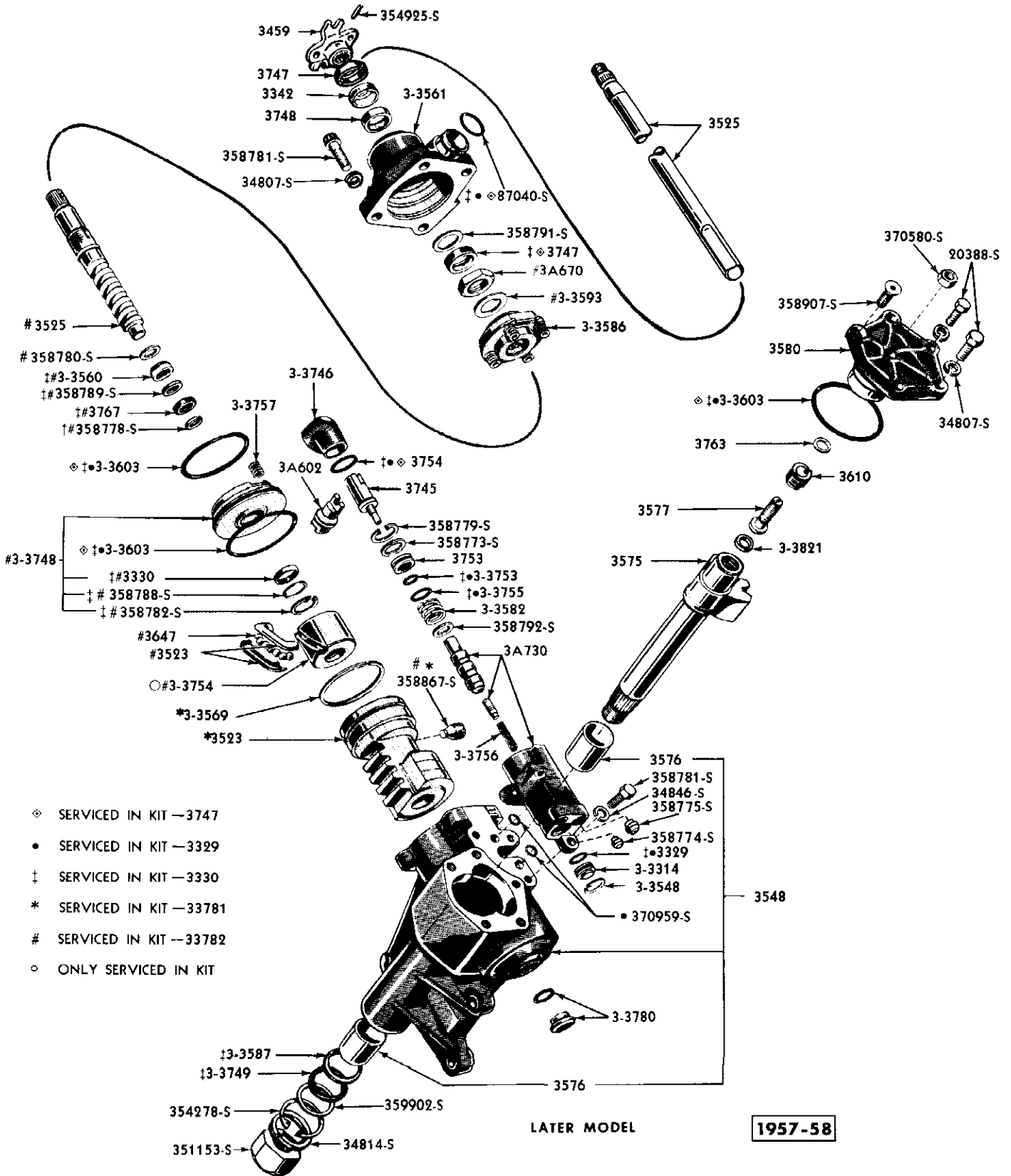
### STEERING SYSTEM-BELT DRIVEN

1958-59



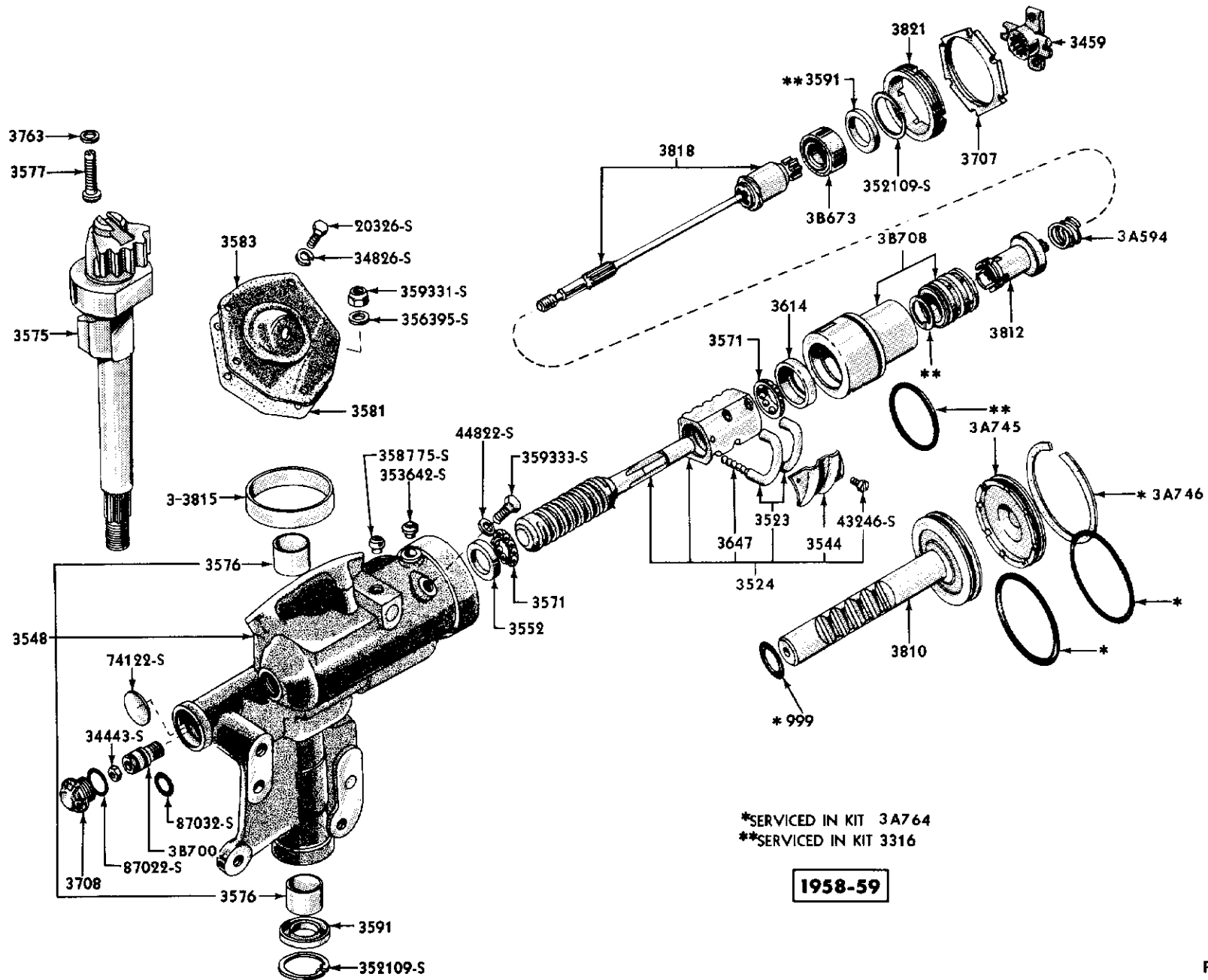
- ◆ SERVICED IN KIT—3747
- SERVICED IN KIT—3329
- † SERVICED IN KIT—3330
- \* SERVICED IN KIT—33781
- # SERVICED IN KIT—33782
- ONLY SERVICED IN KIT

STEERING GEAR - P/S



STEERING GEAR - P/S

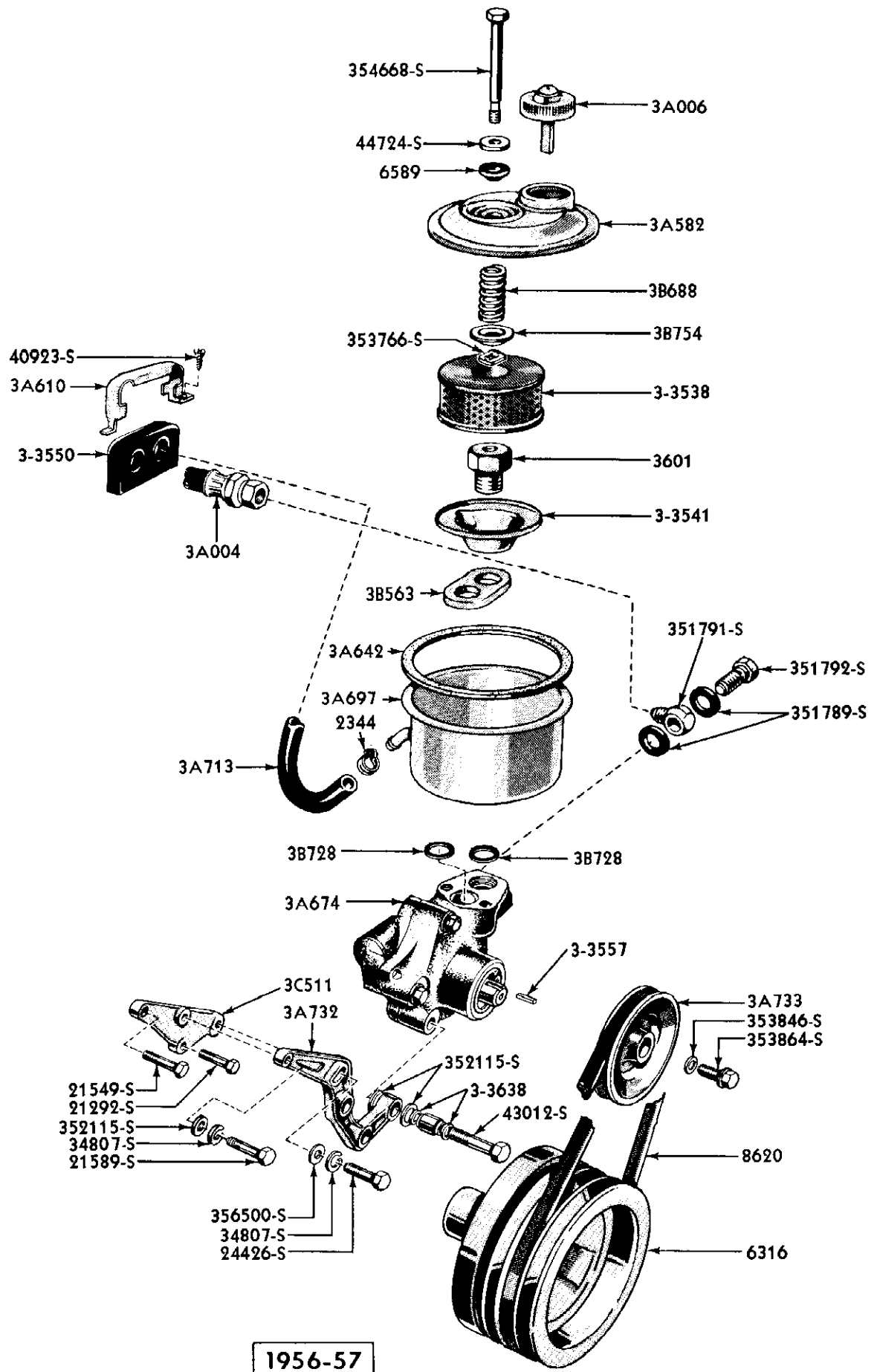




\*SERVICED IN KIT 3A764  
 \*\*SERVICED IN KIT 3316

1958-59

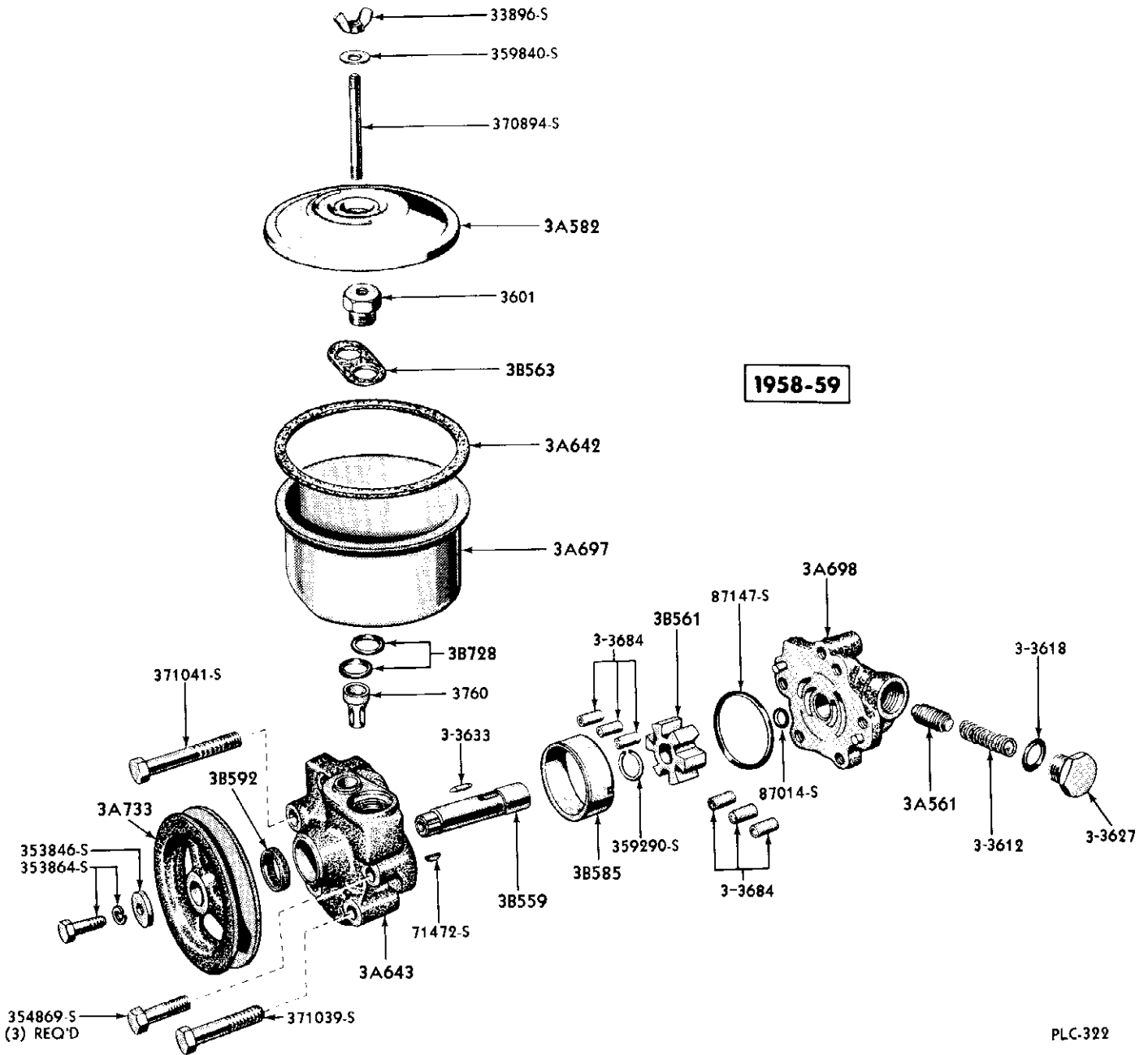
STEERING GEAR - P/S



1956-57

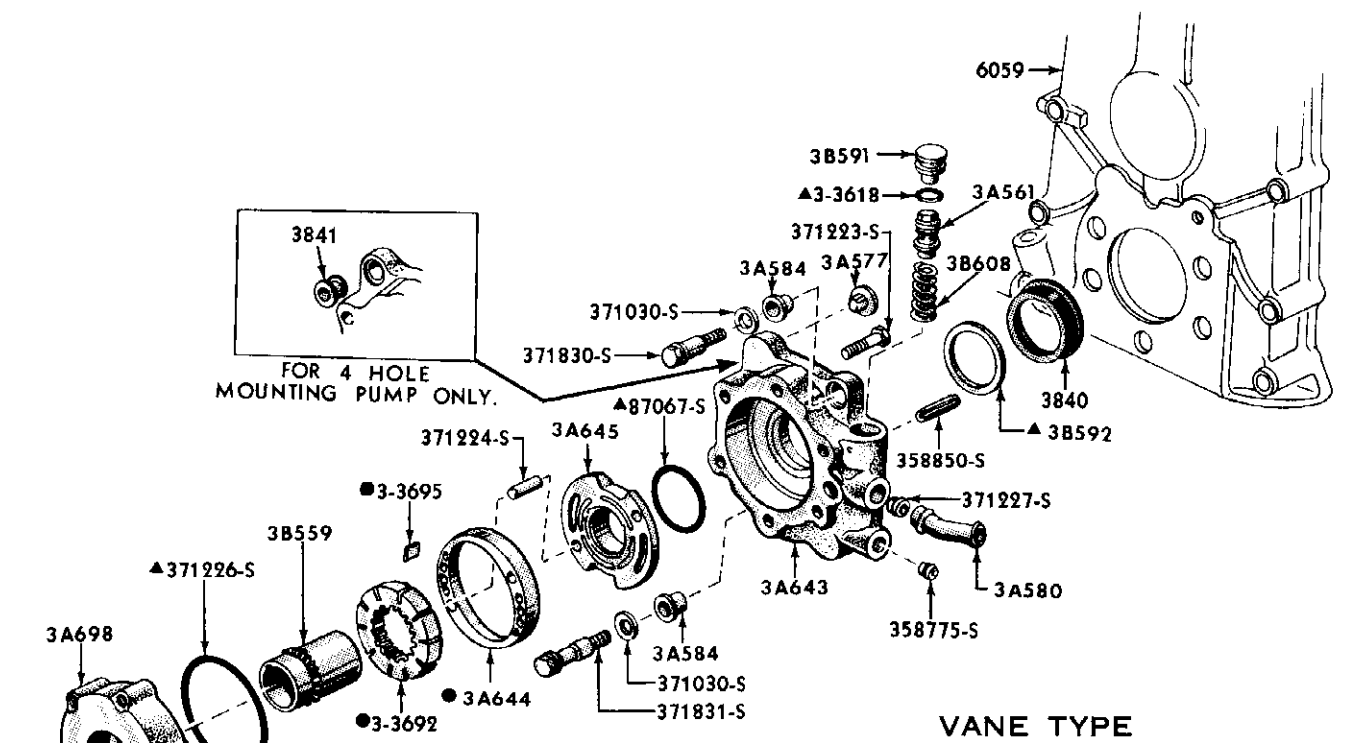
PLC-125

POWER STEERING PUMP & RESERVOIR



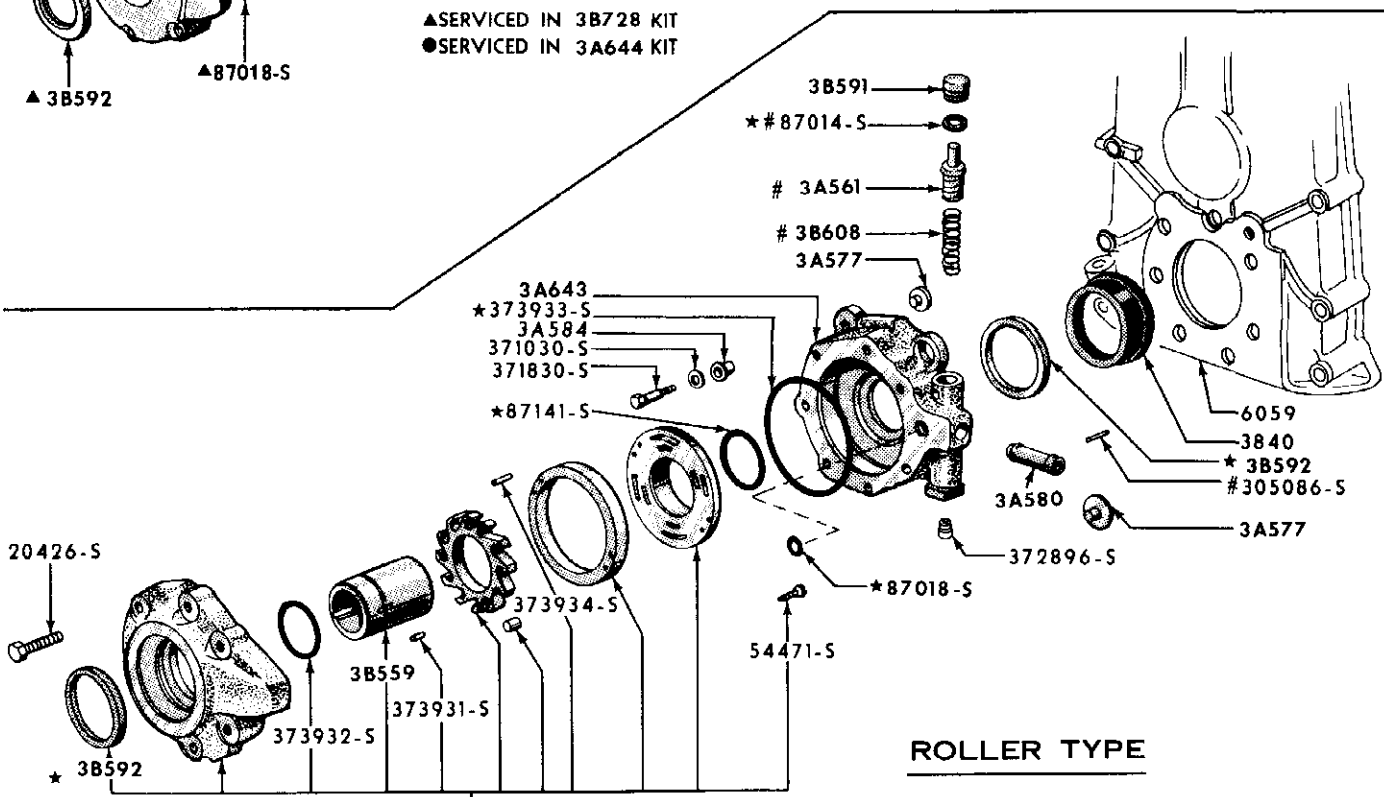
**POWER STEERING PUMP & RESERVOIR**

PLC-322



**VANE TYPE**

- ▲SERVICED IN 3B728 KIT
- SERVICED IN 3A644 KIT



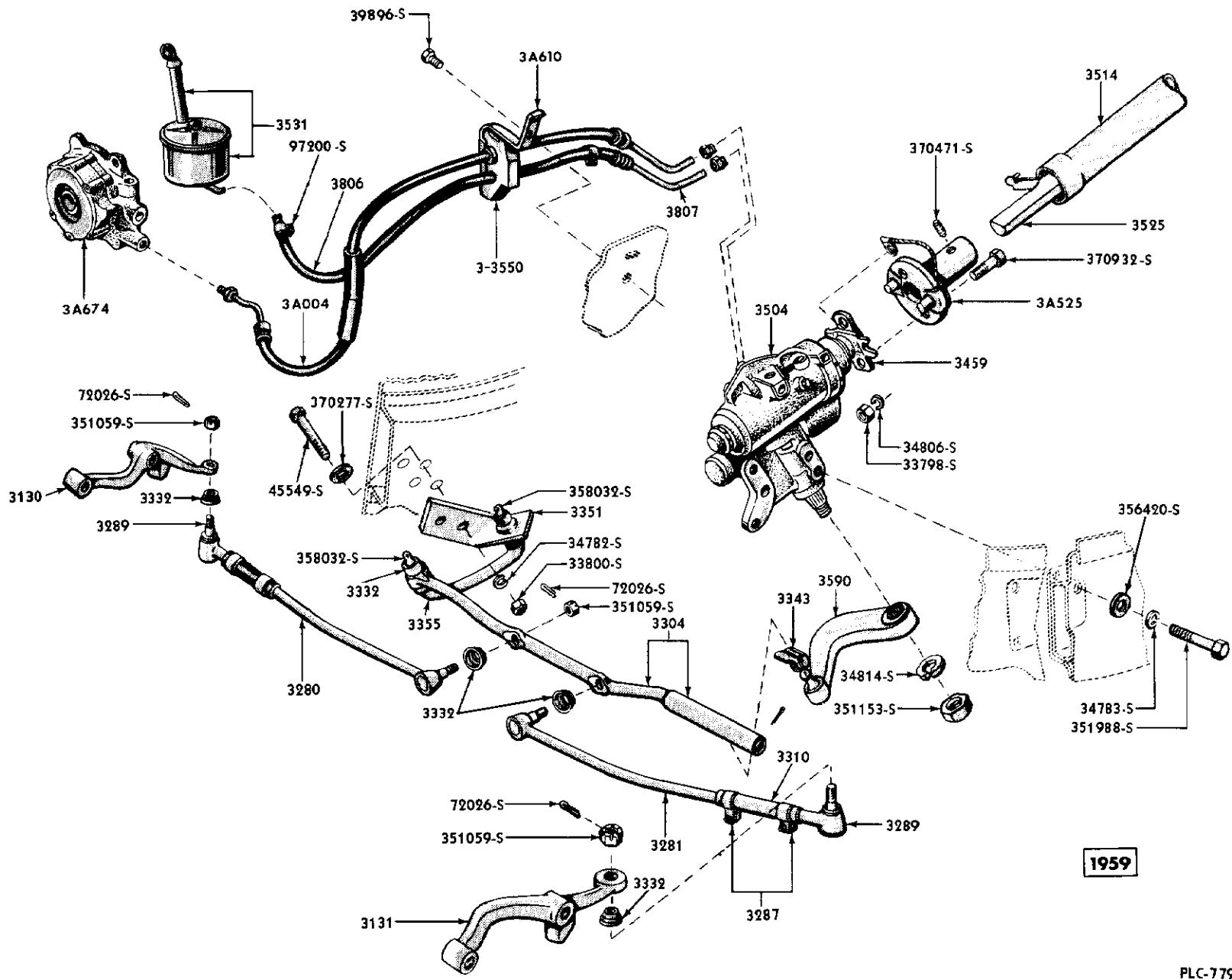
**ROLLER TYPE**

- \* SERVICED IN 3B728 KIT
- # SERVICED IN 3A561 KIT

1959

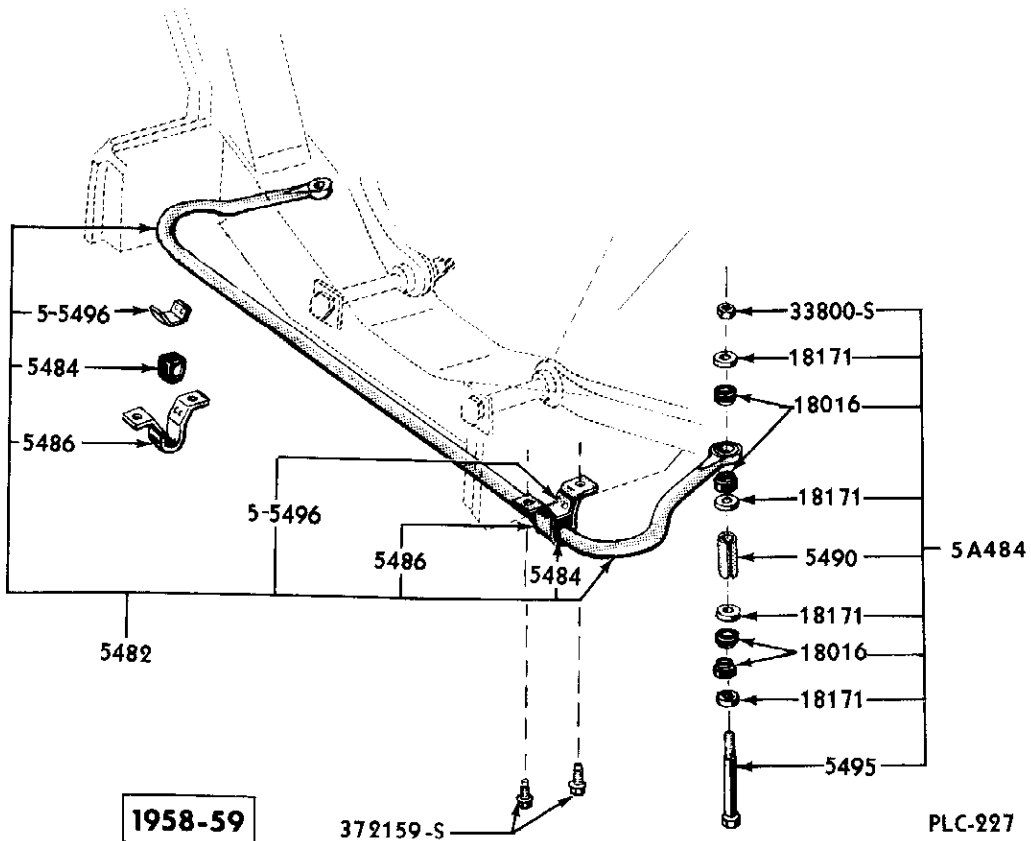
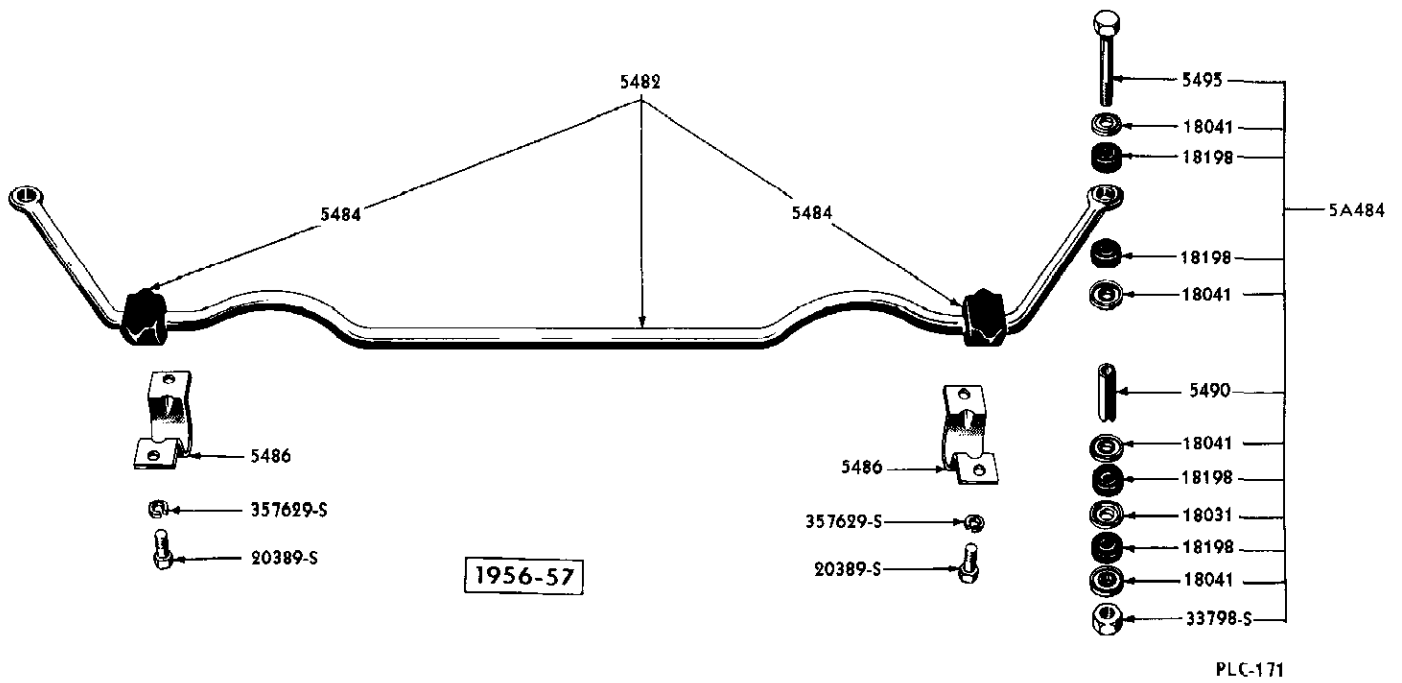
PLC-1014

**POWER STEERING PUMPS - C/SHAFT DRIVEN**

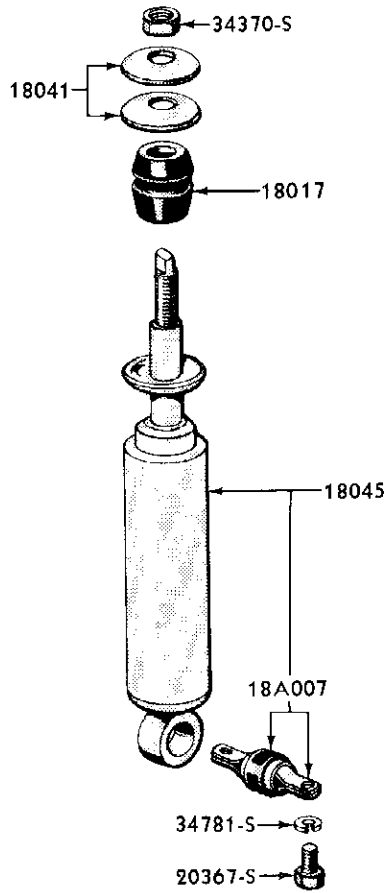
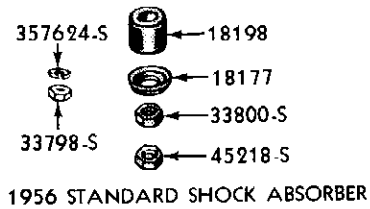
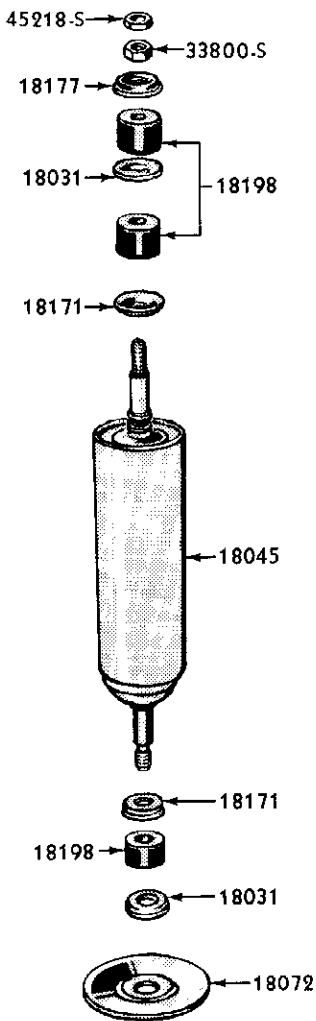


1959

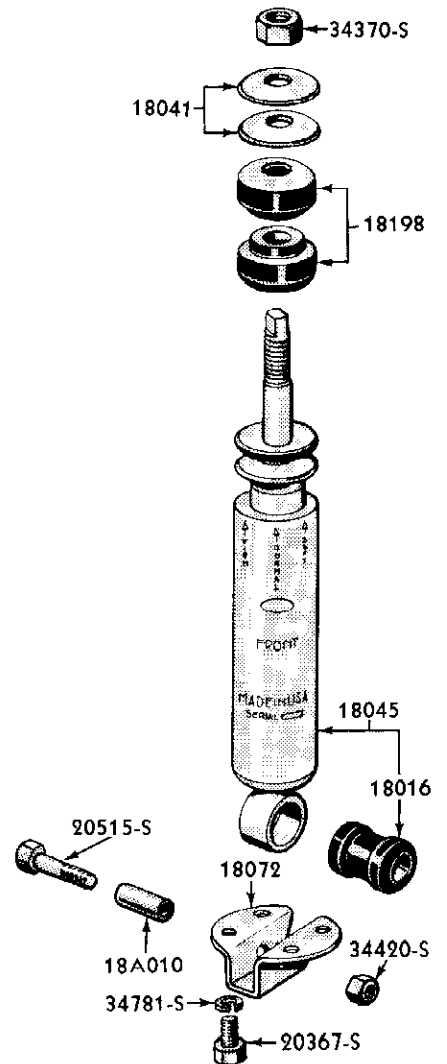
POWER STEERING SYSTEM - C/SHAFT DRIVEN



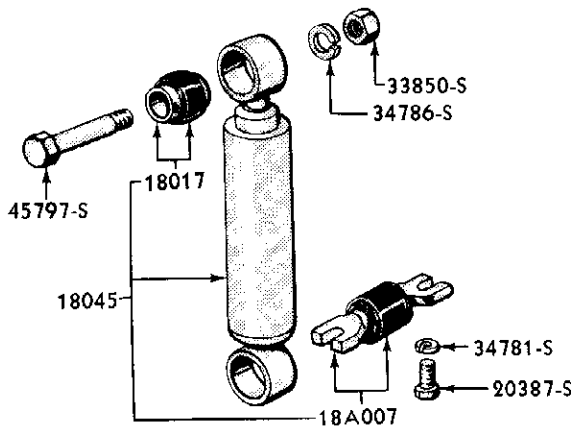
STABILIZER BAR



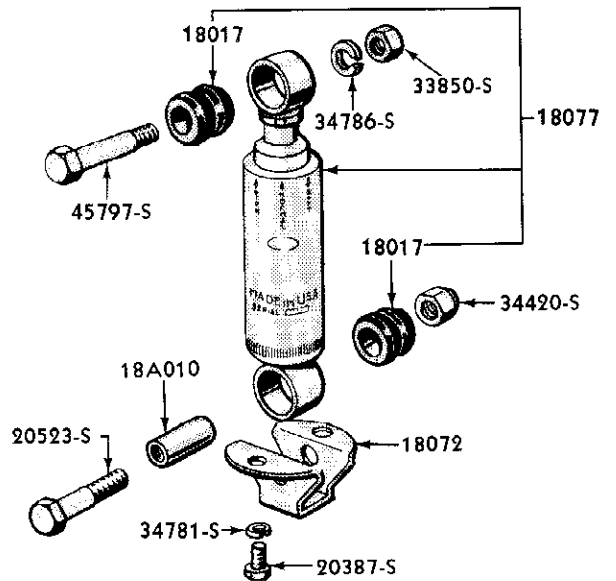
1957 STANDARD SHOCK ABSORBER



1956-57 HEAVY DUTY SHOCK ABSORBER

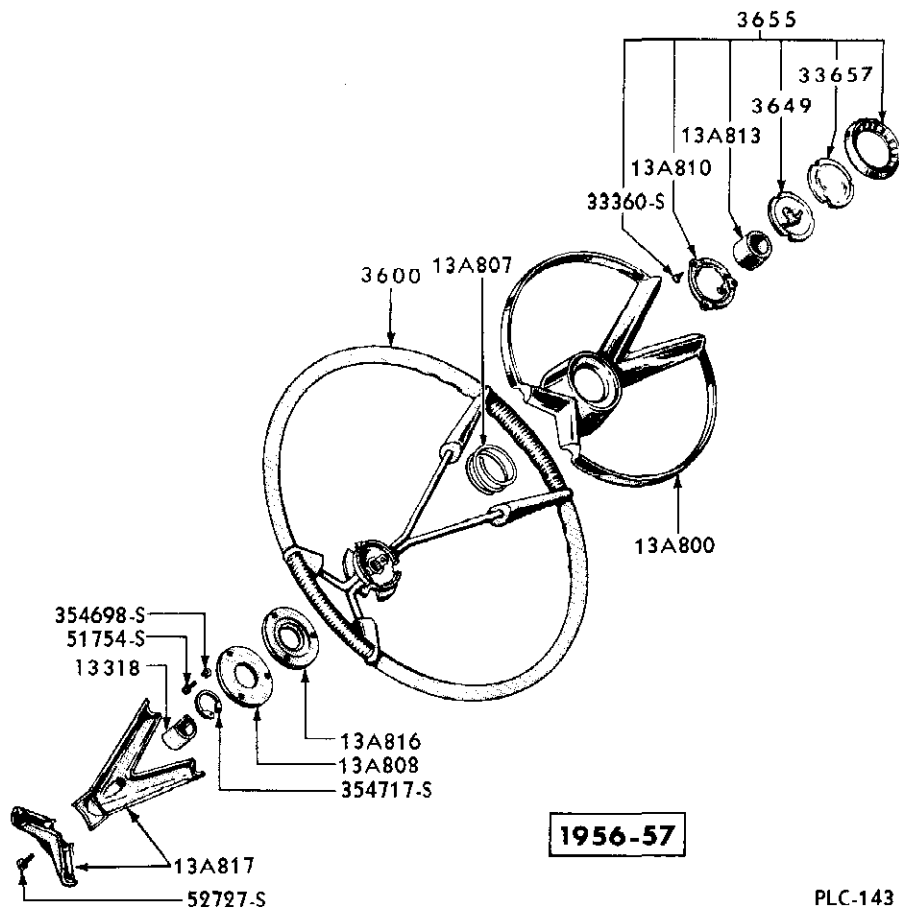


1958-59 STANDARD SHOCK ABSORBER



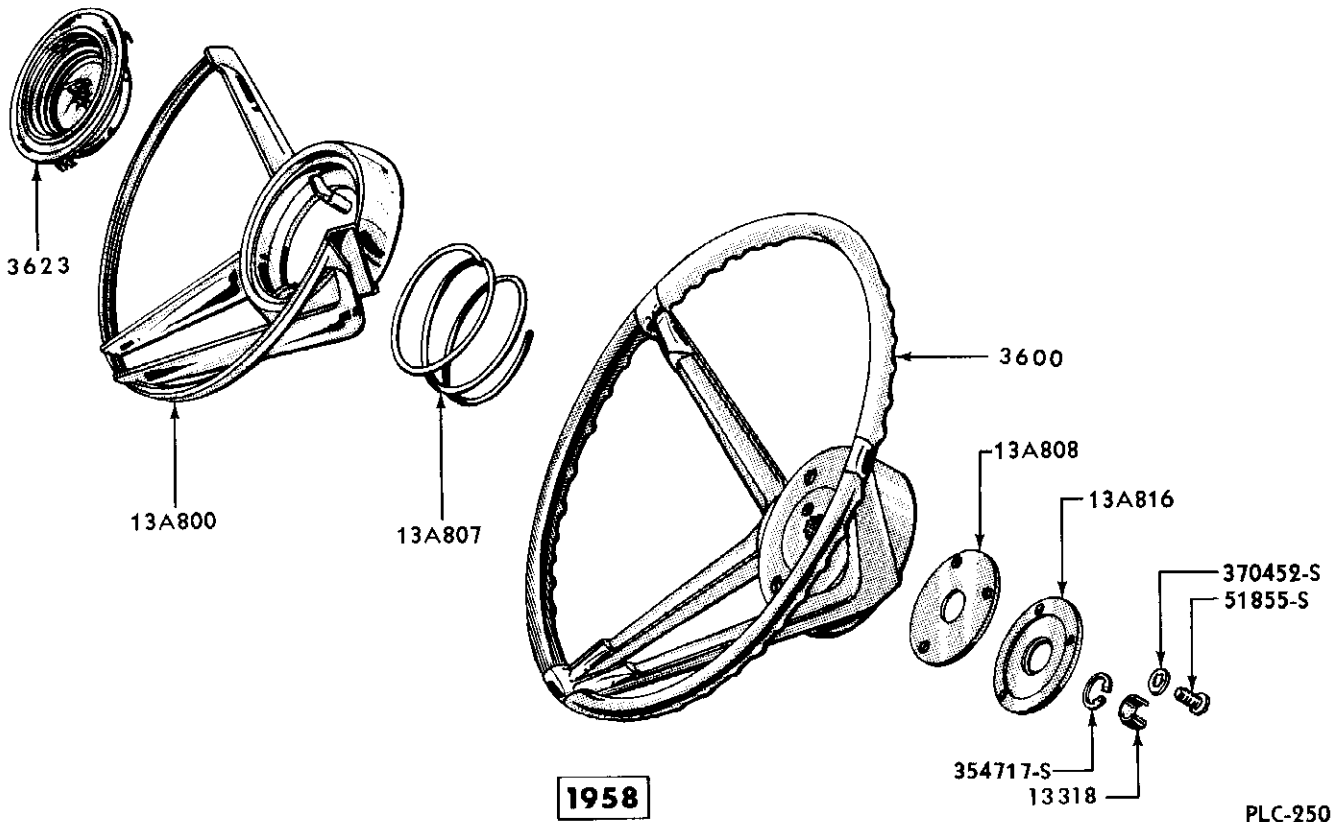
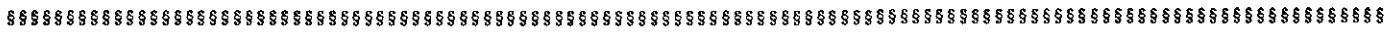
1958-59 HEAVY DUTY SHOCK ABSORBER

FRONT SHOCK ABSORBERS



1956-57

PLC-143

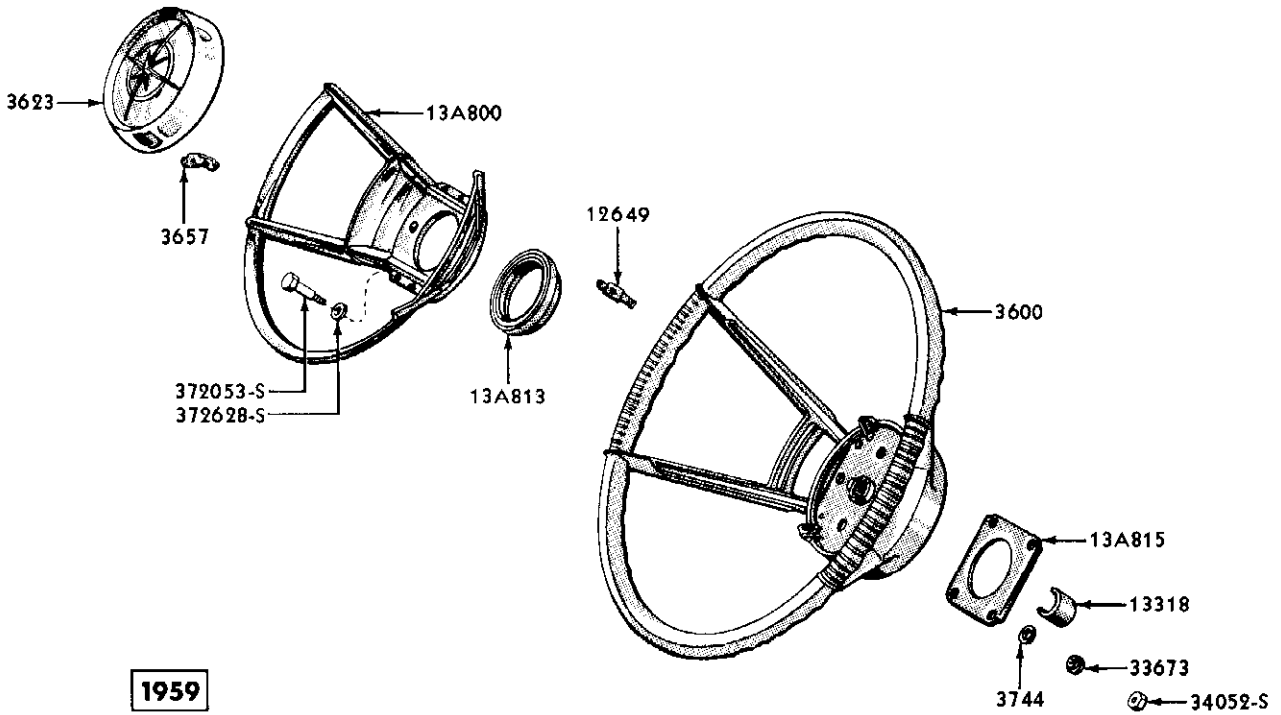


1958

PLC-250

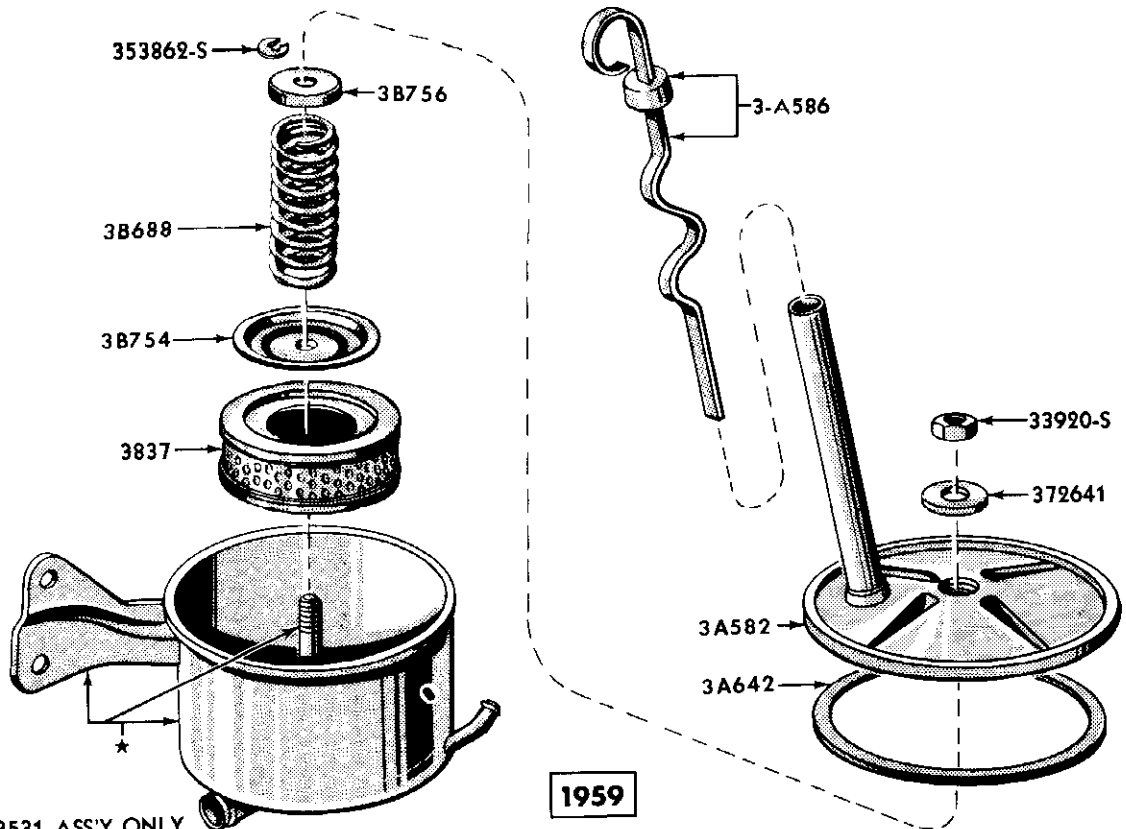
STEERING WHEEL & HORN RING





PLC-776

**STEERING WHEEL & HORN RING**



★SERVICED IN 3531 ASS'Y ONLY

PLC-777

**POWER STEERING RESERVOIR FOR C/SHAFT DRIVEN PUMP**

# Front Suspension

GROUP AND PART NUMBER	DESCRIPTION, SIZE, ETC.	NO. REQ'D	MODEL OR ENGINE CUBIC INCH DISPLACEMENT	YEAR 19__
<b>3A004 HOSE &amp; SLEEVE (POWER STEERING PRESSURE LINE)</b>				
B6LY 3A004-A	Also use B5A-33614-A fitting - ⊕LD-33600-B	1	All	56/57
B8LY 3A004-A	Used with recirculating ball P/S gear - ⊕LF-33600-D	1	All	58
B8LY 3A004-B	Use with torsion bar P/S gear and belt driven P/S pump - ⊕LF-33600-F	1	All	58/59
B9LL 3A004-A	Use with vane type crankshaft driven P/S pump	1	All	59
COLL 3A004-A	Use with roller type crankshaft driven P/S pump	1	All	59
<b>3A005 HOSE (POWER STEERING RETURN LINE)</b>				
	See basic part number 3A713			
<b>3A006 CAP (POWER STEERING OIL RESERVOIR FILTER)</b>				
B4AZ 3A006-A	⊕AG-33536-A, EB5A-33536-A	1	All	56/57
<b>3012 BUSHING (REAR SPRING SHACKLE)</b>				
TCAA 3012-A	Wedge axle caster - used between spring seat and rear spring	AR	All	56
<b>3019-20 BUMPER (FRONT SUSPENSION LOWER ARM)</b>				
LA 3019-B	R. H. (b, c)	1	All	56/57
LA 3020-B	L. H. (b, c)	1	All	56/57
LF 3019-A	R. H. and L. H. (a, b)	2	All	58/59
33800-S8	Nut-hex. hd. -3/8"-24-attach bumper to lower arm	2	b	
34782-S8	Lockwasher-3/8"-attach bumper to lower arm	2	a	
357629-S7	Washer-3/8"-bumper assy. to lower arm	4	c	
370208-S8	Bolt-swage hd. -3/8"-24 x 2"-to attach bumper to lower arm	2	a	
<b>3025 BUMPER (FRONT SUSPENSION REBOUND)</b>				
LD 3025-A	Rubber (a)	2	All	56/57
33800-S8	Nut-hex. -3/8"-24-to front suspension upper arm	2	a	
357629-S7	Lockwasher-special-3/8"-to front suspension upper arm	2	a	
<b>3A027 RETAINER (FRONT SUSPENSION LOWER-ARM BALL JOINT DUST SEAL)</b>				
B2LY 3A027-A	Also serviced in 3050 kit - ⊕LA-33069-A	2	All	56/59
<b>3035 SPACER (FRONT SUSPENSION UPPER ARM MOUNTING)</b>				
LF 3035-A		4	All	58/59
<b>3043 SHIM (FRONT SUSPENSION UPPER ARM MOUNTING)</b>				
LA 3043-A	1/32" thick - select fit with LA-3043-B-C-D	AR	All	56/59
LA 3043-B	1/8" thick - select fit with LA-3043-A-C-D	AR	All	56/59
LA 3043-C	1/64" thick - select fit with LA-3043-A-B-D	AR	All	56/59
LA 3043-D	1/16" thick - select fit with LA-3043-A-B-C	AR	All	56/59
<b>3-3046 JOINT (FRONT SUSPENSION UPPER ARM BALL)</b>				
	See basic part number 3263			

# Front Suspension

GROUP AND PART NUMBER	DESCRIPTION, SIZE, ETC.	NO. REQ'D	MODEL OR ENGINE CUBIC INCH DISPLACEMENT	YEAR 19____
<b>3047 KIT (FRONT SUSPENSION UPPER SHAFT)</b>				
HCK 3047-B	Consists of the following - (1) LA-3056-D shaft (1) COLL-3068-A bushing (1) B4A-3087-B bushing (1) B4A-3090A washer (2) B4A-3091-A washer (2) 33850-S8 nut (2) 357628-S8 lockwasher	2	All	56/57
HJK 3047-A	Consists of the following - (1) LF-3056-A shaft (1) COLL-3068-A bushing (1) COLL-3A086-A bushing (1) AD-33090-A washer (2) B4A-3091-A washer (2) 33850-S8 nut (2) 34786-S8 washer	2	All	58/59
<b>3049 KIT (FRONT SUSPENSION ARM JOINT) UPPER</b>				
HCK 3049-B	Consists of the following - (1) B6A-3055-A shield (1) B6A-3058-A retainer (1) B6A-3332-A seal (1) LA-33046-A joint (1) LA-33055-A cover (1) 34033-S18 nut (1) 72035-S8 pin	2	All	56/57
HJK 3049-A	Consists of the following - (1) B6A-3055-A shield (1) B6A-3058-A retainer (1) B6A-3332-A seal (1) LF-33046-A joint assy. (1) LA-33055-A cover (1) 34033-S8 nut (1) 72026-S8 cotter pin	2	All	58/59
<b>3050 KIT (FRONT SUSPENSION ARM JOINT) LOWER</b>				
HCK 3050-D	Consists of the following - (2) LA-33057-B cover (1) LE-33059-A joint assy. (1) LA-33068-A cover (1) LA-33069-A retainer (1) 34034-S18 nut (1) 72054-S pin	2	All	56/57
HJK 3050-A	Consists of the following - (2) LA-33057-B cover (1) PB9L-33059-A joint - @5146022 (1) LA-33068-A cover (1) LA-33069-A retainer (1) 34034-S18 nut (1) 72045-S8 cotter pin	2	All	58
COLY 3050-A	Consists of the following - (2) B6A-3332-A seal (1) COLY-3395-A joint (1) LA-33068-A cover (1) LA-33069-A retainer (1) 34034-S18 nut (1) 72045-S8 cotter pin	2	All	59
<b>3054 SHIM (FRONT SUSPENSION LOWER ARM FRONT MOUNTING BOLT)</b>				
LA 3054-A	1/16" thick - select fit with LA-3054-B - also serviced in 3055 and 3057 kits	AR	All	56/59
LA 3054-B	1/8" thick - select fit with LA-3054-A - also serviced in 3055 and 3057 kits	AR	All	56/59

# Front Suspension

GROUP AND PART NUMBER	DESCRIPTION, SIZE, ETC.	NO. REQ'D	MODEL OR ENGINE CUBIC INCH DISPLACEMENT	YEAR 19. —
<b>3055 BOLT (FRONT SUSPENSION LOWER ARM REAR MOUNTING)</b>				
LA 3055-A	Also serviced in 3055 kit	AR	All	56/57
LF 3055-A	5/8"-18 x 6-1/8" - also serviced in 3055 kit (a)	2	All	58/59
33850-S8	Nut-hex. -5/8"-18-linkage assy. to body front cross member	8	a	
34786-S8	Lockwasher-5/8"-linkage assy. to body front cross member	8	a	
<b>3055 SHIELD (FRONT SUSPENSION UPPER ARM BALL JOINT DUST)</b>				
B6A 3055-A	Also serviced in 3049 kit - ⊕LA-33056-A	2	All	56/59
<b>3055 KIT (FRONT SUSPENSION LOWER ARM MOUNTING) REAR</b>				
HGK 3055-A	Consists of the following - (2) LA-3054-A shim (2) LA-3054-B shim (1) LA-3055-A bolt (1) COAA-3069-A bushing (1) LA-33094-A washer (1) 33850-S2 nut (1) 357628-S7 lockwasher	2	All	56/57
HJK 3055-A	Consists of the following - (2) LA-3054-A shim (2) LA-3054-B shim (1) LF-3055-A bolt (1) COAA-3069-A bushing (1) B4A-3091-A washer (1) 33850-S2 nut (1) 34786-S8 washer	2	All	58/59
<b>3-3055 COVER (FRONT SUSPENSION UPPER ARM BALL JOINT DUST)</b>				
LA 33055-A	Also serviced in 3049 kit	2	All	56/59
<b>3056 SHAFT (FRONT SUSPENSION UPPER ARM) INNER</b>				
LA 3056-D	NS-Serviced in 3047 kit only (a)	2	All	56/57
LF 3056-A	NS-Serviced in 3047 kit only	2	All	58/59
33850-S2	Nut-hex. -5/8"-18-to front suspension upper arm	4	a	
351509-S7	Lockwasher-special-5/8"-to front suspension upper arm	4	a	
<b>3057 BOLT (FRONT SUSPENSION LOWER ARM FRONT MOUNTING)</b>				
LA 3057-A	Also serviced in 3057 kit	2	All	56/57
LF 3057-A	5/8" - 18 x 6-5/8" - also serviced in 3057 kit (a)	2	All	58/59
33850-S8	Nut-hex. -5/8"-18-linkage assy. to front cross member	8	a	
34786-S8	Lockwasher-5/8"-linkage assy. to front cross member	8	a	
<b>3057 KIT (FRONT SUSPENSION LOWER ARM MOUNTING) FRONT</b>				
HDK 3057-A	Consists of the following - (2) LA-3054-A shim (2) LA-3054-B shim (1) LA-3057-A bolt (1) B4A-3069-C bushing (1) B4A-3091-A washer (1) 33850-S2 nut (1) 357628-S7 lockwasher	2	All	56/57
HJK 3057-B	Consists of the following - (2) LA-3054-A shim (2) LA-3054-B shim (1) LF-3057-A bolt (1) COAA-3069-A bushing (1) B4A-3091-A washer (1) 33850-S8 nut (1) 34786-S8 washer	2	All	58/59

# Front Suspension

GROUP AND PART NUMBER	DESCRIPTION, SIZE, ETC.	NO. REQ'D	MODEL OR ENGINE CUBIC INCH DISPLACEMENT	YEAR 19__
<b>3058                      RETAINER (FRONT SUSPENSION UPPER ARM BALL JOINT DUST SEAL)</b>				
B6A 3058-A	Also serviced in 3049 kit - @LA-33058-A	2	All	56/59
<b>3-3059                      JOINT (FRONT SUSPENSION LOWER ARM BALL)</b>				
LE 33059-A	Also serviced in 3050 kit (b, c)	2	All	56/57
LF 33059-A	Also serviced in 3050 kit (a, c)	2	All	58
PB9L 33059-A	Also serviced in 3050 kit - @5146022 (a, c)	2	All	58
COLL 3395-A	NS-Serviced in 3050 kit only	2	All	59
33800-S8	Nut-hex. -3/8"-24-bumper assy. front suspension lower arm and joint assy. to arm assy. front suspension lower	2	a	
33846-S8	Nut-light hex. -1/2"-20-to front suspension arm assy. R. H. and L. H.	4	c	
34782-S8	Lockwasher-3/8"-bumper assy. front suspension lower arm and joint assy. to arm assy. front suspension lower	2	a	
34784-S7	Lockwasher-1/2"-to front suspension lower arm assy.	4	a	
87901-S8	Fitting-flash ball type grease-to lubricate front suspension lower arm ball joint assy.	2	b	
87907-S8	Fitting-lubricate-1/2"-28-front suspension lower arm ball joint assy.	2	a	
350708-S8	Bolt-hex. hd. -1/2"-20 x 2-1/4"-to front suspension lower arm assy. R. H. and L. H.	4	b	
350716-S8	Bolt-hex. -1/2"-20 x 2-3/8"-to front suspension lower arm assy.	4	a	
357626-S7	Lockwasher-1/4"-to front suspension lower arm assy. R. H. and L. H.	1	b	
370208-S8	Bolt-3/8"-24 x 2"-swage bumper assy. front suspension lower arm and joint assy. to arm assy. front suspension lower	2	a	
<b>3068                      BUSHING (FRONT SUSPENSION UPPER ARM INNER SHAFT)</b>				
LA 3068-A		2	All	56/58
COLL 3068-A	Also serviced in 3047 kit	2	All	59
<b>3069                      BUSHING (FRONT SUSPENSION LOWER ARM BOLT) FRONT</b>				
B4A 3069-C	7/8" I.D. x 1-15/16" O.D. x 2-3/32" long - @LA-3069-A (a)	4	All	56/58
COAA 3069-A	Also serviced in 3055 and 3057 kits	4	All	59
33850-S8	Nut-hex. -3/8"-24-to arm, bushing and joint assy. front suspension lower	2	a	
357628-S7	Lockwasher-3/8"	2	a	
<b>3-3072                      BOLT (FRONT SUSPENSION UPPER ARM MOUNTING)</b>				
LA 33072-A		4	All	56/57
LF 33072-B		4	All	58/59
33848-S7	Nut-hex. -9/16"-18-to attach linkage assy. -front suspension to body upper mounting bracket	4	a	
34785-S8	Washer-9/16"-lock to attach linkage assy. -front suspension to body upper mounting bracket	4	a	

# Front Suspension

GROUP AND PART NUMBER	DESCRIPTION, SIZE, ETC.	NO. REQ'D	MODEL OR ENGINE CUBIC INCH DISPLACEMENT	YEAR 19__
<b>3078-9 ARM (FRONT SUSPENSION) LOWER</b>				
LD 3078-B	R. H.	(a, c)	1 All	56/57
LD 3079-A	L. H.	(a, c)	1 All	56
LD 3079-B	L. H.	(a, c)	1 All	57
LF 3078-B	R. H.	(a, b)	1 All	58
LF 3079-B	L. H.	(a, b)	1 All	58
B9LL 3078-A	R. H.	(a, b, c)	1 All	59
COLL 3079-A	L. H.	(a, b, c)	1 All	59
33846-S8	Nut-hex. 1/2"-20-joint assy. front suspension lower arm ball to arm assy. front suspension lower R. H. and L. H.		4 a	
34784-S8	Lockwasher-1/2"-front suspension lower arm ball joint and arm stop to lower arm assy.		4 b	
350708-S8	Bolt-hex. hd. -1/2"-20 x 2-5/8"-joint assy. front suspension lower arm ball to arm assy. front suspension lower R. H. and L. H.		4 c	
350716-S8	Bolt-hex. hd. -1/2"-20 x 2-3/8"-front suspension lower arm ball joint and arm stop to lower arm assy.		4 b	
357626-S7	Lockwasher-special-joint assy. front suspension lower arm ball to arm assy. front suspension lower R. H. and L. H.		4 c	
<b>3082 ARM (FRONT SUSPENSION) UPPER</b>				
LA 3082-A		(a)	2 All	56/57
LF 3082-A		(a)	2 All	58/59
33800-S8	Nut-hex. -3/8"-24-front suspension upper arm ball joint assy. to upper arm		6 a	
34782-S8	Lockwasher-3/8"-front suspension upper arm ball joint assy. to upper arm		6 a	
350711-S8	Bolt-hex. hd. -3/8"-24 x 2"-front suspension upper arm ball joint assy. to upper arm		6 a	
<b>3087 BUSHING (UPPER ARM INNER SHAFT) REAR</b>				
B4A 3087-B	⊕AD-33087-B		2 All	56/57
COLL 3A086-A	Also serviced in 3047 kit		2 All	58/59
<b>3090 WASHER (FRONT SUSPENSION UPPER ARM REAR BUSHING) INNER</b>				
B4A 3090-A	☆(1) For each upper arm - 1956-1957-1958-1959 ☆(4) as spacer between rear trailing arms and axle - also serviced in 3047 kit - 1958 - ⊕AD-33090-A	AR	All☆	56/59
<b>3091 WASHER (FRONT SUSPENSION LOWER ARM BUSHING COMPRESSION FRONT) OUTER</b>				
B4A 3091-A	5/8" I. D. x 1-15/16" O. D. - also serviced in 3047, 3055 and 3057 kits - ⊕LA-33091-B		8 All	58/59
<b>3-3094 WASHER (FRONT SUSPENSION LOWER ARM BUSHING)</b>				
LA 33094-A	NS-Serviced in 3055 kit only		2 All	56/57

# Front Suspension

GROUP AND PART NUMBER	DESCRIPTION, SIZE, ETC.	NO. REQ'D	MODEL OR ENGINE CUBIC INCH DISPLACEMENT	YEAR 19__
<b>3105 SPINDLE (FRONT WHEEL)</b>				
LD 3105-A	Includes nut 357498-S - ⊕LD-3105-A (a, b)	2	All	56/57
PB9L 3105-A	Includes 354573-S nut - ⊕5146086 (a, c)	2	All	58/59
34033-S18	Nut-slotted hex. -9/16"-18-to attach front wheel spindle assy. to arm and shaft assy. front suspension upper	2	a	
34034-S18	Nut-slotted-5/8"-18-to front wheel spindle assy.	2	a	
72026-S8	Pin-cotter-1/8" x 7/8"-to attach front wheel spindle assy. to arm and shaft assy. front suspension-upper	2	c	
72035-S8	Cotter pin-1/8" x 1"-to front wheel spindle assy.	2	b	
72045-S8	Cotter pin - 5/32" x 1-1/8" (2) req'd. to attach hub and brake drum assy. to front wheel (2) req'd. to attach spindle assy. to arm bushing and joint assy. front suspension lower	4	c	
354573-S	Nut-hex. -3/4"-16-slotted to attach hub and brake drum assy. to front wheel spindle assy.	2	c	
<b>3130-1 ARM (STEERING SPINDLE)</b>				
LD 3130-C	R. H. (a)	1	All	56/57
LD 3131-C	L. H. (a)	1	All	56/57
LF 3130-A	R. H.	1	All	58/59
LF 3131-A	L. H.	1	All	58/59
34032-S8	Nut-hex. 1/2"-20-steering arms to front wheel spindles	4	a	
72035-S7	Cotter pin-1/8" x 1"-rod assy. to steering connected link bracket to steering spindle arms R. H. and L. H. (4) to attach steering arms to front wheel spindles	4	a	
351059-S8	Nut-hex. -1/2"-20-rod assy. to steering connected link bracket to steering spindle arms R. H. and L. H.	4	a	
354651-S8	Bolt-hex. hd. -1/2"-20 x 2-1/2"-steering arms to front wheel spindles	4	a	
<b>3A130 KIT (SPINDLE CONNECTING ROD)</b>				
B2LY 3A130-A	Consists of the following - ⊕HCK-3270-A (1) LA-3289-A assy. (1) 8M-3332 seal (1) 72035-S7 cotter pin (1) 87924-S8 fitting (1) 351059-S8 nut	2	All	56/57
B8LY 3A130-A	Consists of the following - ⊕HJK-3270-A (1) LF-3289-A end assy. (1) 8M-3332 seal (1) 72026-S cotter pin (1) 87924-S8 lub. fitting (1) 351059-S8 nut	2	All	58/59
<b>3197 SEAL (STEERING IDLER ARM)</b>				
LD 3197-A	Also serviced in 3352 kit	2	All	56/59

# Front Suspension

GROUP AND PART NUMBER	DESCRIPTION, SIZE, ETC.	NO. REQ'D	MODEL OR ENGINE CUBIC INCH DISPLACEMENT	YEAR 19__
<b>3263 JOINT (FRONT SUSPENSION UPPER ARM BALL)</b>				
B2LY 3263-A	NS-Serviced in 3049 kit only - ⊕LA-33046-A (a, b)	2	All	56/57
B6LY 3263-A	Use as a service fix to correct shimming condition when necessary - used in pairs as replacement - ⊕4047644, ⊕B6LY-33046-A	2	All	56/57
LF 33046-A	NS-Serviced in 3049 kit only (a, c)	2	All	58/59
33800-S8	Nut-hex. -3/8"-24-to front suspension upper arm	6	a	
34033-S18	Nut-hex. -9/16"-18-front suspension	2	b	
34782-S7	Lockwasher-3/8"-to front suspension upper arm	6	c	
72035-S8	Cotter pin-1/8" x 1"-front suspension	2	b	
87901-S8	Fitting-ball type-grease	2	b	
87914-S8	Fitting-1/8"-lubricator	2	c	
350711-S8	Bolt-hex. hd. -3/8"-24 x 2"-to front suspension upper arm R. H. and L. H.	6	a	
357629-S7	Lockwasher-special-3/8"-to front suspension upper arm R. H. and L. H.	6	b	

<b>3280-1 ROD &amp; BALL STUD (STEERING SPINDLE ARM CONNECTING)</b>				
LD 3280-B		2	All	56/57
LF 3280-A	R. H. (a)	1	All	58/59
LF 3281-A	L. H. (a)	1	All	58/59
72026-S	Cotter pin-1/8" x 7/8"-rod assy. to steering conn. link and bracket assy. and spindle arm	4	a	
87924-S8	Fitting-lub. -1/4"-28-steering spindle arm conn. rod and end assy.	4	a	
351059-S8	Nut-hex. -slotted-1/2"-20-rod assy. to steering conn. link and bracket assy. and spindle arm	4	a	

<b>3287 CLAMP (SPINDLE CONNECTING ROD)</b>				
B7A 3287-A	⊕AF-3287-A (a)	4	All	56/59
34443-S	Nut-hex. -lock-5/16"-24-to drag link adjusting sleeve	4	a	
358655-S	Bolt-hex. hd. -5/16"-24 x 1-3/8"-spindle conn. rod clamp drag link adjusting sleeve	4	a	

<b>3289 END (SPINDLE CONNECTING ROD)</b>				
LA 3289-A	NS-Serviced in 3A130 kit only	2	All	56/57
LF 3289-A	NS-Serviced in 3A130 kit only	2	All	58/59

## Steering Gear

<b>3304 LINK (STEERING CONNECTING)</b>				
LD 3304-B	With socket type connection on end (a)	1	All	56/57
LD 3304-C	With spindle type connection on end (a)	1	All	57
LF 3304-B	(a)	1	All	58/59
358032-S8	Fitting assy. -85 degree threaded (1) to lubricate link assy. (2) to lubricate bushing assy.	3	a	



# Steering Gear

GROUP AND PART NUMBER	DESCRIPTION, SIZE, ETC.	NO. REQ'D	MODEL OR ENGINE CUBIC INCH DISPLACEMENT	YEAR 19__
<b>3310 SLEEVE (DRAG LINK ADJUSTING)</b>				
B7A 3310-A	AF-3310-A	2	All	56/58
COAA 3310-A		2	All	59
<b>3-3314 PLUG (POWER STEERING HYDRAULIC CONTROL VALVE)</b>				
LD 33314-A		1	All	56/58
<b>3316 KIT (POWER STEERING CONTROL VALVE SEAL)</b>				
COLY 3A650-A	Use with torsion bar power steering gear - Consists of the following - (1) WAN-3581-B gasket (1) WAN-3591-B seal (1) COLR-3591-A seal (1) WAN-3757-A ring (1) WAN-3816-A seal (1) B8E-33326-A ring (1) 87022-S94 seal (1) 87032-S94 seal (1) 354278-S7 ring	1	All	58/59
<b>3320 SEAT (STEERING CONNECTING LINK EXTENSION BALL STUD)</b>				
LA 3320-A	NS-Serviced in 3A533 kit only	2	All	56/59
<b>3326 SEAT (STEERING CONNECTING LINK EXTENSION BALL STUD SPRING)</b>				
LA 3326-A	NS-Serviced in 3A533 kit only	2	All	56/59
<b>3-3326 SNAP RING</b>				
B8E 33326-A	Use with torsion bar P/S gear - also serviced in 3316 kit - @TYAF-33326-A	1	All	58/59
<b>3327 SPRING (STEERING CONNECTING LINK EXTENSION BALL STUD)</b>				
LA 3327-A	NS-Serviced in 3A533 kit only	2	All	56/59
<b>3328 PLUG (STEERING CONNECTING LINK EXTENSION)</b>				
LA 3328-B	Also serviced in 3A533 kit	(a) 1	All	56/59
72089-S	Cotter pin-1/8" x 1-3/4"	1	a	
<b>3329 "O" RING (POWER STEERING HYDRAULIC CONTROL VALVE)</b>				
LD 3329-A	Also serviced in 3329 & 3330 kit	1	All	56/58
<b>3329 KIT ("O" RING SEAL POWER STEERING)</b>				
HGK 3329-B	Used prior to date No. 277-6- Consists of the following - (1) LD-3329-A seal (1) LD-3754-A seal (1) LD-3755-A seal (2) LD-3756-A seal (1) LD-33570-A seal (3) LD-33603-A seal (1) LD-33753-B seal (1) LD-33755-B seal	1	All	56/57
CONTINUED ON NEXT PAGE				

# Steering Gear

GROUP AND PART NUMBER	DESCRIPTION, SIZE, ETC.	NO. REQ'D	MODEL OR ENGINE CUBIC INCH DISPLACEMENT	YEAR 19__
<b>3329 KIT ("O" RING SEAL POWER STEERING) CONTINUED</b>				
HHK 3329-A	Used with LD-33504-B steering gear - used after date No. 277-6 Consists of the following - (1) LD-3329-A seal (1) LD-3754-A seal (3) LD-33603-A seal (1) LD-33753-B seal (1) LD-33755-B seal (1) 87040-S91 seal (2) 370959-S91 seal	1	All	57/58
<b>3330 SEAL (POWER STEERING ADAPTOR COVER OIL)</b>				
LD 3330-A	Also serviced in 3330 kit (a)	1	All	56/58
358788-S	Washer-flat-15/16"-adaptor cover oil seal	1	a	
<b>3330 KIT (MASTER SEAL POWER STEERING)</b>				
HGK 3330-B	Used prior to date No. 277-6 - Consists of the following - (1) LD-3329-A seal (1) LD-3330-A seal (1) LD-3747-A seal (1) LD-3754-A seal (1) LD-3755-A seal (2) LD-3756-A seal (1) LD-3767-A washer (1) LD-33560-A seal (1) LD-33570-A seal (1) LD-33587-A seal (1) LD-33593-A washer (3) LD-33603-A seal (1) LD-33749-B seal (1) LD-33755-B seal (1) 358778-S ring (1) 358782-S ring (1) 358780-S washer (1) 358788-S washer (1) 358789-S washer	1	All	56/57
HHK 3330-A	Used with LD-33504-B steering gear - used after date #277-6 - Consists of the following - (1) LD-3329-A seal (1) LD-3330-A seal (1) LD-3747-A seal (1) LD-3754-A seal (1) LD-3767-A washer (1) LD-33587-A seal (1) LD-33593-B spring (3) LD-33603-A seal (1) LD-33749-B seal (1) LD-33753-B seal (1) LD-33755-B seal (1) 87040-S91 seal (1) 358778-S ring (2) 358780-S washer (1) 358782-S ring (1) 358788-S washer (1) 358789-S washer (1) 370959-S91 seal	1	All	57/58
<b>3332 SEAL (STEERING LINKAGE BALL STUD)</b>				
8M 3332	Also serviced in 3A130 kit	5	All	56/59
<b>3332 SEAL (FRONT SUSPENSION UPPER ARM BALL JOINT DUST)</b>				
B6A 3332-A	Also used in lower arm - also serviced in 3049 and 3050 kits - @LA-33057-A	4	All	56/59
<b>3342 WASHER (HOUSING END COVER DUST SEAL)</b>				
LD 3342-A		1	All	56/58
<b>3343 SHIELD (STEERING CONNECTING LINK EXTENSION BALL STUD DUST)</b>				
LA 3343-B		1	All	56/59

# Steering Gear

GROUP AND PART NUMBER	DESCRIPTION, SIZE, ETC.	NO. REQ'D	MODEL OR ENGINE CUBIC INCH DISPLACEMENT	YEAR 19__
<b>3351 BRACKET (STEERING IDLER ARM MOUNTING)</b>				
LD 3351-B		(a) 1	All	56/57
LF 3351-A		(a) 1	All	58/59
33800-S8	Nut-hex. -3/8"-24-attach bracket to body	2	a	
34782-S7	Lockwasher - 3/8" (2) req'd. to attach bracket to body (2) req'd. to attach idler arm support to frame	4	a	
45549-S8	Bolt-hex. hd. -3/8"-24 x 3-1/2"-attach bracket to body	2	a	
<b>3352 KIT (STEERING IDLER ARM)</b>				
HKK 3352-A	Consists of the following - (2) LD-3197-A seal (1) LD-3355-A arm (2) LF-3357-A bushing (2) 358032-S8 fitting	1	All	56/57
HKK 3352-B	Consists of the following - (2) LD-3197-A seal (1) LF-3355-A arm (2) LF-3357-A bushing (2) 358032-S8 fitting	1	All	58/59
<b>3355 ARM (STEERING IDLER)</b>				
LD 3355-A	NS-Serviced in 3352 kit only	1	All	56/58
LF 3355-A	NS-Serviced in 3352 kit only	1	All	59
<b>3357 BUSHING (STEERING IDLER ARM)</b>				
LF 3357-A	NS-Serviced in 3352 kit only	(a) 2	All	56/59
358032-S	Fitting	2	a	
<b>3362 COVER (FRONT SUSPENSION LOWER ARM BALL JOINT DUST)</b>				
B2LY 3362-A	Also serviced in 3050 kit - $\Phi$ LA-33068-A	2	All	58/59
<b>3395 JOINT (FRONT SUSPENSION LOWER ARM BALL)</b>				
	See basic part number 33059			
<b>3457 PIN (STEERING COUPLING)</b>				
B6LY 3457-A	3/16" O.D. x 1-5/16" long - $\Phi$ 4049799	1	All	56/57
<b>3459 FLANGE (STEERING SHAFT) LOWER</b>				
LF 3459-B	Use with torsion bar P/S gear - for steering column upper thrust bearing spring - see 12246	(a) 1	All	58/59
354925-S7	Pin-3/16" x 1-1/8"-spring req'd. to attach flange lower to worm shaft	1	a	
<b>3-3496 GROMMET (STEERING COLUMN SHROUD)</b>				
FFC 33496-AF	Upper	1	All	58/59
<b>3504 GEAR (STEERING-LESS TUBE &amp; FLANGE)</b>				
LD 33504-B		(b) 1	All	56/57
LF 3504-A	Recirculating ball P/S gear	(a) 1	All	58
WAU 3504-F	Torsion bar P/S gear	(a) 1	All	58/59
21464-S8	Bolt-hex. -7/16"-14 x 3-3/8"-attach gear assy. to the under body	3	a	
34670-S7	Nut-hex. -7/16"-14-steering gear assy. to frame	2	b	
34783-S7	Lockwasher-7/16"-attach gear assy. to under body	3	a	
354943-S8	Bolt-hex. hd. -7/16"-14 x 4"-steering gear to frame	3	b	
357625-S7	Lockwasher-7/16"-steering gear to frame	3	b	

# Steering Gear

GROUP AND PART NUMBER	DESCRIPTION, SIZE, ETC.	NO. REQ'D	MODEL OR ENGINE CUBIC INCH DISPLACEMENT	YEAR 19__
<b>3-3509 CLAMP (STEERING COLUMN OPENING SEAL RETAINING)</b>				
BY 33509-A		1	All	56/57
<b>3511 FLANGE (STEERING COLUMN TUBE)</b>				
B8S 3511-A	Includes bearing - †FDT-3509-A	1	All	56/57
FFC 3511-BE		1	All	58/59
351754-S33	Nut-hex. -1/4"-28-lock-attach flange to steering column tube	2	a	
<b>3C511 SUPPORT (POWER STEERING PUMP)</b>				
B5LY 3C511-A	With (4) holes for mounting - †EBJ-33559-A	1	All	56/57
B6LY 3C511-A	Used with air conditioning - †ECU-33559-B	1	All except 76	57
	21292-S Bolt-hex. hd. -3/8"-16 x 3"-support to engine	1	a	
	21549-S Bolt-hex. hd. -3/8"-16 x 3"-support to engine	1	a	
<b>3512 GROMMET (STEERING COLUMN TO DASH)</b>				
BY 3512-A		1	All	56/57
BAK 3512-A		1	All	58/59
<b>3513 SEAL (STEERING COLUMN OPENING)</b>				
BY 3513-A		1	All	56/57
<b>3-3513 RETAINER (STEERING COLUMN OPENING SEAL) INNER</b>				
BY 33513-B		1	All	56/57
<b>3514 TUBE &amp; CLAMP (STEERING COLUMN)</b>				
FDU 3727-BP		1	All	56/57
FFC 3514-AE	Use with recirculating ball P/S gear	1	All	58
FFC 3514-BE	Use with torsion bar P/S gear	1	All	58/59
34902-S8	Lockwasher-No. 8-clamp assy. to transmission control selector	3	a	
<b>3-3515 RETAINER (STEERING COLUMN OPENING SEAL) OUTER</b>				
BY 33515-B		1	All	56/57
<b>3517 BUSHING (STEERING COLUMN UPPER)</b>				
B8S 3517-A	†FDT-3517-A	1	All	56/57
FFC 3517-A	Use with nylon type bushing selectors	1	All	58
FFC 3517-B	☆1958 - use with ball bearing type selector and FFC-3511-BE after 8-13-58 ☆1959 - use on models built prior to 4-6-59	1	All☆	58/59
B9LF 3517-B	Use on models built after 4-6-59 - use with B9LF-3525-A shaft	1	All	59
354206-S	Pin-7/64" x 1" spring-attach upper bearing to steering gear shaft	1	a	
<b>3518 SLEEVE (STEERING COLUMN UPPER BEARING)</b>				
B9LF 3A649-A	Rubber	1	All	59
<b>3523 GUIDE (STEERING GEAR BALL RETURN)</b>				
LD 3523-A		2	All	56/58
WAN 3523	Use with torsion bar P/S	4	All	58/59
358783-S	Screw-set-5/8"-18	1	a	
<b>3524 RACK &amp; SHAFT (POWER STEERING GEAR)</b>				
B8LY 3524-A	Use with torsion bar P/S gear - †WAN-3784-H	1	All	58/59

# Steering Gear

GROUP AND PART NUMBER	DESCRIPTION. SIZE. ETC.	NO. REQ'D	MODEL OR ENGINE CUBIC INCH DISPLACEMENT	YEAR 19.....
<b>3525 SHAFT (STEERING GEAR)</b>				
LD 3525-B	Use 50626-S7 screw for ground wire approx. 28" long	1	All	56/57
LD 3560-B	NS-Worm type - 8-3/4" long - serviced in 3-3782 kit only	1	All	57/58
FFC 3525-A	Use with recirculating ball P/S gear	1	All	58
FFC 3525-B	Use with torsion bar P/S gear - use on models built prior to 4/6/59	1	All	58/59
B9LF 3525-A	Use on models built after 4/6/59	1	All	59
<b>3A525 FLANGE &amp; INSULATOR (STEERING)</b>				
B8LY 3A525-B	Use with recirculating ball P/S gear - $\oplus$ LF-33458-C (a)	1	All	58
B8LY 3A525-A	Use with torsion bar P/S gear - $\oplus$ LF-33458-B (a) for steering column upper thrust bearing spring - see 12246	1	All	58/59
33798-S8	Nut-hex. hd. -5/16"-24-attach flange and insulator assy. steering to steering gear assy.	2	a	
34806-S8	Lockwasher-5/16"-attach flange and insulator assy. steering to steering gear assy.	2	a	
370470-S8	Bolt-hex. hd. -5/16"-24-shoulder-attach flange insulator assy. steering to steering gear assy.	2	a	
370471-S	Screw-set-3/8"-16 x 3/8"-attach flange and insulator assy. to steering shaft	1	a	
<b>3530 SHROUD &amp; GROMMET (STEERING COLUMN) UPPER</b>				
FDU 3530-AP	(a)	1	All	56/57
FFC 3530-AE		1	All	58/59
34903-S8	Lockwasher No. 10-shroud to steering column	2	a	
<b>3531 RESERVOIR (POWER STEERING PUMP)</b>				
B9LE 3531-B	Use with crankshaft driven P/S pump	1	All	59
<b>3533 SHROUD &amp; GROMMET (STEERING COLUMN) LOWER</b>				
FDU 3533-AP	(a)	1	All	56/57
FFC 3533-AE	(b)	1	All	58/59
42021-S	Screw-hex. -No. 10-12 x 3/4"-shroud to steering column	1	b	
44713-S8	Washer No. 10-shroud to steering column	2	a	
50555-S8	Screw No. 10-32" x 1"-shroud to steering column	2	a	
<b>3-3533 COVER (POWER STEERING OIL RESERVOIR)</b>				
	See basic part number 3A582			
<b>3A533 KIT (DRAG LINK BALL STUD REPAIR)</b>				
B2LY 3A533-A	Consists of the following - $\oplus$ HCK-3312-A (2) LA-3320-A seat (2) LA-3326-A seat (2) LA-3327-A spring (1) LA-3328-B plug (1) 72089-S cotter pin (1) 87918-S8 fitting	1	All	56/59
<b>3-3535 GASKET (POWER STEERING OIL RESERVOIR COVER)</b>				
	See basic part number 3A642			
<b>3-3538 ELEMENT (POWER STEERING OIL RESERVOIR FILTER)</b>				
AE 33538-A	(a)	1	All	56/57
B7A 33538-A	$\oplus$ AJ-33538-A	1	All	58
353776-S8	Kit-spring-cover bolt to reservoir	1	a	
<b>3-3541 SUPPORT (POWER STEERING OIL RESERVOIR FILTER ELEMENT)</b>				
LD 33541-A		1	All	56/57
B8E 33541-A	$\oplus$ KD-33541-A	1	All	58

# Steering Gear

GROUP AND PART NUMBER		DESCRIPTION, SIZE, ETC.	NO. REQ'D	MODEL OR ENGINE CUBIC INCH DISPLACEMENT	YEAR 19__
3A543		CLAMP (STEERING COLUMN BRACKET)			
B9LY	3A543-A	Lower - with insulator - ⊕B9LF-3668-A (a)	1	All	58/59
	34941-S7	Lockwasher-5/16"-external tooth-attach clamp assy. and bracket assy. to pedal support	2	a	
	44722-S7	Washer-5/16"-flat-attach clamp assy. and bracket to pedal support	2	a	
	354299-S2	Nut, hex. -5/16"-24-attach clamp assy. and bracket assy. to pedal support	2	a	
	370144-S8	Bolt-hex. hd. -5/16"-24 x 1-1/4"-attach clamp assy. and bracket assy. to pedal support	2	a	
3544		CLAMP (STEERING GEAR BALL RETURN GUIDE)			
WAN	3544-B	(a)	1	All	58/59
	43246-S	Screw and washer assy. -fillister hd. -No.10-24 x 1/4"-ball return guide clamp to steering gear ball nut	2	a	
3A545		ROD (POWER STEERING PISTON)			
		See basic part number 3810			
3-3547		"O" RING (POWER STEERING OIL RESERVOIR ORIFICE)			
		See basic part number 3B728			
3548		HOUSING (STEERING GEAR)			
LD	3548-A	Used with gear assy. LD-33504-A - used prior to date #277-6 (a)	1	All	56/57
LD	3548-B	Used with gear assy. LD-33504-B - used after date #277-6 (a)	1	All	57/58
WAU	3548-C	Use with torsion bar P/S gear (a, b)	1	All	58/59
	74122-S	Expansion plug required as P/S assy. oil seal	1	a	
	353642-S	Seat-oil intake tube	1	a	
	353643-S	Seat - oil outlet tube	1	b	
	354278-S	Snap ring-steering gear housing	1	a	
3-3548		SNAP RING (STEERING GEAR SECTOR)			
LD	33548-A	Reqd. to retain plug in the valve - use with recirculating ball P/S gear only	1	All	56/58
3-3550		INSULATOR (POWER STEERING HOSE)			
LA	33550-A	1-25/32" x 2-7/8" thick	1	All	56/57
LF	33550-B		1	All	58
LF	33550-C		1	All	59
3552		CUP (STEERING GEAR WORM THRUST BEARING)			
B8A	3552-A	Use with torsion bar power steering gear - ⊕AJ-3552-A	1	All	58/59
3-3554		BRACKET (POWER STEERING PUMP ADJUSTING)			
		See basic part number 3A732			
3-3557		KEY (POWER STEERING PUMP PULLEY)			
EAD	33557-A		1	All	56/57
3B559		SHAFT (POWER STEERING PUMP ROTOR)			
B8AZ	3B559-A	Use with belt driven P/S - ⊕KD-33611-A, ⊕B8E-33611-A	1	All	58/59
B8MY	3B559-A	Use with vane type crankshaft driven P/S pump - ⊕5750075, ⊕PB8M-33611-A	1	All	59
COME	3B559-A	Use with roller type crankshaft driven P/S pump	1	All	59
3-3560		SEAL (STEERING GEAR WORM OIL)			
LD	33560-A	Also serviced in 3330 kit (a) ☆ 1956-7 - All ☆ 1958 - with recirculating ball P/S gear	1	All☆	56/58
	358780-S	Washer-flat-5/8"-on steering shaft	1	a	
	358789-S	Washer-flat-9/16"-on steering shaft	1	a	

# Steering Gear

GROUP AND PART NUMBER	DESCRIPTION, SIZE, ETC.	NO. REQ'D	MODEL OR ENGINE CUBIC INCH DISPLACEMENT	YEAR 19__
<b>3-3561 COVER (POWER STEERING GEAR HYDRAULIC VALVE)</b>				
LD 33561-A	Used with gear assy. LD-33504-A - used prior to date #277-6 (a)	1	All	56/57
LD 33561-B	Used with gear assy. LD-33504-B - used after date #277-6 ☆ 1956-7 - All ☆ 1958 - w/recirculating ball P/S gear (a)	1	All☆	56/58
LF 33561-A	Use with recirculating ball P/S gear	1	All	58
34807-S	Lockwasher-3/8"-attach top cover to the steering gear housing	4	a	
358781-S	Bolt-12 point hd. -3/8"-16 x 1-1/2"-cover to gear housing	4	a	
<b>3A561 KIT (POWER STEERING PUMP VALVE)</b>				
COMY 3A561-A	Use with roller type crankshaft driven P/S pump - Consists of the following - (1) COME-3A561-A valve (1) COME-3A570-A spring (1) 87014-S91 "o" ring (1) 305086-S roll pin	1	All	59
<b>3A561 VALVE (POWER STEERING PUMP)</b>				
B8LY 3A561-A	Use with belt driven P/S pump - ⊕LF-33609-A	1	All	58/59
B8MY 3A561-A	Use with vane type crankshaft driven P/S pump - ⊕5750073, ⊕BP8M-33609-A	1	All	59
COME 3A561-A	NS-use with roller type crankshaft driven P/S pump - serviced in 3A561 kit only	1	All	59
<b>3B561 CARRIER (BELT DRIVEN POWER STEERING PUMP)</b>				
COAA 3B561-A	NS-Serviced in 3612 kit only	1	All	58/59
<b>3B563 REINFORCEMENT (POWER STEERING OIL RESERVOIR ORIFICE)</b>				
B5AZ 3B563-A	Use with belt driven P/S - ⊕LE-33553-A, ⊕B5A-33553-B	1	All	56/59
<b>3-3569 RING (POWER STEERING GEAR CYLINDER PISTON)</b>				
LD 33569-A	3-1/8" O.D. x 9/64" wide x 1/16" thick	2	All	56/57
LD 33569-B	Teflon - 2-9/32" I.D. x 3-1/8" O.D. x 1/8" thick	1	All	56/58
<b>3-3570 "O" RING (STEERING GEAR POWER CYLINDER ADAPTOR OIL SEAL)</b>				
LD 33570-A	3-7/64" I.D. x 5/64" thick - also serviced in 3329 and 3330 kit - used with LD-33748-A only	1	All	56
<b>3A570 SPRING (POWER STEERING PUMP FLOW CONTROL)</b>				
	See basic part number 3B608			
<b>3571 BALL &amp; CAGE (STEERING GEAR WORM THRUST BEARING)</b>				
B8A 3571-A	Use with torsion bar P/S gear - ⊕AJ-33770-A	2	All	58/59
<b>3573 SPACER (EQUALIZER LEVER)</b>				
8MB 3573		1	All	59
<b>3575 SHAFT (STEERING GEAR SECTOR)</b>				
LD 3575-A	12-1/2" approx. overall length - used with gear assy. LD-33504-A-used prior to date No.277-6 (a)	1	All	56/57
LD 3575-B	Used with gear assy. LD-33504-A and LD-33504-B - used after date No. 277-6 (a)	1	All	57/58
WAU 3575-C	Use with torsion bar P/S gear	1	All	58/59
352744-S	Screw-flat-hd. -3/8"-16 x 11/16"-sector shaft to housing	1	a	
354278-S	Ring-snap-retain pitman shaft washer	1	a	
358776-S	Washer-flat-1-1/4"-shaft grease seal to housing	2	a	

# Steering Gear

GROUP AND PART NUMBER	DESCRIPTION, SIZE, ETC.	NO. REQ'D	MODEL OR ENGINE CUBIC INCH DISPLACEMENT	YEAR 19__
<b>3576 BUSHING (STEERING GEAR SECTOR SHAFT)</b>				
LD 3576-A	Use with recirculating ball P/S gear	2	All	56/58
WAN 3576-B	Use with torsion bar P/S gear	2	All	58/59
<b>3A576 PUMP &amp; TUBE (POWER STEERING)</b>				
	See basic part number 3A674			
<b>3577 SCREW (STEERING GEAR ADJUSTING)</b>				
LD 3577-A	7/16"-20 x 1-7/8" approx. o/all length - used (b) with gear assy. LD-33504-A - used prior to date No. 277-6	1	All	56/57
LD 3577-B	Used with gear assy. LD-33504-B - used after (b) date No. 277-6	1	All	57/58
WAN 3577-A	Use with torsion bar P/S gear (a)	1	All	58/59
34690-S	Nut-hex. check-7/16"-adjusting screw to cover	1	b	
354278-S7	Snap ring-retain steering gear housing oil seal assy.	1	a	
356395-S	Washer-flat-brass-7/16"-to lock steering gear adjusting screw	1	a	
359331-S8	Nut-hex. hd. -7/16"-20 to lock steering gear adjusting screw	1	a	
370580-S	Nut-hex. hd. -7/16"-20-teflon insert- attach screw to cover	1	a	
<b>3A577 INSULATOR (POWER STEERING PUMP) REAR</b>				
B9ME 3A577-A	Use with crankshaft driven P/S pump	2	All	59
<b>3A579 HOSE (RESERVOIR TO POWER STEERING PUMP)</b>				
	See basic part number 3-3810			
<b>3580 COVER (STEERING GEAR HOUSING SECTOR SHAFT)</b>				
LD 3583-A	With (5) screw holes for mounting - used with (b) gear assembly LD-33504-A - used prior to date #227-6	1	All	56/57
LD 3583-B	Used with gear assembly LD-33504-B - used (b) after date #277-6	1	All	57/58
WAN 3580-A	Use with torsion bar P/S gear (a)	1	All	58/59
20326-S	Bolt-hex. hd. -5/16"-18 x 5/8" attach steering gear housing cover to housing assy.	5	a	
20388-S	Bolt-hex. hd. -3/8"-16 x 1"-sector shaft cover to steering gear housing	3	a	
34690-S	Nut-hex. hd. -7/16"-20 adjusting screw to steering gear housing	1	b	
34807-S	Lockwasher-3/8"-sector shaft cover to steering gear housing	3	a	
34826-S	Lockwasher-5/16"-attach steering gear housing cover to housing assy.	5	a	
34846-S	Lockwasher-5/16"-heavy-sector shaft cover to steering gear housing	1-3	a	
358737-S8	Screw-hex. hd. -No. 10-24 x 5/8"-bleed screw cover assy.	1	b	
358781-S	Bolt-12 point-hd. -3/8"-16 x 1-1/2"-cover assy. to housing	3	b	
	Bolt-hex. hd. -5/16"-18 x 7/8"-sector shaft cover to steering gear housing	1	a	
358907-S	Screw-3/8"-16 x 1"-flat hd. -sector shaft cover to steering gear housing	1	a	
370580-S	Nut-7/16"-20-hex. hd. attach adjusting screw to cover	1	a	
<b>3A580 TUBE (POWER STEERING PUMP INLET)</b>				
B9ME 3A580-A	Use with crankshaft driven P/S pump	1	All	59
<b>3581 GASKET (STEERING GEAR HOUSING COVER)</b>				
B8E 3581-A	Use with torsion bar P/S gear - @WAN-3581-B	1	All	58/59



# Steering Gear

GROUP AND PART NUMBER	DESCRIPTION, SIZE, ETC.	NO. REQ'D	MODEL OR ENGINE CUBIC INCH DISPLACEMENT	YEAR 19__
<b>3-3582 SPRING (POWER STEERING HYDRAULIC VALVE CENTERING)</b>				
LD 33582-A		1	All	56/58
<b>3A582 COVER (POWER STEERING OIL RESERVOIR)</b>				
B5A 33533-A	⊖AG-33533-A (a)	1	All	56/57
B9AA 3A582-A	Use with belt driven P/S - without air conditioner	1	All	58/59
B9LY 3A582-A	Use with belt driven P/S - with air conditioner - (b) ⊖B9LL-33533-A	1	All	59
B9MY 3A582-A	Use with crankshaft driven P/S - ⊖B9ME-33533-B	1	All	59
44724-S	Washer-flat-5/16"-bolt to reservoir cover	1	a	
354668-S	Bolt-hex. hd. -5/16"-18 x 3-1/2"-cover to reservoir	1	a	
372517-S8	Plug-3/4"-16-filling hole	1	b	
<b>3A583 SEAL (POWER STEERING PUMP TO CYLINDER FRONT COVER)</b>				
B9ME 3A583-A	Use with crankshaft driven P/S pump	1	All	59
<b>3A584 INSULATOR (POWER STEERING PUMP) FRONT</b>				
B9ME 3A584-A	Use with crankshaft driven P/S pump	2	All	59
<b>3B585 INSERT (BELT DRIVEN POWER STEERING PUMP)</b>				
COAA 3B585	NS-Serviced in 3612 kit only	1	All	58/59
<b>3-3586 BEARING (POWER STEERING GEAR WORM THRUST)</b>				
LD 33586-B	Used with gear assy. LD-33504-A - used prior to date #227-6	1	All	56/57
LD 33586-C	Used with gear assy. LD-33504-B - used after date #277-6	1	All	57
LF 33586-A	Used with recirculating ball P/S gear	1	All	58
<b>3A586 STICK (POWER STEERING RESERVOIR OIL LEVEL DIP)</b>				
B9ME 3A586-A	Use with crankshaft driven P/S	1	All	59
<b>3590 ARM (STEERING PITMAN)</b>				
LD 3590-C		1	All	56/57
PB7L 3590-A	Without stud attached effective with models starting 11-1-56 - ⊖4047681	1	All	57
LF 3590-A	(a)	1	All	58/59
34814-S7	Lockwasher-7/8"-attach steering gear arm assy. to gear assy.	1	a	
351153-S	Nut-hex. -7/8"-14-attach steering gear arm assy. to gear assy.	1	a	
<b>3591 SEAL (STEERING GEAR HOUSING OIL)</b>				
WAN 3591-B	To fit on 1" dia. shaft - 1-1/2" O.D. - use as worm shaft seal on torsion bar P/S gear (a)	1	All	58/59
COLR 3591-A	To fit on 1-1/4" dia. shaft - 1-3/4" O.D. - use as sector shaft seal on torsion bar P/S gear (a)	1	All	58/59
352109-S7	Snap ring-retain steering gear housing oil seal assy.	1	a	
<b>3B591 PLUG (POWER STEERING PUMP FLOW CONTROL VALVE)</b>				
B7MY 3B591-A	Use with vane type crankshaft driven P/S pump - ⊖4049041, ⊖B7MY-33008	1	All	59
COME 3B591-A	Use with roller type crankshaft driven P/S pump	1	All	59
<b>3B592 SEAL (POWER STEERING PUMP ROTOR SHAFT)</b>				
LA 33623-A	Use with belt driven P/S pump - also serviced in in 3B728 kit	1	All	58/59
B8MY 3B592-A	Use with vane type crankshaft driven P/S pump - also serviced in 3B728 kit - ⊖5750076, ⊖PB8M-33623-A	2	All	59
COME 3B592-A	NS-use with roller type crankshaft driven P/S pump - serviced in 3B728 kit only	2	All	59

# Steering Gear

GROUP AND PART NUMBER	DESCRIPTION, SIZE, ETC.	NO. REQ'D	MODEL OR ENGINE CUBIC INCH DISPLACEMENT	YEAR 19__
<b>3-3593 WASHER (STEERING GEAR WORM THRUST BEARING NUT LOCK)</b>				
LD 33593-B	Also serviced 1 in 3330 kit	1	All	56/58
<b>3A594 SPRING (POWER STEERING LOWER SHAFT)</b>				
B8LY 3A594-A	Use with torsion bar P/S gear - 4WAN-33801-B	1	All	58/59
<b>3600 WHEEL (STEERING)</b>				
FDU 3600-K	Turquoise	1	All	56/57
FEL 3600-AA	Black	1	All	56/57
FEL 3600-AB	Dark blue	1	All	56/57
FEL 3600-AC	Dark green	1	All	56/57
FEL 3600-AD	Dark brown	1	All	56/57
FFC 3600-BE	Black	1	All	58
FFC 3600-CA	Gray	1	All	58
FFC 3600-CB	Blue	1	All	58
FFC 3600-CC	Green	1	All	58
FFC 3600-CD	Brown	1	All	58
FFC 3600-CE	Black	1	All	58
B9LF 3600-A(017)	Black	1	All	59
B9LF 3600-A(023)	Gray	1	All	59
B9LF 3600-A(024)	Blue	1	All	59
B9LF 3600-A(025)	Green	1	All	59
B9LF 3600-A(026)	Gold	1	All	59
<b>3601 BOLT (POWER STEERING OIL FILTER ELEMENT SUPPORT)</b>				
AD 3601-A	Use with belt driven P/S pump	1	All	56/59
<b>3A602 LEVER (POWER STEERING VALVE ACTUATING)</b>				
B7LY 3A602-B	2-1/16" approx. overall length used with gear assembly LD-33504-A - used prior to date #277-6	1	All	56/57
B7LY 3A602	Use with gear assembly LD-33504-A - for 57 only - used after date #277-6 - @LD-33745-B	1	All	57/58
<b>3-3603 "O" RING (POWER STEERING HYDRAULIC CONTROL VALVE OIL SEAL)</b>				
LD 33603-A	3-1/32" I. D. x 7/64" thick - also serviced in 3329, 3330 and 3747 kits (1) housing to adaptor (1) adaptor to top cover (1) side cover to housing	3	All	56/58
<b>3605 KIT (STEERING COLUMN BEARING) REPAIR</b>				
B8LY 3605-A	Use on models built prior to 4-6-59 Consists of the following - (1) FFC-3511-BE flange (1) B9LF-3517-B bearing (1) B9LF-3525-A shaft (1) B9LF-3A649-A sleeve (1) 372875-S retainer (1) 372876-S retainer	1	All	58/59
<b>3B608 SPRING (POWER STEERING PUMP RELIEF VALVE)</b>				
B7MY 3B608-A	Use with vane type crankshaft driven P/S pump - @MG-33613-B	1	All	59
COME 3A570-A	NS-use with roller type crankshaft driven P/S pump - serviced in 3A561 kit only	1	All	59
<b>3610 RETAINER (LASH ADJUSTER)</b>				
LD 3610-A	3/16"-20 thread x 1/2" length	1	All	56/58
<b>3-3610 HOUSING (POWER STEERING PUMP)</b>				
	See basic part number 3A643			

# Steering Gear

GROUP AND PART NUMBER	DESCRIPTION, SIZE, ETC.	NO. REQ'D	MODEL OR ENGINE CUBIC INCH DISPLACEMENT	YEAR 19__
<b>3A610 RETAINER (POWER STEERING HOSE INSULATOR)</b>				
B3AZ 3A610-A	⊕LA-33552-A (b)	1	All	56/57
B8LY 3A610-A	⊕LF-33552-A (a)	1	All	58/59
39896-S8	Screw-self tap-retainer to frame	1	a	
40923-S	Screw-self tap-5/16"-18 x 1/2"-retainer to frame	1	b	
<b>3B610 RETAINER (STEERING SHAFT UPPER BEARING)</b>				
B8LY 3B610-A	Use with nylon bushing type selectors - ⊕FFC-3831-A (a)	1	All	58
B8LY 3B610-B	Use with ball bearing type selector - ⊕FFC-3831-B (a)	1	All	58/59
51750-S8	Screw-No. 6-21/64" x 1/4"-cr. rec. pan hd. tap. - attach upper bearing retainer to flange	3	a	
<b>3612 KIT (POWER STEERING PUMP ROLLER)</b>				
B9MY 3A711-A	Use with belt driven P/S pump Consists of the following - (1) COAA-3B561-A carrier (1) COAA-3B585-A insert (6) KD-33684-A roller	1	All	58/59
<b>3-3612 SPRING (POWER STEERING PUMP FLOW CONTROL VALVE)</b>				
B8E 33612-A	Use with belt driven P/S pump - ⊕KD-33612-A	1	All	58/59
<b>3B612 CLAMP (STEERING COLUMN SHROUD)</b>				
B6LY 3B612-A	⊕FDU-33701-A (a)	1	All	56/59
50870-S8	Screw and washer assy.-cross rec.-round hd.- No.10-32 x 1/2"-attach shroud clamp assy. to upper shroud and grommet assy.	2	a	
<b>3614 RACE (STEERING GEAR WORM) OUTER</b>				
WAN 3614-A	Use with torsion bar P/S gear	1	All	58/59
<b>3-3614 FITTING (POWER STEERING PUMP VALVE OUTLET)</b>				
B5A 33614-A	Use with LD-33600-B - hose and sleeve assembly only - ⊕AF-33614-A	AR	All	56/57
LA 33614-A	Use with LD-33600-A - hose and sleeve assembly only	AR	All	57
<b>3-3618 "O" RING (POWER STEERING PUMP VALVE OUTLET FITTING)</b>				
LA 33618-A	Use with belt driven P/S pump - also serviced in 3B728 kit	1	All	58/59
MG 33618-A	Use with crankshaft driven P/S pump - also serviced in 3B728 kit	1	All	59
<b>3-3619 "O" RING (POWER STEERING PUMP FLOW DIRECTOR)</b>				
B7A 33619-A	Use when equipped with a/cond. - ⊕AG-33619-A	1	All	58/59

# Steering Gear

GROUP AND PART NUMBER	DESCRIPTION, SIZE, ETC.	NO REQ'D	MODEL OR ENGINE CUBIC INCH DISPLACEMENT	YEAR
<b>3623 CAP &amp; MEDALLION (HORN BLOWING RING)</b>				
FFC 3623-BA	With "L EMBLEM"	1	53, 57, 63	58
FFH 3623-BA	With "STAR EMBLEM"	1	54C, 65, 68, 75	58
B9LF 3623-A		1	53A, B, 57A, B, 63A, B	59
B9LF 3623-B		1	54A, 65A, 68A, 75A	59
<b>3-3623 SEAL (POWER STEERING PUMP ROTOR SHAFT)</b>				
	See basic part number 3B592			
<b>3-3627 RETAINER (POWER STEERING PUMP RELIEF VALVE)</b>				
B8E 33627-A	Use with belt driven P/S - @KD-33627-A	1	All	58/59
<b>3B631 SEAL (STEERING GEAR SHAFT-WEATHER)</b>				
B8LY 3B631-A	@FFC-33743-A	1	All	58/59
<b>3-3633 PIN (POWER STEERING PUMP ROTOR DRIVE)</b>				
LA 33633-A	Use with belt driven P/S pump	1	All	58/59
<b>3-3640 INSULATOR (POWER STEERING PUMP)</b>				
EAD 33640-A		3	All	56/57
<b>3641 BOLT (STEERING COLUMN TUBE FLANGE)</b>				
8M 3641-B	1/4"-28 x 3/4" long	2	All	56/59
<b>3A642 GASKET (POWER STEERING OIL RESERVOIR COVER)</b>				
B8A 33535-A	Belt driven P/S - @AK-33535-A ☆ 1956 - All ☆ 1957 - All except 65, 75, 76 less a/cond. ☆ 1958 - All	1	All☆	56/58
COME 3A642-A	Use with crankshaft driven P/S	1	All	59
B9AA 3A642-A	Use with belt driven P/S	1	All	59
<b>3A643 HOUSING (POWER STEERING PUMP)</b>				
B8E 33610-A	Use with belt driven P/S - @KD-33610-A	1	All	58/59
B9ME 3A643-A	Use with vane type crankshaft driven P/S pump	1	All	59
COME 3A643-A	Use with roller type crankshaft driven P/S pump	1	All	59
<b>3A644 KIT (CRANKSHAFT DRIVEN POWER STEERING PUMP RING &amp; ROTOR)</b>				
B7MY 3A644-A	Consists of the following - @MJK-33665-A (1) B9ME-3A644-A ring (1) PB8M-33692-A rotor (10) PB8M-33695-A vane	1	All	59
<b>3A644 RING (POWER STEERING PUMP VANE)</b>				
B9ME 3A644-A	Use with vane type crankshaft driven P/S pump - also serviced in 3A644 kit	1	All	59
<b>3A645 PLATE (POWER STEERING PUMP PRESSURE)</b>				
B9ME 3A645-A	Use with vane type crankshaft driven P/S pump	1	All	59

# Steering Gear

GROUP AND PART NUMBER	DESCRIPTION, SIZE, ETC.	NO REQ'D	MODEL OR ENGINE CUBIC INCH DISPLACEMENT	YEAR 19__
<b>3647 KIT (POWER STEERING RECIRCULATING BALL)</b>				
HJK 3647-G	Use with recirculating ball P/S gear - Consists of the following - (11) LD-3647-G balls .28125" dia. (11) LF-3647-A spacer balls-BLACK	1	All	56/58
HJK 3647-F	Use with recirculating ball P/S gear - Consists of the following - (11) LD-3647-F balls .28117" dia. (11) LF-3647-A spacer balls-BLACK	1	All	56/58
HJK 3647-H	Use with recirculating ball P/S gear - Consists of the following - (11) LD-3647-H balls .28133" dia. (11) LF-3647-A spacer balls-BLACK	1	All	56/58
HJK 3647-J	Use with recirculating ball P/S gear - Consists of the following - (11) LD-3647-J balls .28141" dia. (11) LF-3647-A spacer balls-BLACK	1	All	56/58
HJK 3647-K	Use with recirculating ball P/S gear - Consists of the following - (11) LD-3647-K balls .28149" dia. (11) LF-3647-A spacer balls-BLACK	1	All	56/58
HJK 3647-L	Use with recirculating ball P/S gear - Consists of the following - (11) LD-3647-L balls .28157" dia. (11) LF-3647-A spacer balls-BLACK	1	All	56/58
HJK 3647-E	Use with torsion bar P/S gear - Consists of the following - (62) WAN-3647-E balls - .25016" dia.	1	All	58/59

<b>3649 MEDALLION (HORN BLOWING CAP)</b>				
FDU 3649-B	"LINCOLN INSIGNIA"	1	57A, 58A, 60A, 60E, 73A	56/57
FDU 3649-C	"LINCOLN INSIGNIA"	1	57B, 58B, 60B, 73B, 76	56/57

<b>3A649 SLEEVE (STEERING COLUMN UPPER BEARING)</b>				
	See basic part number 3518			

<b>3A650 KIT (POWER STEERING CONTROL VALVE SEAL)</b>				
	See basic part number 3316			

# Steering Gear

GROUP AND PART NUMBER	DESCRIPTION, SIZE, ETC.	NO. REQ'D	MODEL OR ENGINE CUBIC INCH DISPLACEMENT	YEAR 19__
<b>3655 CAP &amp; MEDALLION (HORN BLOWING RING)</b>				
FDU 3655-D	"LINCOLN INSIGNIA"	1	57B, 58B, 60B, 73, 76	56/57
<b>3657 RETAINER (STEERING WHEEL HUB CAP)</b>				
FFC 3657-B		(a) 3	All	58
PB9L 3657-A	⊕2701253	4	All	59
52240-S8	Screw-cr. rd. hd. tap. -No. 14-10 x 5/8"	3	a	
<b>3-3657 LENS (HORN BLOWING RING MEDALLION)</b>				
FDU 33657-A		1	60E, 73A	56
		1	57A, 58A, 60A	57
<b>3A670 NUT (POWER STEERING GEAR WORM BEARING LOCK)</b>				
B6LY 3A670-A	Used with gear assembly LD-33504-A - used prior to date #277-6 - ⊕LD-33758-A	1	All	56/57
B6LY 3A607-B	1"-24 thread hex. use with LD-3560-B - used after date #277-6 - ⊕LD-33758-B	1	All	57/58
<b>3B673 BEARING (POWER STEERING CONTROL VALVE SLEEVE)</b>				
B8LY 3B673-A	Use with torsion bar P/S gear - ⊕WAN-3824-A	1	All	58/59
<b>3A674 PUMP (POWER STEERING)</b>				
B5LY 3A674-A	⊕LD-33607-B	(a) 1	All	56/57
B8LY 3A674-A	Belt driven - ⊕LF-33607-A	1	All	58/59
B9ME 3A576-B	Vane type crankshaft driven	1	All	59
COME 3A576-A	Crankshaft driven - roller type - when replacing vane type pump with roller type - also use 8A501 water pump spacer	1	All	59
351789-S	Washer-flat-7/8" O. D. x 21/32" I. D. (1) between bolt and fitting power steering pressure hose (1) between fitting and pump assembly-power steering	2	a	
351791-S8	Fitting-power steering pressure line hose assembly to pump and reservoir	1	a	
351792-S8	Bolt-hex. hd. -5/8"-18-attach fitting to pump assy.	1	a	
<b>3676 BRACKET (STEERING COLUMN)</b>				
B9LF 3676-A	"U" shaped	1	All	58/59
<b>3678 BRACKET (STEERING COLUMN)</b>				
FDU 3678-A		1	All	56/57
<b>3682 INSULATOR (STEERING COLUMN BRACKET)</b>				
FDU 3682-A	NS-Improvise locally - rubber - 2-27/32" long x 7/8" wide x 1/8" thick	1	All	56/57
<b>3-3684 ROLLER (BELT DRIVEN POWER STEERING PUMP)</b>				
KD 33684-A	NS-Serviced under basic part number 3612	6	All	58/59
<b>3685 KEY (DOOR &amp; IGNITION LOCK)</b>				
BAJ 3685-A		2	All	56/57
B9LB 3685-A		2	All	58/59

# Steering Gear

GROUP AND PART NUMBER	DESCRIPTION, SIZE, ETC.	NO. REQ'D	MODEL OR ENGINE CUBIC INCH DISPLACEMENT	YEAR 19__
<b>3687 CYLINDER &amp; KEY SET (PRIMARY)</b>				
BY 3687-B	Includes ignition lock and door lock with keys	1	73	56
BAJ 3687-A	Includes ignition lock and door lock with keys	1	57, 58, 60, 76	56/57
BAK 3687-A	Includes ignition lock and door lock with keys	1	53A, B, 54A, 57A, B, 75A	58
BAK 3687-B	Includes ignition lock and door lock with keys	1	63A, B, 65A, 68A	58
<b>3687 LOCK SET (IGNITION &amp; DOOR)</b>				
BAJ 3687-B		1	57, 58	57
B9LB 3687-A		1	53, 54, 57, 75	59
B9LB 3687-B		1	63, 65, 68	59
<b>3B688 SPRING (POWER STEERING OIL RESERVOIR FILTER ELEMENT RETAINING)</b>				
B3AZ 3B688-A	⊕LA-33539-A	1	All	56/57
B8AZ 3B688-A	⊕KD-33539-A, ⊕B8E-33539-A	1	All	58
C1VV 3B688-A	Use with crankshaft driven P/S	1	All	59
<b>3689 LOCK SET (LUGGAGE &amp; GLOVE COMPARTMENT DOOR)</b>				
BAJ 3689-A	Cylinder and keys (1) for luggage compartment (1) for glove compartment	2	All	56/57
BAK 3689-B	Cylinder and keys (1) for luggage compartment (1) for glove compartment	2	All	58
BAK 3689-C	Matching set includes - deck lid cylinder, glove compartment cylinder, switch and cylinder assembly for deck lid remote control at instrument panel, and keys	1	All	58
B9LB 3689-A	Manual	1	All	59
B9LB 3689-B	Electric	1	All	59
<b>3-3692 ROTOR (POWER STEERING PUMP)</b>				
PB8M 33692-A	Use with vane type crankshaft driven P/S pump - also serviced in 3A644 kit - ⊕5750071	1	All	59
<b>3-3695 VANE (POWER STEERING PUMP)</b>				
PB8M 33695-A	Use with vane type crankshaft driven P/S pump - also serviced in 3A644 kit - ⊕5750072	10	All	59
<b>3A697 BODY (POWER STEERING OIL RESERVOIR)</b>				
B6LY 3A697-A	⊕LD-33655-A	1	All	56/57
B8LY 3A697-A	Use with belt driven P/S - ⊕LF-33655-B	1	All	58/59
<b>3A698 COVER (POWER STEERING PUMP HOUSING)</b>				
B8KY 3A698-A	Use with belt driven P/S - ⊕KC-33608-A, (a) ⊕B8E-33608-B	1	All	58/59
B9MY 3A698-B	Use with crankshaft driven P/S pump - ⊕B9ME-33608-A	1	All	59
87014-S91	"O" ring - P/S pump flow director	1	a	
<b>3B699 SHAFT &amp; TORSION BAR (STEERING GEAR LOWER)</b>				
B8LY 3B699-A	⊕WAU-3818-B	1	All	58/59
<b>3A700 ORIFICE (POWER STEERING PRESSURE LINE HOSE)</b>				
	See basic part number 3-3759			

# Steering Gear

GROUP AND PART NUMBER	DESCRIPTION, SIZE, ETC.	NO REQ'D	MODEL OR ENGINE CUBIC INCH DISPLACEMENT	YEAR 19__
<b>3B700 ADJUSTER (STEERING GEAR CONTROL VALVE SPOOL)</b>				
B8LY 3B700-A	Use with torsion bar P/S gear - ⊕WAN-33732-A (a)	1	All	58/59
34443-S	Nut-5/16"-24-light thick lock required to lock steering gear control valve spool adjuster in position	1	a	
87032-S94	Seal-required as P/S gear adjuster assy. oil seal	1	a	
<b>3B702 VALVE SPOOL &amp; SLEEVE (POWER STEERING GEAR)</b>				
B8LY 3B702-A	Use with torsion bar P/S gear - ⊕WAN-33762-B	1	All	58/59
<b>3A706-7 STOP (STEERING ARM)</b>				
B6LY 3A706-A	R. H. - ⊕LD-33590-C	1	All	56/57
B6LY 3A707-A	L. H. - ⊕LD-33591-C	1	All	56/57
<b>3707 NUT (STEERING GEAR WORM THRUST BEARING - LOCK)</b>				
B8A 3707-A	Use with torsion bar P/S gear - ⊕AJ-3707-A	1	All	58/59
<b>3708 CAP (POWER STEERING CONTROL VALVE SPOOL ADJUSTING)</b>				
WAN 3708-A	Use with torsion bar P/S gear (a)	1	All	58/59
87022-S94	Seal-required as P/S gear cap assy. oil seal	1	a	
<b>3A711 KIT (POWER STEERING PUMP ROLLER)</b>				
	See basic part number 3612			
<b>3A713 HOSE (POWER STEERING RETURN LINE)</b>				
B6LY 3A713-A	23-1/2" long - with 3/8"-male fitting 1 end - ⊕LD-33588-A	1	All	56/57
LF 3806-C	Rubber - 28" long - 3/8" I. D. - 5/8" O. D. use with belt driven P/S (a)	1	All	58/59
B9LL 3A005-A	Use with crankshaft P/S (a)	1	All	59
97200-S8	Clamp-hose-9/16" dia. -slotted band	1	a	
<b>3B715 PUMP ASSEMBLY (POWER STEERING) LESS HOUSING</b>				
COME 3B715-A	Use with roller type crankshaft driven P/S pump	1	All	59
<b>3A718 SEAL (STEERING GEAR SECTOR SHAFT GREASE)</b>				
B6LY 3A718-A	1-1/4" I. D. x 1-3/4" O. D. - ⊕LD-33587-A	1	All	56/58
<b>3B728 "O" RING (POWER STEERING OIL RESERVOIR ORIFICE)</b>				
B5A 33547-A	Use with belt driven P/S - also serviced in 3B728 kit - ⊕AG-33547-A	2	All	56/59
<b>3B728 KIT (POWER STEERING PUMP SEAL)</b>				
B8LY 3B728-A	Use with belt driven P/S - ⊕HJK-33547-A Consists of the following - (2) B5A-33547-A "o" ring (1) LA-33618-A "o" ring (1) LA-33623-A seal (1) 87014-S "o" ring (1) 87147-S seal (1) 359290-S ring	1	All	58/59
B8MY 3B728-A	Use with vane type crankshaft driven P/S pump - ⊕MJK-33547-A Consists of the following - (1) MG-33618-A "o" ring (2) PB8M-33623-A seal (1) 87018-S91 seal (1) 87067-S91 seal (1) 371226-S91 seal	1	All	59



# Steering Gear

GROUP AND PART NUMBER	DESCRIPTION, SIZE, ETC.	NO. REQ'D	MODEL OR ENGINE CUBIC INCH DISPLACEMENT	YEAR 19__
<b>3B728 KIT (POWER STEERING PUMP SEAL) CONTINUED</b>				
COMY 3B728-A	Use with roller type crankshaft driven P/S pump - Consists of the following - (2) COME-3B592-A seal (1) 87018-S91 "o" ring (2) 87014-S91 "o" ring (1) 87141-S91 "o" ring (1) 373933-S "o" ring	1	All	59
<b>3A730 VALVE (POWER STEERING GEAR HYDRAULIC CONTROL)</b>				
B6LY 3A730-B	⊕LD-33577-D	(a) 1	All	56
B6LY 3A730-A	⊕LD-33577-C	(b) 1	All	57/58
34846-S	Lockwasher-5/16"	1	a	
358773-S	Washer-annulus retainer-3/4" I.D.	1	b	
358774-S	Seat-tube-1/4"-hose to valve	1	b	
358775-S	Seat-tube-3/8"-hose to valve	1	b	
358779-S	Ring-snap-1-3/8"	1	b	
358781-S	Bolt-12 point hd. -3/8"-16 x 1-1/2"	1	a	
358792-S	Washer-flat-5/8" I.D.	1	b	
<b>3A732 BRACKET (POWER STEERING PUMP ADJUSTING)</b>				
B4TZ 3A732-A	With (5) holes - (1) hole for adjustment - ⊕EAD-33554-A, ⊕B4Q-33554-A	(b) 1	All	56/57
B8QH 33554-B	⊕ECU-33554-B	2	All	56/57
B8LY 3A732-A	⊕5751512, ⊕PB8L-33554-A	(a) 1	All	58/59
20388-S8	Bolt-hex. hd. -3/8"-16 x 1"-bracket to engine mounting bracket	1	a	
20390-S8	Bolt-hex. hd. -7/16"-14 x 1"-bracket to cylinder block	2	a	
21589-S	Bolt-hex. hd. -3/8"-16 x 4"-bracket to support	1	b	
24426-S	Bolt-hex. hd. -5/16"-18 x 1-1/4"-bracket to support	1	b	
33924-S8	Nut-hex. jam-3/8"-16-bracket to engine mounting bracket	1	a	
34807-S	Lockwasher-3/8"-bracket to support	2	b	
34807-S7	Lockwasher-3/8"-bracket to engine mounting brkt.	1	a	
34808-S7	Lockwasher-7/16"-bracket to cylinder block	2	a, b	
43012-S8	Bolt-hex. hd. -3/8"-16 x 2-3/4"-adjusting bracket to P/S pump assy.	3	b	
352115-S8	Washer-flat-3/8"-bracket to bolt and pump	3	b	
356500-S	Washer-flat-7/16"-bracket to support	1	b	
<b>3A733 PULLEY (POWER STEERING PUMP)</b>				
B6MY 3A733-A	⊕ECU-33556-A	(b) 1	All	56/57
B8MY 3A733-A	Use with belt driven P/S - ⊕EDJ-33556-A	(a, b) 1	All	58/59
74172-S	Key-Woodruff-1/8" x 1/2"-pulley to shaft assy.	1	a	
353846-S8	Washer-flat-5/16"-pulley to shaft assy.	2	b	
353864-S8	Screw and washer assy. hex. hd. -5/16"-18 x 7/8"-pulley to pump assy.	1	b	
<b>3744 INSULATOR (HORN BLOWING RING CONTACT PLATE)</b>				
PB9L 3744-A	⊕2701250	4	All	59
<b>3-3744 INSULATOR (STEERING GEAR TO TRANSMISSION SELECTOR TUBE)</b>				
LD 33744-A	Felt	1	All	56/57

# Steering Gear

GROUP AND PART NUMBER	DESCRIPTION, SIZE, ETC.	NO. REQ'D	MODEL OR ENGINE CUBIC INCH DISPLACEMENT	YEAR 19__
<b>3745 LINK (POWER STEERING VALVE ACTUATING)</b>				
LD 3745-A		1	All	56/58
<b>3A745 CAP (POWER STEERING CYLINDER)</b>				
B8LY 3A745-A	Use with torsion bar P/S gear - $\oplus$ WAN-33813-B	1	All	58/59
<b>3-3746 COVER (POWER STEERING VALVE LINKAGE)</b>				
LD 33746-A	"L" shaped - 1-1/2" I.D. one end - 1-1/8" I.D. other end	1	All	56/57
LD 33746-B	(a)	1	All	56/58
87040-S91	Seal-"o" rings-top cover to link cover	1	a	
<b>3A746 RING (POWER STEERING CYLINDER CAP RETAINING)</b>				
B8LY 3A746-A	Use with torsion bar P/S gear - also serviced in 3A764 kit - $\oplus$ WAN-33823-B	1	All	58/59
<b>3747 SEAL (HOUSING TOP COVER DUST)</b>				
LF 3747-A		1	All	58/59
<b>3747 SEAL (POWER STEERING HOUSING END COVER)</b>				
LD 3747-A	7/8" I.D. x 1-3/8" O.D. - also serviced in 3330 and 3747 kits	(a) 1	All	56/58
358791-S	Washer-flat-29/32"-housing and core seal in hydraulic valve cover assy.	1	a	
359198-S	Washer-flat-7/8"-housing end cover seal in hydraulic valve cover assy.	1	a	
<b>3747 KIT (POWER STEERING COVER &amp; VALVE SEAL)</b>				
HGK 3747-A	End cover - used prior to date #277-6 Consists of the following - (1) LD-3747-A seal (1) LD-3754-A seal (1) LD-3755-A seal (1) LD-3756-A seal (1) LD-33603-A seal	1	All	56/57
HHK 3747-A	Top cover used with LD-33504-B - LD-3504-F - steering gear - used after date #277-6 Consists of the following - (1) LD-3747-A seal (1) LD-3754-A seal (1) LD-33603-A seal (1) 87040-S91 seal (2) 370959-S91 seal	1	All	57/58
<b>3748 BEARING (POWER STEERING END COVER NEEDLE)</b>				
LD 3748-A		1	All	56/58
<b>3-3748 ADAPTOR (POWER STEERING COVER)</b>				
LD 33748-B	Use LD-33603-A - "o" ring with adaptor LD-33748-B	1	All	56/57
LD 33748-C	Used with LD-33504-B - for 57 only	1	All	57/58
<b>3-3749 SEAL (POWER STEERING GEAR SECTOR SHAFT GREASE)</b>				
LD 33749-B	Also serviced in 3330 kit $\star$ 1956-1957 $\star$ 1958 - used with recirculating P/S gear	(a) 1	All All	56/58
354278-S7	Snap ring-retain steering gear housing oil seal assy.	1	a	

# Steering Gear

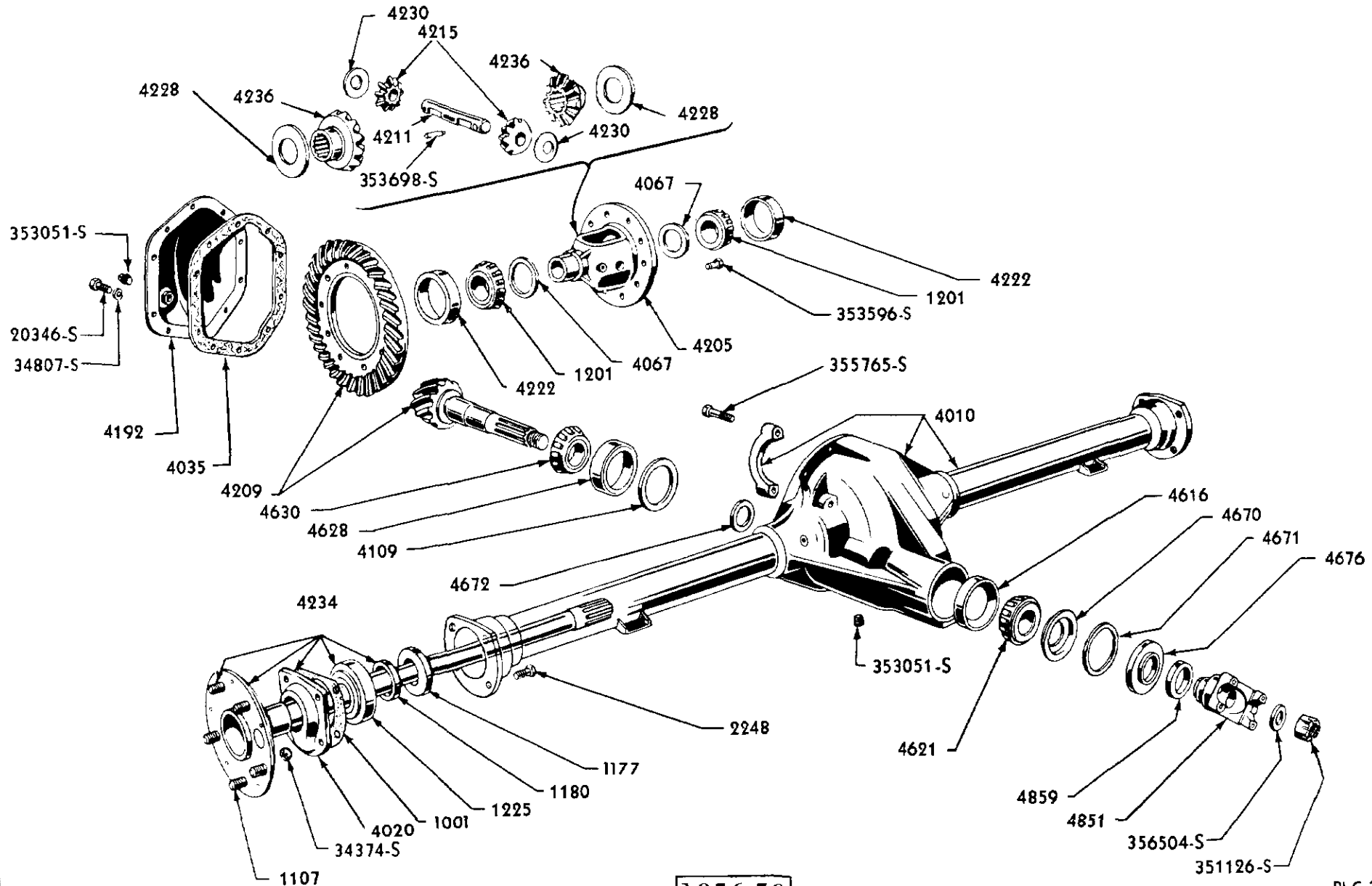
GROUP AND PART NUMBER	DESCRIPTION, SIZE, ETC.	NO. REQ'D	MODEL OR ENGINE CUBIC INCH DISPLACEMENT	YEAR 19__
<b>3-3750 PISTON &amp; COUPLING (POWER STEERING)</b>				
LD 33750-A	NS-Replaced by 3-3782 and 3-3781 kits	1	All	56/57
LD 33750-B	NS-Serviced in 3-3782 and 3-3781 kits	1	All	57
<b>3752 INSULATOR (POWER STEERING SHAFT)</b>				
LD 3752-A		1	All	56/57
<b>3753 SPACER (POWER STEERING VALVE SPOOL STOP)</b>				
LD 3753-A	Used only when valve assy. LD-33577-A is specified (a)	1	All	56
LD 3753-B	Used only when valve assy. LD-33577-B is specified (a)	1	All	56/58
358773-S	Washer-round retainer-spool stop spacer in valve assy.	1	a	
<b>3-3753 "O" RING (POWER STEERING VALVE SPOOL STOP SPACER) INNER</b>				
LD 33753-A	Rubber - used on the first 9000 units	1	All	56
LD 33753-B	Rubber - used with valve assy. LD-33577-B only - also serviced in 3329 & 3330 kits	1	All	56/58
<b>3754 "O" RING (POWER STEERING GEAR HYDRAULIC VALVE COVER)</b>				
LD 3754-A	Rubber - also serviced in 3329 and 3330 kits (a)	1	All	56/58
358791-S	Washer-flat-29/32" I. D. -end cover assembly	1	a	
<b>3-3754 NUT (POWER STEERING GEAR WORM BALL)</b>				
LD 33754-A	NS-Serviced in kit assy. LD-33782-A (a)	1	All	56/57
358782-S	Ring-snap-1-3/16"-retain washer to cover	1	a	
358788-S	Washer-flat-15/16" I. D. -washer for oil cover seal	1	a	
<b>3B754 SEAT (POWER STEERING RESERVOIR FILTER RETAINING SPRING)</b>				
B4AZ 3B754-A	⊕AE-33540-A	1	All	56/58
B8MY 3B754-A	Use with crankshaft driven P/S - ⊕5750299, BPB8M-33540-A	1	All	59
<b>3755 "O" RING (POWER STEERING VALVE LINKAGE COVER)</b>				
LD 3755-A	Also serviced in 3329, 3330 & 3747 kits - use with gear assy. LD-33504-A - used prior to date #277-6 (a)	1	All	56/57
87040-S91	Use with gear assy. LD-33504-B-used after date #277-6	1	a	
<b>3-3755 "O" RING (POWER STEERING VALVE SPOOL STOP SPACER) OUTER</b>				
LD 33755-A	Rubber - used on the first 9000 units	1	All	56
LD 33755-B	Ruber - used with valve assy. LD-33577-B only - also serviced in 3329 and 3330 kits	1	All	56/58
<b>3756 "O" RING (POWER STEERING CONTROL VALVE TO HOUSING)</b>				
LD 3756-A	3/8" I. D. x 1/16" thick - also serviced in 3329, 3330 and 3747 kits	2	All	56/57
370959-S91	Seal-5/16" I. D. x 1/8" thick-also serviced in 3329, 3330 and 3747 kits	2	All	57/58
<b>3-3756 SPRING (POWER STEERING REACTION CONTROL)</b>				
LD 33756-A		1	All	56/58
<b>3B756 RETAINER (POWER STEERING OIL RESERVOIR FILTER SPRING)</b>				
B8MY 3B756-A	Use with crankshaft driven P/S - ⊕EDG-33832-A	1	All	59
<b>3757 RING (POWER STEERING VALVE RETAINING)</b>				
WAN 3757-A	NS-Use with torsion bar P/S gear - serviced in 3316 kit only	1	All	58/59

# Steering Gear

GROUP AND PART NUMBER	DESCRIPTION, SIZE, ETC.	NO. REQ'D	MODEL OR ENGINE CUBIC INCH DISPLACEMENT	YEAR 19__
<b>3-3757 SPRING (POWER STEERING THRUST BEARING)</b>				
LD 33757-A	Used on the first 9000 units	4	All	56
LD 33757-B	Used with thrust bearing assy. LD-33586-B	4	All	56/58
<b>3-3759 ORIFICE (POWER STEERING PRESSURE LINE HOSE)</b>				
LF 33759-A		1	All	58
B9MM 3A700-A		1	All	59
<b>3760 VENTURI (POWER STEERING OIL RESERVOIR PUMP)</b>				
AF 3760-A	Use with belt driven P/S pump	1	All	58/59
<b>3763 SHIM (POWER STEERING GEAR SHAFT ADJUSTING)</b>				
AJ 3763-A	.063" - selective fit with AJ-3763-B-C-D	1	All	56/59
AJ 3763-B	.067" - selective fit with AJ-3763-A-C-D	1	All	56/59
AJ 3763-C	.069" - selective fit with AJ-3763-A-B-D	1	All	56/59
AJ 3763-D	.065" - selective fit with AJ-3763-A-B-C	1	All	56/59
<b>3763 KIT (STEERING SECTOR ADJUSTER SHIM)</b>				
B8A 3763-A	Consists of the following - (1) AJ-3763-A shim - (.063" thick) (1) AJ-3763-B shim - (.067" thick) (1) AJ-3763-C shim - (.069" thick) (1) AJ-3763-D shim - (.065" thick)	1	All	56/59
<b>3A764 KIT (POWER STEERING CYLINDER SEAL)</b>				
B8LY 3A764-A	Use with torsion bar power steering gear - ⊕HJK-3315-B - Consists of the following - (1) NCA-999-A "o" ring (1) WAN-3805-B seal (1) WAN-33822-A seal (1) WAN-33823-B ring	1	All	58/59
<b>3767 WASHER (POWER STEERING WORM SEAL RETAINING RING)</b>				
LD 3767-A	Also serviced in 3330 kit (a)	1	All	56/58
358778-S	Washer-retaining ring	1	a	
<b>3775 PLATE (POWER STEERING PUMP)</b>				
B6LY 3775-A	⊕4050561	1	All	56/57
<b>3-3780 KIT (STEERING GEAR HOUSING PLUG &amp; SEAL)</b>				
LD 33780-A	Consists of the following - (1) LD-3597-A plug (1) LD-3662-A seal	1	All	56/58
<b>3-3781 KIT (POWER STEERING RACK &amp; PISTON)</b>				
LD 33781-A	Used with gear assy. LD-33504-A - used prior to date #277-6	1	All	56/57
LD 33781-C	Used with gear assy. LD-33504-B - used after date #277-6	1	All	56/58
<b>3-3782 KIT (POWER STEERING WORM &amp; ADAPTOR)</b>				
LD 33782-B	Used with gear assy. LD-33504-A - used prior to date #277-6	1	All	56/57
LD 33782-C	Used with gear assy. LD-33504-B - used after date #277-6	1	All	56/58
LF 33782-A	Use with recirculating ball P/S gear	1	All	58

# Steering Gear

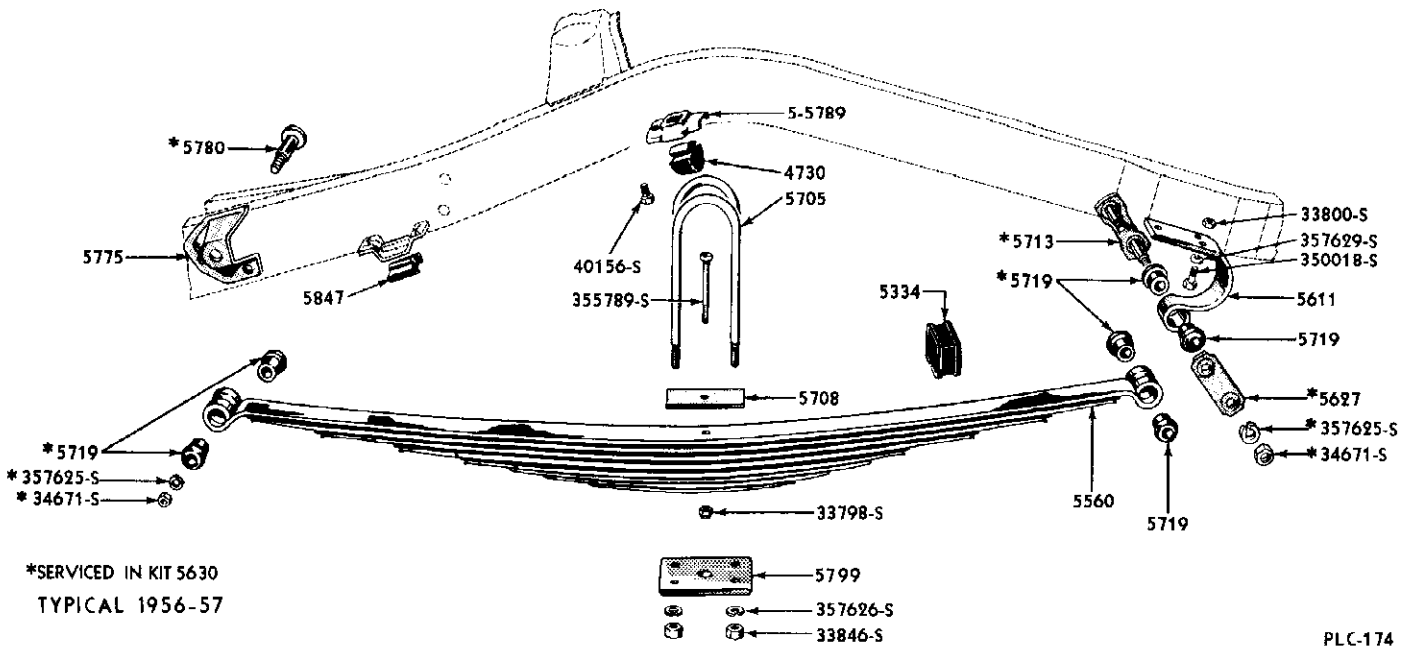
GROUP AND PART NUMBER	DESCRIPTION, SIZE, ETC.	NO. REQ'D	MODEL OR ENGINE CUBIC INCH DISPLACEMENT	YEAR 19__
<b>3-3784 PLATE &amp; BRUSH (HORN BLOWING RING CONTACT)</b>				
FDU 33784-A	Brush	(a) 1	All	56
51754-S8	Screw-cr. pan hd. tap. -No. 6-32 x 3/8"	3	a	
354698-S	Washer-flat-9/64" I.D. x 3/8" O.D. -to insulate screws	3	a	
354717-S	Ring-snap-to ground ring	1	a	
370452-S	Washer-flat-No. 8	3	a	
<b>3805 SEAL (POWER STEERING GEAR PISTON)</b>				
WAN 3805-B	NS-Use with torsion bar P/S gear - serviced in 3A764 kit only	1	All	58/59
<b>3806 HOSE (POWER STEERING RETURN LINE)</b>				
	See basic part number 3A713			
<b>3807 TUBE (POWER STEERING RETURN LINE)</b>				
LF 3807-A	Steel tubing - 3-1/2" long "L" shape with fitting on one end	1	All	58/59
<b>3810 ROD (POWER STEERING PISTON)</b>				
COLR 3A545-A	Use with torsion bar P/S gear	1	All	58/59
<b>3-3810 HOSE (RESERVOIR TO POWER STEERING PUMP)</b>				
CIVE 3A579-A	Use with crankshaft driven P/S	1	All	59
<b>3812 ACTUATOR (POWER STEERING VALVE)</b>				
B8LY 3812-A	Use with torsion bar P/S gear - @WAN-3792-A	1	All	59/59
<b>3-3815 BUSHING (STEERING GEAR SECTOR SHAFT) UPPER</b>				
WAN 33815-B	Use with torsion bar P/S gear	1	All	58/59
<b>3816 SEAL (POWER STEERING GEAR CONTROL VALVE SLEEVE)</b>				
WAN 3816-A	NS-Use with torsion bar P/S gear - serviced in 3316 kit only	1	All	58/59
<b>3-3820 PLUG (STEERING COLUMN) ANTI-NOISE</b>				
FFC 33820-A		1	All	58
<b>3821 ADJUSTER (POWER STEERING CONTROL VALVE SLEEVE LOCKNUT)</b>				
WAN 3821-A	Use with torsion bar P/S gear - also serviced in 3A764 kit	1	All	58/59
<b>3-3821 WASHER (LASH ADJUSTER)</b>				
LD 33821-A		1	All	56/58
<b>3-3822 SEAL (POWER STEERING CYLINDER CAP)</b>				
WAN 33822-A	Use with torsion bar P/S gear - also serviced in 3A764 kit	1	All	58/59
<b>3837 FILTER (POWER STEERING OIL RESERVOIR)</b>				
PB8M 3837-A	Use with crankshaft driven P/S - @5750295	1	All	59
<b>3844 SWITCH (LUGGAGE COMPARTMENT DOOR LOCK) WITH CYLINDER &amp; KEYS</b>				
FEY 3844-C	Located at instrument panel NOTE-For lock set see 3689 which includes deck lid cylinder - glove compartment cylinder - deck lid remote control switch and cylinder - and matching keys	(a) 1	All	58/59
371020-S13	Washer-flat-1"	1	a	
<b>3863 INSERT (POWER STEERING PUMP COVER)</b>				
B8AZ 3863-A		1	All	58



1956-59

REAR AXLE

PLC-310

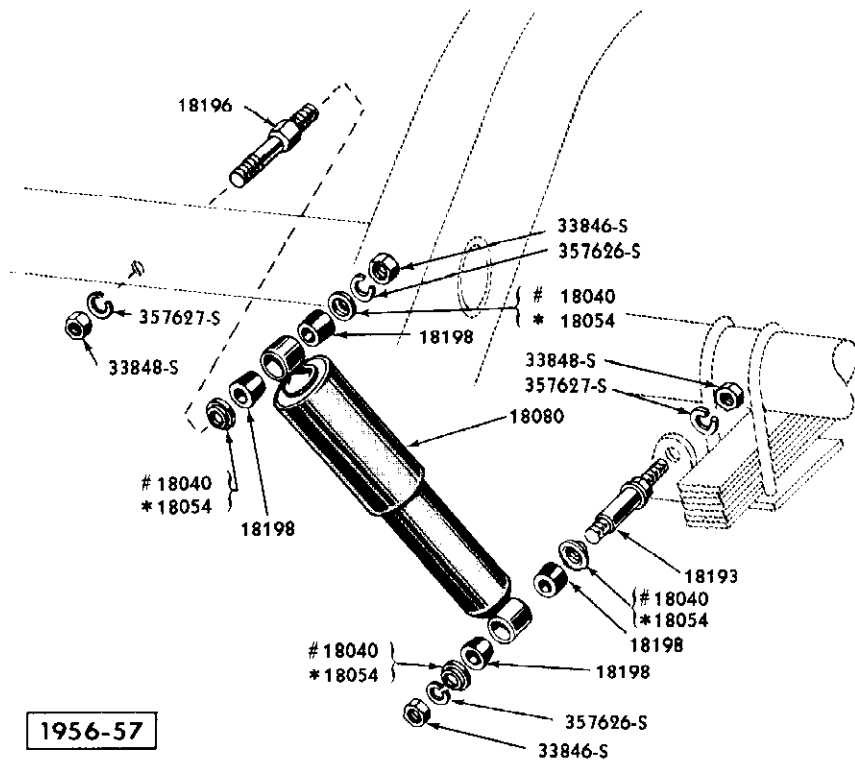
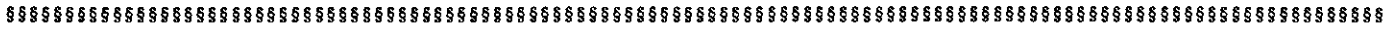


\*SERVICED IN KIT 5630  
TYPICAL 1956-57

1956-57

PLC-174

### REAR SPRINGS, HANGERS & CLIPS

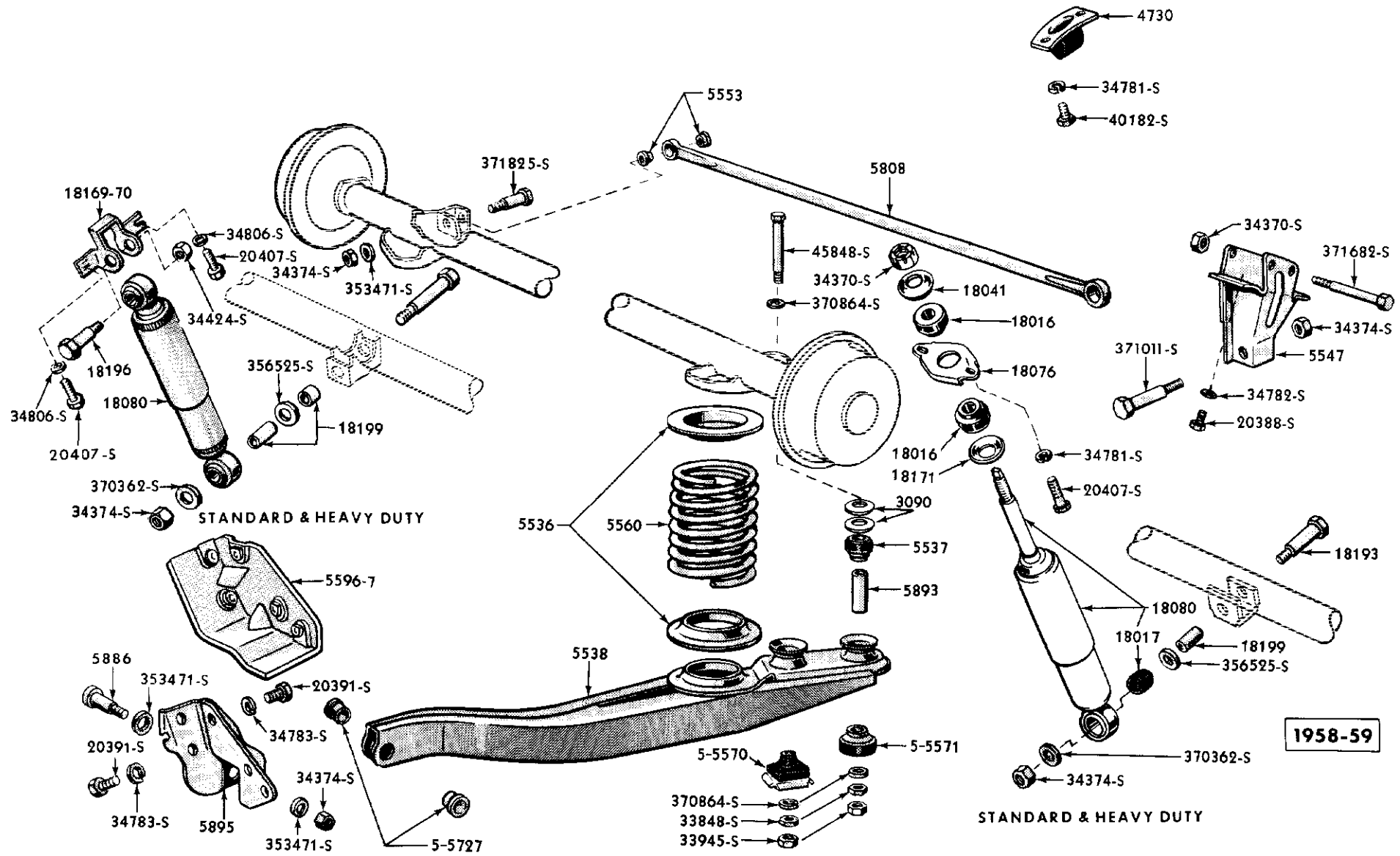


1956-57

# 1956 LINCOLN  
\* 1957 LINCOLN

PLC-114

### REAR SHOCK ABSORBERS



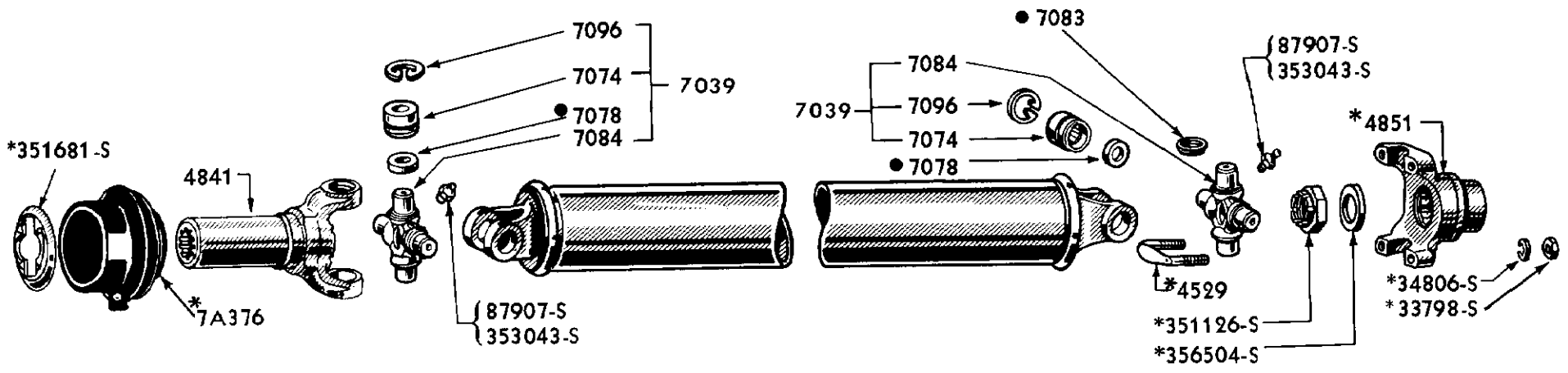
STANDARD & HEAVY DUTY

STANDARD & HEAVY DUTY

1958-59

### REAR SUSPENSION





\* NOT INCLUDED IN ASSEMBLY 4602

1956-59

PLC-320

DRIVE SHAFT

# Rear Axle

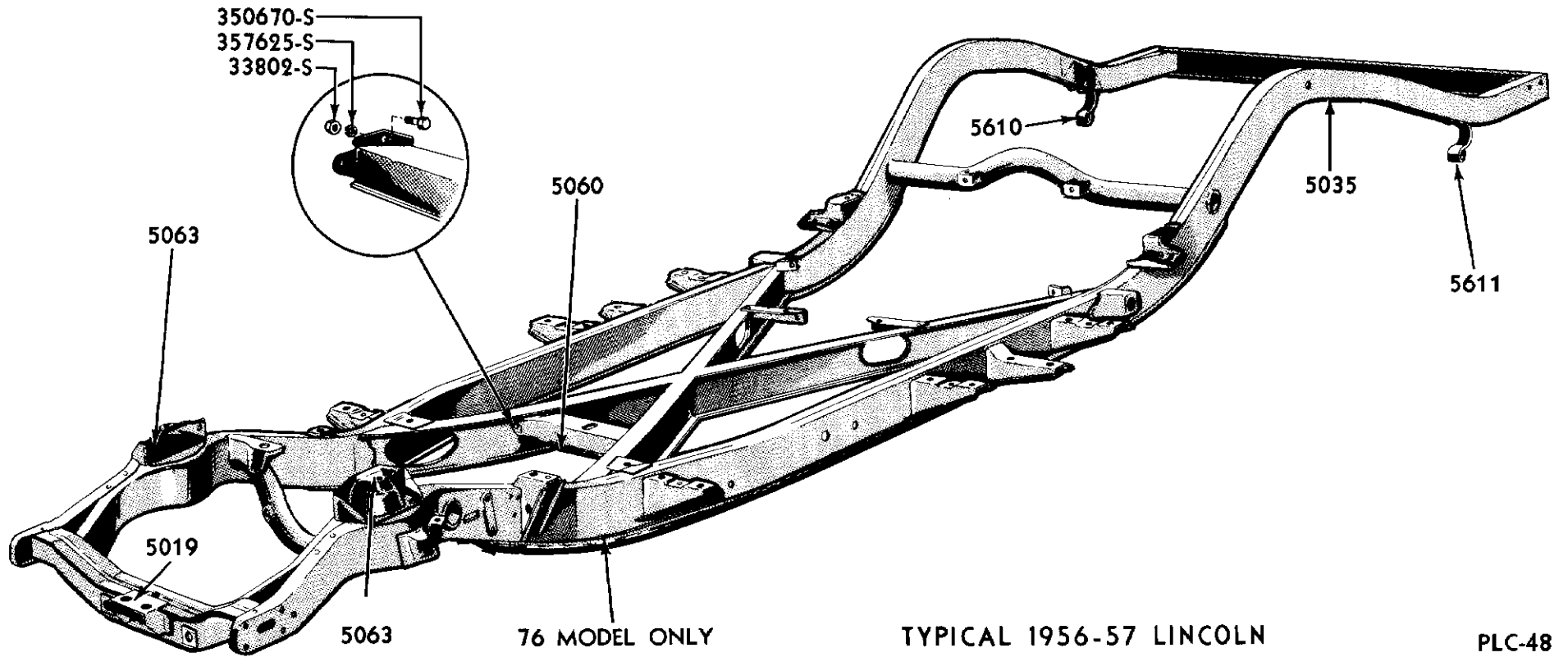
GROUP AND PART NUMBER	DESCRIPTION, SIZE, ETC.	NO. REQ'D	MODEL OR ENGINE CUBIC INCH DISPLACEMENT	YEAR 19__
<b>4006 AXLE (LESS WHEELS, HUBS, DRUMS, BRAKES &amp; AXLE SHAFTS) REAR</b>				
LD 4006-G	3.31 to 1 ratio - heavy duty rear axle (a)	1	All	56/57
LD 4006-J	With power lock - rear axle - 3.31 to 1 ratio (a)	1	All	57
LF 4006-AA	2.89 to 1 ratio - use with P/L differential only	1	All	58/59
353051-S	Plug-pipe extended hd. -filler-3/4"	1	a	
<b>4010 HOUSING (REAR AXLE)</b>				
LD 4010-B		1	All	56/57
LF 4010-D		(a) 1	All	58/59
355765-S	Screw-hex. hd. -1/2"-13 x 2-1/4"-reqd. to attach bearing cap to housing assy.	4	a	
358048-S	Plug-3/4"-special pipe reqd. as drain plug for housing assy.	1	a	
<b>4020 RETAINER (REAR WHEEL BEARING)</b>				
A8AZ 4020-A	Use with std. and P/L differential	2	All	56/59
<b>4035 GASKET (REAR AXLE CARRIER COVER)</b>				
8L 4035	Use with std. and P/L differential	1	All	56/58
COLL 4035-A	Use with std. and P/L differential	1	All	59
<b>4067 SHIM (DIFFERENTIAL BEARING ADJUSTING)</b>				
8L 4067-A	.003" thick - use with std. and P/L differential	AR	All	56/59
8L 4067-B	.005" thick - use with std. and P/L differential	AR	All	56/59
8L 4067-C	.010" thick - use with std. and P/L differential	AR	All	56/59
8L 4067-D	.030" thick - use with std. and P/L differential	AR	All	56/59
<b>4090 HOSE (MULTIPLE LUBRICATOR)</b>				
FDU 4090-A	NS-52" long - push button lubrication control valve to pump - cut from B7MY-17A605-C	1	All	56/57
FDL 4090-A	NS-72" long - multiple lubricator control valve to pump - 5/32" I. D. x 13/32" O. D. - cut from B7MY-17A605-C	AR	All	56/58
FDU 4090-B	NS-34" long - valve to vacuum line - cut from B7MY-17A605-C	1	All	56/58
FDU 4090-C	NS-30-1/2" long - valve to pump - cut from B7MY-17A605-C	1	All	56/58
FFC 4090-B	NS-Vacuum - 5/32" I. D. - valve to vacuum lines - cut from B7MY-17A605-C	1	All	58
FFC 4090-A	NS-65" long - for auto. cycling lubricator - pump to vacuum tee - cut from B7MY-17A605-C	1	All	58/59
<b>4109 SHIM (DRIVING PINION REAR BEARING ADJUSTING)</b>				
8L 4109-A	.003" thick - use with std. and P/L differential	AR	All	56/59
8L 4109-B	.005" thick - use with std. and P/L differential	AR	All	56/59
8L 4109-C	.010" thick - use with std. and P/L differential	AR	All	56/59
<b>4137 BUSHING (REAR SPRING SHACKLE)</b>				
B6LY 4137-A	3° - wedge between rear spring and axle for proper pinion angle - @4050531	AR	All	56/57
B6LY 4137-B	1° - wedge between rear spring and axle for proper pinion angle - @4050530	AR	All	56/57
<b>4192 COVER (REAR AXLE CARRIER)</b>				
8L 4192	Without clip - use with std. and P/L differential (a)	1	All	56/59
20328-S	Bolt-hex. hd. -3/8"-16 x 5/8"-attach the cover to the housing assy.	9	a	
34807-S	Lockwasher-3/8"-to carrier	9	a	
353051-S	Plug-filler hole in axle carrier	1	a	
<b>4205 CASE (DIFFERENTIAL GEAR)</b>				
8L 4205-B	Use with std. differential only - serviced in 4213 assy. only for P/L (a)	1	All	56/59
353596-S	Bolt-hex. hd. -7/16"-20 x 7/8"	12	a	

# Rear Axle

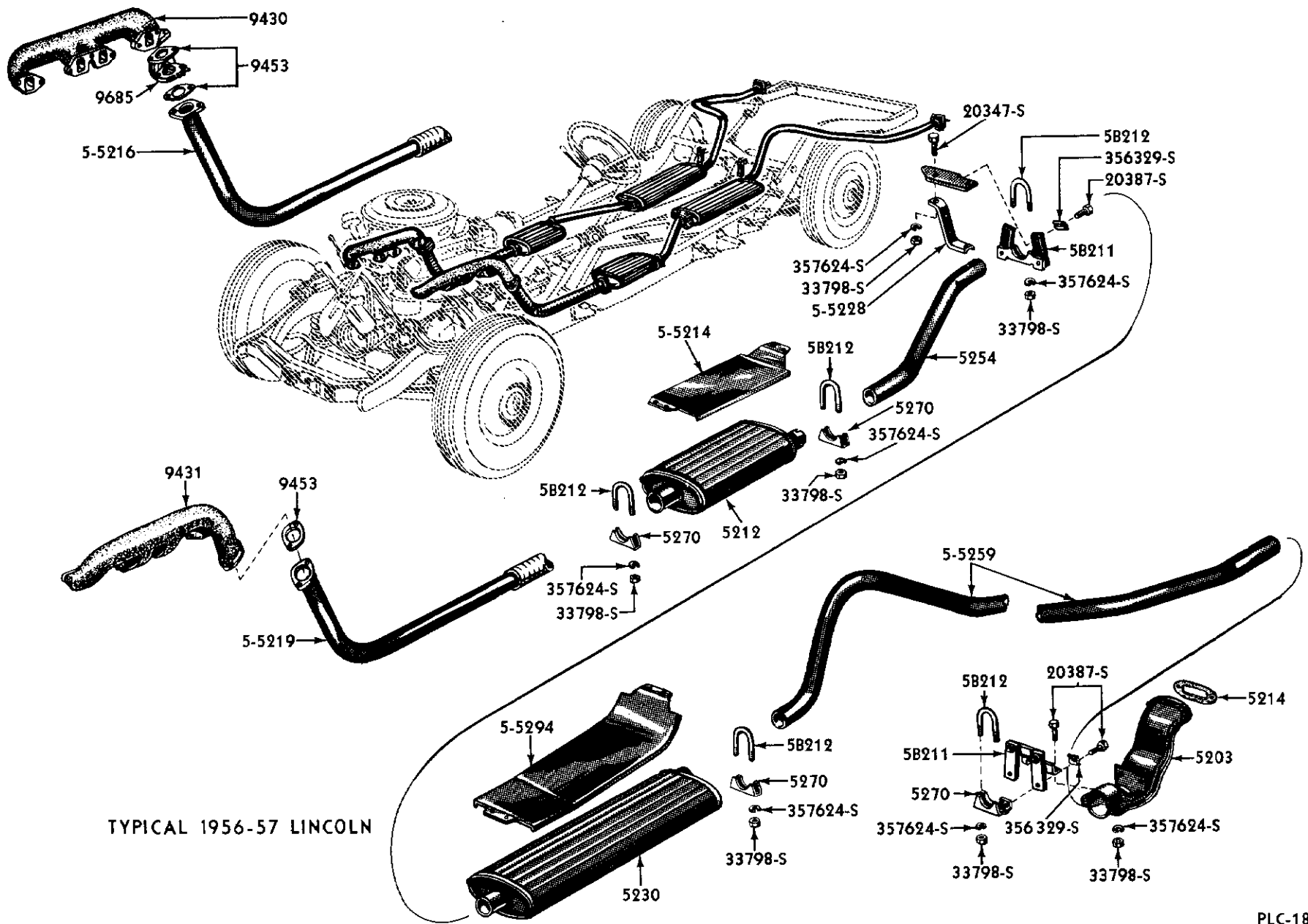
GROUP AND PART NUMBER	DESCRIPTION, SIZE, ETC.	NO. REQ'D	MODEL OR ENGINE CUBIC INCH DISPLACEMENT	YEAR 19__
<b>4209 RING GEAR &amp; PINION (REAR AXLE)</b>				
LA 4209-D	Matched set 3.07 to 1 ratio - use with std. and P/L differential	(a) 1	All	56/57
8L 4209-D	Matched set 3.31 to 1 ratio - use with std. and P/L differential	(a) 1	All	56/57
LF 4209-D	Matched set 2.89 to 1 ratio - use with std. and P/L differential	(a) 1	All	58/59
LF 4209-C	Matched set 3.11 to 1 ratio - use with std. and P/L differential	(a) 1	All	58/59
356596-S	Bolt-hex. hd. -7/16"-20 x 7/8"-attach gear rear axle driving to case assy.	12	a	
<b>4211 SHAFT (DIFFERENTIAL PINION)</b>				
8L 4211	3/4" O. D. x 5" long - use with std. differential only - serviced in 4213 assy. only for P/L	(a) 1	All	56/59
357228-S	Pin-lock-1/4" x 1-7/16"-to gear case	1	a	
<b>4213 POWER LOCK DIFFERENTIAL CASE (REAR AXLE)</b>				
LD 4213-A		1	All	56/59
<b>4215 PINION (DIFFERENTIAL)</b>				
8M 4215	Use with std. differential only - serviced in 4213 assy. only for P/L	2	All	56/59
<b>4222 CUP (REAR AXLE DIFFERENTIAL)</b>				
8L 4222	Use with std. and P/L differential	2	All	56/59
<b>4228 WASHER (DIFFERENTIAL GEAR THRUST)</b>				
8L 4228	Use with std. differential only - serviced in 4213 assy. only for P/L	2	All	56/59
<b>4230 WASHER (DIFFERENTIAL PINION THRUST)</b>				
8M 4230	Use with std. differential only - serviced in 4213 assy. only for P/L	2	All	56/59
<b>4234-5 SHAFT &amp; BEARING (REAR AXLE)</b>				
LD 4234-B	Also used with P/L - rear end - 29-5/8" from inside of flange to end of spline	2	All	56/57
LF 4234-C	R. H. - use with std. and P/L differential	1	All	58/59
B8LY 4235-A	L. H. - use with std. and P/L differential - $\neq$ LF-44235-C	1	All	58/59
<b>4236 GEAR (DIFFERENTIAL SIDE)</b>				
8L 4236	Use with std. differential only - serviced in 4213 assy. only for P/L	2	All	56/59
<b>4529 "U" BOLT (UNIVERSAL JOINT)</b>				
01Y 4529	5/16"-24 - drive shaft to rear axle	(a) 2	All	56/59
33798-S8	Nut-5/16"-24-hex. hd. -attach drive shaft assy. to axle assy.	4	a	
34806-S7	Washer-lock-5/16"-attach drive shaft assy. to axle assy.	4	a	
<b>4602 SHAFT (DRIVE)</b>				
LD 4602-B		1	All	56/57
LF 4602-C		1	All	58/59
<b>4616 CUP (REAR AXLE DRIVING PINION BEARING) FRONT</b>				
8A 4616	Use with std. and P/L differential	1	All	56/59

# Rear Axle

GROUP AND PART NUMBER	DESCRIPTION, SIZE, ETC.	NO. REQ'D	MODEL OR ENGINE CUBIC INCH DISPLACEMENT	YEAR 19__
<b>4621 CONE &amp; ROLLER (REAR AXLE DRIVING PINION) FRONT</b>				
8M 4621	Use with standard and P/L differential	1	All	56/59
<b>4628 CUP (REAR AXLE DRIVING PINION BEARING) REAR</b>				
8L 4628	Use with standard and P/L differential	1	All	56/59
<b>4630 CONE &amp; ROLLER (REAR AXLE DRIVING PINION BEARING) REAR</b>				
8L 4630	Use with standard and P/L differential	1	All	56/59
<b>4670 SLINGER (DRIVING PINION SHAFT OIL)</b>				
MC 4670-A	Use with standard and P/L differential	1	All	56/59
<b>4671 GASKET (DRIVING PINION OIL SEAL)</b>				
8M 4671	Paper - 2-3/4" I. D. x 3-9/64" O. D. x .030/.040 thick - use with standard and P/L differential	1	All	56/59
<b>4672 SHIM (DRIVING PINION FRONT BEARING ADJUSTING)</b>				
8M 4672-A	.003" thick - use with standard and P/L differential	AR	All	56/59
8M 4672-C	.010" thick - use with standard and P/L differential	AR	All	56/59
8M 4672-D	.030" thick - use with standard and P/L differential	AR	All	56/59
<b>4676 SEAL (REAR AXLE DRIVING PINION OIL)</b>				
8M 4676-A	1-9/16" I. D. - reinforced lined with leather - also coil spring around edge of leather - use with standard and P/L differential	1	All	56/57
LF 4676-A	Use with standard and P/L differential	1	All	58/59
<b>4730 BUMPER &amp; RETAINER (REAR AXLE)</b>				
LD 55781-A	1-5/32" long x 2-1/2" wide x 2" thick	2	All	56
LD 55713-B		1	All	56/57
B8LY 4730-A	⊖LF-5783-B (a)	2	All	58/59
20366-S8	Bolt-hex. hd. -5/16"-18 x 7/8"-attach bumper assy. rear axle to underbody	4	a	
34781-S8	Lockwasher -5/16"-attach bumper assy. rear axle to underbody	4	a	
<b>4841 YOKE &amp; PLUG (UNIVERSAL JOINT SLIP)</b>				
LE 4841-A		(a) 1	All	56/57
LF 4841-B		1	All	58/59
74124-S	Expansion plug-1-7/16"	1	a	
<b>4851 FLANGE (UNIVERSAL JOINT AXLE END)</b>				
8C 4851	Use with standard and P/L differential (a)	1	All	56/57
LF 4851-A	Use with standard and P/L differential (a)	1	All	58/59
351126-S	Nut-hex. hd. -3/4"-16-joint assy. to driving pinion	1	a	
356504-S	Washer-flat-3/4" I. D. x 1/8" O. D. x 1/8" thick-blanch to pinion	1	a	
<b>4859 DEFLECTOR (DRIVING PINION OIL SEAL DUST)</b>				
8M 4859	Use with standard and P/L differential	1	All	56/59

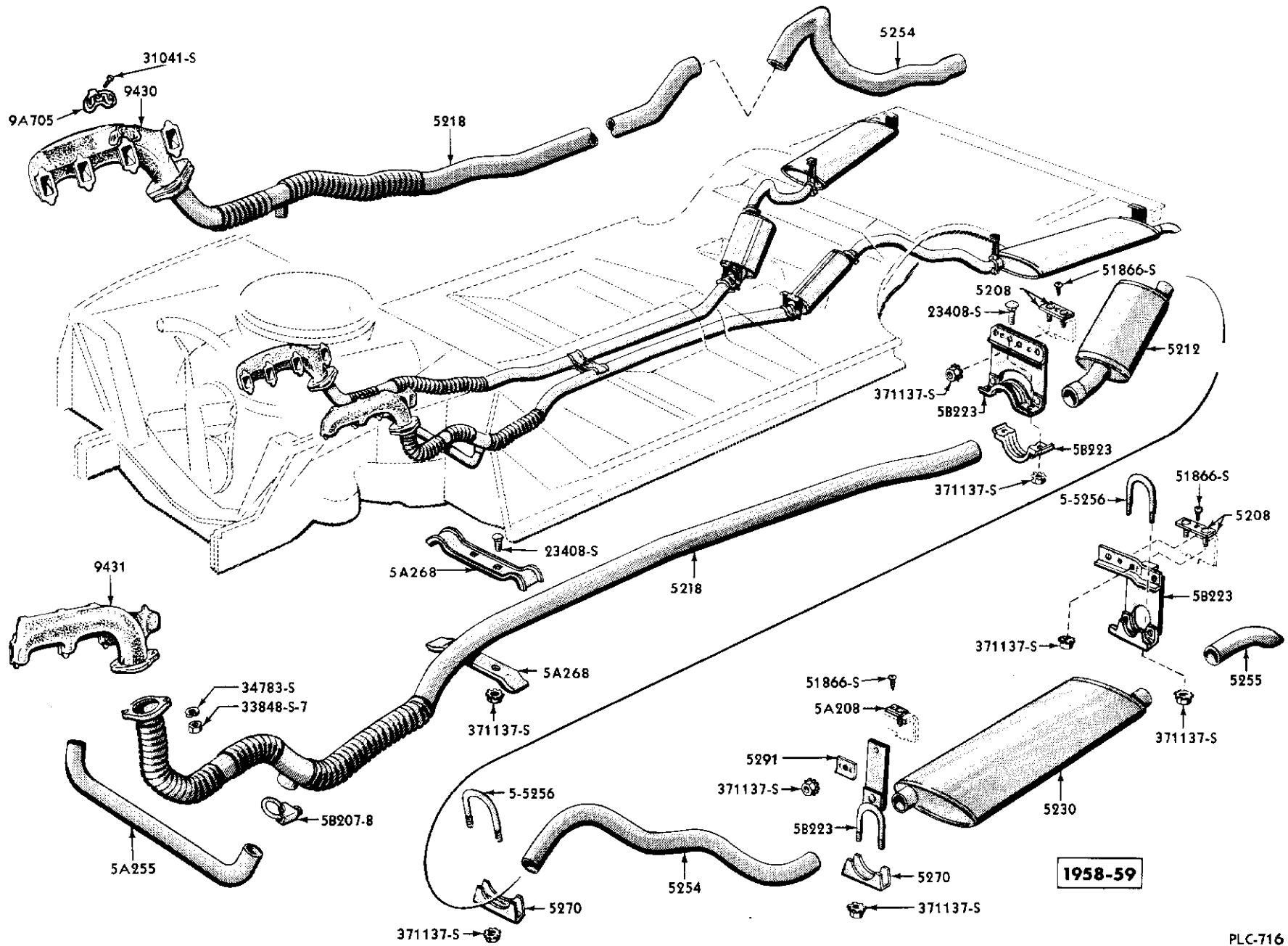


FRAME



TYPICAL 1956-57 LINCOLN

EXHAUST SYSTEM



EXHAUST SYSTEM

# Frame

GROUP AND PART NUMBER	DESCRIPTION, SIZE, ETC.	NO. REQ'D	MODEL OR ENGINE CUBIC INCH DISPLACEMENT	YEAR 19__
<b>5005 FRAME</b>				
LD 5005-H		1	73	56
LD 5005-J	When using on 73 job - remove (1) LD-55162-C and (1) LD-55143-B brackets	1	60, 73	56
LD 5005-K		1	76	56
LD 5005-S		1	76	56/57
LD 5005-M		1	57, 58	57
LD 5005-N	When using on 73 job - remove (1) LD-55162-C and (1) LD-55143-B brackets	1	60	57
<b>5019 CROSSMEMBER (FRAME FRONT)</b>				
LD 5019-A		1	All	56/57
<b>5035 CROSSMEMBER (FRAME REAR)</b>				
LD 5035-A		1	All	56/57
<b>5-5041 REINFORCEMENT (FLOOR) FRONT</b>				
LF 55041-A	Steel - 12" x 31-1/8"	1	All	58
<b>5053 REINFORCEMENT (UPPER SUSPENSION ARM MOUNTING BRACKET)</b>				
LA 5053-B		2	All	56/57
<b>5060 BRACKET (ENGINE REAR SUPPORT)</b>				
LD 5060-B	Center unit (a)	1	368	56/57
LF 5060-B	Center unit (b)	1	430	58
20411-S8	Bolt-hex. hd. -7/16"-20 x 1-1/8"-to engine rear support	2	b	
34445-S8	Nut-lock-hex. -3/8"-24-attach bracket and insulator assy. to extension assy.	1	b	
34447-S8	Nut-lock-7/16"-20-attach engine rear support bracket to engine rear support mounting bracket	2	b	
34671-S8	Nut-hex. -7/16"-20-to frame front bracket	4	a, b	
34809-S	Lockwasher-spring-1/2"-insulator to extension assy.	2	b	
44726-S8	Washer-flat-3/8"-attach bracket and insulator assy. to extension assy.	1	b	
44730-S8	Washer-flat-7/16"-attach engine rear support bracket to engine rear support mounting bracket	4	b	
350670-S8	Bolt-hex. hd. -7/16"-20 x 7/8"-to frame front bracket	4	a	
357625-S7	Lockwasher-7/16"-to frame front bracket	4	a, b	
370071-S	Bolt-hex. hd. -3/8"-16 x 3-5/32"-insulator to extension assy.	2	b	
370897-S	Bolt-shoulder-3/8"-24 x 2-7/8"-attach bracket and insulator assy. to extension assy.	1	b	
<b>5063 BRACKET (SUSPENSION ARM &amp; SHOCK ABSORBER MOUNTING) UPPER</b>				
LD 5063-A		2	All	56/57
<b>5-5124 REINFORCEMENT (FLOOR) REAR</b>				
LF 55124-A	Steel - 12" x 40" (a)	1	All	58
353517-S8E	Screw-hex. lock-5/16"-24	40	a	
354299-S8	Nut-hex. lock-5/16"	40	a	
<b>5-5129 SPACER (FLOOR REINFORCEMENT)</b>				
LF 55129-A	Steel - 1" x 12" with (5) 3/8"-24 thread holes (a)	2	All	58
370425-S8	Screw and washer-hex. hd. -3/8"-24 x 3/16"	10	a	



# Muffler

1 9 5 9 L I N C O L N

## INLET PIPE, MUFFLER AND OUTLET PIPE, COMBINATION CHART

### E X H A U S T S Y S T E M

PART NAME	PART NUMBER	C. I. D.	53A	53B	54A	57A	57B	63A	63B	65A	68A	75A
Muffler	B9L 5230-B	430	2	2	2	2	2	2	2	2	2	2
Resonator	B9L 5212-B	430	2	2	2	2	2	2	2	2	2	2
Pipe(Outlet) R. H.	COLL 5255-B	430	1	1	1	1	1	1	1	1	1	1
Pipe(Outlet) L. H.	COLL 5B202-A	430	1	1	1	1	1	1	1	1	1	1
Pipe(Muffler Inlet)R. H.	B9L 5245-A	430	1	1	1	1	1	1	1	1	1	1
Pipe(Muffler Inlet)L. H.	B9L 5254-A	430	1	1	1	1	1	1	1	1	1	1
Pipe(Resonator Inlet)R. H.	B9LL 5218-A	430	1	1	1	1	1	1	1	1	1	1
Pipe(Resonator Inlet)L. H.	B9LY5A265-A	430	1	1	1	1	1	1	1	1	1	1

NOTE: The above chart repeats service parts and replacement information contained in this Catalog and it has been developed for your convenience in ordering components of the various exhaust systems.

### MEMO

# Muffler

GROUP AND PART NUMBER	DESCRIPTION, SIZE, ETC.	NO. REQ'D	MODEL OR ENGINE CUBIC INCH DISPLACEMENT	YEAR 19__
<b>5202-3 EXTENSION (MUFFLER OUTLET PIPE)</b>				
BY 5202-A	R.H. - "S" shaped - 9-1/8" o/all length	1	All	56
BY 5203-A	L.H. - "S" shaped - 9-1/8" o/all length	1	All	56
<b>5B202 PIPE (MUFFLER OUTLET)</b>				
	See basic part number 5255			
<b>5B203 BRACKET &amp; INSULATOR</b>				
	See basic part number 5B211			
<b>5B207 "U" BOLT (MUFFLER INLET CROSSOVER PIPE)</b>				
COLL 5B207-A	Used as resonator inlet crossover pipe "U" bolt	2	All	58
<b>5A208 PLATE (MUFFLER INLET PIPE HANGER) MOUNTING</b>				
B9L 5A208-A	Use with (1) mounting bolt	2	All	58/59
B9L 5A211-A	Use with (2) mounting bolts	4	All	59
B8LY 5A211-A	⊕LF-55446-A (a)	4	All	58
51886-S	Screw-No. 10-32 x 1/2"-type "C"-to attach pipe hanger mounting plate assembly to body rear floor pan	6	a	
51886-S	Screw-No. 10-32 x 1/2"-type "C"-to attach plate assembly resonator inlet pipe hanger mounting to body rear and center floor pan	6	a	
<b>5B208 CLAMP (MUFFLER INLET CROSSOVER PIPE)</b>				
COLL 5B208-A	Used as resonator inlet crossover pipe clamp	2	All	58
<b>5A210 CLAMP (RESONATOR INLET CROSS OVER PIPE)</b>				
B9L 5A210-A		2	All	59
<b>5A211 PLATE (MUFFLER INLET PIPE HANGER) MOUNTING</b>				
	See basic part number 5A208			
<b>5B211 BRACKET &amp; INSULATOR</b>				
LF 5256-D	L.H. - muffler outlet pipe	1	All	59
COLL 5B203-A	Muffler outlet pipe - use with COLL-5230-C muffler	2	All	59
COLL 5A249-A	Muffler inlet pipe	2	All	58/59
COLL 5A251-B	Muffler outlet pipe hanger - use with COLL-5B203-A clamp	2	All	59
B6LY 5B211-A	Front - muffler outlet pipe - (1) piece rubber design - with "U" bolt attached - ⊕LD-5259-B	2	All	56/57
LD 5261-B	(2) piece rubber design - muffler outlet pipe - rear	2	All	56/57
B6LY 5A249-A	(2) piece rubber design - muffler inlet pipe - ⊕LD-55268-A	2	All	56/57
LD 55312-A	R.H. - muffler outlet pipe hanger - (2) piece rubber design	1	All	57
LD 55313-A	L.H. - muffler outlet pipe hanger - (2) piece rubber design	1	All	57
B8LY 5A246-A	R.H. - muffler outlet pipe - last bracket in system - ⊕LF-55253-D (a)	1	All	58/59
LF 5256-D	L.H. - muffler outlet pipe - last bracket in system (a)	1	All	58
34662-S8	Attach bracket and insulator assembly-resonator inlet pipe R.H. - to center floor pan	4	a	
34662-S8	(2) Bracket-muffler outlet pipe hanger and bracket and insulator assembly muffler outlet pipe L.H. -to rear floor pan	2	a	
34662-S8	Use as follows - (2) bracket and insulator assembly muffler outlet pipe R.H. -to muffler assembly pipe muffler outlet-R.H. (2) bracket-muffler outlet pipe hanger to bracket and insulator assembly-muffler outlet pipe R.H. -to rear floor pan	4	a	

# Muffler

GROUP AND PART NUMBER	DESCRIPTION, SIZE, ETC.	NO. REQ'D	MODEL OR ENGINE CUBIC INCH DISPLACEMENT	YEAR 19__
<b>5212                      RESONATOR</b>				
LD 5212-B	Oval type - 19-5/8" - o/all length	(a) 2	All	56/57
PB8L 5212-A	R. H. - oval type - 16-3/4" o/all length	(b) 1	All	58
B8LY 5A289-A	L. H. - oval type - 16-3/4" o/all length - ⊕PB8L-55255-A	(b) 1	All	58
COLL 5212-A		(b) 2	All	59
34662-S8	Nut and washer assembly-5/16"-24-attach resonator assembly R. H. and L. H. inlet pipes	2	b	
34781-S7	Lockwasher-trapezoidal-5/16"-resonator inlet pipe assembly-R. H. and L. H.	4	a	
<b>5-5212                      MOULDING (MUFFLER OUTLET PIPE EXTENSION)</b>				
BY 55212-A	Oval shaped - 5-1/2" long	(a) 2	All	56
34803-S7	Lockwasher-5/16"-moulding and extension to bumper	4	a	
353714-S2	Screw-fill. hd.-5/16"-24 x 1"-moulding and extension to bumper	4	a	
<b>5B212                      "U" BOLT (EXHAUST SYSTEM)</b>				
B6LY 5B212-A	Use as follows - ⊕LD-55248-A (2) to attach resonator to pipe and insulator assembly - resonator inlet - R. H. and L. H. (2) pipe muffler inlet - R. H. and L. H. - to resonator assembly (2) to attach pipe muffler inlet - R. H. and L. H. - to muffler assembly (2) to attach resonator assembly to R. H. and L. H. - muffler inlet pipe Attach pipe assembly front exhaust to center exhaust pipe	10	All	56/57
<b>5214                      GASKET (MUFFLER OUTLET PIPE EXTENSION)</b>				
BY 5214-A		2	All	56
<b>5-5214                      DEFLECTOR (RESONATOR HEAT) REAR</b>				
BY 55214-A		1	All	56
<b>5218                      PIPE &amp; INSULATOR (RESONATOR INLET)</b>				
LD 5218-C	R. H.	(b) 1	All	56/57
B6LY 5A265-A	L. H. - ⊕LD-55219-B	(b) 1	All	56/57
LF 5218-A	R. H. - with insulator - 103-7/8" length	(a) 1	All	58
B8LY 5A265-A	L. H. - with insulator - 105-7/8" length - ⊕LF-55219-A	(a) 1	All	58
B9LL 5218-B	R. H.	1	All	59
B9LY 5A265-A	L. H. - 110" long - ⊕B9LL-55219-B	1	All	59
23409-S	Bolt-carriage-5/16"-24 x 1"-clamp resonator inlet pipe to bracket and resonator inlet pipe-R. H. and L. H.	4	a	
34662-S8	Nut and washer-5/16"-24-clamp resonator inlet pipe to bracket and resonator inlet pipe-R. H. and L. H.	4	a	
34783-S7	Lockwasher-trapezoidal-7/16"-resonator inlet pipe to exhaust manifold	2	b	
34783-S7	Lockwasher-7/16"-pipe assembly-resonator inlet R. H. -to exhaust manifold R. H.	4	a	
353658-8100	Nut-hex. -7/16"-14-pipe assembly-resonator inlet R. H. and L. H. -to exhaust manifold	4	a	

# Muffler

GROUP AND PART NUMBER	DESCRIPTION, SIZE, ETC.	NO. REQ'D	MODEL OR ENGINE CUBIC INCH DISPLACEMENT	YEAR 19__
<b>5B223-4 BRACKET &amp; INSULATOR (RESONATOR INLET PIPE)</b>				
B8LY 5B223-B	Resonator inlet pipe - R. H. - use on vehicles built prior to 3-7-58 - ⊕LF-5306-B	(a) 1	All	58
B8LY 5B224-B	Resonator inlet pipe - L. H. - use on vehicles built prior to 3-7-58 - ⊕LF-5307-B	1	All	58
B8LY 5B223-A	Use on vehicles built after 3-7-58 - ⊕PB8L-5306-A	1	All	58
B8LY 5B224-A	Use on vehicles built after 3-7-58 - ⊕PB8L-5307-A	1	All	58
COLY 5B223-A	R. H. - resonator inlet pipe - ⊕COLL-5306-B	1	All	59
COLY 5B224-A	L. H. - resonator inlet pipe - ⊕COLL-5307-B	1	All	59
34662-S8	Attach bracket and insulator assembly-resonator inlet pipe R. H. -to center floor pan	4	a	
34662-S8	(2) Bracket-muffler outlet pipe hanger and bracket and insulator assembly muffler outlet pipe L. H. -to rear floor pan			
34662-S8	Use as follows- (2) bracket and insulator assembly muffler outlet pipe R. H. -to muffler assembly pipe muffler outlet-R. H. (2) bracket-muffler outlet pipe hanger to bracket and insulator assembly-muffler outlet pipe R. H. -to rear floor pan	4	a	
<b>5-5228 SUPPORT (MUFFLER INLET PIPE TO FRAME)</b>				
LD 55228-A		2	All	56
		2	All except 76	57
LD 55228-B		2	76	57
<b>5230 MUFFLER</b>				
LD 5230-B	Oval type - 31-1/4" overall length	2	All	56/57
LF 5230-D		(a) 2	All	58
B9L 5230-B		2	All	59
COLL 5230-C	Use with COLL-5B203-A clamp and COLL-5A251-B bracket	2	All	59
34662-S	Attach muffler assembly and pipe muffler outlet L. H. to bracket and insulator assembly-muffler outlet pipe L. H.	2	a	
<b>5A239 "U" BOLT (EXHAUST SYSTEM)</b>				
B8MY 5A239-A	5/16"-18 thread - ⊕MK-5526-A (2) req'd. - resonator assembly R.H. and L.H. to pipe muffler inlet R.H. and L.H.	AR	All	59
<b>5B243 SPACER (EXHAUST MANIFOLD TO MUFFLER INLET PIPE)</b>				
B8LY 5B243-A	Used with (1) LF-9453-A gasket and (2) 372138-S studs when a 1959 R. H. exhaust manifold B9S-9430-A is used as a replacement on 1958 models - ⊕5752214, ⊕PB8L-55403-A	1	430	58
<b>5245 PIPE (MUFFLER INLET)</b>				
LD 5245-C	R. H.	1	All	56/57
LD 5254-C	L. H.	1	All	56/57
LF 5245-B	R. H.	(a) 1	All	58
LF 5254-B	31-1/2" long - with dimples on bottom	(a) 1	All	58
B9LL 5245-G	R. H.	(a) 1	All	59
B9LL 5254-G	L. H.	(a) 1	All	59
34662-S8	Nut and washer-5/16"-24-muffler inlet pipe R. H. and L. H. -to muffler assembly	2	a	
<b>5A246 BRACKET &amp; INSULATOR</b>				
	See basic part number 5B211			
<b>5A249 BRACKET &amp; INSULATOR (MUFFLER INLET PIPE)</b>				
	See basic part number 5B211			

# Muffler

GROUP AND PART NUMBER	DESCRIPTION, SIZE, ETC.	NO. REQ'D	MODEL OR ENGINE CUBIC INCH DISPLACEMENT	YEAR 19__
<b>5A251 BRACKET &amp; INSULATOR</b>				
	See basic part number 5B211			
<b>5254 PIPE (MUFFLER INLET)</b>				
	See basic part number 5245			
<b>5255 PIPE (MUFFLER OUTLET)</b>				
LD 5255-A	R. H.	1	All	56
B6LY 5B202-A	L. H. - @LD-55259-A ✓	1	All	56
LD 5255-B	R. H.	1	All	57
B6LY 5B202-B	L. H. - @LD-55259-B	1	All	57
B9L 55259-A	L. H.	1	All	58
COLL 5255-B	R. H.	1	All	59
COLL 5B202-A	L. H.	1	All	59
<b>5A255 PIPE (EXHAUST CROSSOVER)</b>				
B8LY 5A255-A	@LF-5399-A	1	All	59/60
<b>5256 BRACKET &amp; INSULATOR</b>				
	See basic part number 5B211			
<b>5261 BRACKET &amp; INSULATOR</b>				
	See basic part number 5B211			
<b>5A265 PIPE (RESONATOR INLET)</b>				
	See basic part number 5218			
<b>5A268-9 STRAP (RESONATOR INLET PIPE)</b>				
B8LY 5A268-A	Upper - @LF-55401-B	(a) 2	All	58/59
B8LY 5A269-A	Lower - @LF-55437-A	(a) 1	All	58/59
20367-S8	Bolt-hex. hd. -5/16"-24 x 7/8"-attach strap resonator inlet pipe to pipe assembly-resonator inlet-R. H. and L. H.	1	a	58
23438-S8	Bolt-hex. hd. -5/16"-18 x 7/8"-attach strap resonator inlet pipe to pipe assy. -resonator inlet R. H. and L. H.	1	a	59
34662-S8	Nut and washer assembly-5/16"-24-attach strap resonator inlet pipe to pipe assembly-resonator inlet-R. H. and L. H.	1	a	58
371137-S8	Nut and washer assembly-5/16"-18"-attach strap resonator inlet pipe to pipe assy. -resonator inlet R. H. and L. H.	1	a	59
<b>5270 CLAMP (EXHAUST SYSTEM)</b>				
LD 5260-A	Attach muffler pipe - R. H. and L. H. - to R. H. and L. H.	2	All	56/57
AB 5298-A	1-1/4" wide - with 11/32" hole - "S" shaped - muffler outlet pipe hanger bracket assembly - attach muffler outlet pipe lower rear clamp to muffler outlet pipe rear bracket and insulator assembly	4	All	56/57
LE 5298-B	Use as follows - (2) resonator assembly to resonator inlet pipes assembly - R. H. and L. H. (2) pipe muffler inlet - R. H. and L. H. to resonator assembly	4	All	56/57
B8S 5270-B	To pipe muffler inlet - 5/16"-24 x 1" - thread - 2" size (2) resonator assembly - R. H. and L. H. - to pipe muffler inlet - R. H. and L. H. (2) bracket and insulator assembly - muffler outlet pipe - L. H. and R. H. - to muffler assembly	AR	All	58

CONTINUED ON NEXT PAGE

# Muffler

GROUP AND PART NUMBER	DESCRIPTION, SIZE, ETC.	NO. REQ'D	MODEL OR ENGINE CUBIC INCH DISPLACEMENT	YEAR 19.....
<b>5270 CLAMP (EXHAUST SYSTEM) CONTINUED</b>				
B8S 5270-C	Use as follows - ⊕MA-5270-A (1) to attach resonator assembly-R. H. to muffler pipe inlet-R. H. (1) to attach resonator assembly-L. H. -to muffler pipe inlet-L. H. (2) to attach pipe-muffler inlet to muffler assembly	4	All	58
LF 5398-B	Lower	2	All	58
MA 55256-B	5/16"-24 muffler inlet pipe	AR	All	58
LF 5416-A	Crossover pipe	2	All	58/59
B8E 5270-A	Use as follows - (1) to attach resonator assembly R. H. to muffler pipe inlet R. H. (1) to attach resonator assembly L. H. to muffler pipe inlet L. H. (2) to attach pipe muffler inlet to muffler assembly - ⊕KC-5270-A	AR	All	59
EDB9L 5A207-A	Lower - resonator inlet pipe	2	All	59

<b>5A289 RESONATOR</b>				
	See basic part number 5212			

<b>5291 BRACKET (MUFFLER INLET PIPE HANGER) UPPER</b>				
LF 5291-A		2	All	58/59

<b>5-5294 DEFLECTOR (MUFFLER HEAT)</b>				
BY 55294-A		1	All	56

## Springs

<b>5310 SPRING (FRONT SUSPENSION)</b>				
LD 5310-K		2	All except 76	56/57
LD 5310-L	Used as standard equipment on models 76 - heavy duty for all other models	2	All	56/57
PB8L 5310-A	Heavy duty - also use for export - ⊕I-500915	2	All	56/57
LF 5310-J		2	All	58/59
B9L 5310-A	Color code GREEN - heavy duty - standard on model 23-A - also use for export	2	All	58/59

<b>5-5312-3 BRACKET &amp; INSULATOR</b>				
	See basic part number 5B211			

<b>5A318 INSULATOR (FRONT SPRING)</b>				
LA 5415-A	Upper - rubber	2	All	56/57
B8LY 5A318-A	Upper - rubber coated - also use for export - ⊕LF-5441-A	2	All	58/59

<b>5334 LINER (REAR SPRING CLAMP)</b>				
OM 5334	Rubber - cut to length - 7-3/4" long	2	All	56/57

<b>5355 SHIM (FRONT SPRING)</b>				
PB8L 5355-A	.310" thick - coated with rubber - also use for export - ⊕I-502314	2	All	58/59

<b>5415 INSULATOR (FRONT SPRING)</b>				
	See basic part number 5A318			

# Springs

GROUP AND PART NUMBER	DESCRIPTION, SIZE, ETC.	NO. REQ'D	MODEL OR ENGINE CUBIC INCH DISPLACEMENT	YEAR 19__
<b>5482 BAR (FRONT STABILIZER)</b>				
LD 5482-B		(b) 1	All	56/57
LF 5482-A		(a) 1	All	58
B9LL 5482-A		(a) 1	All	59
20369-S8	Bolt-hex. hd. -3/8"-24 x 7/8"-bar assy. front stabilizer to underbody	4	a	
33798-S8	Nut-hex. -5/16"-24-to front suspension lower arm assy.	2	b	
34782-S7	Lockwasher-3/8"-bar assy. front stabilizer to underbody	4	a	
351009-S5	NS-Nut-weld-3/8"-24-to frame side member	4	b	
<b>5484 BUSHING (STABILIZER BAR TO FRAME)</b>				
8H 5484-A		2	All	56/57
B9LL 5484-A		2	All	58/59
<b>5A484 KIT (FRONT STABILIZER LINK)</b>				
B2LY 5A484-A	Consists of the following - $\Phi$ HDK-55495-B (1) LA-5490-A spacer (1) AB-18031-A seat (4) AB-18041-B washer (4) AB-18198-A insulator (1) LA-55495-A bolt (1) 33798-S8 nut	2	All	56/57
B9LY 5A484-A	Consists of the following - (1) B9LL-5490-A spacer (4) LF-18016-A insulator (1) LF-55495-A bolt (1) 33800-S8 nut (4) LD-18171-A washer	2	All	58/59
<b>5486 STABILIZER BAR TO FRAME</b>				
8M 5486		(a) 2	All	56/57
LF 5486-A		2	All	58/59
20389-S8	Bolt-hex. hd. -3/8"-24 x 1"-to frame side member	4	a	
357629-S7	Lockwasher-special-3/8"-to frame side member	4	a	
<b>5490 SPACER (FRONT STABILIZER BAR)</b>				
LA 5490-A	Also serviced in 5-5495 kit	2	All	56/57
MG 5490-A	Cut to length	AR	All	58/59
B9LL 5490-A	NS-1-13/16" long - cut from MG-5490-A - serviced under basic part number 5-5495	1	All	59
<b>5495 BOLT (STABILIZER LINK)</b>				
B2LY 5495-A	Also serviced in 5A484 kit - $\Phi$ LA-55495-A	2	All	56/57
B8MY 5495-A	Also serviced in 5A484 kit - $\Phi$ LF-55495-A	(a) 2	All	58/59
33800-S8	Nut-hex. -3/8"-24-bar assy. -front stabilizer arm assy. -front suspension lower R. H. and L. H.	2	a	
370277-S	Washer-cup bar assy. -front stabilizer arm assy. front suspension lower R. H. and L. H.	8	a	
<b>5-5496 BRACKET (STABILIZER BAR INSULATOR TO CLAMP)</b>				
LF 55496-A		2	All	58/59
<b>5536 INSULATOR (REAR SUSPENSION COIL SPRING)</b>				
LF 5536-A	4-9/16" I. D. x 6" O. D.	4	All	58/59

# Springs

GROUP AND PART NUMBER	DESCRIPTION, SIZE, ETC.	NO. REQ'D	MODEL OR ENGINE CUBIC INCH DISPLACEMENT	YEAR 19__
<b>5537 INSULATOR (REAR SUSPENSION ARM TO AXLE - REBOUND)</b>				
LF 5537-B		4	All	58/59
<b>5538-9 ARM &amp; SPRING SEAT (REAR SUSPENSION)</b>				
PB8L 5538-A	R. H. - ⊕LED-LF-5538-B (a)	1	All	58/59
PB8L 5539-A	L. H. - ⊕LED-LF-5539-B (a)	1	All	58/59
33848-S8	Nut-hex. -9/16"-18	4	a	
33945-S8	Nut-hex. -9/16"-18-jam	4	a	
34374-S	Nut-hex. lock-1/2"-20	4	a	
45848-S8	Bolt-hex. hd. -9/16"-18 x 4-1/4"	4	a	
353471-S8	Washer-1/2" x 1" x 3/16" flat-attach rear suspension	4	a	
370108-S	Washer-7/8" flat-attach rear suspension arm assembly to rear suspension hanger assembly	4	a	
370864-S	Washer-5/8" I. D. x 1-3/8" O. D. flat	4	a	
<b>5547 BRACKET (REAR SUSPENSION TRACK BAR TO FRAME)</b>				
LF 5547-A		1	All	58/59
<b>5553 BUSHING (REAR SUSPENSION TRACK BAR)</b>				
LF 5553-B		4	All	58/59
<b>5560 SPRING (REAR)</b>				
LD 5560-G	Standard equipment - 8-leaves (a)	2	All except 76	56/57
LD 5560-K	Standard equipment on model 76 - heavy duty on all other models with a/cond.- 8-leaves (a)	2	All	56/57
PB6L 5560-A	Heavy duty - 9 - leaves - also use for export - ⊕I-501060 (a)	2	All	56/57
LF 5560-C	Standard - coil	2	All	58/59
LF 5560-D	Heavy duty - coil - also use for export	2	All	58/59
33798-S8	Nut-hex. -5/16"-24-to attach rear spring center bolt plate leaves and liners	2	a	
33846-S8	Nut-hex. -1/2"-20-to rear axle assembly	8	a	
34671-S8	Nut-hex. -7/16"-20-rear spring assembly to front hanger-rear spring R. H. and L. H.	2	a	
357625-S7	Lockwasher-special-7/16"-rear spring assembly to front hanger-rear spring R. H. and L. H.	2	a	
357626-S7	Lockwasher-special-1/2"-to rear axle assembly	8	a	
<b>5-5570 INSULATOR (REAR SUSPENSION ARM) FRONT</b>				
LF 55570-B		2	All	58/59
<b>5-5571 INSULATOR (REAR SUSPENSION ARM) REAR</b>				
LF 55571-B		2	All	58/59
<b>5596-7 BRACKET (REAR SUSPENSION ARM MOUNTING)</b>				
BAK 5596-A	R. H.	1	All	58/59
BAK 5597-A	L. H.	1	All	58/59
<b>5610-1 HANGER (REAR SPRING SHACKLE) REAR</b>				
LD 5610-B	R. H.	1	All	56/57
LD 5611-B	L. H.	1	All	56/57
<b>5627 BAR (REAR SPRING SHACKLE) OUTER</b>				
OM 5627-B	Also serviced in 5630 kit	2	All	56/57

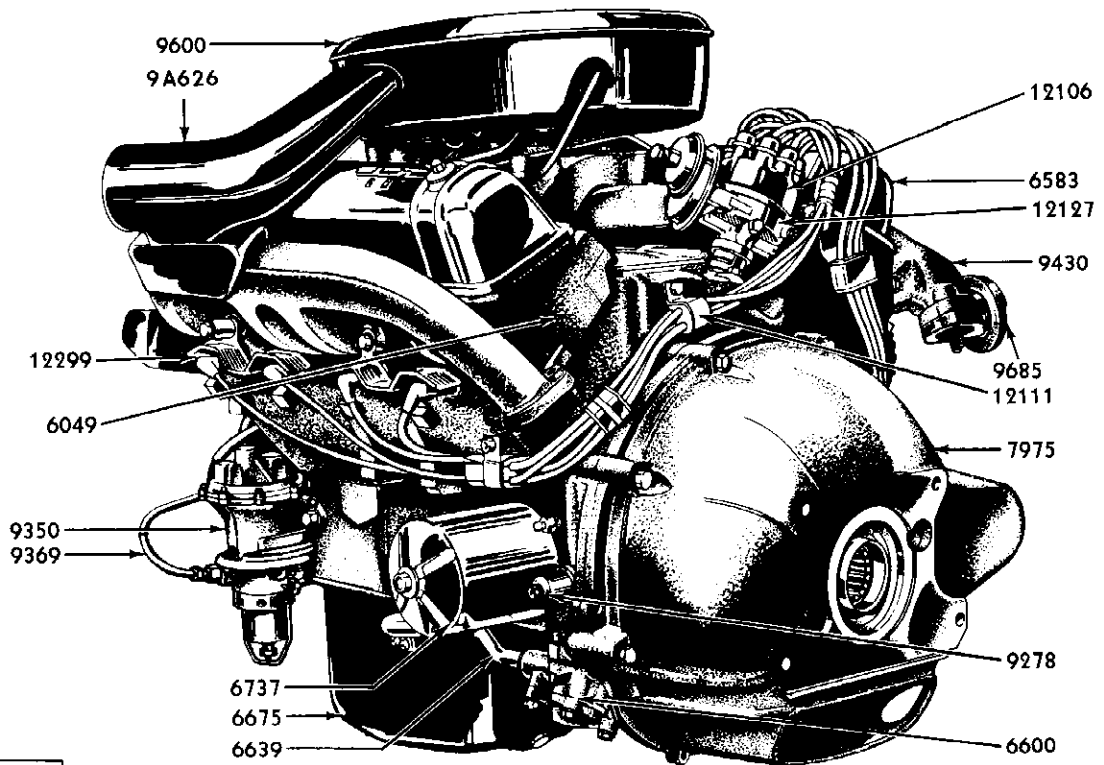
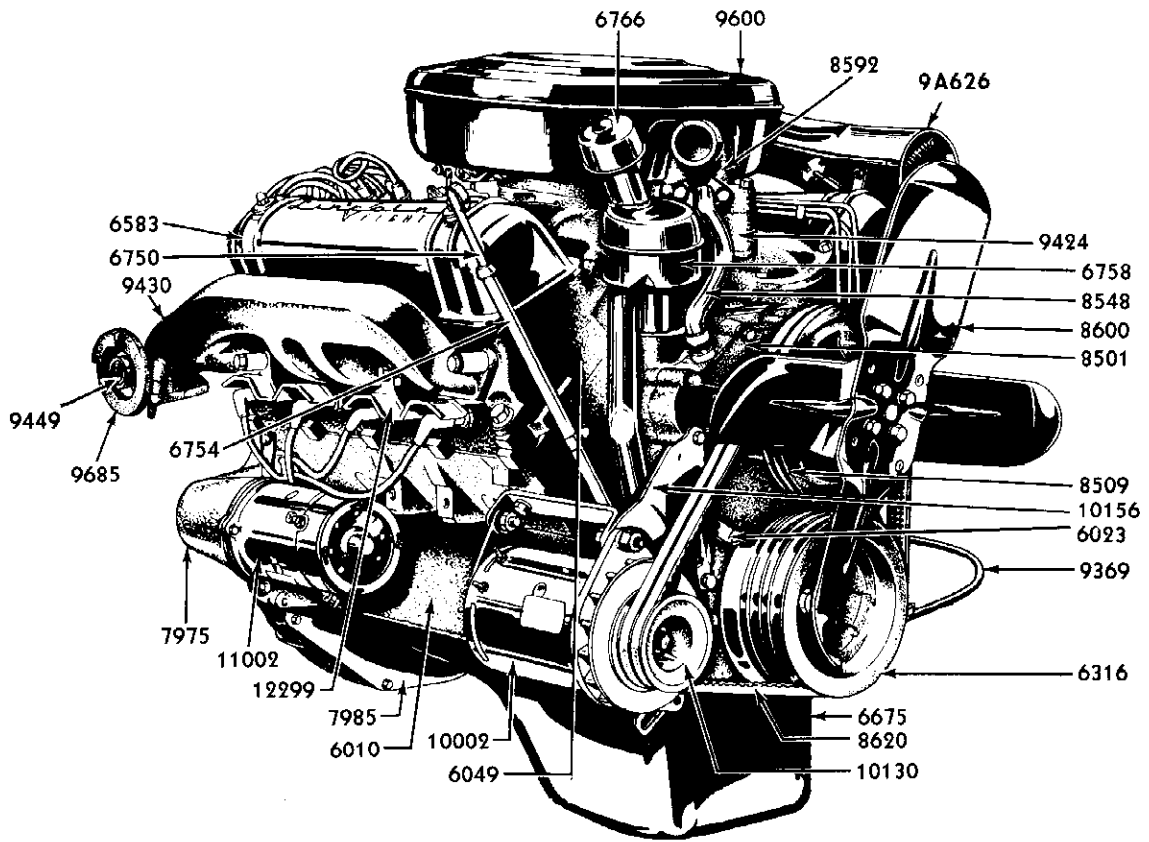


# Springs

GROUP AND PART NUMBER	DESCRIPTION, SIZE, ETC.	NO. REQ'D	MODEL OR ENGINE CUBIC INCH DISPLACEMENT	YEAR 19__
<b>5630 KIT (REAR SPRING REAR SHACKLE &amp; FRONT BOLT)</b>				
HCK 5630-A	Consists of the following -	2	All	56/57
	(1) OM-5627-B bar			
	(1) OM-5713-B shackle			
	(6) 8M-5719 bushing			
	(1) 8M-5780-A pin			
	(3) 33802-S8 nut			
	(3) 34671-S8 nut			
	(3) 357625-S7 lockwasher			
<b>5705 CLIP ("U"-BOLT REAR SPRING)</b>				
8L 5705-G		4	All	56
MA 5705-F		4	All	57
<b>5708 PLATE (REAR SPRING CENTER BOLT)</b>				
8M 5708		2	All	56/57
<b>5713 SHACKLE &amp; STUD (REAR SPRING)</b>				
OM 5713-B	NS-Serviced in 5630 kit	(a) 2	All	56/57
34671-S8	Nut-hex. -7/16"-20-to rear hanger and spring	4	a	
357625-S7	Nut-hex. -7/16"-20-to rear hanger and spring	4	a	
<b>5-5713 BUMPER (REAR AXLE)</b>				
	See basic part number 4730			
<b>5719 BUSHING (REAR SPRING SHACKLE)</b>				
8M 5719	Rubber - also serviced in 5630 kit	4	All	56/57
<b>5727 SHIM (REAR SPRING)</b>				
PB8L 5727-A	Coated with rubber - also use for export - @I-502312	2	All	58/59
<b>5-5727 BUSHING (REAR SUSPENSION ARM)</b>				
LF 55727-A	Use for pin with 7/8" O. D. - see Service Bulletin No. 21 for 1958 only	4	All	58/59
<b>5770-5 HANGER (REAR SPRING FRONT)</b>				
LD 5770-B	R. H.	1	All	56/57
LD 5775-B	L. H.	1	All	56/57
<b>5780 PIN (REAR SPRING FRONT HANGER)</b>				
8M 5780-A	NS-Serviced in 5630 kit only	(a) 2	All	56/57
34671-S	Nut-hex. -1/16" rear spring to hanger	2	a	
357625-S	Lockwasher-special-7/11"-rear spring to hanger	2	a	

# Springs

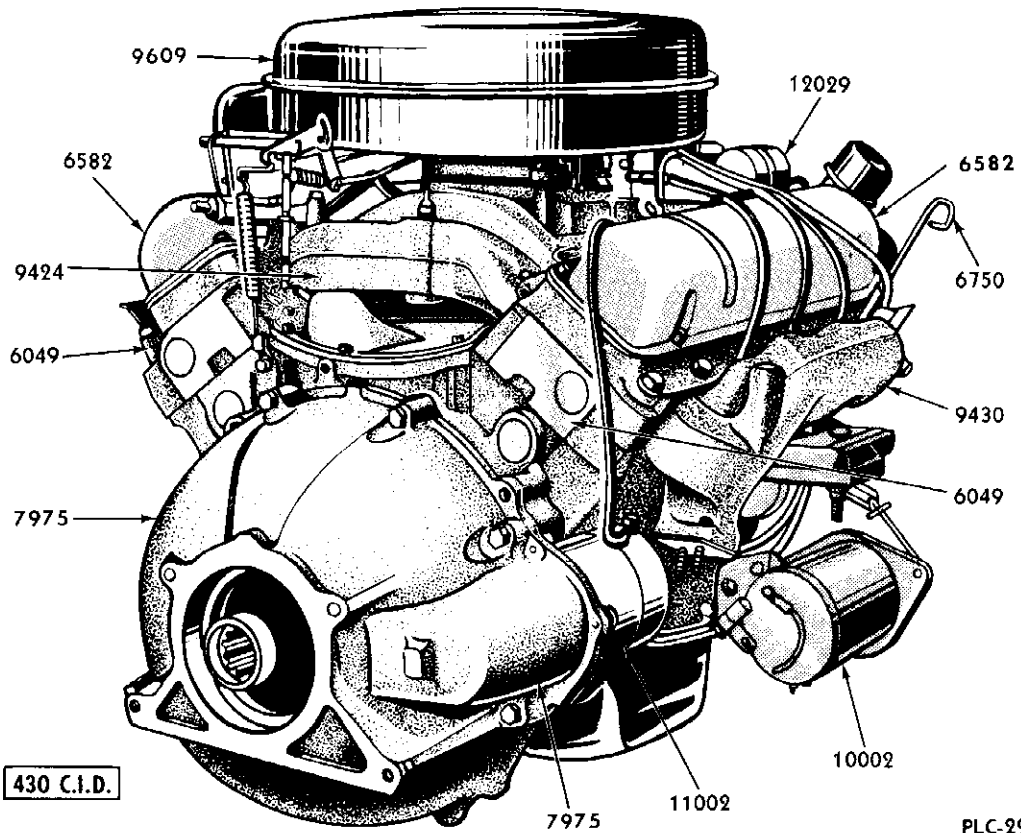
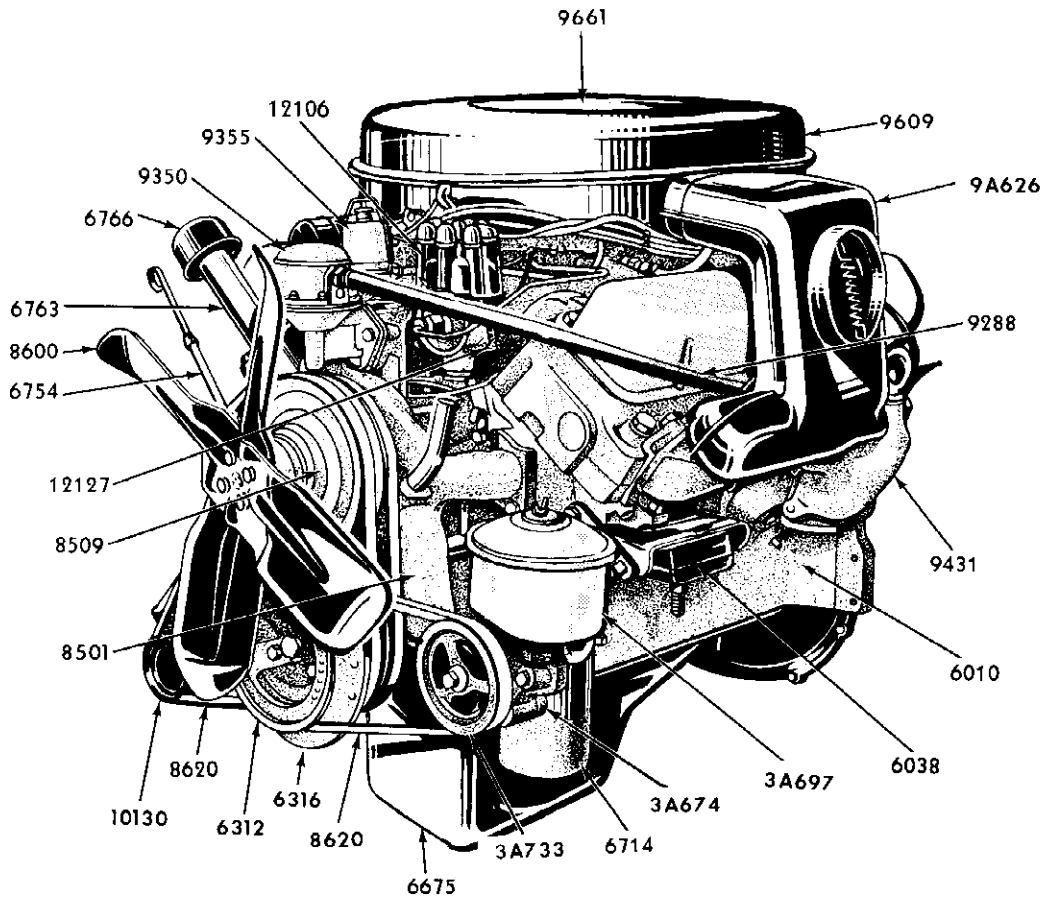
GROUP AND PART NUMBER	DESCRIPTION, SIZE, ETC.	NO. REQ'D	MODEL OR ENGINE CUBIC INCH DISPLACEMENT	YEAR 19__
<b>5-5781 BUMPER (REAR AXLE)</b>				
	See basic part number 4730			
<b>5-5789 RETAINER (REAR SPRING AXLE BUMPER)</b>				
LD 55789-A		2	All	56/57
<b>5-5790 BUMPER (REAR AXLE)</b>				
LF 55790-A	Rubber	2	All	59
<b>5798-9 PLATE (REAR SPRING "U"-BOLT)</b>				
LD 5798-B	R.H.	(a) 2	All	56/57
LD 5799-B	L.H.	(a) 2	All	56/57
350321-S2	Bolt-special hd. -5/16"-24 x 2-7/8"-rear spring center bolt plate leaves and liners	2	a	
<b>5808 BAR (REAR SUSPENSION TRACK)</b>				
B8LY 5808-A	⊖LF-55541-B	1	All	58/59
<b>5847 BUMPER (REAR SPRING)</b>				
B6LY 5847-A		2	All	56/57
<b>5886 PIN (REAR SUSPENSION ARM HANGER)</b>				
LF 5886-D	See Service Bulletin No. 21 for 1958 only	(a) 2	All	58/59
34374-S8	Nut-hex. -1/2"-20 lock-to attach arm and spring seat assembly-rear suspension R. H. and L. H. to rear suspension hanger assembly	2	a	
<b>5893 SPACER (REAR SUSPENSION ARM TO AXLE BRACKET INSULATOR)</b>				
LF 5893-C		4	All	58/59
<b>5895-6 HANGER (REAR SUSPENSION ARM)</b>				
LF 5895-A	R.H.	(a) 1	All	58
LF 5896-A	L.H.	(a) 1	All	58
LF 5895-B	R.H.	(a) 1	All	59
LF 5896-B	L.H.	(a) 1	All	59
20391-S8	Bolt-hex. -7/16"-20 x 1"-attach hanger to underbody	10	a	
34783-S7	Lockwasher-7/16"-to attach hanger assembly-rear suspension arm R. H. and L. H. to underbody	10	a	



368 C.I.D.

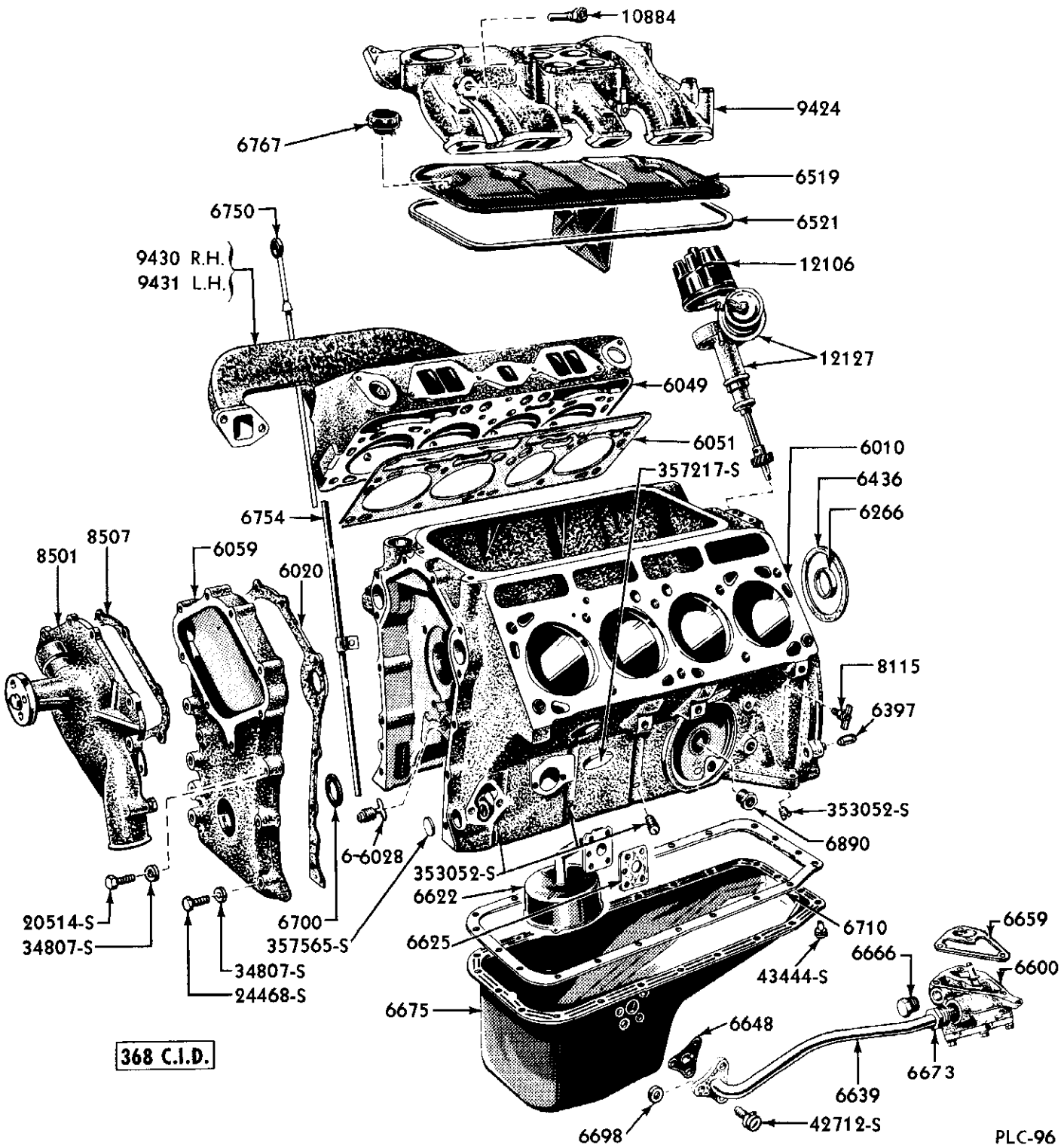
PLC-177

ENGINE

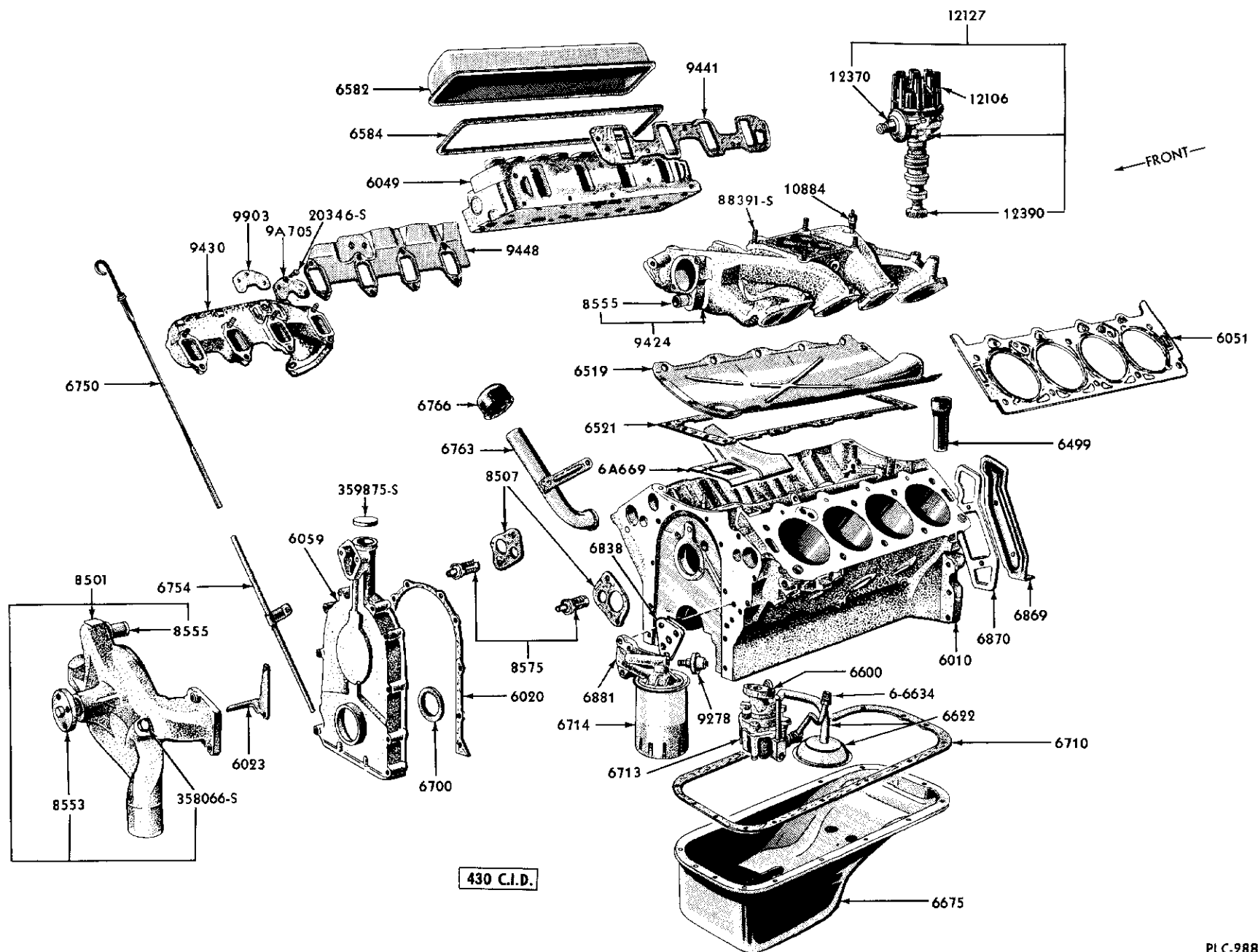


PLC-293

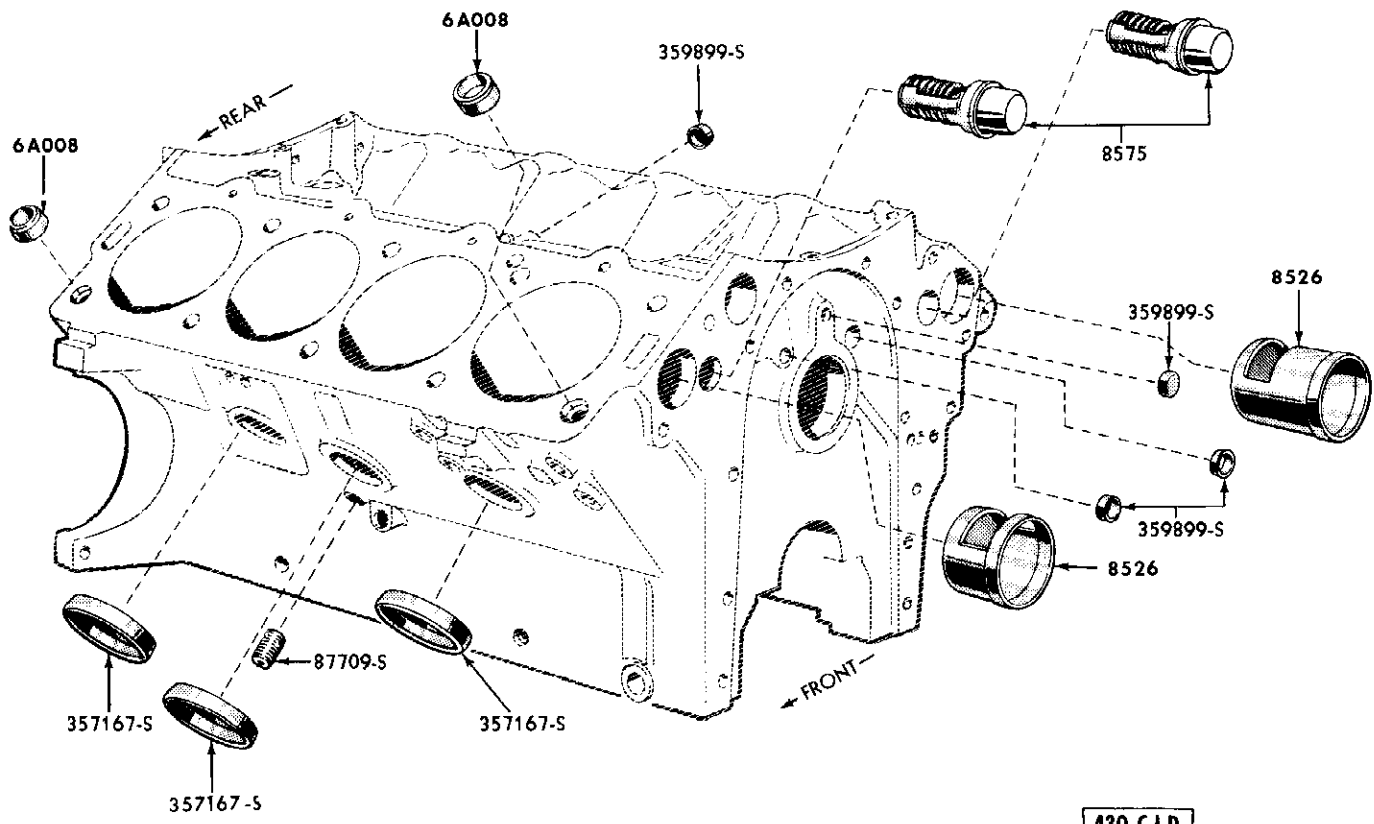
**ENGINE**



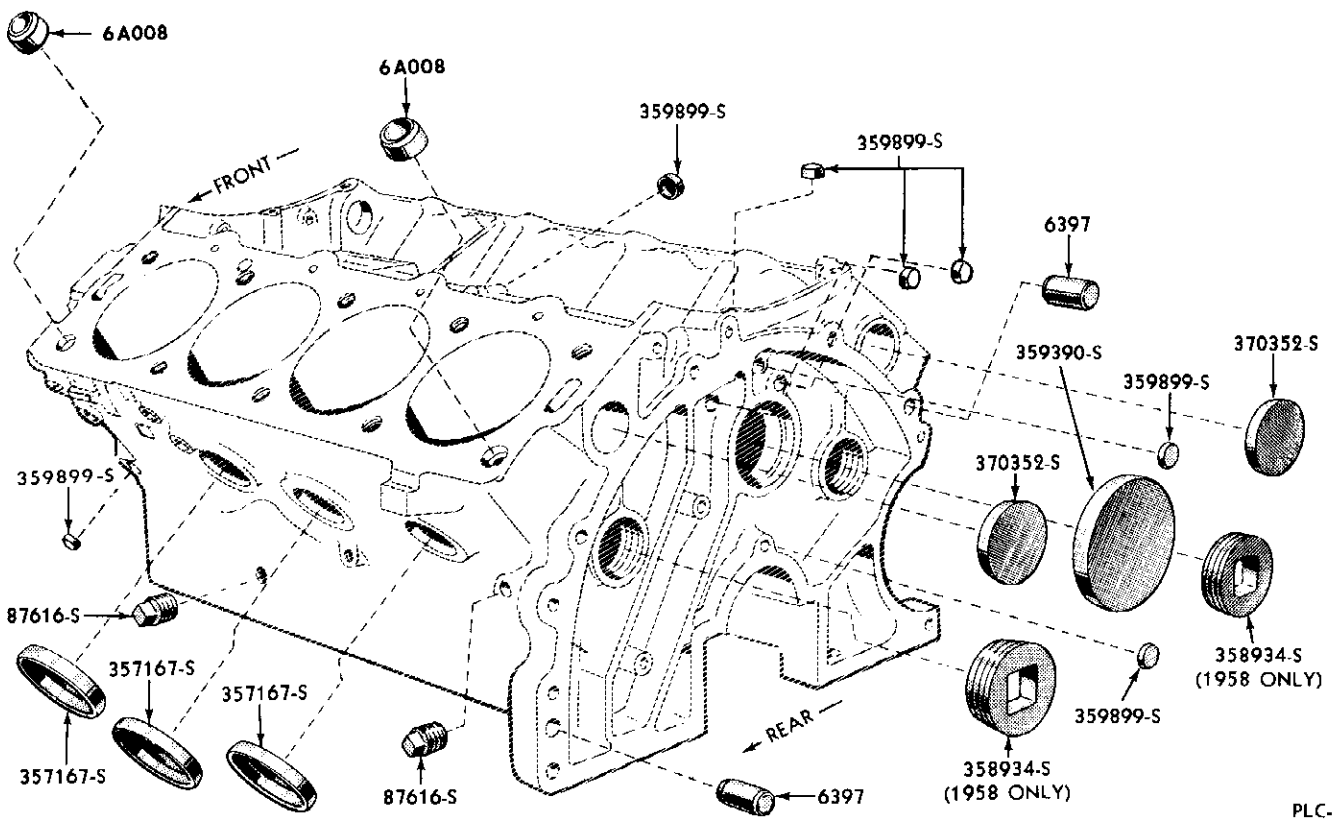
**CYLINDER BLOCK & RELATED PARTS**



CYLINDER BLOCK & RELATED PARTS

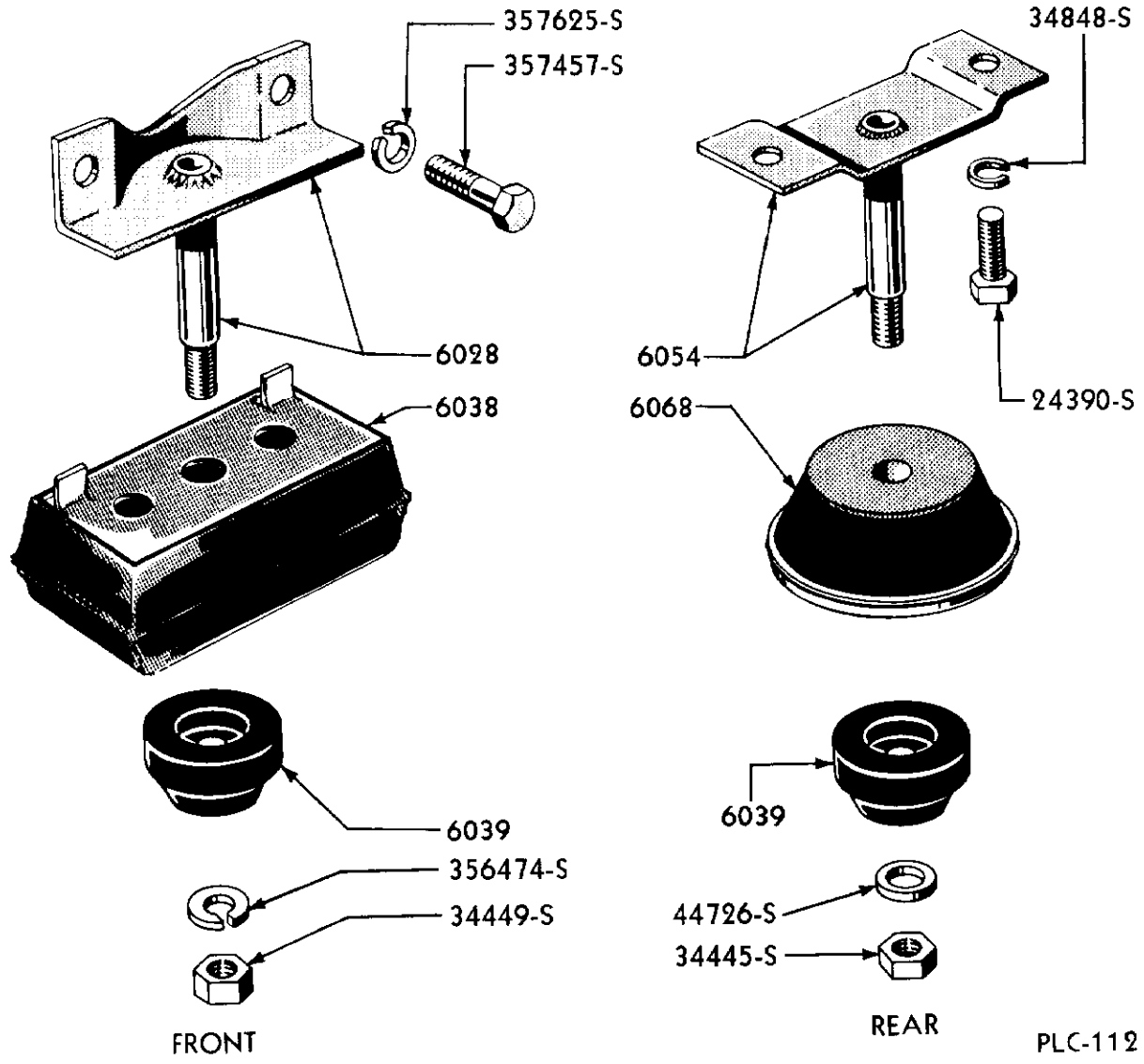


430 C.I.D.



CYLINDER BLOCK, PLUGS & THERMOSTATS

PLC-289

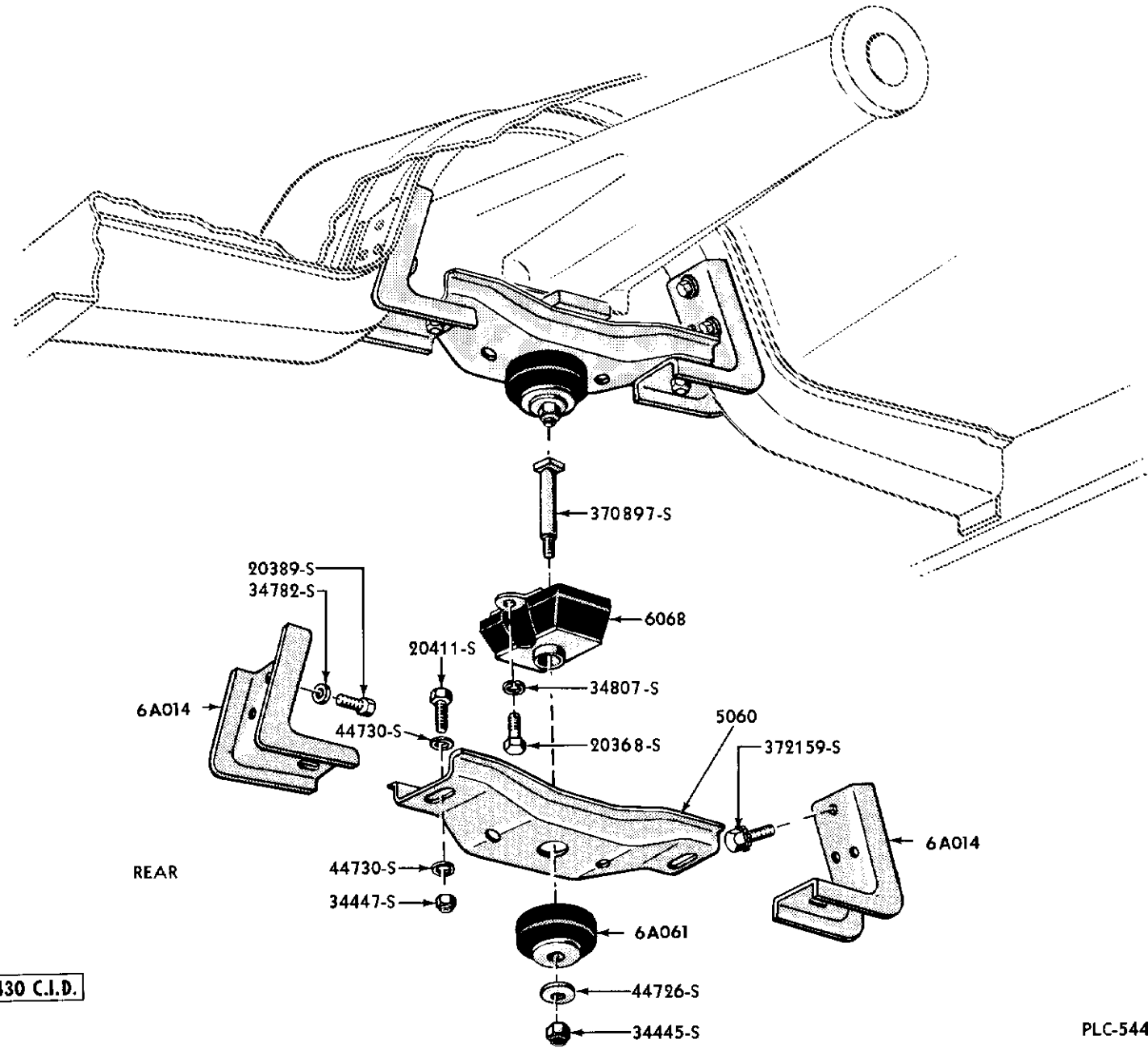
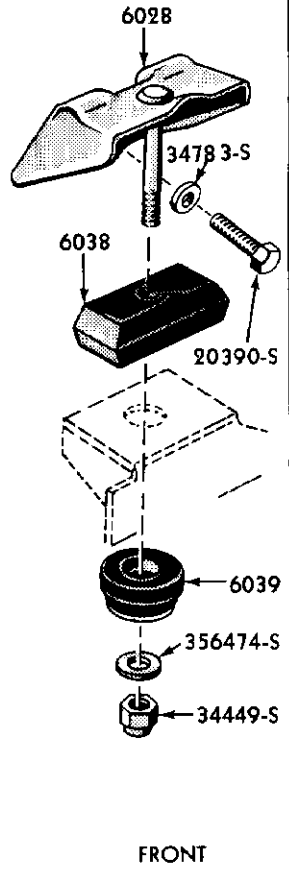


368 C.I.D.

ENGINE SUPPORTS

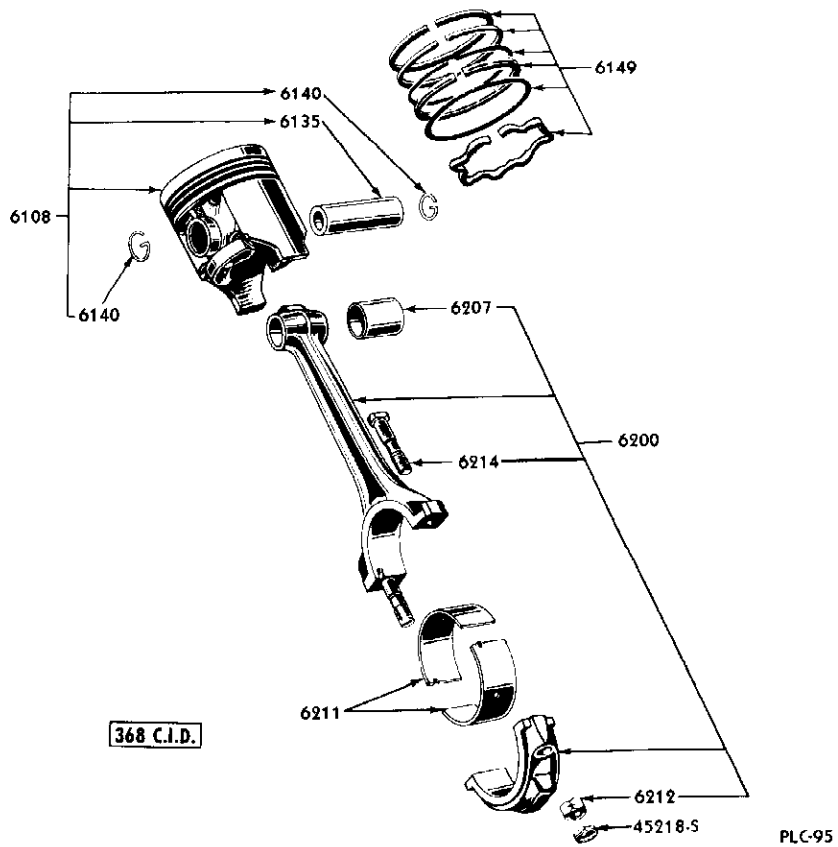
PLC-112



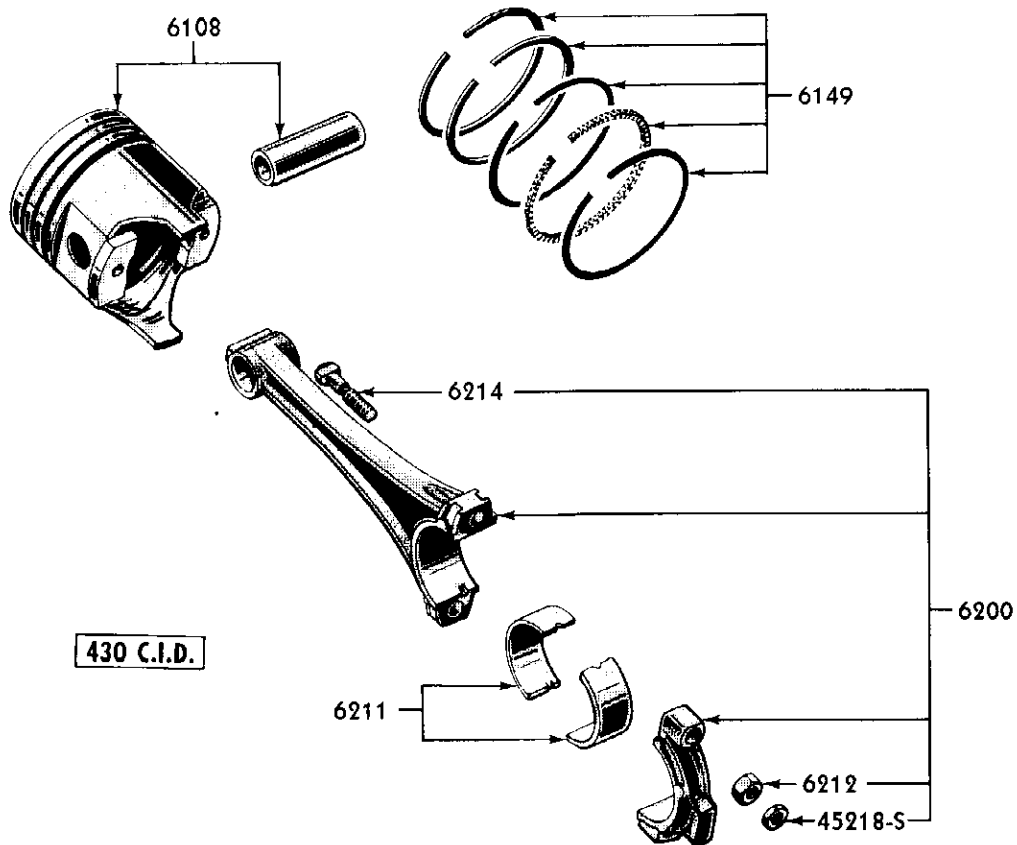


430 C.I.D.

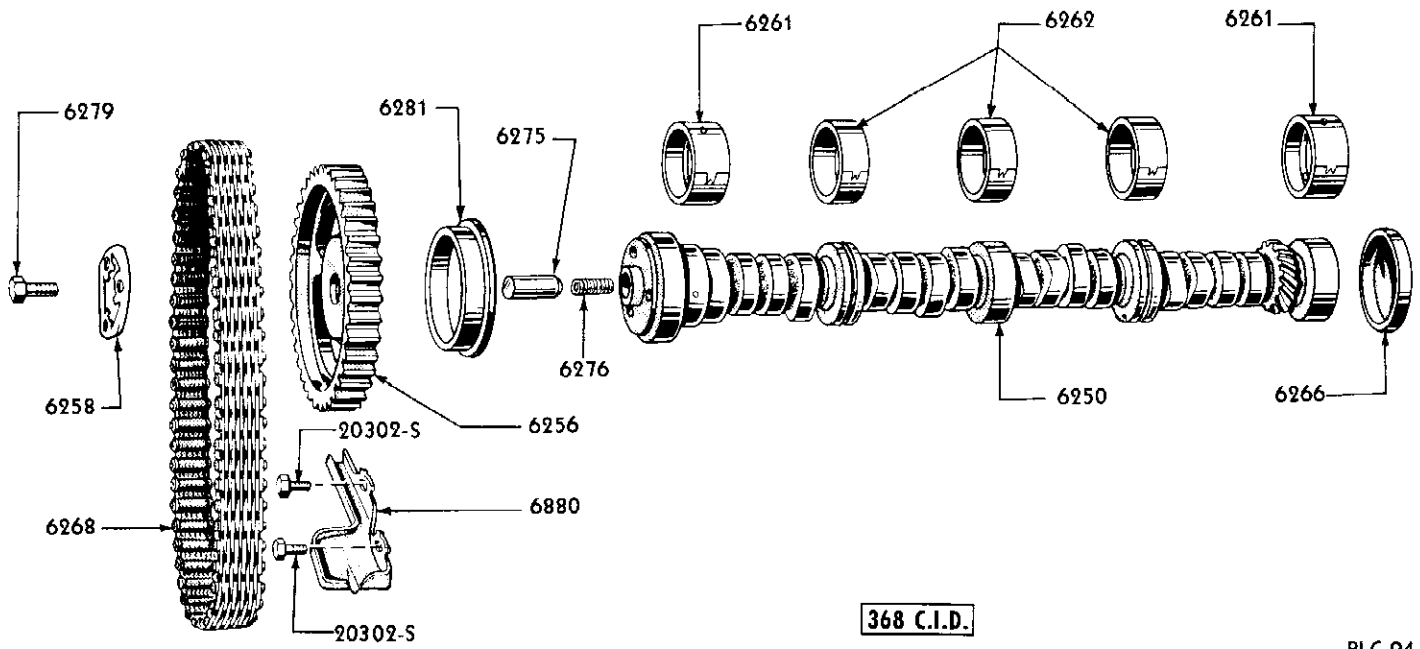
ENGINE SUPPORTS



**PISTON & CONNECTING ROD**

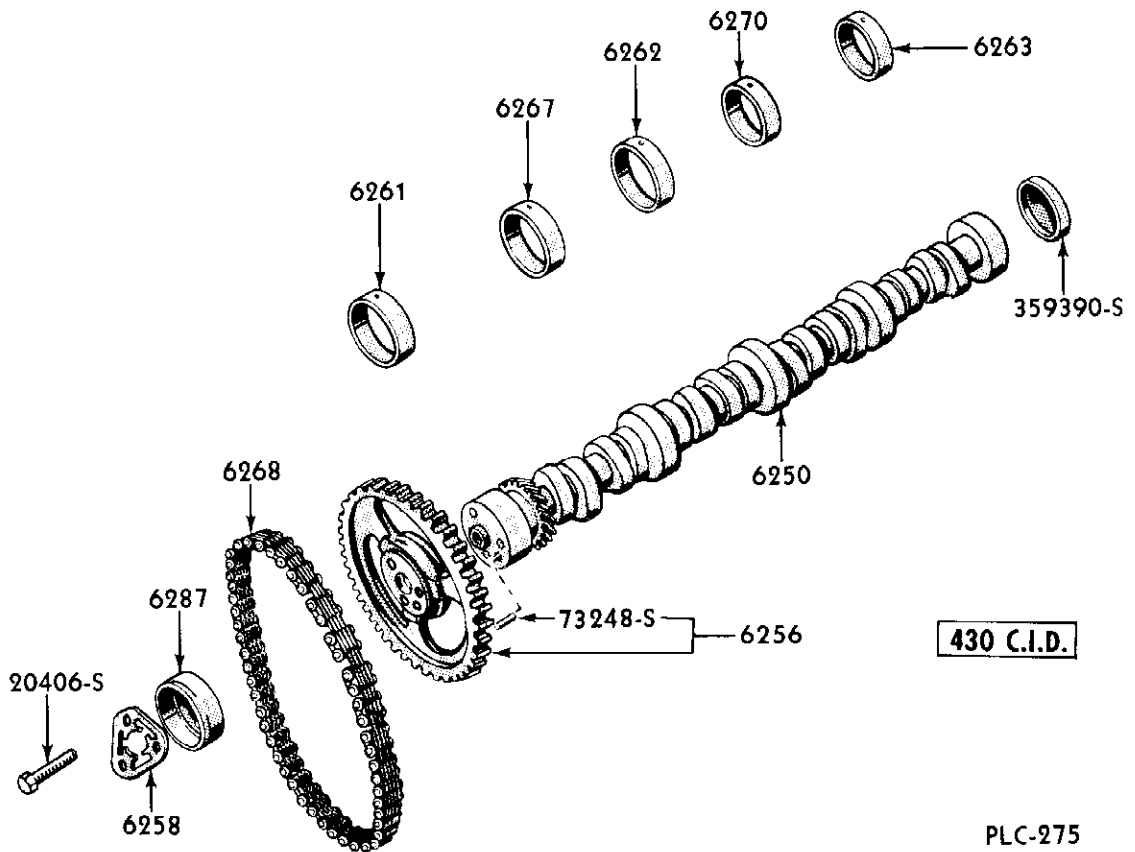
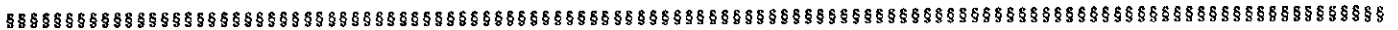


**PISTON & CONNECTING ROD**



PLC-94

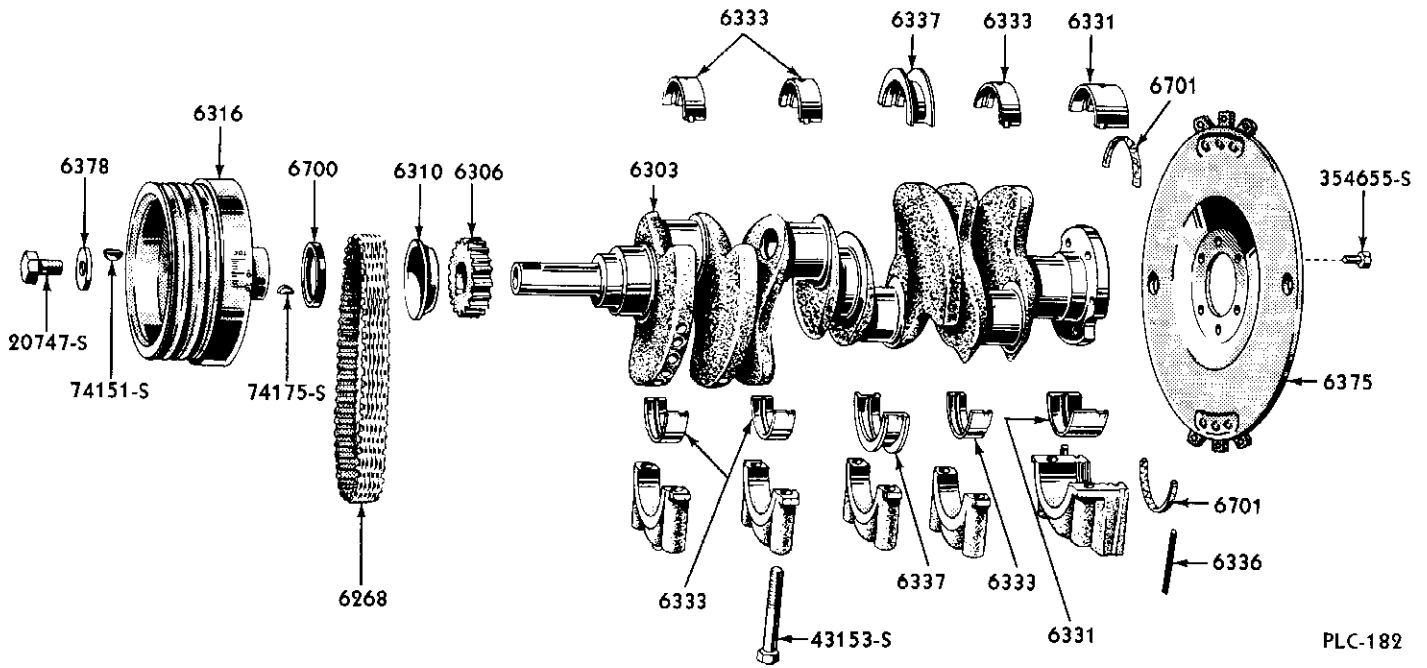
**CAMSHAFT & RELATED PARTS**



PLC-275

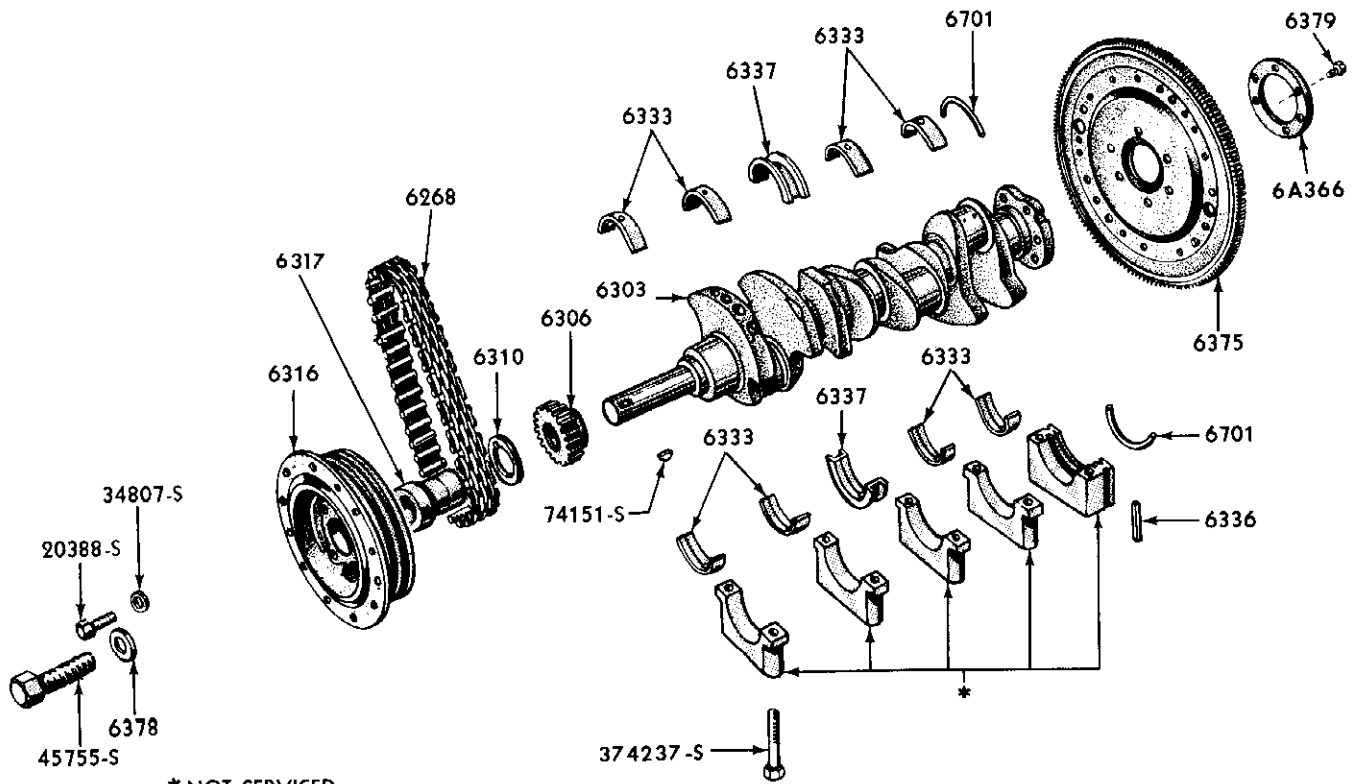
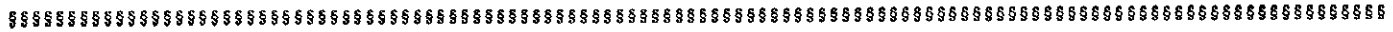
**CAMSHAFT & RELATED PARTS**

368 C.I.D.



PLC-182

### CRANKSHAFT, FLYWHEEL & RELATED PARTS

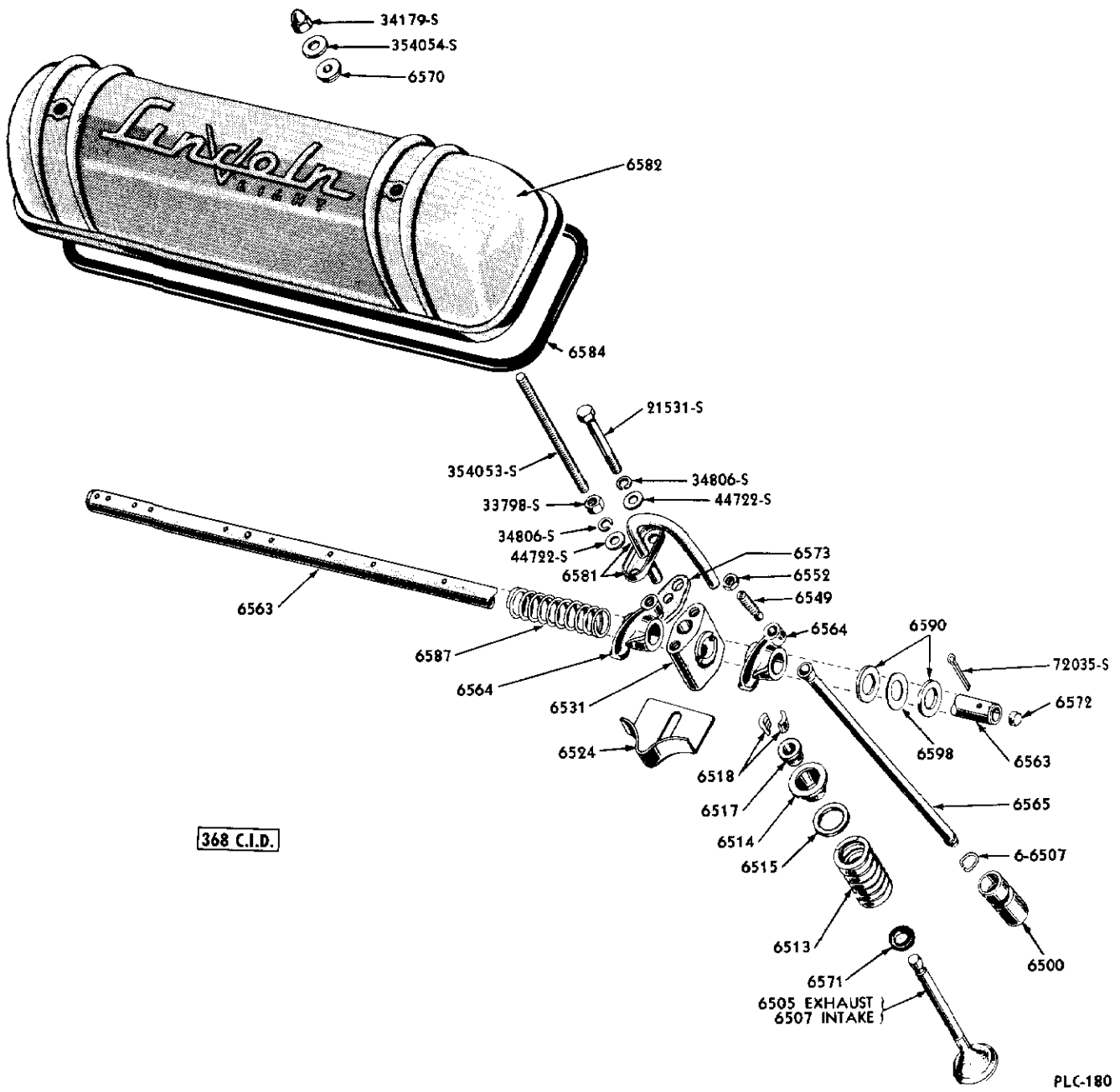


\* NOT SERVICED

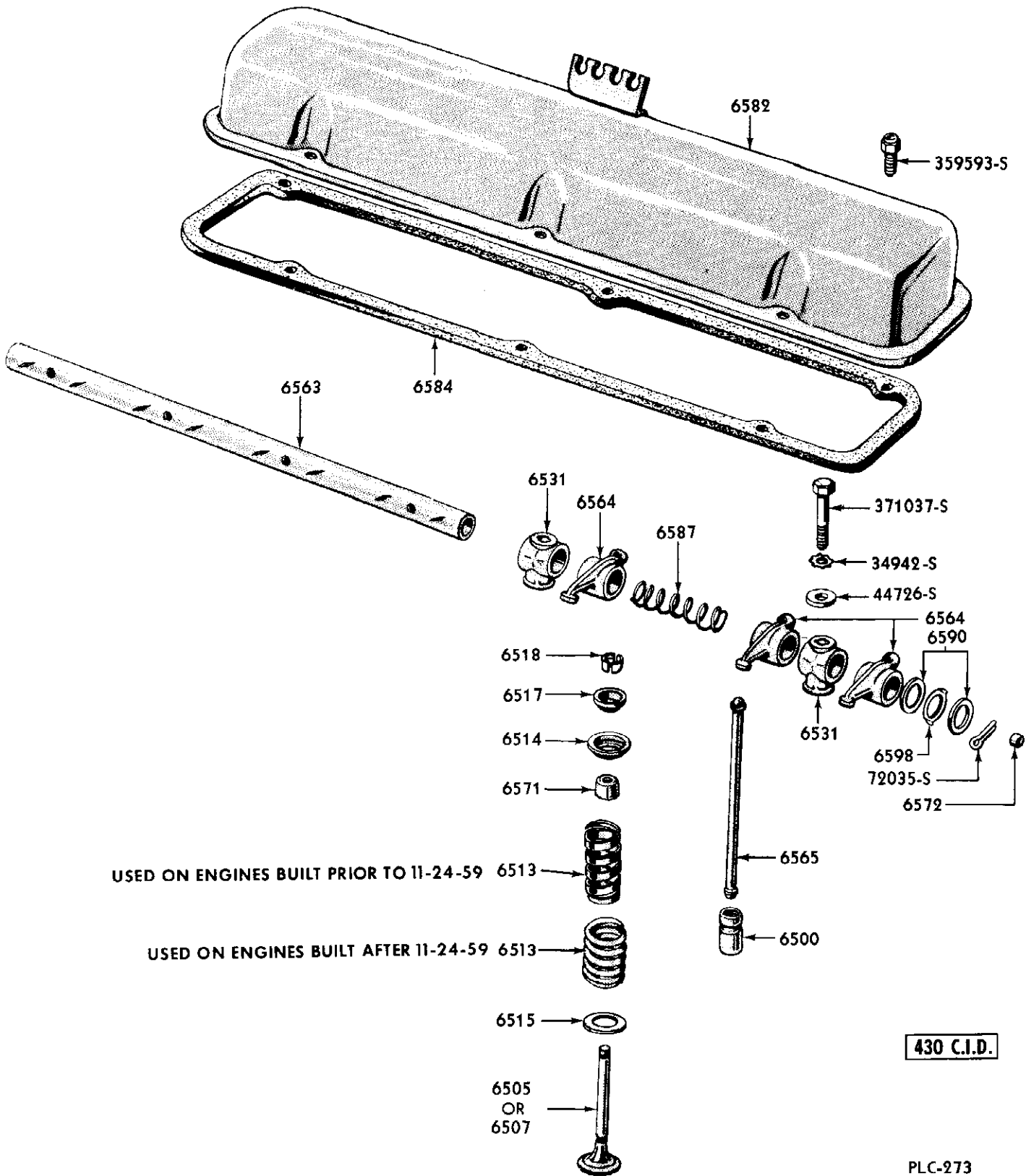
430 C.I.D.

PLC-274

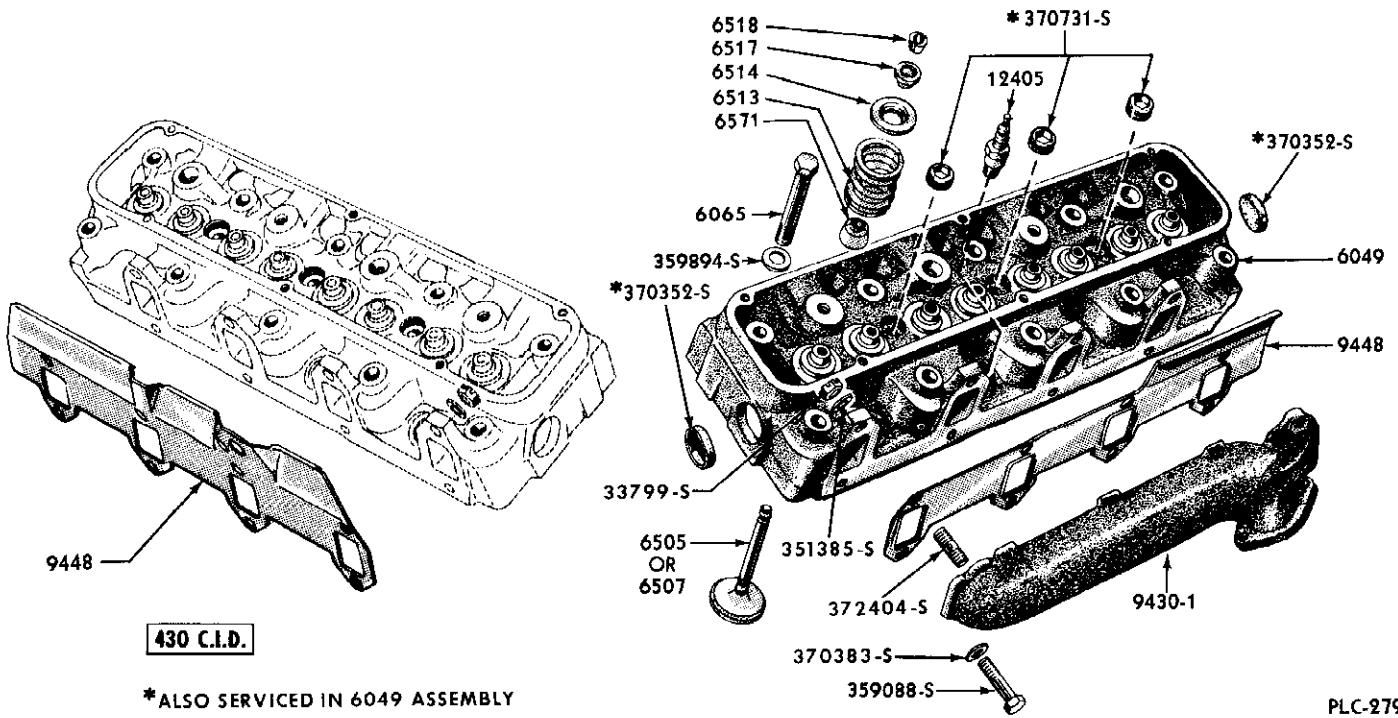
### CRANKSHAFT, FLYWHEEL & RELATED PARTS



VALVES, PUSH RODS & ROCKER ARM COVERS

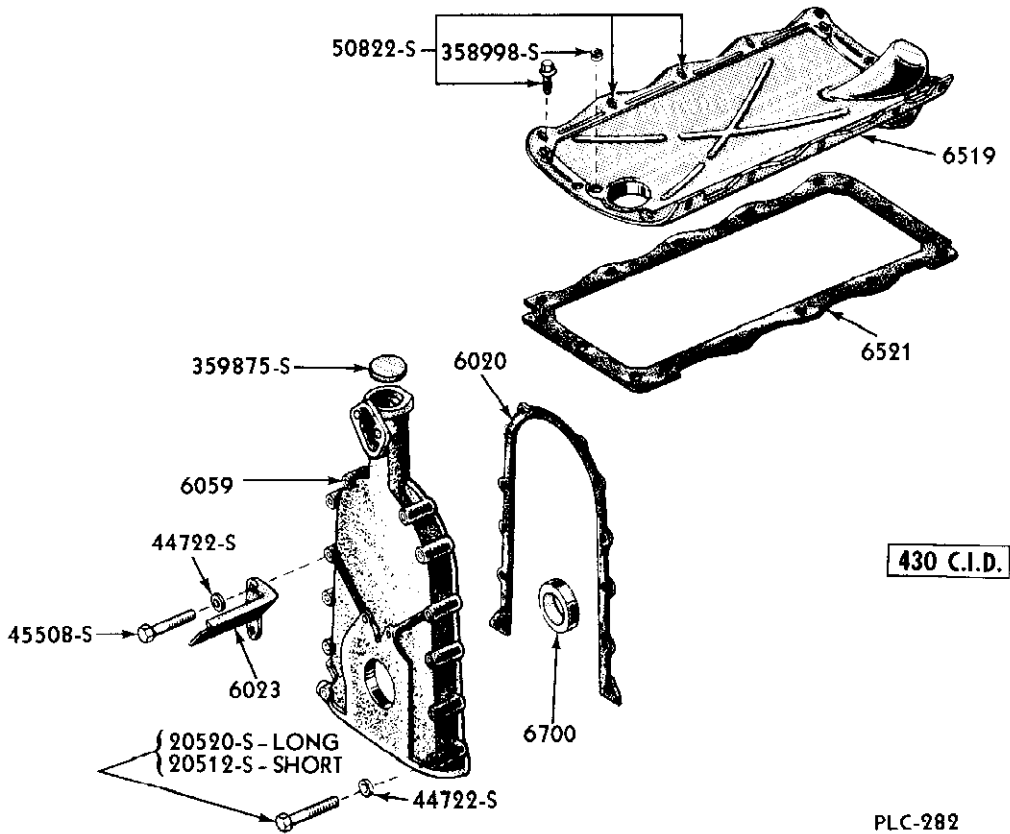


**VALVES, PUSH RODS & ROCKER ARM COVERS**

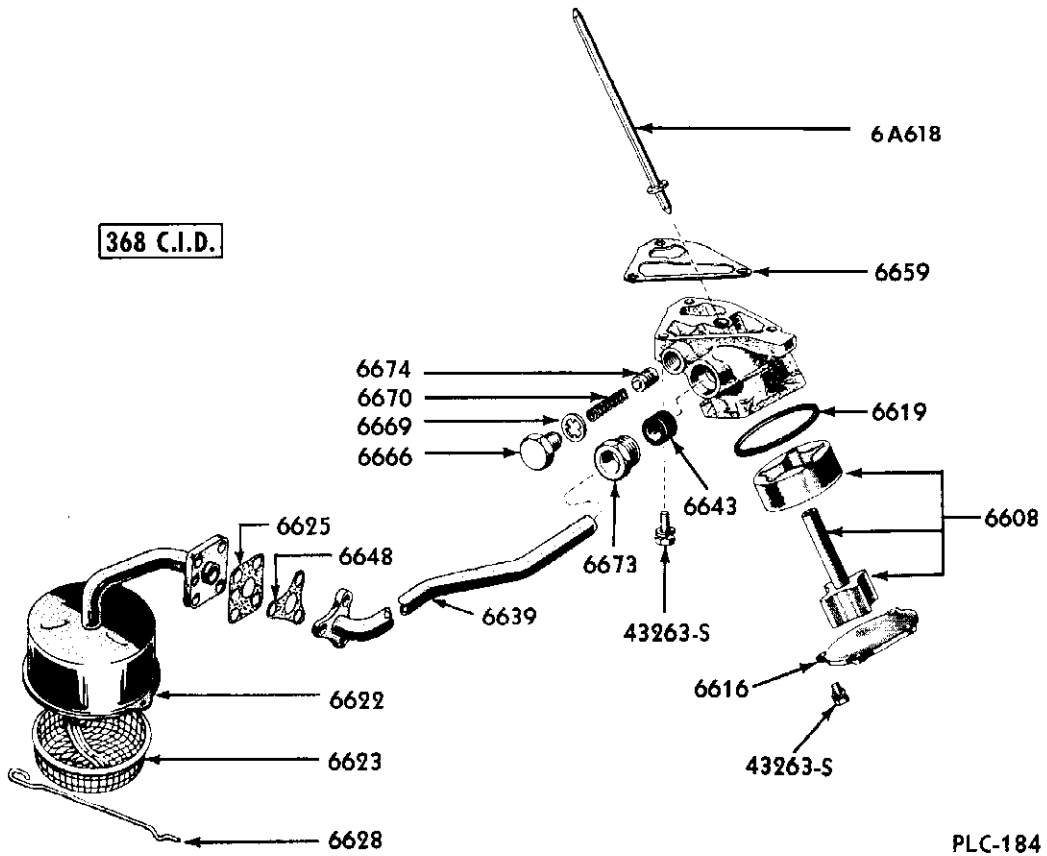


## CYLINDER HEAD, VALVES & MANIFOLD

.....

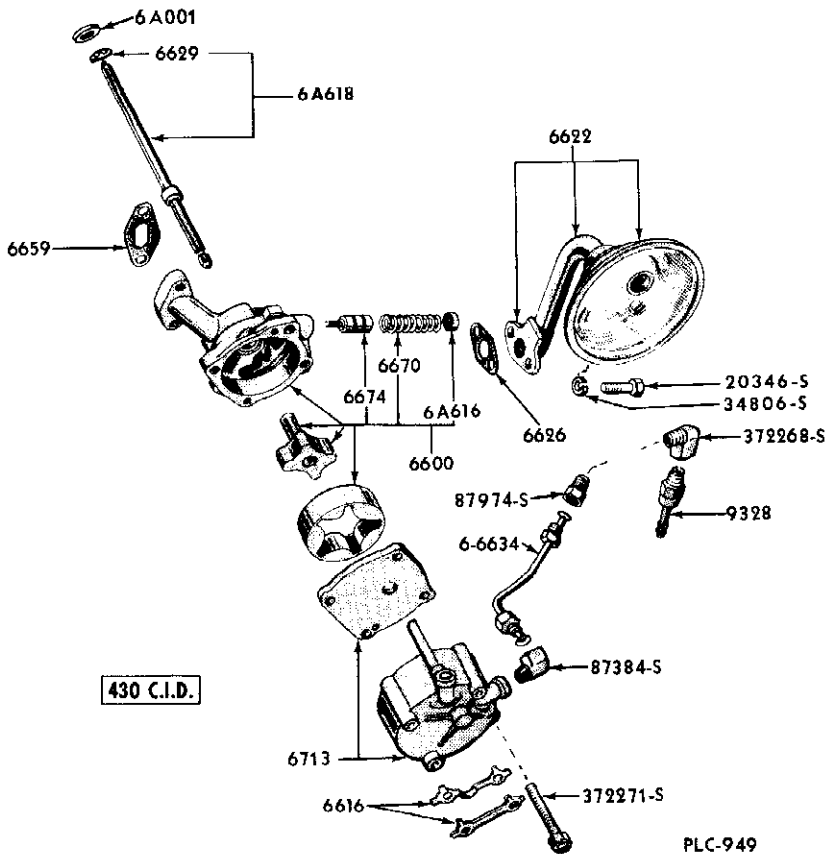


## FRONT CYLINDER COVER & PUSH ROD COVER



PLC-184

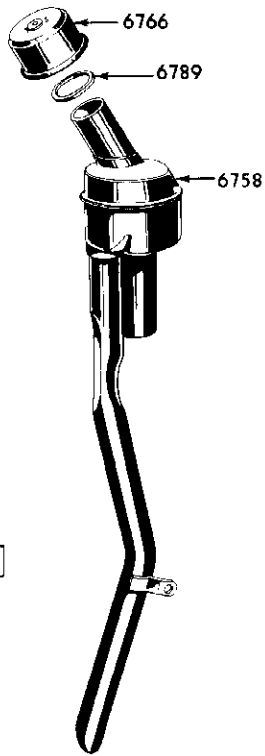
**OIL PUMP & RELATED PARTS**



PLC-949

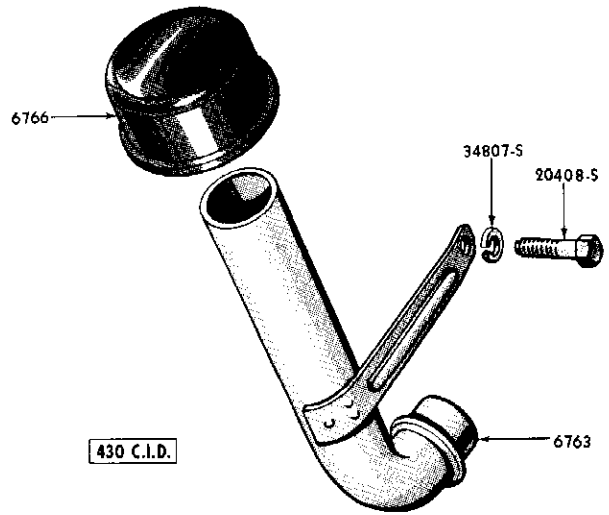

**OIL and VACUUM PUMP & RELATED PARTS**





368 C.I.D.

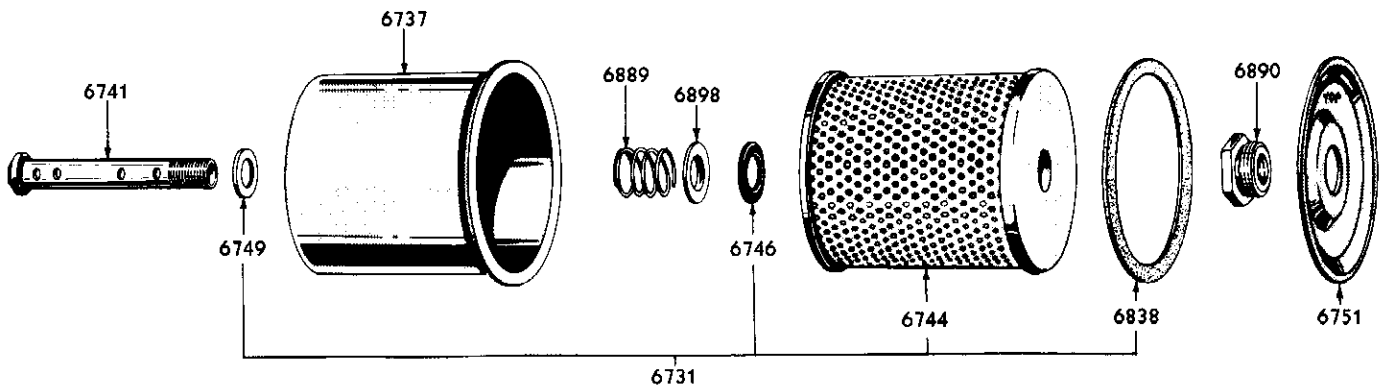
PLC-107



430 C.I.D.

PLC-278

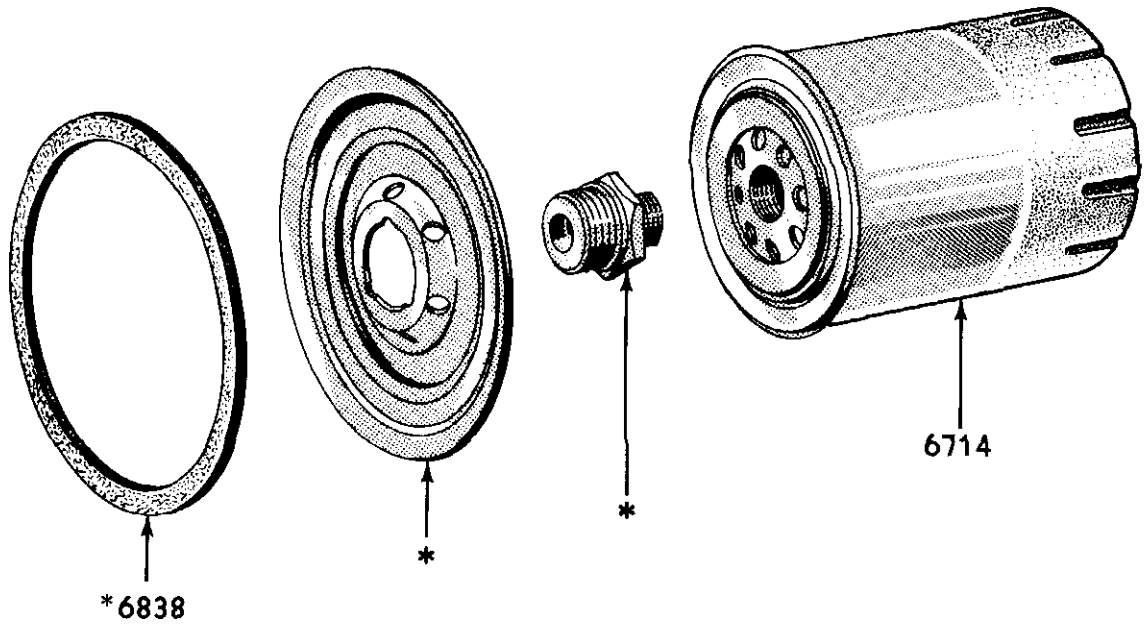
### OIL FILLER TUBE



368 C.I.D.

PLC-295

### OIL FILTER

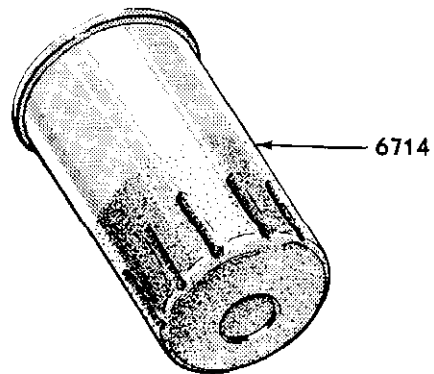
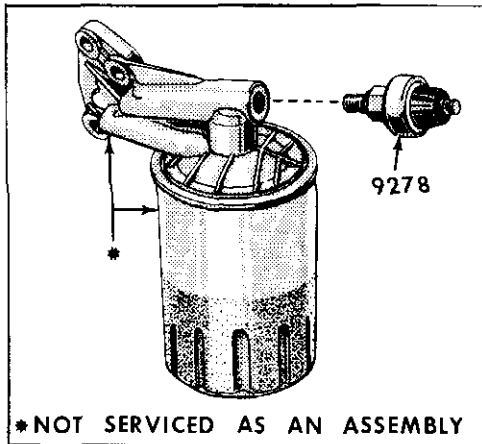
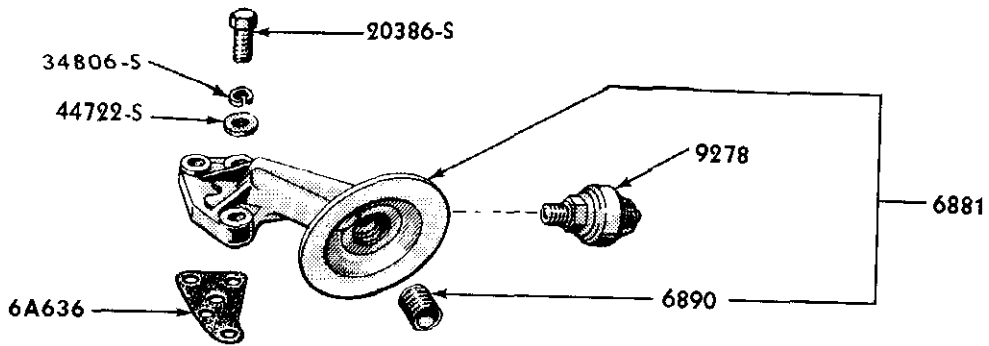


\*SERVICED IN KIT-6882

368 C.I.D.

PLC-209

OIL FILTER, DISPOSABLE TYPE



430 C.I.D.

PLC-271

OIL FILTER

## Engine , Transmission and Carburetor Combination Chart

Year	Carburetors		Engines	Automatic Transmission			Standard Trans. & O/Drive
	Part No.		C.I.D.	Model No.	Type	Serial Number Prefix	Type
1956	◇	ECU-9510-B	368	PAN-7000-A	T/D	38	NONE
1956	◇	ECU-9510-C	368	PAN-7000-A	T/D	38	NONE
1956	◇	ECU-9510-D	368	PAN-7000-A	T/D	38	NONE
1956	◇	ECU-9510-E	368	PAN-7000-A	T/D	38	NONE
1957	♣	ECU-9510-F	368	PAN-7000-G	T/D	114	NONE
1957	♣	ECU-9510-G	368	PAN-7000-G	T/D	114	NONE
1958	◇	EDJ-9510-A	430-4V	PBB-7000-A PBB-7000-E	T/D T/R	168 208	NONE
1958	◇	PB8M-9510-E	430-4V	PBB-7000-A PBB-7000-E	T/D T/R	168 208	NONE
1958	◇	PB8M-9510-N	430-4V	PBB-7000-A PBB-7000-E	T/D T/R	168 208	NONE
1958	◇	PB9M-9510-E	430-4V	PBB-7000-A PBB-7000-E	T/D T/R	168 208	NONE
1958	◇	PB8M-9510-B	430-6V Secondary	PBB-7000-A PBB-7000-E	T/D T/R	168 208	NONE
1958	◇	PB8M-9510-C	430-6V Primary	PBB-7000-A PBB-7000-E	T/D T/R	168 208	NONE
1959	♣ ♣	B9S-9510-A COLE-9510-A	430-4V	PBB-7000-E used prior to 12/22/58	T/R	208	NONE
1959	♣ ♣	B9S-9510-A COLE-9510-A	430-4V	B9LP-7000-C used after 12/21/58	T/R	PBB-U	NONE

♣ - Carter

◇ - Holley

In the chart above the abbreviations "T/D" and "T/R" in the column under the heading of "TYPE" have the following meaning as to transmission application -

T/D - Turbo-Drive

T/R - Twin-Range

# Engine

GROUP AND PART NUMBER	DESCRIPTION, SIZE, ETC.	NO. REQ'D	MODEL OR ENGINE CUBIC INCH DISPLACEMENT	YEAR 19__
<b>6A001 SEAL (OIL PUMP INTERMEDIATE SHAFT)</b>				
B9LE 6A001-A	Rubber - 3/8" O. D. x 1/16" thick - with hex. center hole - use with oil and vacuum pump - Also serviced in 6008 kit	1	430	58/59
<b>6008 KIT (ENGINE OVERHAUL GASKET)</b>				
HHK 6008-A	Consists of the following - (1) EAD-6020-B gskt. (2) ECU-6051-B gskt. (2) B6Q-6336-A seal (1) LE-6411-A seal (1) B4A-6436-A seal (1) EAD-6521-A gskt. (4) B4A-6570-A seal (16) ECU-6571-A seal (2) EAD-6584-B gskt. (1) B6Q-6619-A gskt. (1) B4A-6625-A gskt. (1) B4A-6643-A seal (1) B4A-6648-A gskt. (1) B6Q-6659-A gskt. (1) 8EL-6669 gskt. (1) EAA-6700-B seal (2) EAD-6701-B seal (1) B9T-6710-A gskt. (1) EBU-6734-A gskt. (1) EAD-8255-A gskt. (1) EAD-8507-A gskt. (1) EAD-8563-B gskt. (1) B4Q-8590-A gskt. (1) B5Q-9417-A gskt. (2) ECU-9441-A gskt. (3) LE-9453-A gskt.	1	368	57
MJK 6008-D	Use on engines built prior to 6-16-58 - Consists of the following- (1) B8S-6020-A gasket (2) B6Q-6336-A seal (1) LE-6411-A seal (1) B4A-6436-A seal (1) B8S-6521-A gasket (16) B8S-6571-A seal (2) B8E-6584-A gasket (1) B8A-6659-A gasket (1) EAA-6700-B seal (2) B8E-6701-A seal (1) B8E-6710-A gasket (1) EBP-6734-A gasket (1) B8E-6870-A gasket (1) B8E-8255-A gasket (1) B5A-9417-A gasket (1) EDG-9448-A gasket (2) B8S-9450-A gasket (2) B8E-8507-A gasket (1) EDG-99449-A gasket (2) B8S-9441-A gasket (2) B8S-6051-A gasket (1) B8S-6769-A seal	1	430	58
B8MY 6008-A	Consists of the following - (1) B9LE-6A001-A seal (1) COME-6710-A gskt. (1) B8S-6020-A gskt. (1) B8S-6769-A seal (2) B9ME-6051-B gskt. (1) B8E-6870-A gskt. (2) B6Q-6336-A seal (1) B9SZ-6A636-A gskt. (1) B9S-6411-A seal (1) B8E-8255-A gskt. (1) B4A-6436-A seal (2) B8E-8507-A gskt. (1) COME-6521-A gskt. (1) B5A-9417-A gskt. (8) B8S-6571-A seal (2) B5S-9441-A gskt. (8) B8S-6571-B seal (2) B8A-9447-B gskt. (2) B8E-6584-A gskt. (1) B8S-9448-A gskt. (1) B8A-6626-A gskt. (1) B9S-9448-A gskt. (1) B9ME-6659-A gskt. (2) B9S-9450-A gskt. (1) B9TE-6700-A seal (1) 01A-12410-A gskt. (2) B8E-6701-A seal (1) 373195-S grommet	1	430	58
CONTINUED ON NEXT PAGE				

# Engine

GROUP AND PART NUMBER	DESCRIPTION, SIZE, ETC.	NO. REQ'D	MODEL OR ENGINE CUBIC INCH DISPLACEMENT	YEAR 19__
<b>6008 KIT (ENGINE OVERHAUL GASKET) CONTINUED</b>				
B9SZ 6008-B	Consists of the following - (1)B9LE-6A001-A seal (1)COME-6710-A gskt. (1)B8S-6020-A gskt. (1)B8S-6769-A seal (2)B9ME-6051-B gskt.(1)B8E-6870-A gskt. (2)B6Q-6336-A seal (1)B9SZ-6A636-A gskt. (1)B9S-6411-A seal (1)B8E-8255-A gskt. (1)B4A-6436-A seal (2)B8E-8507-A gskt. (1)COME-6521-A gskt.(1)B5A-9417-A gskt. (8)B8S-6571-A seal (2)B8S-9441-A gskt. (8)B8S-6571-B seal (2)B9SE-9447-A gskt. (4V) (2)B9ME-6584-C gskt.(1)B8S-9448-A gskt. (1)B8A-6626-A gskt. (1)B9S-9448-A gskt. (1)B9ME-6659-A gskt.(2)B8S-9450-A gskt. (1)EAA-6700-B seal (1)O1A-12410-A gskt. (2)B8E-6701-A seal (1)373195-S grom.	1	430	59
<b>6A008 DOWEL (CYLINDER HEAD TO CYLINDER BLOCK)</b>				
B2TZ 6A008-A	11/16" O.D. x 17/32" I.D. x 29/64" long - ⊕EAD-66061-A, ⓂB2Q-6061-A	4	368	56/57
B6AZ 6A008-A	Use for export with low octane fuel adaptor kit only - ⊕EAD-66061-B, ⓂB6A-6061-A	4	368	56/57
B9AE 6A008-A	3/4" O.D. x 5/8" I.D. x 7/16" long	4	430	58/59
<b>6009 ENGINE (CYLINDER BLOCK &amp; CRANKSHAFT)</b>				
ECU 6009-B	Includes crankshaft, camshaft, pistons, pins, rings, connecting rods, less cylinder heads, oil pan and flywheel	1	368	56
ECU 6009-C	Includes crankshaft, camshaft, pistons, pins, rings, connecting rods, less cylinder heads, oil pan and flywheel	1	368	57
B9LE 6009-A	Includes crankshaft, camshaft, pistons, pins, rings, connecting rods, less cylinder heads, oil pan and flywheel - use B8S-6513-A valve springs with this engine	1	430	58/59
<b>6010 BLOCK (CYLINDER)</b>				
ECU 6010-C	4.00" Bore - subject block contains camshaft bearings ECT-6262-A for camshaft ECU-6250-C - when using with camshaft ECU-6250-B remove bearings ECT-6262-A and replace with EAD-6262-C	1	368	56/57
B8S 6010-A	4.30" Bore - ⊕5752000 (b)	1	430	58
B9ME 6010-D	B9ME-6051-B head gasket must be used with this block - when used on engines built prior to 2-16-59 a .060" flat washer 371263-S must be used as a spacer between cylinder front cover and generator mounting bracket	1	430	59
87616-S	Plug-pipe-1/4"-18-plug water drain holes in cylinder block L.H. side	2	b	
87709-S	Plug-1/4"-18-dry seal taper thread pipe to plug water drain hole in cylinder block R.H. side	1	b	
354942-S	Plug-cup O/S-1.791" dia. -cored holes in cylinder block	6	b	
357167-S	Plug-1-3/4" dia.-to plug core holes in cylinder block-installed with cupped side toward outside of cylinder block	6	b	
CONTINUED ON NEXT PAGE				

# Engine

GROUP AND PART NUMBER	DESCRIPTION. SIZE. ETC.	NO. REQ'D	MODEL OR ENGINE CUBIC INCH DISPLACEMENT	YEAR 19__
<b>6010 BLOCK (CYLINDER) CONTINUED</b>				
357217-S	Plug-1-3/4" dia.- to plug core holes in cylinder block-installed with cupped side toward inside of cylinder block	6	b	
359390-S	Plug-cup-2.575" dia. -camshaft rear bearing	1	b	
359899-S	Plug-cup-expansion-.448" dia. -to plug front tappet oil gallery ☆(2) req'd. - front tappet oil gallery ☆(4) req'd. - oil gallery holes ☆(1) req'd. - oil line tappet valley rear ☆(4) req'd. - oil line rear face	☆AR	b	
370730-S	Plug-dry seal taper-1-1/4"-11 x 1/2"-to plug core holes in rear face of block	2	b	
370352-S	Plug-cup-1-1/2" dia. -to plug core holes in cylinder block	2	b	
372561-S	Plug-cup O/S-.480" dia. ☆(2) req'd. - front tappet oil gallery ☆(4) req'd. - oil gallery holes ☆(1) req'd. - oil line tappet valley rear ☆(4) req'd. - oil line rear face	☆AR	b	
372564-S	Plug-cup O/S-1.546" dia.-to plug core holes in cylinder block	2	b	
372570-S	Plug-cup O/S-2.605" dia. -camshaft rear bearing	1	b	
<b>6013 KIT (ENGINE OVERHAUL GASKET) LOWER</b>				
57MK 6013-B	Consists of the following - (2) ECU-6336-A seal (1) B9TE-6700-A seal (1) LE-6411-A seal (2) EAD-6701-B seal (1) EBU-6436-B or EDF-6436-A seal (1) ECS-6710-A gskt. (1) EAD-6625-C gskt. (1) EBP-6734-A gskt. (1) EAD-6648-C gskt. (1) EBU-6734-A gskt. (1) EDJ-6659-B gskt. (1) ECG-9417-A gskt. (1) B4A-6698-A ferrule (1) EAD-66643-C seal	1	368	56/57
<b>6014 KIT (ENGINE OVERHAUL GASKET) UPPER</b>				
57MK 6014-B	Consists of the following - (2)ECU-6051-B gskt. (1)EAD-8255-A gskt. (1)ECS-6521-A gskt. (1)EAD-8563-B gskt. (4)EBU-6570-A seal (1)EAD-8590-C gskt. (16)ECU-6571-A seal (2)ECU-9441-A gskt. (2)ECS-6584-A gskt. (3)1GA-9450 gskt. (2)EAA-6589-B grom. (3)LE-9453-A gskt.  % not used	1	368	56/57
<b>6A014 BRACKET (ENGINE REAR SUPPORT MOUNTING)</b>				
B8LY 6A014-A	To hold center unit to body floor brace - (c) ⊕LF-66054-A	2	430	58/59
20389-S	Bolt-hex. hd. -3/8"-24 x 1.00"-attach rear support bracket to body	6	c	
34782-S	Lockwasher-3/8"-attach rear support bracket to body	6	c	
<b>6A017 SPACER (EXPORT CYLINDER HEAD)</b>				
B6LY 6A017-A	Use on export vehicles with low octane fuel adaptor kit - ⊕ECU-66051-A	2	368	56/57

# Engine

GROUP AND PART NUMBER	DESCRIPTION, SIZE, ETC.	NO. REQ'D	MODEL OR ENGINE CUBIC INCH DISPLACEMENT	YEAR 19__
<b>6020 GASKET (CYLINDER FRONT COVER)</b>				
EAD 6020-B	Also serviced in 6008 and 6059 kits	1	368	56/57
B8S 6020-A	Also serviced in 6008 kit - ⊕EDF-6020-A	1	430	58/59
<b>6023 POINTER (TIMING)</b>				
EAD 6023-C		1	368	56/57
B8S 6023-A	⊕5750016 (a)	1	430	58/59
20512-S8	Bolt-hex. hd. -5/16"-18 x 1-7/8"-cylinder front cover to block	2	a	
20520-S8	Bolt-hex. hd. -5/16"-18 x 2"-cylinder front cover to block	2	a	
45508-S8	Bolt-hex. hd. -5/16"-18 x 2-1/8"-front cover to block	4	a	
44722-S	Washer-flat-5/16"-front cover to block	8	a	
<b>6028 BRACKET (ENGINE FRONT SUPPORT)</b>				
LA 6028-B		2	368	56/57
B9S 6028-A	⊕LF-6028-A (a)	2	430	58
20390-S8	Bolt-hex. hd. -7/16"-14 x 1"-front support bracket to engine assy.	8	a	
34449-S8	Nut-hug-lock-1/2"-20-bracket assy. and insulator assemblies to body front mounting brackets	2	a	
34783-S7	Lockwasher-7/16"-front support bracket to engine assy.	8	a	
356474-S8	Washer-flat-1/2" I. D. x 1" O. D. -bracket assy. and insulator assemblies to body front mounting brackets	2	a	
<b>6-6028 PLUG (CYLINDER BLOCK OIL LINE)</b>				
EAD 66028-A	Front	2	368	56
<b>6032 SPACER (EXPORT CYLINDER HEAD)</b>				
B8S 6032-A	Use on export vehicles with low octane fuel adaptor kit only - ⊕5750127	2	430	58/59
<b>6038 INSULATOR (ENGINE FRONT SUPPORT)</b>				
LD 6038-A		2	368	56/57
B9S 6038-A	⊕LF-6038-A	2	430	58
LF 6038-B	Used on models built prior to 11-14-58	1	430	59
B9LL 6038-B	Used on models built after 11-14-58	1	430	59
<b>6039 INSULATOR (ENGINE FRONT MOUNT-REBOUND)</b>				
LF 6039-B		2	368, 430	56/58
<b>6049 HEAD (CYLINDER)</b>				
ECU 6049-G		2	368	56
ECU 6049-E		2	368	57
B9ME 6049-B	Intake valve seat dia. 2.060 - seat angle 45° - when replacing 1958 cylinder head with intake valve seat angle of 30° (4) intake valves B9S-6507-AA with 45° seats must be used (c)	2	430	58/59
358935-S	Plug-cup-1-1/2" dia. -plug core holes in cylinder head-installed with cupped side toward inside of head	4	c	

CONTINUED ON NEXT PAGE

# Engine

GROUP AND PART NUMBER	DESCRIPTION, SIZE, ETC.	NO REQ'D	MODEL OR ENGINE CUBIC INCH DISPLACEMENT	YEAR 19_____
<b>6049 HEAD (CYLINDER) CONTINUED</b>				
359894-S	Washer-flat-5/8"-cylinder head bolt to cylinder block	20	c	
370352-S	Plug-cup-1-1/2" dia. -plug core holes in cylinder head-installed with cupped side toward outside of head	4	c	
370731-S	Plug-pipe-3/4"-plug core holes in cylinder head	6	c	
372564-S	Plug-cup O/S-1.546" dia. -to plug core holes in cyl. head	4	c	
<b>6051 GASKET (CYLINDER HEAD)</b>				
ECU 6051-B	Also serviced in 6008, 6014 and 6079 kits	2	368	56/57
B9ME 6051-B	☆(2) req'd. for domestic vehicles ☆(4) req'd. for export vehicles with low octane fuel adaptor kit - also serviced in 6008 and 6079 kits	☆AR	430	58/59
<b>6054 PLATE (ENGINE REAR SUPPORT INSULATOR)</b>				
LA 6054-A	5-23/64" long x 2" wide	1	368	56/57
<b>6059 COVER (CYLINDER BLOCK FRONT)</b>				
B6Q 6059-C	⊕ ECU-6059-B	1	368	56/57
B9ME 6059-D	Used when crankshaft P/S is not installed-(a) when used on engines built prior to 2-16-59 a .060" flat washer 371263-S must be used as a spacer between cylinder block and generator mounting bracket	1	430	58/59
B9ME 6059-C	Used with crankshaft P/S pump - when used on engines built prior to 2-16-59 a .060" flat washer 371263-S must be used as a spacer between cylinder block and generator mounting bracket	1	430	59
20512-S8	Bolt-hex. hd. -5/16"-18 x 1-7/8"-cylinder front cover to cylinder block	4	a	
20520-S8	Bolt-hex. hd. -5/16"-18 x 2"-cylinder front cover to cylinder block	4	a	
44722-S	Washer-flat-5/16"-front cover and timing pointer to block	8	a	
45508-S8	Bolt-hex. hd. -5/16"-18 x 2-1/8"-front cover and timing pointer to block	2	a	
359875-S	Plug-cup type-used to plug fuel pump push rod access hole in cylinder front cover assy.	1	a	
<b>6059 KIT (CYLINDER FRONT COVER GASKET)</b>				
HCK 6059-B	Consists of the following - (1) EAD-6020-B gasket (1) B9TE-6700-A seal (1) EAD-8507-A gasket	1	368	56/57
<b>6A061 INSULATOR (ENGINE REAR SUPPORT-REBOUND)</b>				
BZLY 6A061-A	⊕ LA-66070-A	1	368	56/57
B9S 6070-A	⊕ LF-66070-C	1	430	58/59
<b>6065 BOLT (TRANSMISSION &amp; CONVERTER TO ENGINE)</b>				
8N 6065-A	Special head - 7/16"-14 x 2-3/8" (a)	6	368,430	56/59
34783-S7	Lockwasher-special-7/16"-transmission and converter to engine	6	a	



# Engine

GROUP AND PART NUMBER	DESCRIPTION, SIZE, ETC.	NO. REQ'D	MODEL OR ENGINE CUBIC INCH DISPLACEMENT	YEAR 19__
<b>6065 BOLT (CYLINDER HEAD)</b>				
B4Q 6065-A	Short - 1/2"-13 x 2-5/8" - ⊕EAM-6065-A	10	368	56/57
B4Q 6066-A	Long - 1/2"-13 x 4-3/8" - ⊕EAM-6066-A	10	368	56/57
B8LY 6065-A	Long - 9/16"-12 on one end - 3/8"-16 thread hole in head x 5-29/32" long - to attach A/cond. bracket - required with belt driven P/S only - also serviced in 2888 kit - ⊕EDJ-6066-C	1	430	58/59
B9SZ 6065-B	Long-9/16"-12 x 4-1/2"-use for export vehicles with low octane fuel adaptor kit - ⊕EDJ-6066-A, ⊕B8S-6066-A	20	430	58/59
COSZ 6065-A	Long - 9/16" - 12 x 4-5/16" - ⊕C1VE-6066-A(a) ☆20 ☆With a/cond.(19) req'd. and (1) B8LY-6065-A	☆20	430	58/59
374607-S	Washer-flat 9/16"-attach cylinder head to cylinder block	20	a	
<b>6068 INSULATOR (ENGINE REAR MOUNT)</b>				
LA 6068-A		1	368	56/57
B9S 6068-A	⊕LF-6068-C (a)	1	430	58/59
20368-S8	Bolt-hex.hd.-3/8"-16 x 7/16"-attach insulator assy. to extension assy.	2	a	
34807-S	Washer-spring lock-3/8"-attach insulator assy. to extension assy.	2	a	
<b>6070 INSULATOR (ENGINE REAR SUPPORT-REBOUND)</b>				
	See basic part number 6A061			
<b>6079 KIT (VALVE GASKET SET)</b>				
HGK 6079-A	Consists of the following - (2) ECU-6051-B gasket (1) EAD-6521-A gasket (4) B4A-6570-A seal (16) B5A-6571-A seal (1) EAD-8255-A gasket (1) EAD-8563-B gasket (1) B4Q-8590-A gasket (2) ECU-9441-A gasket	1	368	56
HHK 6079-A	Consists of the following - (2) ECU-6051-B gasket (1) EAD-6521-A gasket (4) B4A-6570-A seal (16) ECU-6571-A seal (1) EAD-8255-A gasket (1) EAD-8563-B gasket (1) B4Q-8590-A gasket (2) ECU-9441-A gasket	1	368	57
B8MY 6079-A	Consists of the following - (2)B9ME-6051-B gskt.(2)B8S-9441-A gskt. (1)COME-6521-A gskt.(2)B8A-9447-B gskt. (8)B8S-6571-A seal (1) B8S-9448-A gskt. (8)B8S-6571-B seal (1)B9S-9448-B gskt. (2)B8E-6584-A gskt. (2)B8S-9450-A gskt. (1)B8S-6769-A seal (1)373195-S grommet (1)B8E-8255-A gasket	1	430	58
B9SZ 6079-B	Consists of the following - (2)B9ME-6051-B gskt.(2)B8S-9441-A gskt. (1)COME-6521-A gskt.(2)B9SE-9447-A gskt. (4V) (8)B8S-6571-A seal (1)B8S-9448-A gskt. (8)B8S-6571-B seal (1)B9S-9448-A gskt. (2)B9ME-6584-C gskt.(2)B8S-9450-A gskt. (1)B8S-6769-A seal (1)373195-S grommet (1)B8E-8255-A gskt. % not used	1	430	59

# Engine

GROUP AND PART NUMBER	DESCRIPTION, SIZE, ETC.	NO. REQ'D	MODEL OR ENGINE CUBIC INCH DISPLACEMENT	YEAR 19__
<b>6108 PISTON - PIN &amp; RETAINER SET</b>				
ECU 6108-A	Standard No. 2	8	368	56
ECU 6108-B	Standard No. 6	8	368	56
ECU 6108-C	.020 O/S	8	368	56/57
ECU 6108-D	.030 O/S	8	368	56/57
ECU 6108-E	.040 O/S	8	368	56/57
ECU 6108-G	Standard No. 2	8	368	57
ECU 6108-H	Standard No. 6	8	368	57
<b>6108-9 PISTON &amp; PIN SET</b>				
B8S 6108-AB	R. H. - .020 O/S - @5750046	4	430	58
B8S 6108-BB	L. H. - .020 O/S - @5750050	4	430	58
B8S 6108-AC	R. H. - .030 O/S - @5750045	4	430	58
B8S 6108-BC	L. H. - .030 O/S - @5750051	4	430	58
B8S 6108-AD	R. H. - .040 O/S - @5750044	4	430	58
B8S 6108-BD	L. H. - .040 O/S - @5750052	4	430	58
B9LE 6108-A	R.H. - standard No. 2 - red	4	430	58/59
B9LE 6109-A	L.H. - standard No. 2 - red	4	430	58/59
B9LE 6108-B	R.H. - standard No. 6 - blue	4	430	58/59
B9LE 6109-B	L.H. - standard No. 6 - blue	4	430	58/59
B9LE 6108-C	R.H. - .003 O/S	4	430	58/59
B9LE 6109-C	L.H. - .003 O/S	4	430	58/59
B9LE 6108-D	R.H. - .020 O/S	4	430	59
B9LE 6109-D	L.H. - .020 O/S	4	430	59
B9LE 6108-E	R.H. - .030 O/S	4	430	59
B9LE 6109-E	L.H. - .030 O/S	4	430	59
B9LE 6108-F	R.H. - .040 O/S	4	430	59
B9LE 6109-F	L.H. - .040 O/S	4	430	59
<b>6135 PIN (PISTON)</b>				
B5QH 6135-A	Standard - @EAM-6135-A	8	368	56/57
B5QH 6135-B	.001 O/S - @EAM-6135-B	8	368	56/57
B5QH 6135-C	.002 O/S - @EAM-6135-C	8	368	56/57
<b>6140 RETAINER (PISTON PIN)</b>				
ECT 6140-A		16	368	56/57
<b>6149 KIT (PISTON RING SET) COMPLETE ENGINE RING SET</b>				
HGK 6149-A	Standard	1	368	56/57
HGK 6149-B	.020 O/S	1	368	56/57
HGK 6149-C	.030 O/S	1	368	56/57
HGK 6149-D	.040 O/S	1	368	56/57
HJK 6149-A	Standard	1	430	58/59
HJK 6149-B	.020 O/S	1	430	58/59
HJK 6149-C	.030 O/S	1	430	58/59
HJK 6149-D	.040 O/S	1	430	58/59
<b>6200 ROD (CONNECTING)</b>				
B5Q 6200-A	@EBJ-6200-A	8	368	56/57
EDG 6200-A	Use on engines built prior to engine date code 7AP	8	430	58
B8S 6200-A	Use on engines built after engine date code 7AP - @5750737	8	430	58/59

# Engine

GROUP AND PART NUMBER	DESCRIPTION, SIZE, ETC.	NO. REQ'D	MODEL OR ENGINE CUBIC INCH DISPLACEMENT	YEAR 19__
<b>6207 BUSHING (CONNECTING ROD)</b>				
EAA 6207-A	59/64" I.D. x 63/64" O.D. x 1-1/4" long	8	368	56/57
<b>6211 BEARING (CONNECTING ROD)</b>				
B5Q 6211-A	Standard - red size - ⊕EAM-6211-K	16	368	56/57
B5Q 6211-B	Standard - blue size - ⊕EAM-6211-L	16	368	56/57
B2T 6211-AG	.002 U/S - ⊕5751481	16	368	56/57
B5Q 6211-C	.010 U/S - ⊕EAM-6211-M	16	368	56/57
B5Q 6211-D	.020 U/S - ⊕EAM-6211-N	16	368	56/57
B5Q 6211-E	.030 U/S - ⊕EAM-6211-R	16	368	56/57
B5Q 6211-F	.040 U/S - ⊕EAM-6211-S	16	368	56/57
B8E 6211-AA	Standard - red size - ⊕EDF-6211-A	16	430	58/59
B8E 6211-AB	Standard - blue size - ⊕EDF-6211-B	16	430	58/59
B8S 6211-AG	.002 U/S - ⊕5751521	16	430	58/59
B8S 6211-AC	.010 U/S - ⊕EDF-6211-C	16	430	58/59
B8S 6211-AD	.020 U/S - ⊕EDF-6211-D	16	430	58/59
B8S 6211-AE	.030 U/S - ⊕EDF-6211-E	16	430	58/59
PB8M 6211-B	.040 U/S - ⊕5750691	16	430	58/59
<b>6212 NUT (CONNECTING ROD CAP)</b>				
B4A 6212-A	Hex. - 3/8"-24 - ⊕354128-S (a)	16	368, 430	56/59
45218-S	Nut-stamped hex. -lock connecting rod nut 354128-S to connecting rod	16	a	
<b>6214 BOLT (CONNECTING ROD)</b>				
B8A 6214-A	3/8"-24 x 2-1/8" - ⊕EDC-6214-A	16	368, 430	56/59
B8E 6214-A	3/8"-24 x 2-5/32" - ⊕EDG-6214-A	16	430	58
<b>6250 CAMSHAFT</b>				
ECU 6250-E	When replacing ECU-6250-B with subject part on 1956 models, use camshaft bearings B6Q-6262-A and remove EAD-6262-B from block	1	368	56/57
B9ME 6250-C	Use with B8S-6513-A (maroon) valve spring	1	430	58/59
<b>6256 SPROCKET (CAMSHAFT TIMING CHAIN)</b>				
EAD 6256-B	(a)	1	368	56/57
B8S 6256-A	⊕EDF-6254-A (b)	1	430	58/59
20406-S8	Bolt-hex.hd.-5/16"-18 x 1-1/8" sprocket to camshaft	3	b	
73248-S	Pin-dowel-5/16"-9/16"-to align camshaft sprocket to camshaft	1	a	
<b>6258 RING (CAMSHAFT SPROCKET LOCK)</b>				
EAD 6258-A		1	368	56/57
B8E 6258-A	⊕EDG-6258-A	1	430	58/59
<b>6261 BEARING (CAMSHAFT)</b>				
EAD 6261-C	Front and rear - standard - reamed	2	368	56/57
B8S 6261-AA	Front - standard - ⊕EDG-6261-A	1	430	58/59
B8S 6261-AB	Front - .015 U/S - ⊕EDG-6261-B	1	430	58/59

# Engine

GROUP AND PART NUMBER	DESCRIPTION, SIZE, ETC.	NO. REQ'D	MODEL OR ENGINE CUBIC INCH DISPLACEMENT	YEAR 19__
<b>6262 BEARING (CAMSHAFT)</b>				
EAD 6262-C	Center, front and rear intermediates - standard - reamed	3	368	56
B6Q 6262-A	Center, front and rear intermediates - standard - reamed - used with camshaft ECU-6250-E when replacing ECU-6250-B - ⊕ECT-6262-B	3	368	56/57
B8S 6262-AA	Center - standard - ⊕EDG-6262-A	1	430	58/59
B8S 6262-AB	Center - .015 U/S - ⊕EDG-6262-B	1	430	58/59
<b>6263 BEARING (CAMSHAFT)</b>				
B8S 6263-AA	Rear - standard - ⊕EDG-6263-A	1	430	58/59
B8S 6263-AB	Rear - .015 U/S - ⊕EDG-6263-B	1	430	58/59
<b>6266 PLUG (CAMSHAFT BEARING)</b>				
EAD 6266-A	Rear - 2-17/64" maximum O. D.	1	368	56/57
372567-S	Rear O/S-2-19/64" maximum O. D.	1	368	56/57
359390-S	Plug-cup expansion-2.575" O. D.	1	430	58/59
372570-S	Plug-cup expansion-oversize-2.605" O/D	1	430	58/59
<b>6267 BEARING (CAMSHAFT)</b>				
B8S 6267-AA	Front intermediate - standard - ⊕EDG-6267-A	1	430	58/59
B8S 6267-AB	Front intermediate - .015 U/S - ⊕EDG-6267-B	1	430	58/59
<b>6268 CHAIN (TIMING)</b>				
B4Q 6268-A	⊕EAD-6268-B	1	368	56/57
B8E 6268-A	⊕EDF-6268-A	1	430	58/59
<b>6270 BEARING (CAMSHAFT)</b>				
B8S 6270-AA	Rear intermediate - standard - ⊕EDG-6270-A	1	430	58/59
B8S 6270-AB	Rear intermediate - .015 U/S - ⊕EDG-6270-B	1	430	58/59
<b>6275 PISTON (CAMSHAFT THRUST)</b>				
EAD 6275-B		1	368	56/57
<b>6276 SPRING (CAMSHAFT THRUST PISTON)</b>				
EAD 6276-B	13/32" O. D. x 1-23/64" free length - (16) coils	1	368	56/57
<b>6279 BOLT (CAMSHAFT SPROCKET)</b>				
EAD 6279-A	Hex. hd. -3/8"-16 x 7/8"	3	368	56/57
<b>6281 BUSHING (CAMSHAFT FUEL PUMP DRIVE ECCENTRIC)</b>				
ECU 6281-A		1	368	56/57
<b>6287 ECCENTRIC (CAMSHAFT FUEL PUMP DRIVE)</b>				
B8S 6287-A	⊕5750260	1	430	58/59
<b>6303 CRANKSHAFT</b>				
B7Q 6303-A	Steel - use with 370909-S key - ⊕ECS-6303-A	1	368	56/57
B8E 6303-A	Iron - ⊕EDJ-6303-A	1	430	58/59
<b>6306 SPROCKET (CRANKSHAFT)</b>				
EAD 6306-A	1-21/64" I. D. including key x 3-1/32" O. D.	1	368	56/57
B8E 6306-A	⊕EDF-6306-A (a)	1	430	58/59
358895-S	Key-3/16" x 1-3/4"-crankshaft sprocket	1	a	

# Engine

GROUP AND PART NUMBER	DESCRIPTION, SIZE, ETC.	NO. REQ'D	MODEL OR ENGINE CUBIC INCH DISPLACEMENT	YEAR 19__
<b>6310 SLINGER (CRANKSHAFT OIL)</b>				
B6Q 6310-B	⊕ECU-6310-A	1	368	56/57
B8S 6310-A	⊕EDG-6310-A	1	430	58/59
<b>6312 PULLEY (POWER STEERING CRANKSHAFT)</b>				
B8E 6312-A	Used with belt driven P/S only - (a) ⊕EDJ-66319-A	1	430	58/59
20388-S8	Bolt-hex. hd. - 3/8"-16 x 1.00-attach pulley damper assy.	3	a	
34807-S7	Lockwasher-3/8"-attach pulley to damper assy.	3	a	
<b>6316 DAMPER (CRANKSHAFT VIBRATION)</b>				
ECU 6316-A	(3) grooves (a)	1	368	56/57
B8S 6316-A	(2) grooves - ⊕EDG-6316-B (b)	1	430	58/59
45755-S8	Bolt-hex. hd. - 5/8"-18 x 1-3/4"-damper assy. to crankshaft assy.	1	b	
74151-S	Key-woodruff-1/4" x 7/8"-damper assy. to crankshaft assy.	1	a, b	
<b>6331 BEARING (CRANKSHAFT MAIN - REAR)</b>				
EAM 6331-G	Standard - red size - 1/4" oil hole and 1.7" wide - use with 11/32" oil passage hole	2	368	56
B5Q 6331-B	Standard - blue size - 1/4" oil hole and 1.7" wide - use with 11/32" oil passage hole - ⊕EAM-6331-K	2	368	56
EAM 6331-C	.010 U/S - 1/4" oil hole and 1.7" wide - use with 11/32" oil passage hole	2	368	56
EAM 6331-D	.020 U/S - 1/4" oil hole and 1.7" wide - use with 11/32" oil passage hole	2	368	56
EAM 6331-E	.030 U/S - 1/4" oil hole and 1.7" wide - use with 11/32" oil passage hole	2	368	56
EAM 6331-F	.040 U/S - 1/4" oil hole and 1.7" wide - use with 11/32" oil passage hole	2	368	56
EAM 6331-S	Standard - red size - 9/16" oil hole and 1.7" wide - use with 9/16" oil passage hole	2	368	56/57
EAM 6331-T	Standard - blue size - 9/16" oil hole and 1.7" wide - use with 9/16" oil passage hole	2	368	56/57
PB6L 6331-A	.002 U/S - 9/16" oil hole and 1.7" wide - use with 9/16" oil passage hole - ⊕5751484	2	368	56/57
EAM 6331-U	.010 U/S - 9/16" oil hole and 1.7" wide - use with 9/16" oil passage hole	2	368	56/57
EAM 6331-V	.020 U/S - 9/16" oil hole and 1.7" wide - use with 9/16" oil passage hole	2	368	56/57
EAM 6331-Y	.030 U/S - 9/16" oil hole and 1.7" wide - use with 9/16" oil passage hole	2	368	56/57
EAM 6331-Z	.040 U/S - 9/16" oil hole and 1.7" wide - use with 9/16" oil passage hole	2	368	56/57

# Engine

GROUP AND PART NUMBER	DESCRIPTION, SIZE, ETC.	NO. REQ'D	MODEL OR ENGINE CUBIC INCH DISPLACEMENT	YEAR 19__
<b>6333 BEARING (CRANKSHAFT MAIN) FRONT - FRONT INTERMEDIATE &amp; REAR INTERMEDIATE</b>				
EAM 6333-G	Standard - red size - 1/4" oil hole and .98" wide - ☆(6) with 9/16" rear main oil passage (8) with 11/32" rear main oil passage	☆AR	368	56/57
EAM 6333-H	Standard - blue size - 1/4" oil hole and .98" wide - ☆(6) with 9/16" rear main oil passage (8) with 11/32" rear main oil passage	☆AR	368	56/57
PB7M 6333-A	.002 U/S - 1/4" oil hole and .98" wide - ⊕5751489 ☆(6) with 9/16" rear main oil passage (8) with 11/32" rear main oil passage	☆AR	368	56/57
EAM 6333-C	.010 U/S - 1/4" oil hole and .98" wide - ☆(6) with 9/16" rear main oil passage (8) with 11/32" rear main oil passage	☆AR	368	56/57
EAM 6333-D	.020 U/S - 1/4" oil hole and .98" wide - ☆(6) with 9/16" rear main oil passage (8) with 11/32" rear main oil passage	☆AR	368	56/57
EAM 6333-E	.030 U/S - 1/4" oil hole and .98" wide - ☆(6) with 9/16" rear main oil passage (8) with 11/32" rear main oil passage	☆AR	368	56/57
EAM 6333-F	.040 U/S - 1/4" oil hole and .98" wide - ☆(6) with 9/16" rear main oil passage (8) with 11/32" rear main oil passage	☆AR	368	56/57
<b>6333 BEARING (CRANKSHAFT MAIN - FRONT - FRONT INTERMEDIATE - REAR &amp; REAR INTERMEDIATE)</b>				
B8E 6333-AA	Standard - red size - all except center - ⊕EDF-6333-A	8	430	58/59
B8E 6333-AB	Standard - blue size - all except center - ⊕EDF-6333-B	8	430	58/59
B8S 6333-AG	.002 U/S - all except center - ⊕5751523	8	430	58/59
B8S 6333-AC	.010 U/S - all except center - ⊕EDF-6333-C	8	430	58/59
B8S 6333-AD	.020 U/S - all except center - ⊕EDF-6333-D	8	430	58/59
B8S 6333-AE	.030 U/S - all except center - ⊕EDF-6333-E	8	430	58/59
<b>6336 SEAL (CRANKSHAFT REAR MAIN BEARING CAP)</b>				
B6Q 6336-A	Also serviced in 6008, 6013 and 6675 kits - ⊕ECU-6336-A	2	368, 430	56/59
PB8M 6336-A	O/S - used in place of B6Q-6336-A to prevent oil leaks due to manufacturing variances - ⊕5751452	2	368, 430	56/59
<b>6337 BEARING (CRANKSHAFT MAIN) CENTER</b>				
EAM 6337-G	Standard - red size	2	368	56/57
EAM 6337-H	Standard - blue size	2	368	56/57
PB7M 6337-A	.002 U/S - ⊕5751798	2	368	56/57
EAM 6337-E	.030 U/S	2	368	56/57
B5Q 6337-F	.040 U/S - ⊕EAM-6337-F	2	368	56/57
B8E 6337-AA	Standard - red size - ⊕EDF-6337-A	2	430	58/59
B8E 6337-AB	Standard - blue size - ⊕EDF-6337-B	2	430	58/59
B8S 6337-AG	.002 U/S - ⊕5751525	2	430	58/59
B8S 6337-AC	.010 U/S - ⊕EDF-6337-C	2	430	58/59
B8S 6337-AD	.020 U/S - ⊕EDF-6337-D	2	430	58/59
B8S 6337-AE	.030 U/S - ⊕EDF-6337-E	2	430	58/59

# Engine

GROUP AND PART NUMBER	TYPE	DESCRIPTION, SIZE, ETC.	NO. REQ'D	MODEL OR ENGINE CUBIC INCH DISPLACEMENT	YEAR 19__
<b>6345 BOLT (MAIN BEARING CAP TO BLOCK)</b>					
43153-S		Bolt-hex. hd. -1/2"-12 x 3-1/4"	10	368	56/57
374237-S		Bolt-1/2"-13 x 3-15/16"-use with 351190-S washer when replacing early 1958 bolt EDF-6345-A 3-3/4" long	10	430	58/59
<b>6359 SPACER (CRANKSHAFT DAMPER)</b>					
B9SZ 6359-A		⊕EDG-6359-C, ⓂB8S-6317-A	1	430	58/59
<b>6A366 PLATE (FLYWHEEL REINFORCING)</b>					
B7LY 6A366-A		⊕ECU-66383-A	1	368	57
B9AZ 6A366-B	A/T	.060" thick - Ⓜ5751776, ⓂB9A-6383-B	2	430	58/59
<b>6375 FLYWHEEL</b>					
EBJ 6375-A			1	368	56
ECU 6380-A			1	368	57
B8A 6375-B		Includes starter ring gear 153 teeth - ⊕EDJ-6375-B	1	430	58/59
<b>6378 WASHER (CRANKSHAFT DAMPER)</b>					
8EL 6378		Damper to crankshaft - 1-1/2" x 21/32" x 1/4"	1	368	56/57
B8A 6378-A		⊕EDC-6378-A	1	430	58/59
<b>6379 BOLT (FLYWHEEL TO CRANKSHAFT)</b>					
B8A 6379-B		7/16"-20 x 3/4" - ⊕EDJ-6379-B	6	430	58/59
<b>6397 DOWEL (CYLINDER BLOCK TO FLYWHEEL HOUSING)</b>					
EAD 6397-A		1/2" O.D. x 1" long	2	368, 430	56/59
<b>6411 SEAL (CONVERTER HOUSING FRONT COVER)</b>					
B9S 6411-A		Rubber - 15" long - U shaped - also serviced in 6008, 6013 and 6675 kit - ⊕LE-6411-A	1	368, 430	56/59
<b>6436 SEAL (STARTER MOTOR TO FLYWHEEL HOUSING)</b>					
B4A 6436-A		4-7/64" I.D. - also serviced in 6008 and 6013 kit - ⊕EBU-6436-B and EDF-6436-A	1	368, 430	56/59
<b>6499 TUBE (VALVE PUSH ROD COVER VENTILATION - UPPER)</b>					
B8E 6499-A		⊕EDG-6499-A	1	430	58/59
<b>6500 TAPPET (VALVE LIFTER)</b>					
ECU 6500-A		Hydraulic	16	368	56/57
COAE 6500-A		Hydraulic - production using (4) alternates varying in body length and design but maintaining same specifications for extended and collapsed lengths	16	430	58/59
<b>6505 VALVE</b>					
ECU 6505-A		Exhaust - standard	8	368	56/57
ECU 6505-B		Exhaust - .003 O/S	8	368	56/57
ECU 6505-C		Exhaust - .015 O/S	8	368	56/57
ECU 6505-D		Exhaust - .030 O/S	8	368	56/57
B8S 6505-AA		Exhaust - standard - ⊕EDG-6505-E	8	430	58/59
B8S 6505-AB		Exhaust - .003 O/S - ⊕EDG-6505-F	8	430	58/59
B8S 6505-AC		Exhaust - .015 O/S - ⊕EDG-6505-G	8	430	58/59
B8S 6505-AD		Exhaust - .030 O/S - ⊕EDG-6505-H	8	430	58/59

# Engine

GROUP AND PART NUMBER	DESCRIPTION, SIZE, ETC.	NO. REQ'D	MODEL OR ENGINE CUBIC INCH DISPLACEMENT	YEAR 19__
<b>6507 VALVE</b>				
EAD 6507-N	Intake - standard	8	368	56/57
EAD 6507-R	Intake - .003 O/S	8	368	56/57
EAD 6507-S	Intake - .015 O/S	8	368	56/57
EAD 6507-T	Intake - .030 O/S	8	368	56/57
EDJ 6507-F	Intake - standard - 30° valve seat - intake valve seat dia. 2.120" - use with cylinder heads with intake seat angle of 30° and dia. of 2.120"	8	430	58
EDJ 6507-H	Intake - .003 O/S - 30° valve seat - intake valve seat dia. 2.120" - use with cylinder heads with intake seat angle of 30° and dia. of 2.120"	8	430	58
EDJ 6507-J	Intake - .015 O/S - 30° valve seat - intake valve seat dia. 2.120" - use with cylinder heads with intake seat angle of 30° and dia. of 2.120"	8	430	58
EDJ 6507-K	Intake - .030 O/S - 30° valve seat - intake valve seat dia. 2.120" - use with cylinder heads with intake seat angle of 30° and dia. of 2.120"	8	430	58
EDG 6507-F	Intake - standard - 30° valve seat - intake valve seat dia. 2.060" - use with cylinder heads with intake seat angle of 30° and dia. of 2.060" - use with B8S-6049-A head	8	430	58
EDG 6507-H	Intake - .003 O/S - 30° valve seat - intake valve seat dia. 2.060" - use with cylinder heads with intake seat angle of 30° and dia. of 2.060" - use with B8S-6049-A head	8	430	58
EDG 6507-J	Intake - .015 O/S - 30° valve seat - intake valve seat dia. 2.060" - use with cylinder heads with intake seat angle of 30° and dia. of 2.060" - use with B8S-6049-A head	8	430	58
EDG 6507-K	Intake - .030 O/S - 30° valve seat - intake valve seat dia. 2.060" - use with cylinder heads with intake seat angle of 30° and dia. of 2.060" - use with B8S-6049-A head	8	430	58
B9S 6507-AA	Intake - standard - 45° valve seat - use with cylinder heads with intake seat angle of 45° only - @B9ME-6507-F or G	8	430	58/59
B9ME 6507-N	Intake - .003 O/S - 45° valve seat - use with cylinder heads with intake seat angle of 45° only	8	430	58/59
B9S 6507-AC	Intake - .015 O/S - 45° valve seat - use with cylinder heads with intake seat angle of 45° only - @B9ME-6507-J	8	430	58/59
B9S 6507-AD	Intake .030 O/S - 45° valve seat - use with cylinder heads with intake seat angle of 45° only - @B9ME-6507-K	8	430	58/59
<b>6-6507 SNAP RING (VALVE TAPPET)</b>				
EAD 68507-B		16	368	56/57
<b>6513 SPRING (VALVE)</b>				
ECU 6513-A	1-1/32" I.D. x 2-1/8" free length - (7) coils	16	368	56/57
PB8M 6513-B	Brown - use with EDJ-6250-A camshaft - @5750054	16	430-4V	58
B8S 6513-A	Maroon - two piece design includes valve spring and valve spring damper - use with all camshafts except EDJ-6250-A - @5750053	16	430	58/59



# Engine

GROUP AND PART NUMBER	DESCRIPTION, SIZE, ETC.	NO. REQ'D	MODEL OR ENGINE CUBIC INCH DISPLACEMENT	YEAR 19__
<b>6514 RETAINER (VALVE SPRING)</b>				
EBU 6514-B	3/8" I. D. x 1-11/32" O. D. flange 1/2" wide	16	368	56/57
B8S 6514-A	⊕EDG-6514-B	16	430	58/59
<b>6515 SPACER (VALVE SPRING)</b>				
B3Q 6515-A	.030" thick - ⊕EAD-66514-A	AR	368	56/57
EDG 66514-A	.030" thick - use (2) in place of EDG-66514-B - .060" thick	AR	430	58
B8S 6515-A	.030" thick - ⊕5752206	AR	430	59
<b>6517 SLEEVE (VALVE SPRING RETAINER)</b>				
EBU 6517-B	Use with EBU-6514-B - retainer only	16	368	56/57
B8S 6517-A	⊕EDG-6517-C	16	430	58/59
<b>6518 KEY (VALVE SPRING RETAINER)</b>				
7HA 6518	11/32" I. D. x 3/8" long	32	368	56/57
B8A 6518-A	⊕EDC-6518-B	32	430	58/59
<b>6519 COVER (VALVE PUSH ROD)</b>				
B6Q 6519-A	⊕ECU-6519-A	1	368	56/57
COME 6519-B	(a) 1	1	430	58/59
50822-S	Screw and washer assy. -pan hd. -5/16"-18 x 5/8"-attach push rod cover assy. cylinder block and cylinder head assy.	16	a	
<b>6521 GASKET (PUSH ROD COVER)</b>				
B9T 6521-A	Also serviced in 6008, 6014 and 6079 kits - ⊕ECS-6521-A	1	368	56/57
COME 6521-A	Also serviced in 6008 and 6079 kits	1	430	58/59
B9JE 6521-A	Use on export vehicles with low octane fuel adaptor kit only	1	430	59
<b>6524 BAFFLE (VALVE SPRING OIL)</b>				
EAD 6524-C	3-3/32" long	8	368	56/57
<b>6531 SUPPORT (VALVE ROCKER ARM SHAFT)</b>				
B4Q 6531-A	Front - ⊕EAD-6531-B	8	368	56/57
B8E 6531-A	Front - ⊕EDF-6531-A (a)	8	430	58/59
34942-S7	Lockwasher-external tooth-3/8"	8	a	
356500-S100	Washer-flat-13/32" I. D. x 1" O. D. -valve rocker arm supports to cylinder head assembly	8	a	
370613-S8	Bolt-hex. hd. -3/8"-16 x 2-7/8"-valve rocker arm supports to cylinder head assembly	8	a	
<b>6549 SCREW (VALVE ROCKER ARM ADJUSTING)</b>				
B6A 6549-A	Used prior to 5-15-56 - ⊕ECG-6549-A	16	368	56
B6A 6549-C	Used with arm ECU-6564-B and ECU-6576-B	16	368	56/57
<b>6552 NUT (VALVE ROCKER ARM ADJUSTING)</b>				
EAA 6552-A	Hex. -7/16"-20	16	368	56
<b>6563 SHAFT (VALVE ROCKER ARM)</b>				
B4Q 6563-A	⊕EAD-6563-C	2	368	56/57
B8S 6563-A	⊕EDG-6563-B	2	430	58/59
<b>6564 ARM (VALVE ROCKER)</b>				
B7LY 6564-A	R. H. - ⊕ECU-6529-B	8	368	56/57
ECU 66530-B	L. H.	8	368	56/57
B8A 6564-C	⊕5751440-3	16	430	58/59

# Engine

GROUP AND PART NUMBER	DESCRIPTION, SIZE, ETC.	NO. REQ'D	MODEL OR ENGINE CUBIC INCH DISPLACEMENT	YEAR 19____
<b>6565 ROD (VALVE PUSH)</b>				
ECU 6565-B	When used for models prior to 5-15-56 use B6A-6549-A adjusting screw - after 5-15-56 use B6A-6549-C	16	368	56/57
B8S 6565-BA	Use for export vehicles with low octane fuel adaptor kit only	16	430	58/59
B8S 6565-AA	Standard - ⊕EDG-6565-C	16	430	58/59
B8S 6565-AB	.060 U/S - ⊕5750272	16	430	58/59
PB8M 6565-C	.060 O/S - ⊕5752222	16	430	58/59
<b>6570 SEAL (VALVE ROCKER ARM COVER STUD)</b>				
B9A 6570-A	1" O.D. x 21/64" I.D. - also serviced in 6008, 6014 and 6079 kits - ⊕ECU-6570-A	4	368	56/57
<b>6571 SEAL (VALVE STEM)</b>				
ECU 6571-A	Also serviced in 6008, 6014 and 6079 kits	16	368	56/57
B8S 6571-A	13/16" high - intake valves - also serviced in 6008 and 6079 kits - ⊕EDG-6571-A	8	430	58/59
B8S 6571-B	17/32" high - exhaust valves - also serviced in 6079 kits - ⊕5752149	8	430	58/59
<b>6572 PLUG (VALVE ROCKER ARM SHAFT)</b>				
EAA 6572-A	17/32" O.D. x 13/64" thick	4	368, 430	56/59
<b>6573 STIFFENER (VALVE ROCKER ARM SUPPORT)</b>				
B4Q 6573-A	⊕EAD-6575-B	8	368	58/57
<b>6581 TUBE (VALVE ROCKER ARM OIL OUTLET)</b>				
B4Q 6581-A	⊕EAD-6581-B	2	368	56/57
<b>6582-3 COVER (VALVE ROCKER ARM)</b>				
EAD 6582-C		2	368	56
B9TE 6583-H		2	368	56/57
EDJ 6582-A		(a) 2	430-4V	58
B9LE 6582-A	Use FEU-12297-B spark plug wire separator	(b) 2	430-4V	59
50822-S	Screw and washer assy. - pan hd. - 5/16"-18 x 5/8"-to attach valve rocker arm cover assy. to cylinder head assy.	12	a	
359593-S8	Bolt-5/16"-18 x 5/8"-cover, valve rocker arm to cylinder head	12	b	
<b>6584 GASKET (VALVE ROCKER ARM COVER)</b>				
ECS 6584-A	Also serviced in 6008 and 6014 kits	2	368	58/57
B8E 6584-A	Also serviced in 6008 and 6079 kits - ⊕EDG-6584-A	2	430	58
B9ME 6584-C	Also serviced in 6008 and 6079 kits	2	430	59
<b>6587 SPRING (VALVE ROCKER ARM LOCATING)</b>				
B6A 6587-A	Effective approximate 3-16-56 - ⊕ECG-6587-S	6	368	56/57
B8A 6587-B	3.73" free length - ⊕EDC-6587-B	6	430	58/59
<b>6589 GROMMET (VALVE PUSH ROD COVER STUD)</b>				
EAA 6589-B	Rubber - 1/32" I.D. x 27/32" O.D. x 1/4" wide - also used for P/S oil reservoir cover - also serviced in 6014 kit	2	368	56/57
<b>6590 WASHER (VALVE ROCKER &amp; SHAFT)</b>				
EAA 6590-A	Washer - 1-1/4" O.D. x 51/64" I.D. x 1/16" thick	8	368	56/57
B8A 6590-A	Washer - 7/8" I.D. x 1-5/16" O.D. x 1/16" thick - ⊕EDC-6590-A	(a) 8	430	58/59
72044-S	Cotter pin-1/8" x 1-1/8"-valve rocker arm shaft washer to valve rocker arm shaft	4	a	

# Engine

GROUP AND PART NUMBER	DESCRIPTION, SIZE, ETC.	NO. REQ'D	MODEL OR ENGINE CUBIC INCH DISPLACEMENT	YEAR 19__
<b>6598 WASHER (VALVE ROCKER ARM SHAFT SPRING)</b>				
EAA 6598-A	13/16" I. D. x 1-1/8" O. D.	4	368	56/57
B8A 6598-A	7/8" I. D. x 1-3/16" O. D. x .008" thick - (a) ⊕EDC-6598-B	4	430	58/59
72044-S	Cotter pin-1/8" x 1-1/8"-valve rocker arm shaft washer to valve rocker arm	4	a	
<b>6600 PUMP (OIL)</b>				
B9AE 6600-E	Used with hex. type intermediate shaft (a)	1	368	57
B9AE 6600-C	Use without attached vacuum pump - ⊕5750842	1	430	58
COME 6600-A	Used on models equipped with oil and vacuum pump only (b)	1	430	58/59
20446-S8	Bolt-hex. hd. -5/16"-18 x 1-3/8"-oil pump assy. to cylinder block	3	a	
34826-S7	Lockwasher-5/16"-oil pump assy. to cylinder block	3	a	
43519-S8	Bolt-3/8"-16 x 1-1/8"-to attach oil pump to cylinder block	2	b	
<b>6608 GEAR (OIL PUMP DRIVE &amp; VACUUM)</b>				
B6Q 6608-A	⊕EBJ-6608-A	1	368	56/57
B8A 6608-A	Not required with oil and vacuum pump assy. ⊕EDC-6608-A	1	430	58
<b>6610 GEAR (OIL PUMP DRIVEN)</b>				
EAD 6610-A		1	368	56/57
<b>6615 SCREEN COVER &amp; INLET TUBE (OIL PUMP)</b>				
EAD 6615-B		1	368	56/57
<b>6616 COVER (OIL PUMP)</b>				
B6Q 6616-C	Without screen - used with rotor type oil pump - ⊕EBJ-6616-C (a)	1	368	56/57
B8A 6616-C	Not required with oil and vacuum pump - (b) ⊕5750843	1	430	58
42789-S	Screw and washer assy. -hex. hd. -5/16"-18 x 3/4"-screen and cover assy. to oil pump	2	b	
42846-S8	Screw and lockwasher assy. -hex. hd. -5/16"-18 x 7/8"-oil pump cover to oil pump body	4	a	
43263-S	Screw and lockwasher-1/4"-20 x 5/8"-hex. hd. -oil pump cover to oil pump assy.	4	b	
<b>6616 PLATE (VACUUM PUMP LOCK)</b>				
B8S 6616-A	Used with oil and vacuum pump - partly curved - ⊕5750179 (a)	1	430	58/59
B8S 6616-B	Used with oil and vacuum pump - flat - ⊕5750585 (a)	1	430	58/59
358511-S	Screw and lockwasher-hex. hd. -1/4"-20 x 2-1/2"	4	a	
<b>6A616 PLUG (OIL PUMP RELIEF VALVE)</b>				
COAE 6A616-A	Cup - expansion - .560" dia. - .568" dia. x .361" width	1	430	58/59
370724-S	Cup-expansion-.554" dia. -.574" dia. x .196" width	1	430	58/59
<b>6A618 SHAFT (OIL PUMP INTERMEDIATE)</b>				
B9T 6A618-A	⊕B9TE-66627-A	1	368	56/57
B8MY 6A618-A	1/4" hex. x 8-29/32" long - use on pumps without vacuum unit - ⊕EDG-66627-A	1	430	58
B9SZ 6A618-A	1/4" hex. x 11-1/16" long - use on oil vacuum pump units - ⊕5751676 or ⊕5752541, EB8S-6627-A	1	430	58/59

# Engine

GROUP AND PART NUMBER	DESCRIPTION, SIZE, ETC.	NO. REQD	MODEL OR ENGINE CUBIC INCH DISPLACEMENT	YEAR 19__
<b>6619 GASKET (OIL PUMP COVER)</b>				
B6Q 6619-A	Used on rotor oil pump - also serviced in 6008 kit - ⊕COAE-6619-A	1	368	56/57
<b>6622 SCREEN COVER &amp; INLET TUBE (OIL PUMP)</b>				
EAD 6622-A	New design	1	368	56/57
COME 6622-A		1	430	58
B9ME 6622-C	(a)	1	430	59
20310-S8	Bolt-hex. hd. -5/16"-18 x 1/2"-to attach screen and cover assy. to oil pump	2	a	
34941-S7	Washer-external tooth-5/16"	2	a	
<b>6623 SCREEN (OIL PUMP)</b>				
41A 6623		1	368	56/57
<b>6625 GASKET (OIL PUMP INLET TUBE FLANGE)</b>				
B4A 6625-A	Fiber - 1" I. D. x 2" x 2-1/4" square - also serviced in 6008, 6013 and 6675 kit - ⊕EAD-6625-C	1	368	56/57
<b>6626 GASKET (OIL PUMP COVER TO INLET TUBE FLANGE)</b>				
B8A 6626-A	Also serviced in 6008 kit - ⊕EDC-6626-A	1	430	58/59
<b>6628 SPRING (OIL PUMP SCREEN)</b>				
EAD 6628-A	5-5/16" approx. overall length - 3/32" steel wire	1	368	56/57
<b>6629 RING (OIL PUMP INTERMEDIATE SHAFT RETAINER)</b>				
B5A 6629-A	Slotted 27/64" I. D. x 5/8" O. D. - ⊕ECG-66628-B	1	368	56/57
B8A 6629-A	⊕EDC-66628-A	1	430	58/59
<b>6-6634 TUBE (VACUUM PUMP TO BLOCK)</b>				
EDG 66634-A	Used with oil and vacuum pump - use with fitting 87974-S	(a) 1	430	58
B9EM 66634-A	Used with oil and vacuum pump	(b) 1	430	59
87375-S	Elbow 90° - 1/4"-18 x 7/16"-24-inverted flared tube fitting attach vacuum pump to block tube assy.	1	a	
87384-S	Elbow 90° - 3/8"-14 x 5/8"-18-to attach vacuum pump tube to vacuum pump	1	a, b	
87965-S	Connector 5/16"-1/4" x 1/2"-20- inverted flared tube fitting-attach vacuum pump tube assy. to cylinder block	1	a	
87974-S	Connector-3/8"-1/4" x 5/8"-18-attach vacuum pump tube assy. to cylinder block	1	a, b	
<b>6A636 GASKET (OIL FILTER ADAPTOR TO CYLINDER BLOCK)</b>				
B9SZ 6A636-A	Also serviced in 6008 kit - ⊕5750028, ⊕B8S-6838-A	1	430	58/59
<b>6639 TUBE (OIL PAN TO OIL PUMP)</b>				
EAD 6639-B		1	368	56/57
<b>6643 SEAL (OIL PUMP INLET TUBE)</b>				
B4A 6643-A	Rubber - 25/32" I. D. x 29/32" O. D. - also serviced in 6008, 6013 and 6675 kit - ⊕EAD-66643-C	1	368	56/57
<b>6648 GASKET (OIL PAN TO OIL PUMP TUBE FLANGE)</b>				
B4A 6648-A	Also serviced in 6008, 6013 and 6675 kit - ⊕EAD-6648-C	1	368	56/57

# Engine

GROUP AND PART NUMBER	DESCRIPTION, SIZE, ETC.	NO. REQ'D	MODEL OR ENGINE CUBIC INCH DISPLACEMENT	YEAR 19____
<b>6659 GASKET (OIL PUMP TO BLOCK)</b>				
B6Q 6659-A	Used with rotor type oil pump - also serviced in 6008, 6013 and 6675 kit - ⊕EBJ-6659-B	1	368	56/57
B9ME 6659-A	Also serviced in 6008 kit	1	430	58/59
<b>6666 NUT (OIL RELIEF VALVE)</b>				
EAA 6666-A		1	368	56/57
<b>6669 GASKET (OIL PUMP RELIEF VALVE)</b>				
8EL 6669	41/64" I. D. x 7/8" O. D. x 3/64" thick - also serviced in 6008 kit	1	368	56/57
<b>6A669 BAFFLE (VALVE PUSH ROD VENTILATION)</b>				
B8MY 6A669-A	⊕ED-EDG-66791-A, EB8MY-66791-A (a)	1	430	58/59
370722-S	Screw-No. 4 - 1/4" grooved-baffle to cylinder block	3	a	
<b>6670 SPRING (OIL PUMP RELIEF VALVE)</b>				
B6Q 6670-B	Use with rotor oil pump - ⊕ECG-6670-A	1	368	56/57
B8A 6670-A	(14) coils - approximate free length 1.89" - .468" O. D. - ⊕EDC-6670-B	1	430	58/59
B9AE 6670-A	(20) coils - approximate free length 2.34" - .468" O. D.	1	430	58/59
<b>6673 NUT (OIL PAN TO OIL PUMP TUBE)</b>				
EAD 6673-A	Compression - 1"-18	1	368	56/57
<b>6674 PLUNGER (OIL PUMP RELIEF VALVE)</b>				
B9AE 6674-C	Used with rotor type oil pump	1	368	56/57
B9AE 6674-A		1	430	58/59
<b>6675 PAN (OIL)</b>				
EAD 6675-D		1	368	56/57
B8S 6675-B	⊕EDJ-6675-A (a)	1	430	58
B9ME 6675-A		1	430	59
20326-S7	Bolt-hex. washer hd. lock-5/16"-18 x 5/8"-oil pan to cyl. block & cyl. front cover	16	b	
358991-S	Bolt-with nylon pellet-5/16"-18 x 3/4"-hex. locking-oilpan assy. to cylinder block and front cover	1	a	
<b>6675 KIT (ENGINE GASKET LOWER)</b>				
HGK 6675-A	Consists of the following - (2) ECU-6336-A seal (1) LE-6411-A seal (1) B4A-6625-A gasket (1) B4A-6643-A seal (1) B4A-6648-A gasket (2) B4Q-6701-A seal (1) B4Q-6710-A gasket (1) EBU-6734-A gasket (1) B5A-9417-A gasket	1	368	56
HJK 6675-A	Consists of the following - (2) B6Q-6336-A seal (1) LE-6411-A seal (2) B8E-6701-A seal (1) B8E-6710-A gasket (1) EBP-6734-A gasket	1	430	58
<b>6698 SEAL (OIL PAN TO OIL PUMP TUBE)</b>				
B4A 6698-A	Also serviced in 6013 kit - ⊕EAD-6668-B	1	368	56/57

# Engine

GROUP AND PART NUMBER	DESCRIPTION, SIZE, ETC.	NO. REQ'D	MODEL OR ENGINE CUBIC INCH DISPLACEMENT	YEAR 19__
<b>6700 SEAL (CRANKSHAFT FRONT OIL)</b>				
B9TE 6700-A	2-9/16" O. D. x 1-53/64" I. D. x 5/16" thick - also serviced in 6008, 6013 and 6059 kit - not used when crankshaft driven P/S pump is installed	1	368, 430	56/59
<b>6701 SEAL (CRANKSHAFT REAR OIL)</b>				
B4Q 6701-A	5-1/2" long - also serviced in 6008, 6013 and 6675 kit	2	368	56/57
B8E 6701-A	Also serviced in 6008 and 6675 kit - ⊕EDF-6701-A	2	430	58/59
<b>6710 GASKET (OIL PAN)</b>				
B9T 6710-A	Also serviced in 6008, 6013 and 6675 kits - ⊕ECS-6710-A	1	368	56/57
B8E 6710-A	Also serviced in 6008 and 6675 kits - ⊕EDF-6710-A	1	430	58
COME 6710-A	Also serviced in 6008 kit	1	430	58/59
<b>6713 PUMP - VACUUM (OIL &amp; VACUUM PUMP)</b>				
EDG 6713-A	(a)	1	430	58
PB8M 17150-A	⊕5750178	1	430	58
B9ME 6713-B	Not required on models equipped with electric windshield wipers	(b) 1	430	59
34805-S	Washer-lock-1/4"-attach vacuum pump assy. to oil pump body	4	a	
45510-S	Bolt-hex. hd. -1/4"-20 x 2-1/4"-attach vacuum pump assy. to oil pump body	3	a	
45518-S	Bolt-hex. hd. -1/4"-20 x 2-1/2"-attach vacuum pump assy. to oil pump body	1	a	
372271-S8	Bolt-hex. hd. -1/4"-20 x 2.88"	4	b	
<b>6714 FILTER (OIL FILTER ELEMENT DISPOSAL TYPE)</b>				
B9AE 6714-B	On 1956-57 models also use 6882 conversion kit	1	368, 430	56/59
<b>6730 PLUG (OIL PAN DRAIN)</b>				
8HA 6730	Use with 86H-6734 gasket	1	368	56/57
B7A 6730-A	⊕EBP-6730-A ☆Use with EAD-6675-E oil pan for 1956-57	1	368☆, 430	56/59
<b>6731 KIT (OIL FILTER ELEMENT &amp; GASKET)</b>				
B2MY 6731-A	Consists of the following - (1) B9TE-6744-B element (1) EAA-6746-A gasket (1) EAA-6749-A gasket (1) EAA-6838-A gasket	1	368	56/57
<b>6734 GASKET (OIL PAN DRAIN PLUG)</b>				
86H 6734	57/64" I. D. x 1-3/16" O. D. - also serviced in 6008, 6013 and 6675 kits	1	368	56/57
EBP 6734-A	Nylon - 1/2" I. D. x 3/4" O. D. - also serviced in 6008, 6013 and 6675 kit ☆Use with EAD-6675-E oil pan for 1956-57	1	368☆, 430	56/59
<b>6737 COVER (OIL FILTER)</b>				
EAA 6737-B	Used with element type oil filter	1	368	56/57
<b>6741 BOLT &amp; VALVE (OIL FILTER CENTER)</b>				
B2A 6741-A	Used with element type oil filter - ⊕EAA-66741-C	1	368	56/57

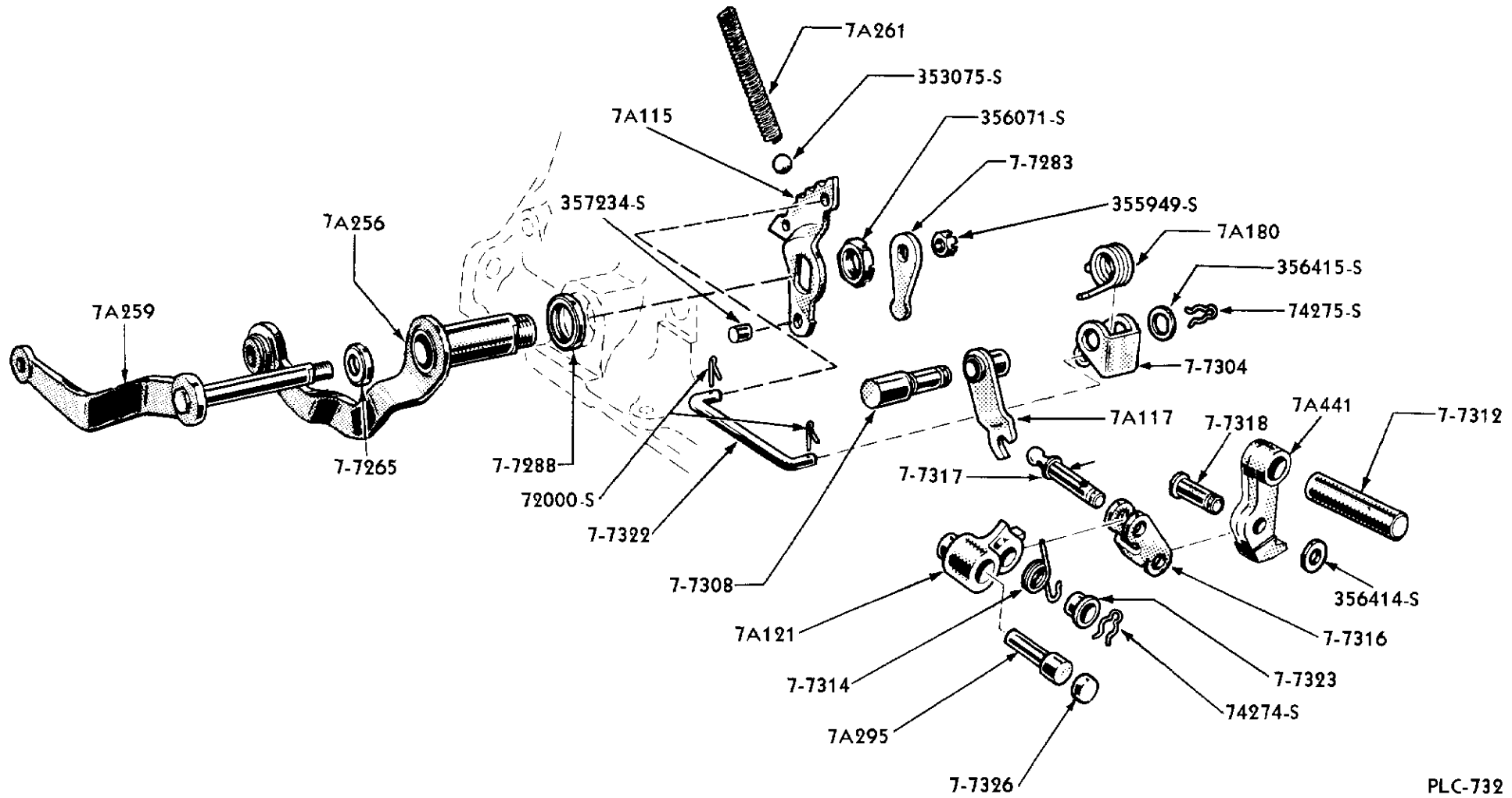
# Engine

GROUP AND PART NUMBER	DESCRIPTION, SIZE, ETC.	NO. REQ'D	MODEL OR ENGINE CUBIC INCH DISPLACEMENT	YEAR 19__
<b>6744 ELEMENT (OIL FILTER)</b>				
EAA 6744-A	NS-serviced in 6731 kit	1	368	56/57
<b>6746 GASKET (OIL FILTER ELEMENT)</b>				
EAA 6746-A	NS-serviced in 6731 kit	1	368	56/57
<b>6749 GASKET (OIL FILTER CENTER BOLT TO COVER)</b>				
EAA 6749-A	Fiber - 49/64" I.D. x 1-3/16" O.D. x 1/16" thick used with element type oil filter - also serviced in 6731 kit	1	368	56/57
<b>6750 INDICATOR (OIL LEVEL)</b>				
EAD 6750-A	29" overall length	1	368	56
EAD 6750-D	Used with air conditioning	1	368	56
ECU 6750-C	Has handle and shield painted gold bronze used with EAD-6754-A	1	368	57
ECU 6750-D	Used with a/cond. -used with ECU-6754-A	1	368	57
ECU 6750-H	Used with ECU-6754-C and air conditioning	1	368	56/57
PB8M 6750-A	Use with PB8M-6754-A tube when replacing EDF-6750-A on early models - Ⓢ5750573	1	430	58
PB9M 6750-B	Ⓢ5752243	1	430	59
<b>6751 DIAPHRAGM (OIL FILTER)</b>				
B4A 6751-B	Used with element type oil filter - ⓈEBU-66751-B	1	368	56/57
<b>6754 TUBE (OIL LEVEL INDICATOR)</b>				
ECU 6754-A	Used with air conditioning	1	368	56
ECU 6754-B	Used with air conditioning	1	368	57
EAD 6754-A	Used with ECU-6750-C	1	368	56/57
EDF 6754-A	(a)	1	430	58
PB8M 6754-A	Use with PB8M-6750-A indicator when replacing EDF-6754-A on early 1958 models- Ⓢ5750574	1	430	58/59
20408-S	Bolt-hex, hd. -3/8"-16 x 1-1/8"-oil level indicator tube assy. and water pump to cylinder block	1	a	
34827-S	Lockwasher-3/8"-oil level indicator tube assy. and water pump to cylinder block	1	a	
<b>6758 TUBE ASSEMBLY (CRANKCASE VENTILATION)</b>				
ECU 6758-A		1	368	56/57
<b>6759 TUBE (CRANKCASE VENTILATION)</b>				
B8E 6759-A	ⓈEDG-6759-A	1	430	58
B9S 6759-A	Ⓢ5752380	1	430	59
<b>6763 PIPE (OIL FILLER)</b>				
EDF 6763-A		1	430	58/59
<b>6766 CAP (OIL FILLER)</b>				
ECU 6766-D		1	368	56/57
ECU 6766-C	Painted gold bronze	1	368	57
B8S 6766-A	Painted black - Ⓢ5752053	1	430	58/59
<b>6767 CAP (BREATHER ENGINE VENTILATION)</b>				
B6Q 6767-A	Painted black - ⓈECT-66766-A	1	368	57
<b>6769 SEAL (VALVE PUSH ROD COVER VENTILATION TUBE)</b>				
B8S 6769-A	Cork and rubber - also serviced in 6008 and 6079 kits - Ⓢ5751385	1	430	58/59
<b>6789 GASKET (OIL FILLER &amp; BREATHER CAP)</b>				
EAA 6789-A		1	368	56/57

# Engine

GROUP AND PART NUMBER	DESCRIPTION, SIZE, ETC.	NO. REQ'D	MODEL OR ENGINE CUBIC INCH DISPLACEMENT	YEAR 19__
<b>6838 GASKET (OIL FILTER MOUNTING)</b>				
EAA 6838-A	Fiber - 4-13/32" I.D. x 4-61/64" O.D. x 1/16" thick - used with element and disposable type oil filters - also serviced in 6731 kit	1	368	56/57
<b>6869 COVER (CRANKCASE VENTILATION)</b>				
B8S 6869-A	⊕EDG-6869-A (a)	1	430	58/59
20310-S8	Bolt-5/16"-18 x 1/2"-cover to cylinder block	2	a	
34941-S7	Washer-5/16"	2	a	
<b>6870 GASKET (CRANKCASE VENTILATION COVER)</b>				
B8E 6870-A	Also serviced in 6008 kit - ⊕EDF-6870-A	1	430	58/59
<b>6880 TROUGH (TIMING CHAIN LUBRICATION)</b>				
EAD 6880-B		1	368	56/57
<b>6881 ADAPTOR (OIL FILTER)</b>				
B8E 6881-A	With insert - ⊕EDG-6881-A (a)	1	430	58/59
20386-S	Bolt-hex. hd. -5/16"-18 x 1.00" adaptor to cylinder block	3	a	
34806-S7	Washer-lock-5/16"	3	a	
44722-S8	Washer-flat-5/16"	3	a	
87680-S	Plug-1/4"-18 pipe	2	a	
<b>6882 KIT (DISPOSABLE TYPE OIL FILTER ADAPTOR)</b>				
MGK 6882-A	Consists of the following - (1) EAA-6838-A gasket (1) ECG-66891-B adaptor plate (1) ECG-18292-A connector	1	368	56/57
<b>6889 SPRING (OIL FILTER ELEMENT RETAINER)</b>				
B2A 6889-A	57/64" I.D. x 61/64" free length (4) coils - used with element type oil filter - ⊕EAA-6889-B	1	368	56/57
<b>6890 INSERT (OIL FILTER MOUNTING BOLT)</b>				
B7A 6890-A	Used with disposable oil filter - ⊕ECG-6890-A	1	368	56/57
EAA 6890-C	Steel - 3/4"-16 x 5/8" long - used with element type oil filter	1	368	56/57
B8A 6890-A	⊕EDC-6890-A	1	430	58/59
<b>6-6891 ADAPTOR (OIL FILTER TO CYLINDER BLOCK)</b>				
ECG 66891-A	NS-Serviced in 6882 kit only	1	368	56/57
<b>6898 RETAINER (OIL FILTER ELEMENT)</b>				
B2A 6898-A	Steel - 3/4" I.D. x 1-1/4" O.D. - used with element type oil filter - ⊕EAA-6898-B	1	368	56/57

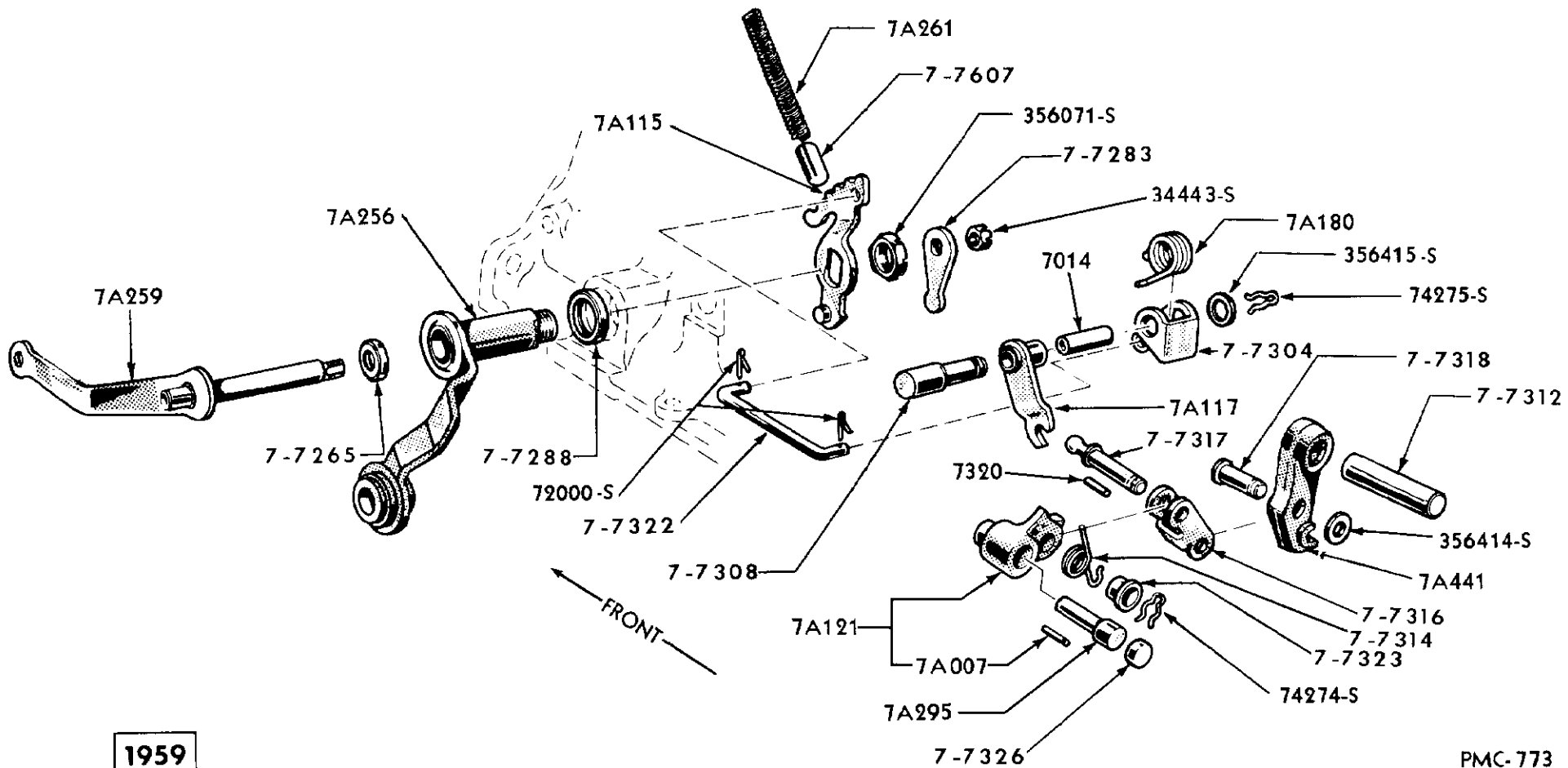




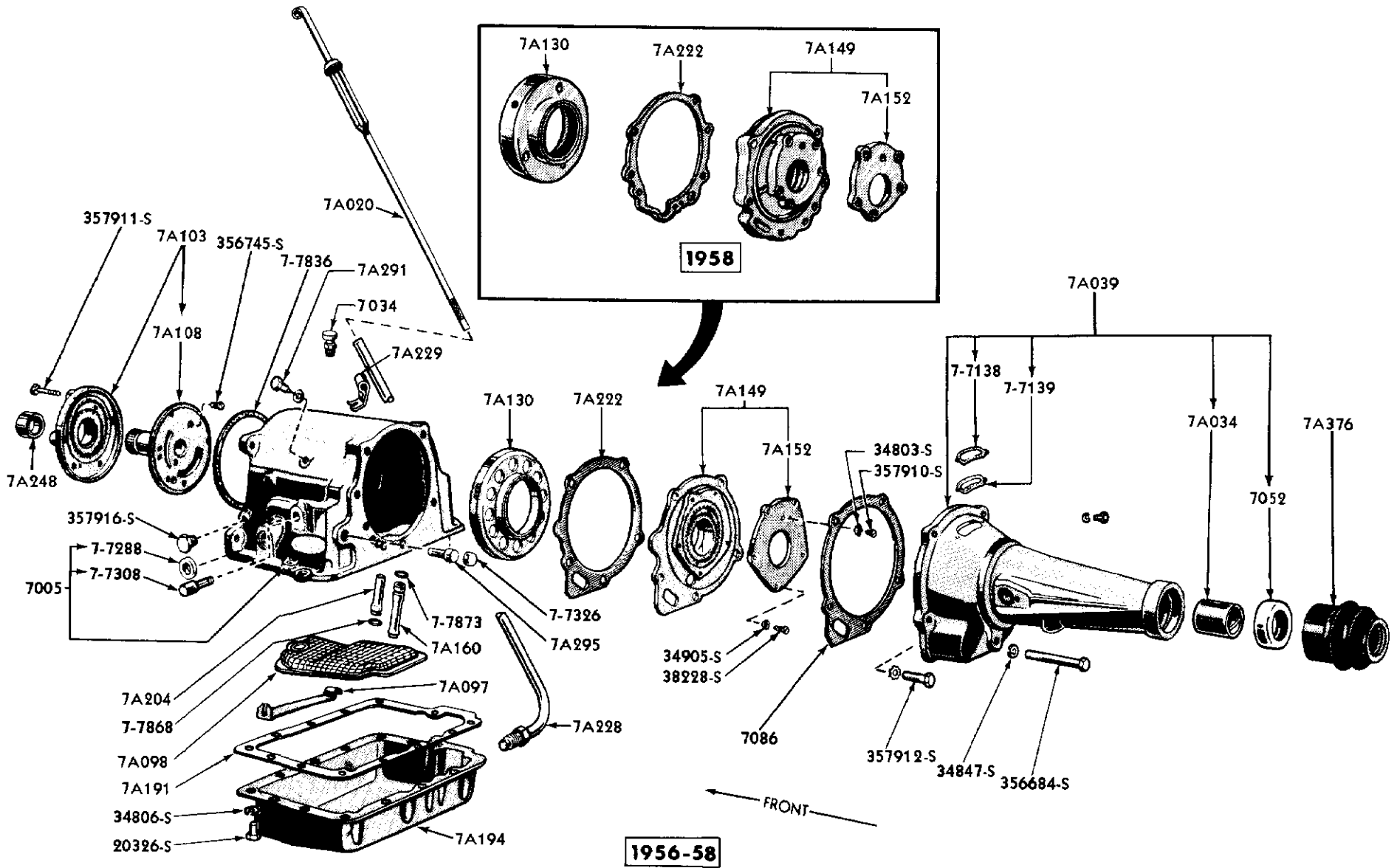
PLC-732

1956-57

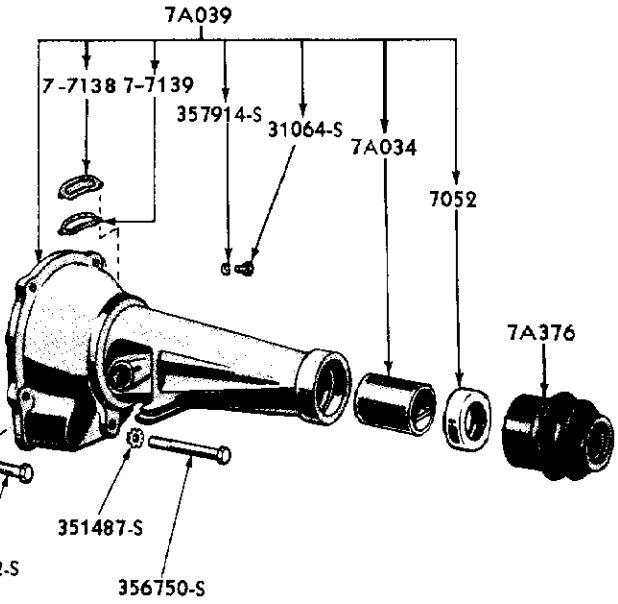
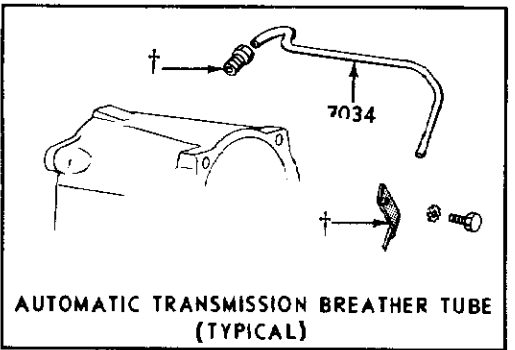
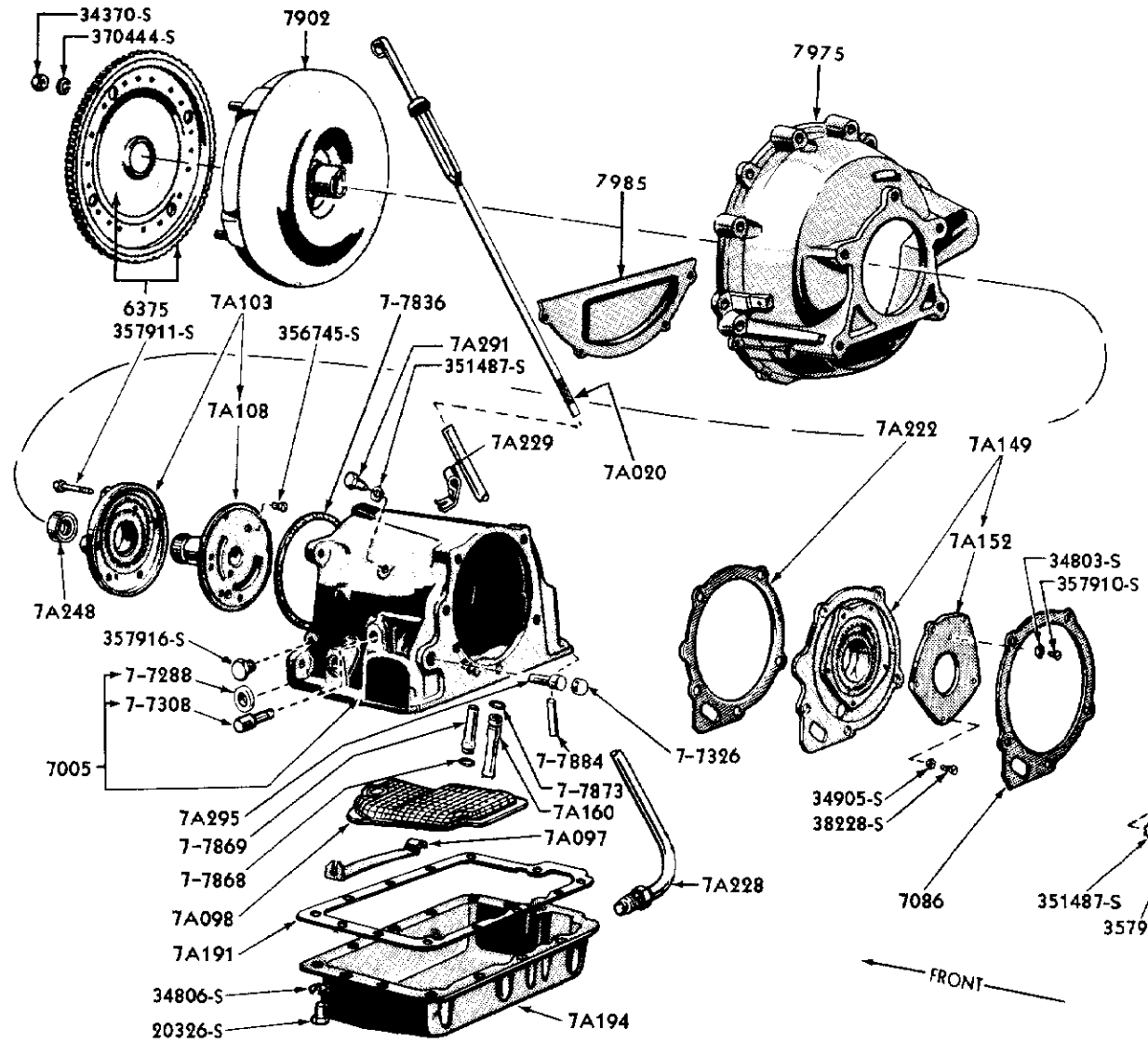
THROTTLE & MANUAL CONTROL LEVERS



THROTTLE & MANUAL CONTROL LEVERS



AUTOMATIC TRANSMISSION CASE & RELATED PARTS - T/D

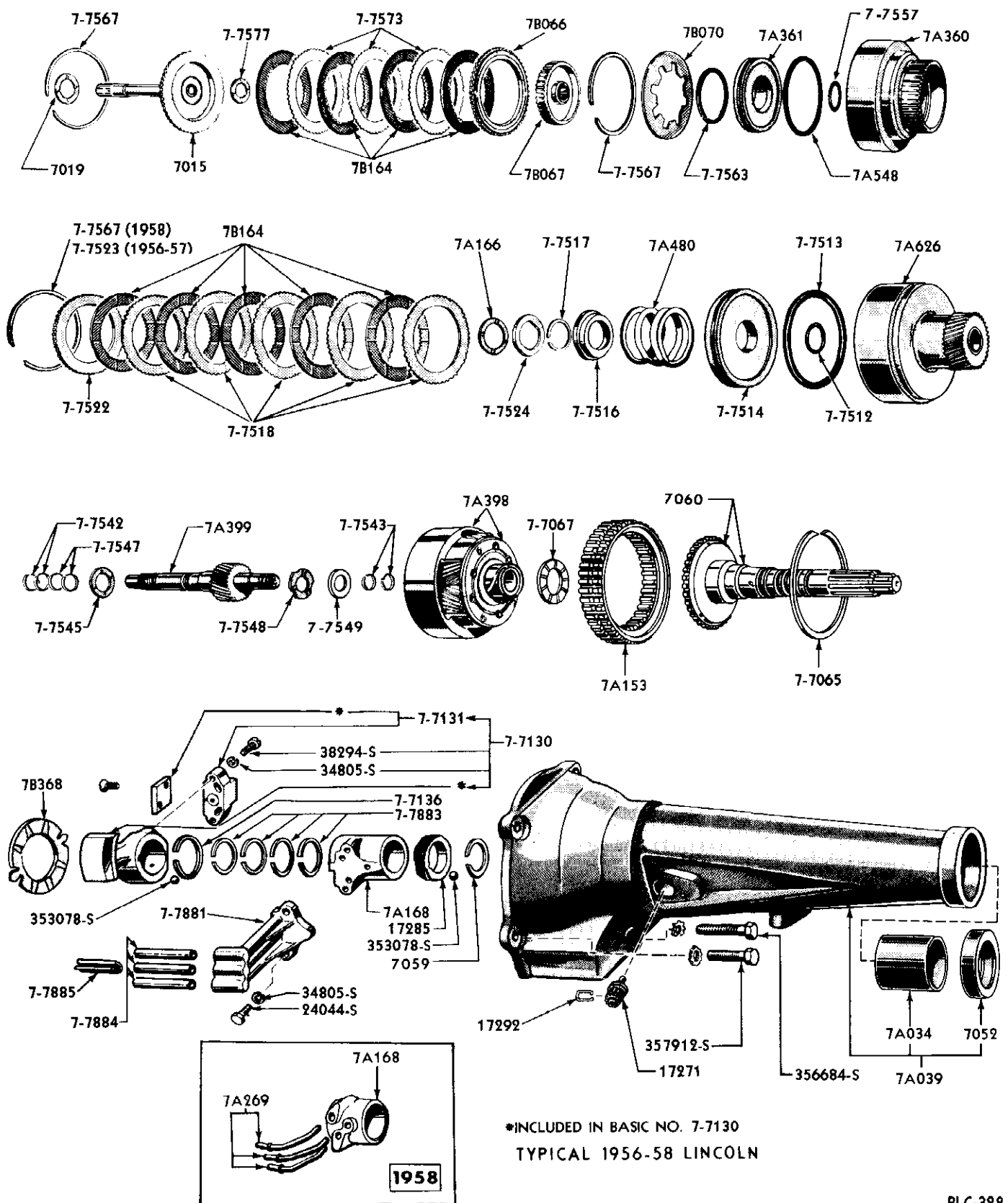


FRONT

1958-60

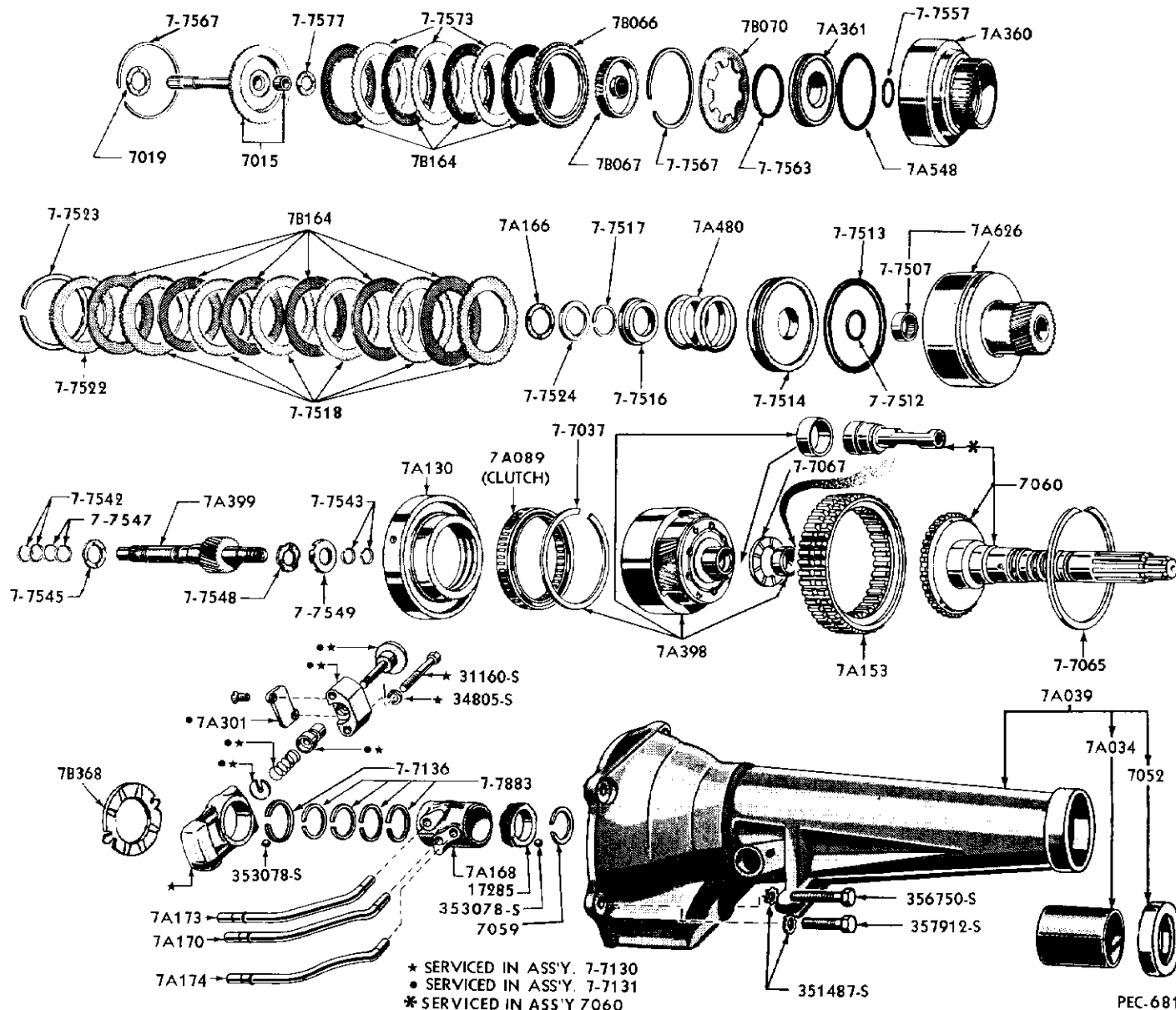
PEC 736

**AUTOMATIC TRANSMISSION CASE & RELATED PARTS - T/R**



PLC-328

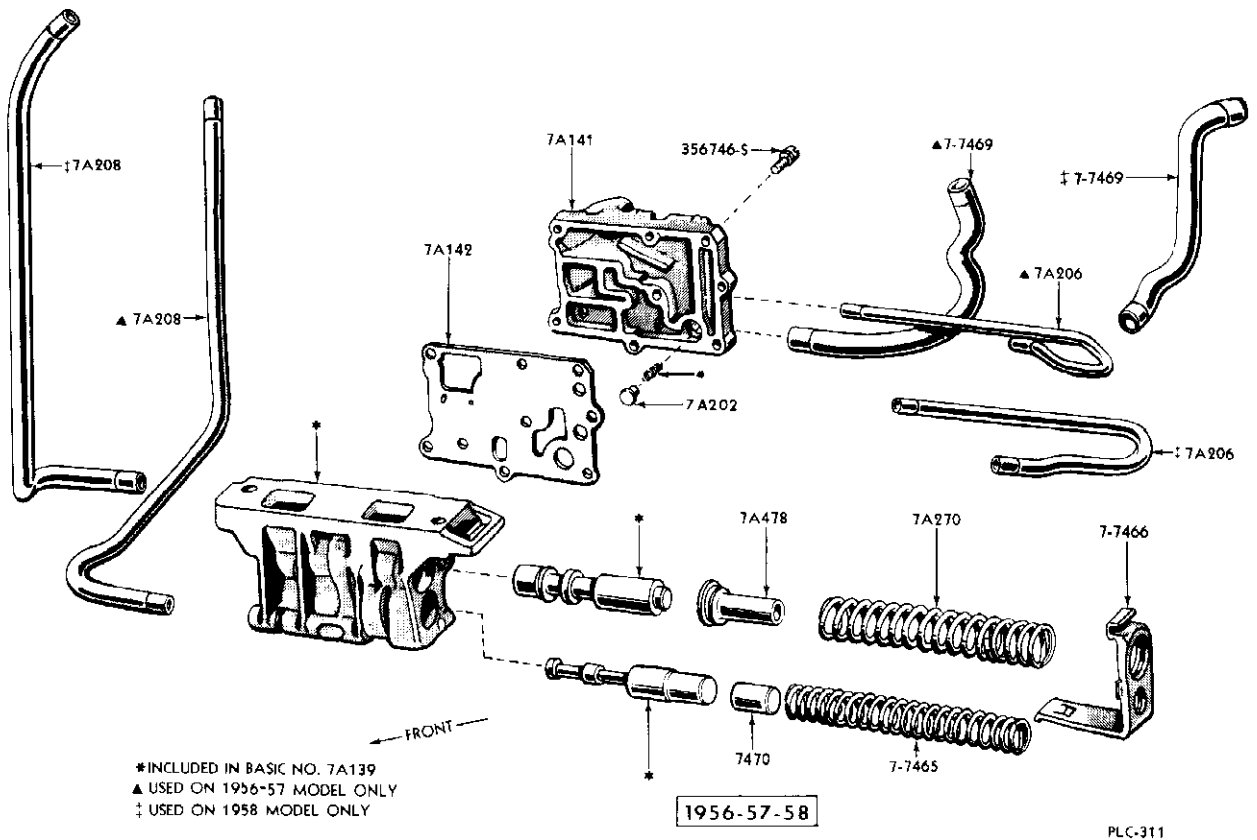
GEAR TRAIN - T/D



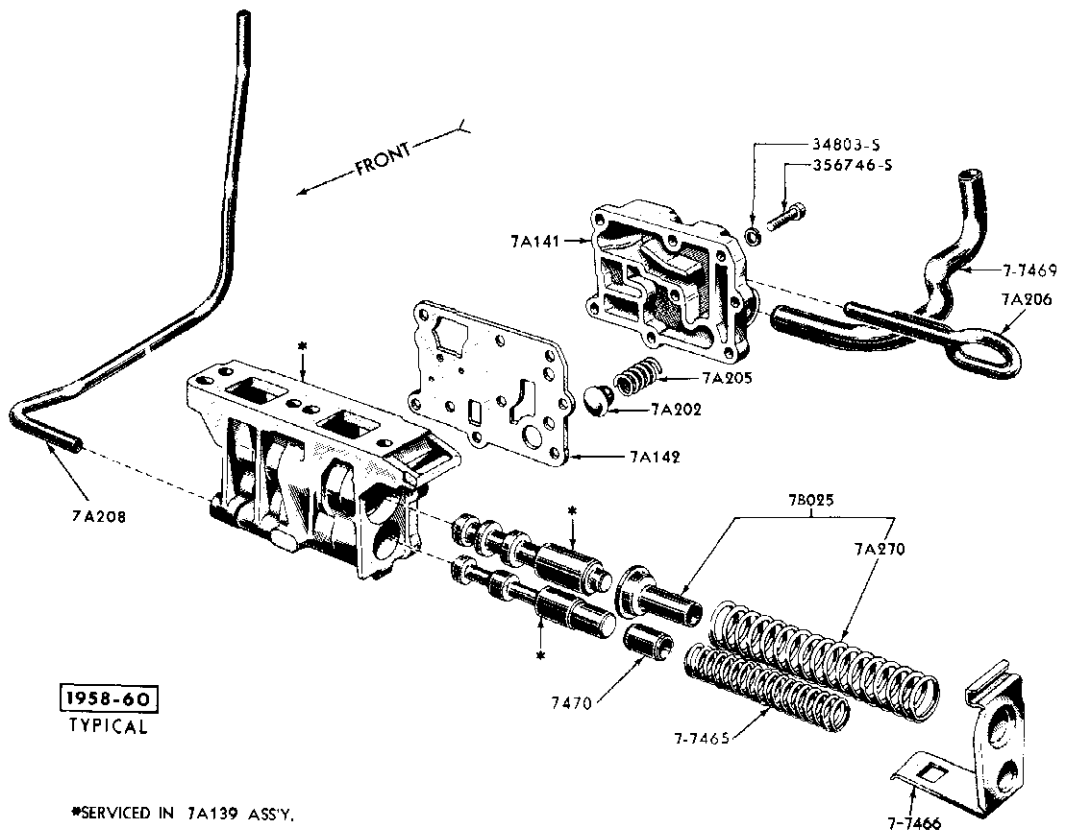
\* SERVICED IN ASS'Y. 7-7130  
 • SERVICED IN ASS'Y. 7-7131  
 \* SERVICED IN ASS'Y 7060

1958-59

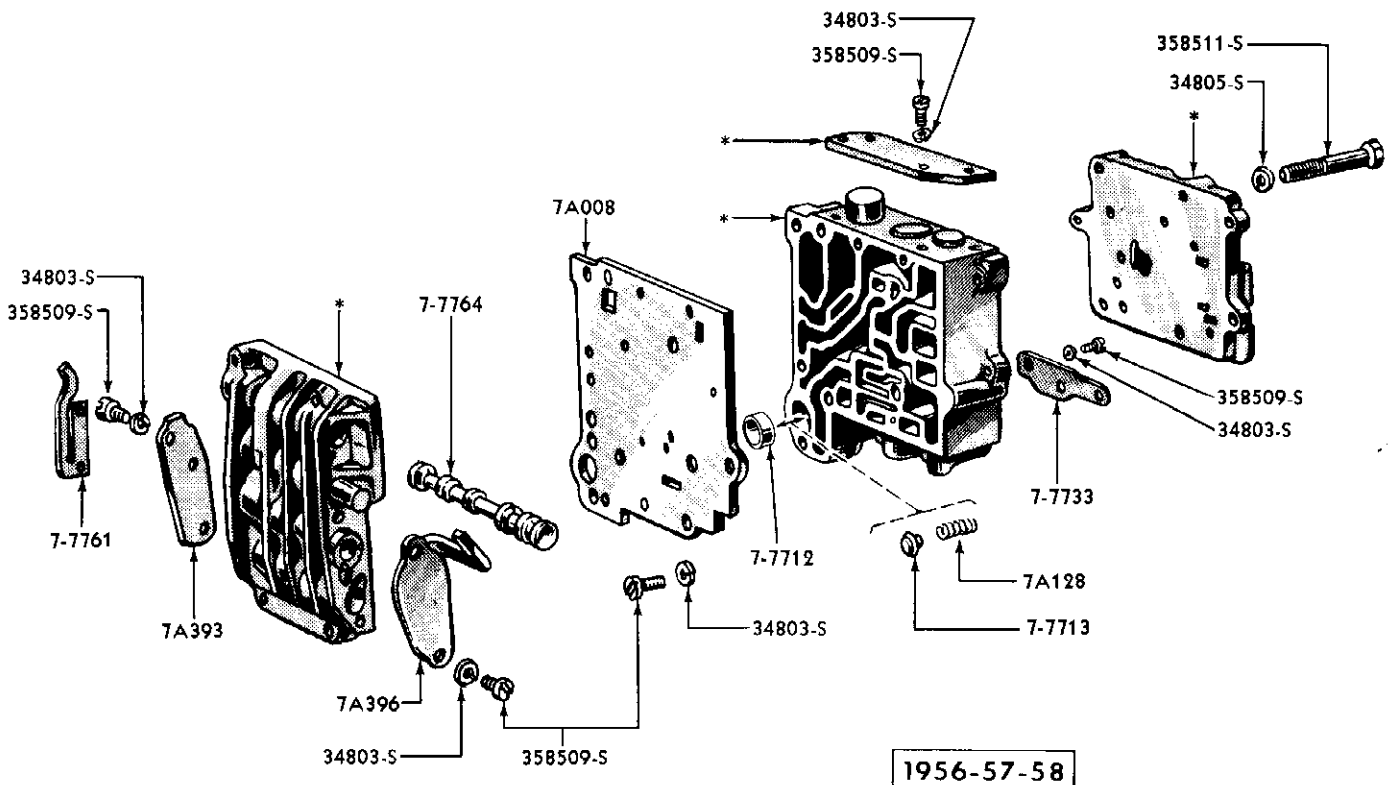
GEAR TRAIN - T/R



### OIL PRESSURE REGULATOR - T/D



### OIL PRESSURE REGULATOR - T/R

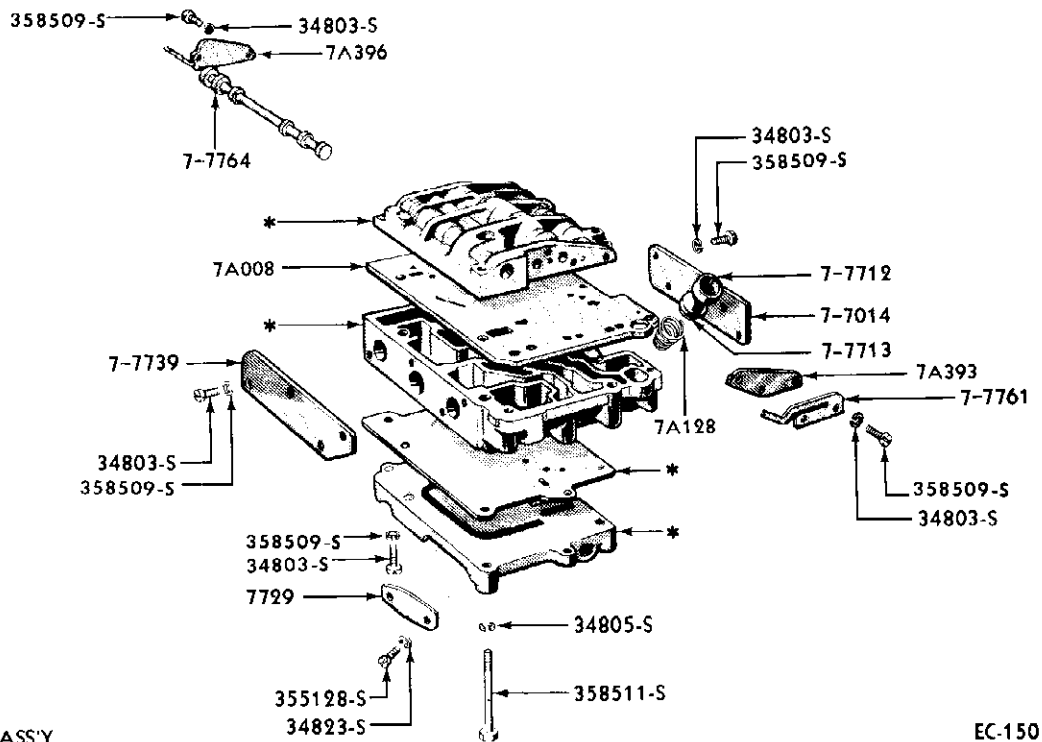


\*INCLUDED IN BASIC NO. 7A100

PLC-70

### MAIN CONTROL VALVE - T/D

=====



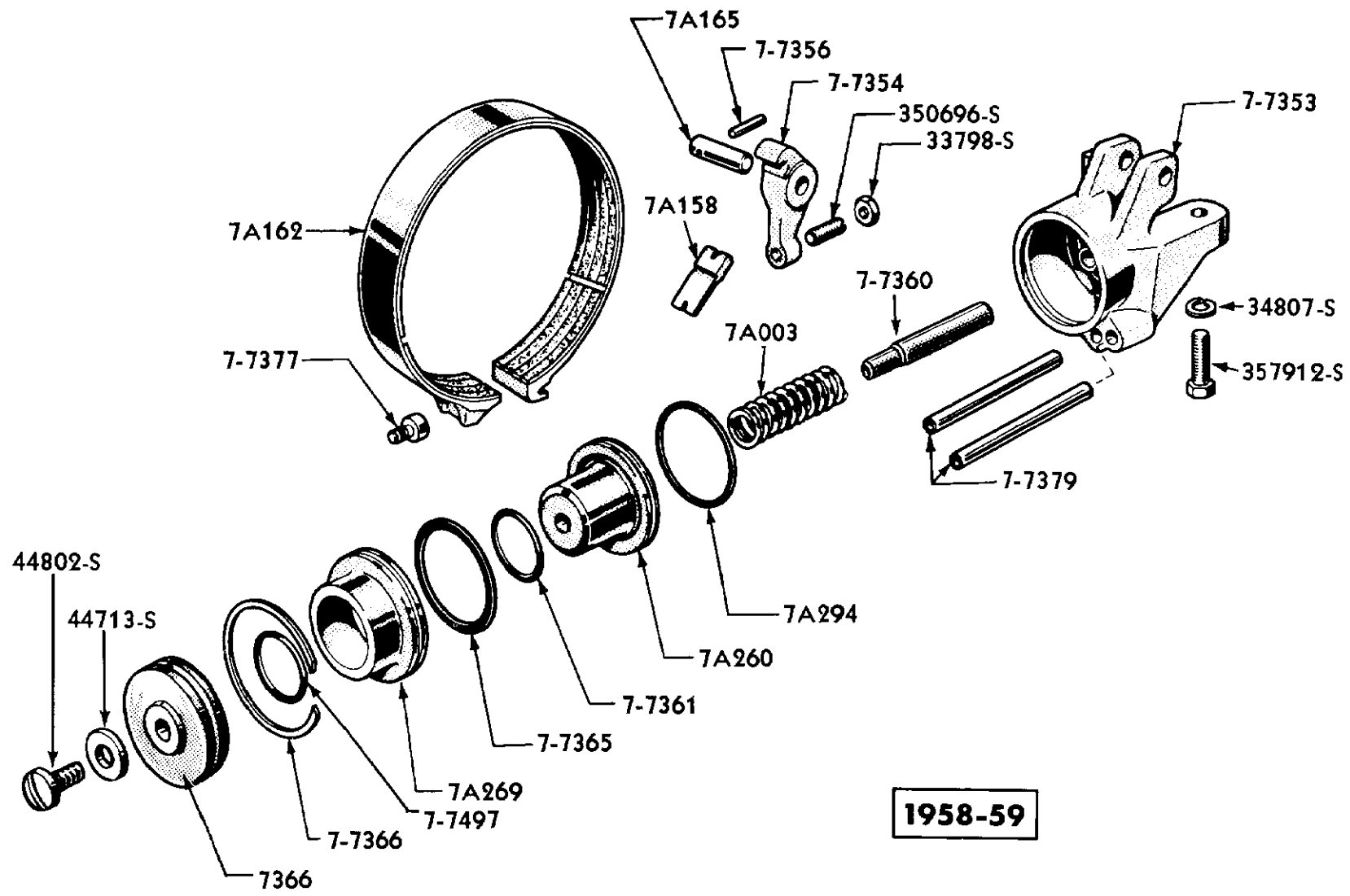
\*INCLUDED IN 7A100 ASSY

EC-150

**1959-1960**

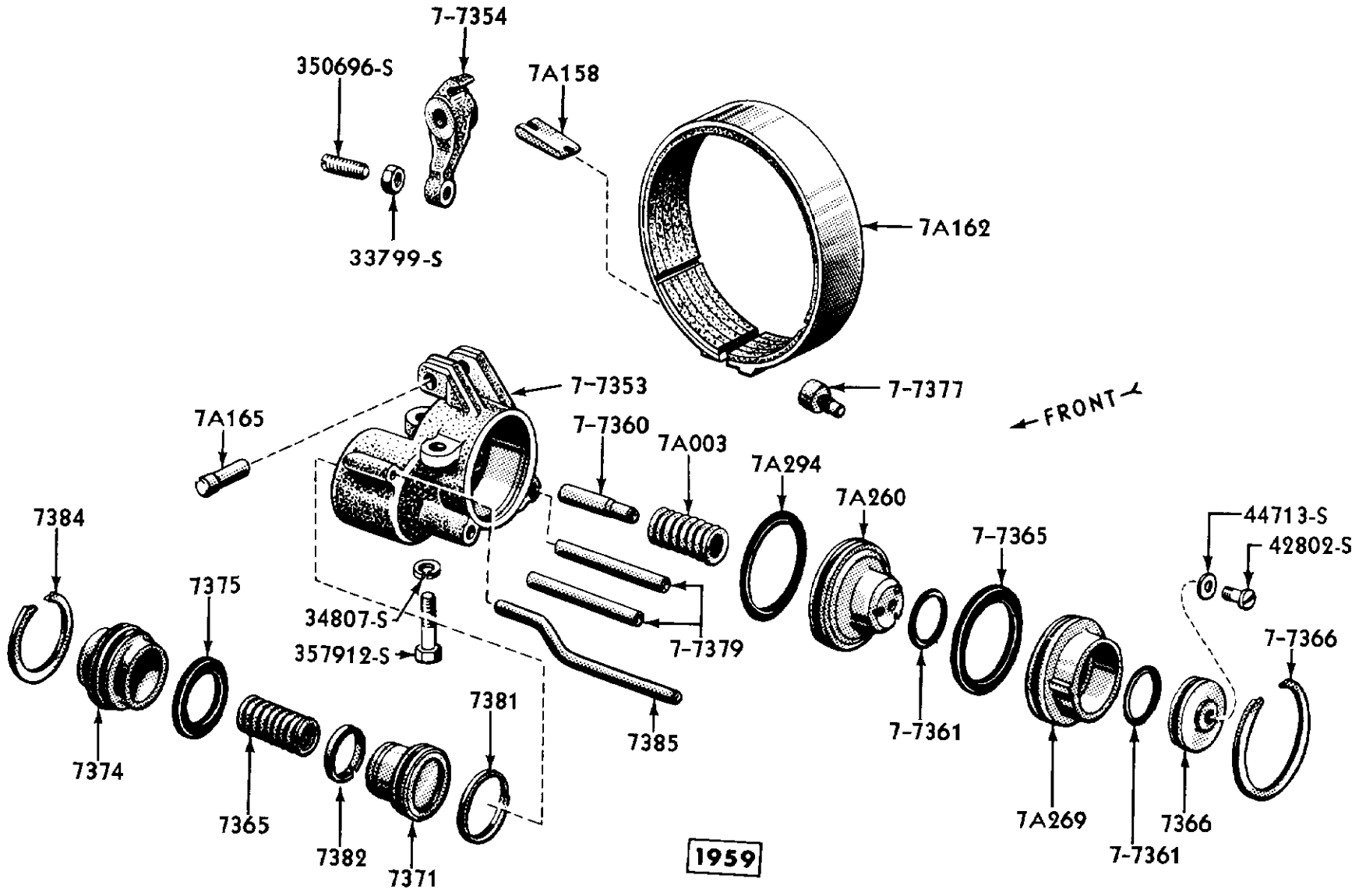
### MAIN CONTROL VALVE - T/R





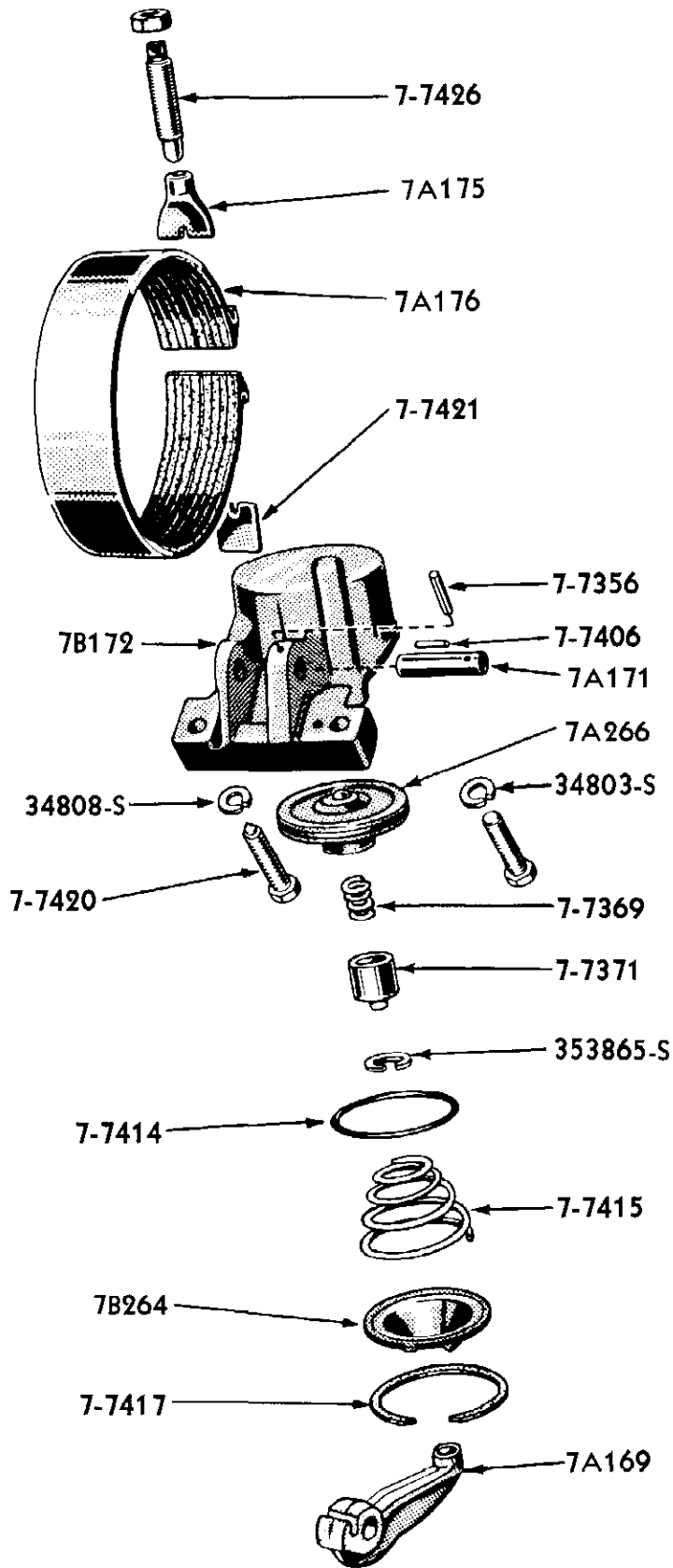
1958-59

FRONT SERVO - T/D



EC-683

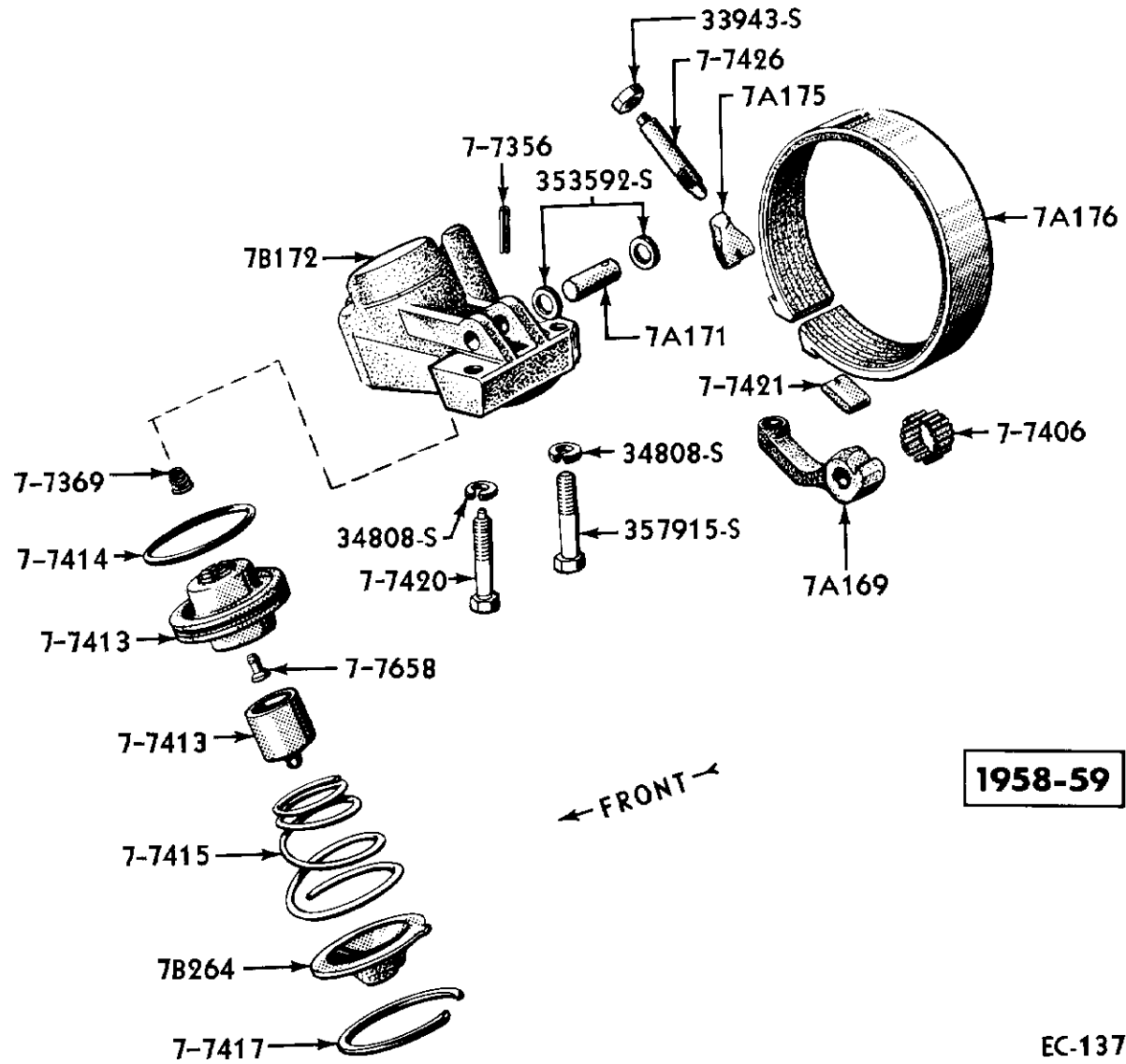
FRONT SERVO - T/R



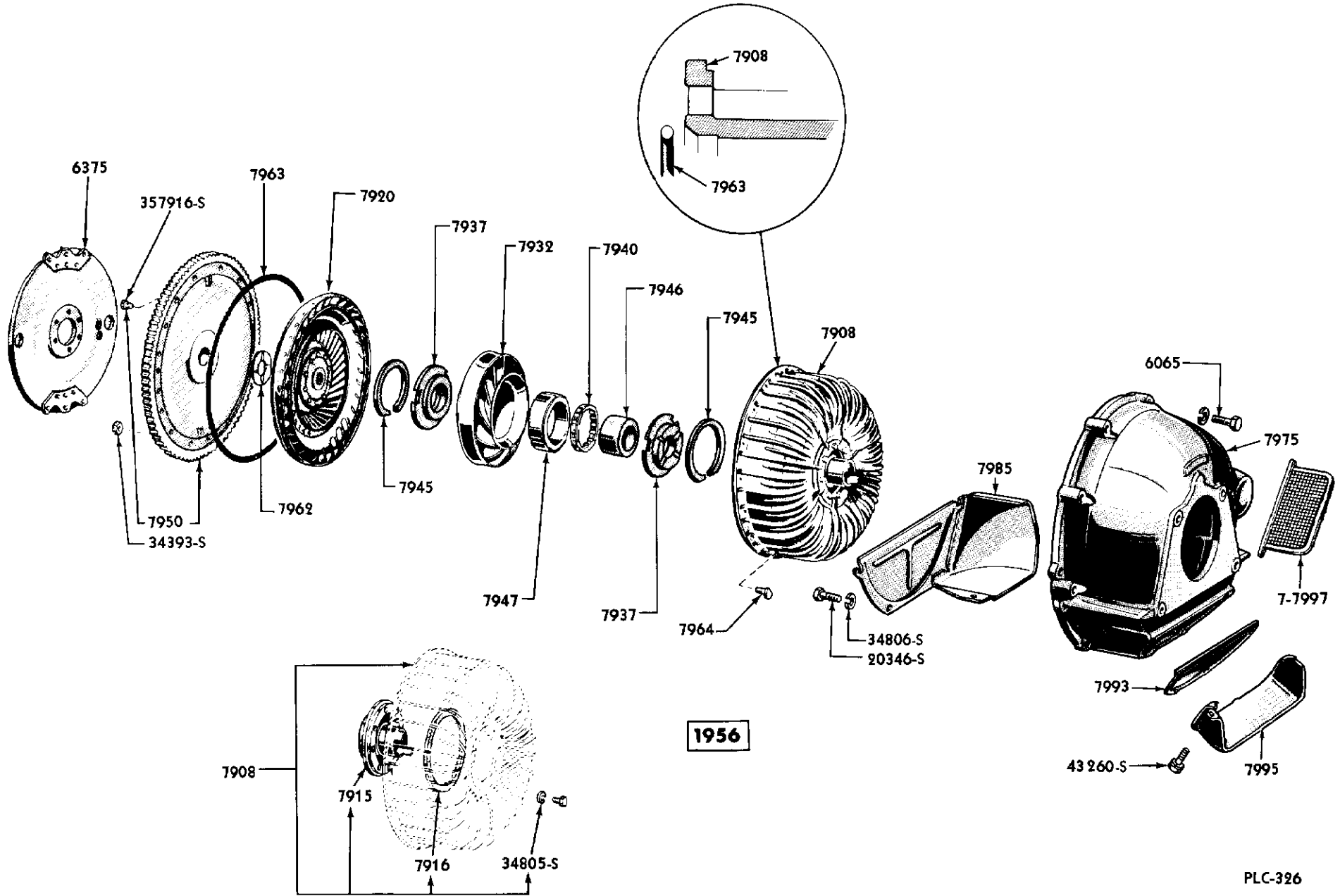
1956-57

PLC-312

REAR SERVO

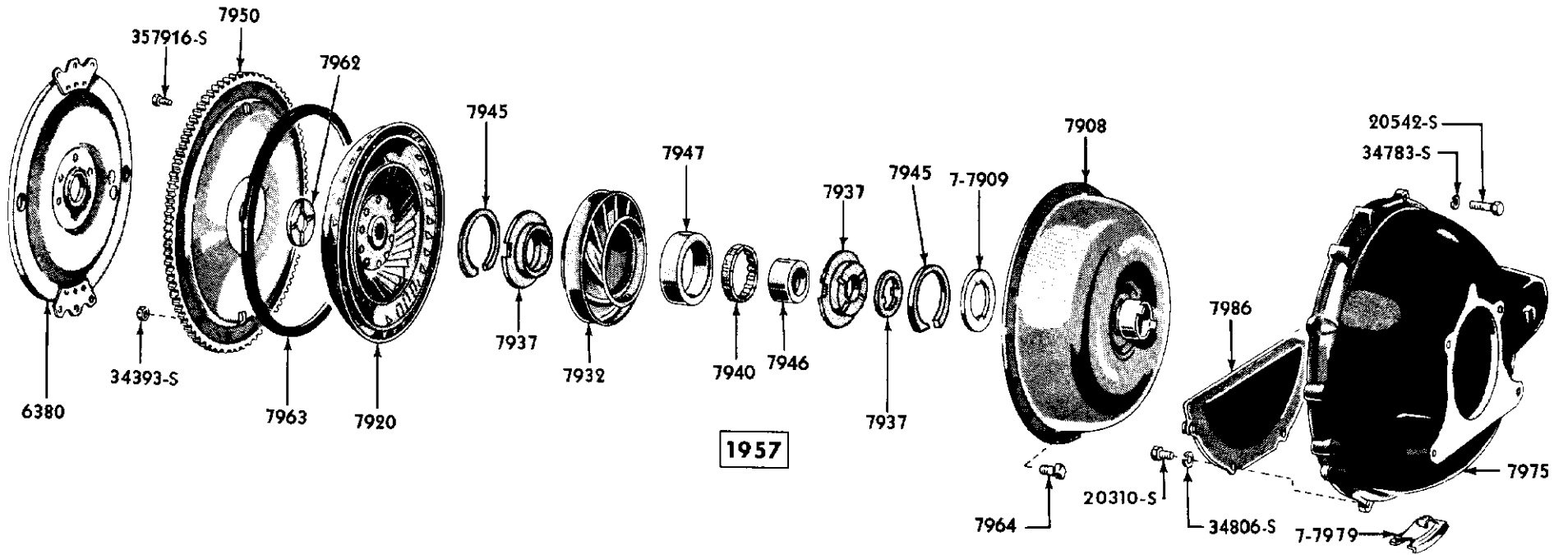


REAR SERVO

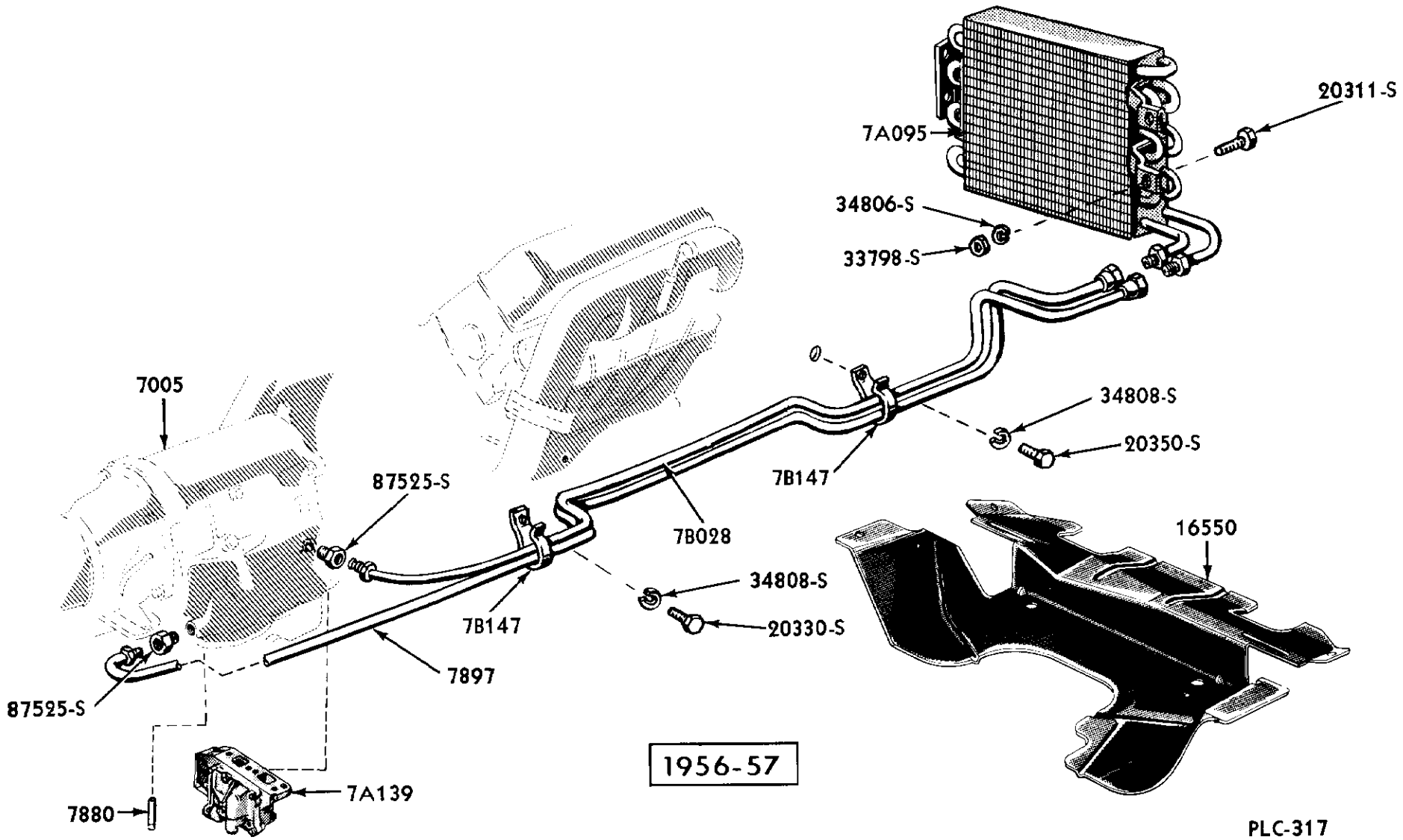


CONVERTER & RELATED PARTS

PLC-326

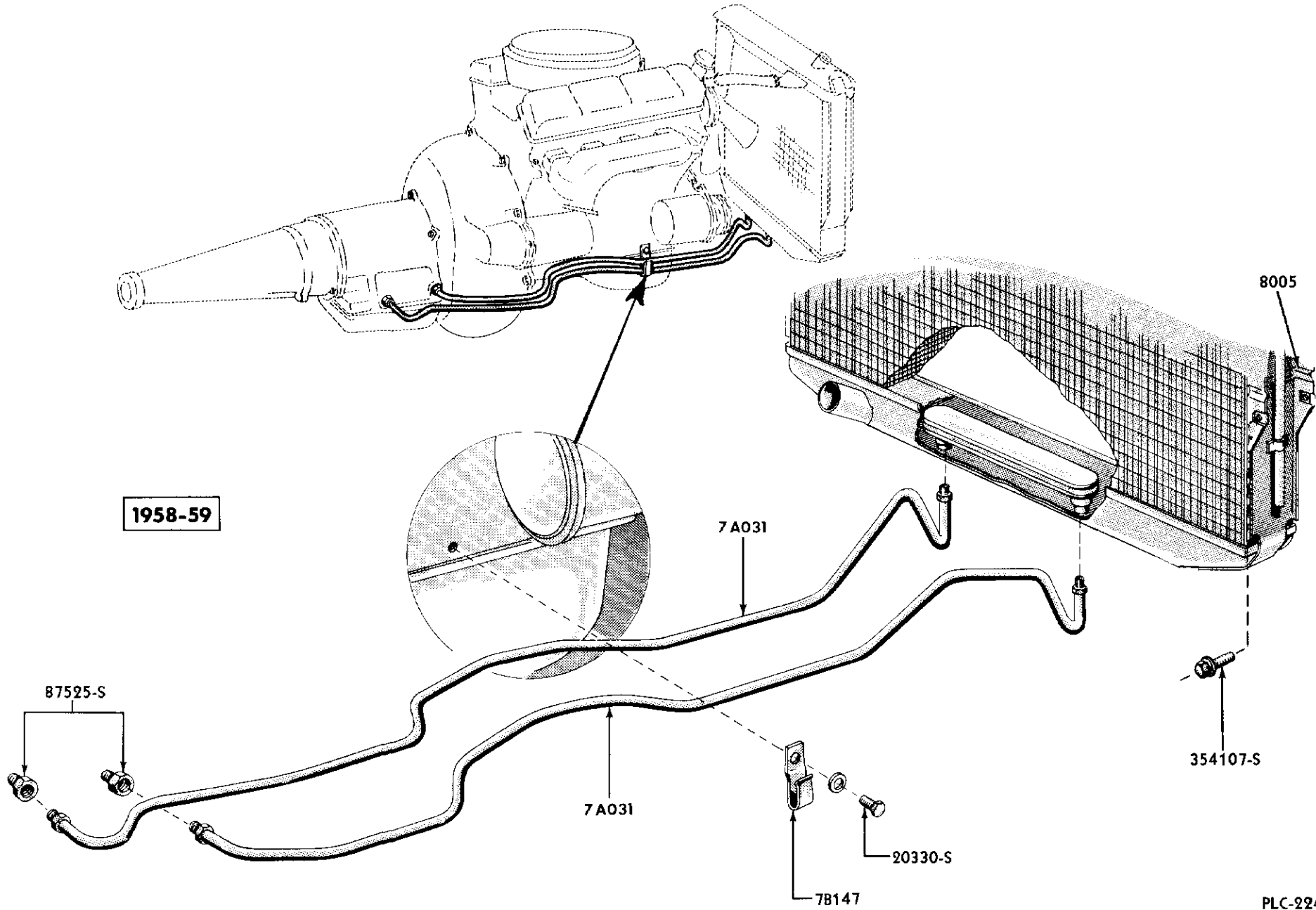


CONVERTER & RELATED PARTS



PLC-317

TRANSMISSION OIL COOLER TUBES



1958-59

87525-S

7A031

7A031

20330-S

78147

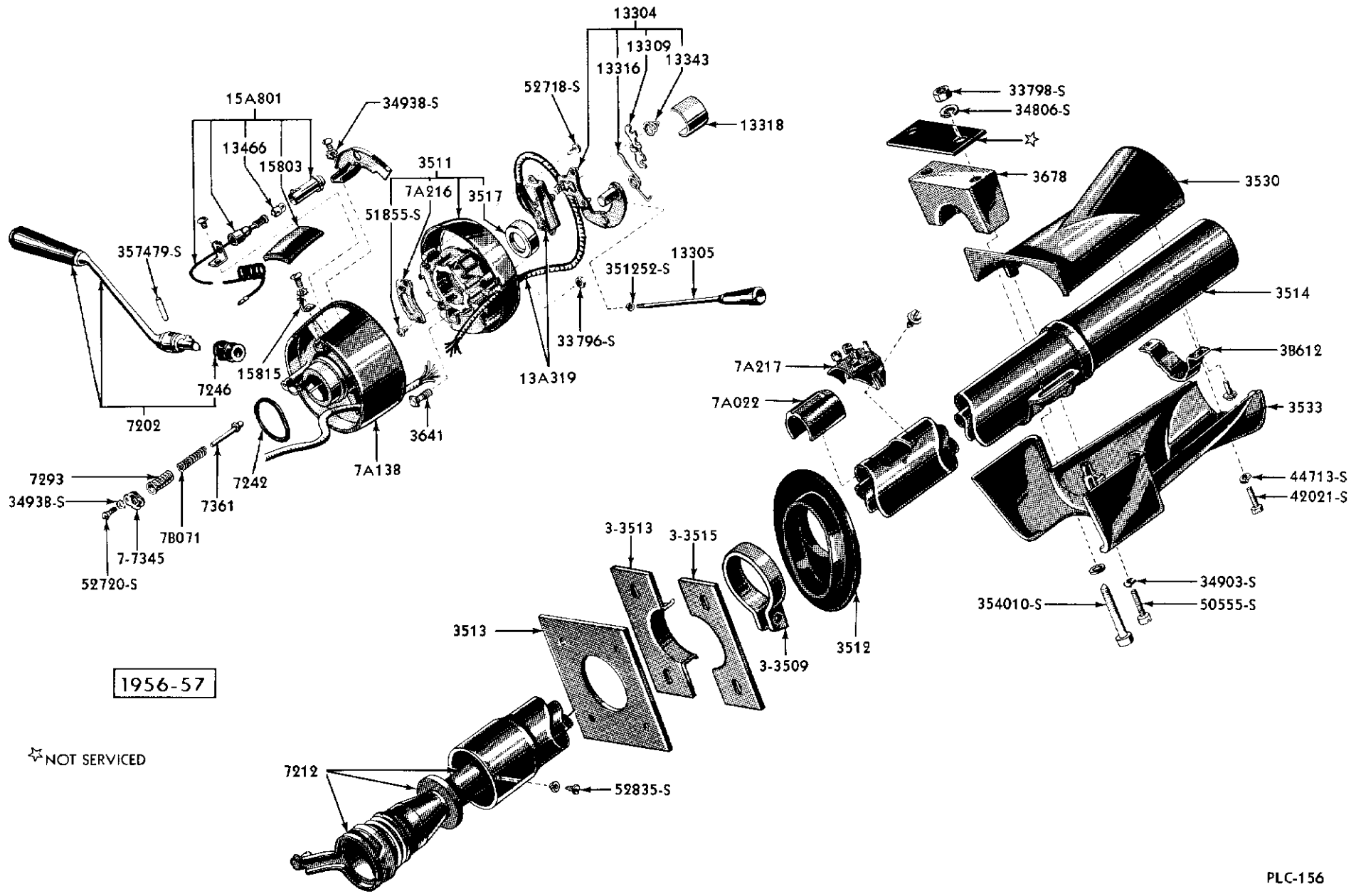
354107-S

8005

PLC-224

TRANSMISSION OIL COOLER TUBES

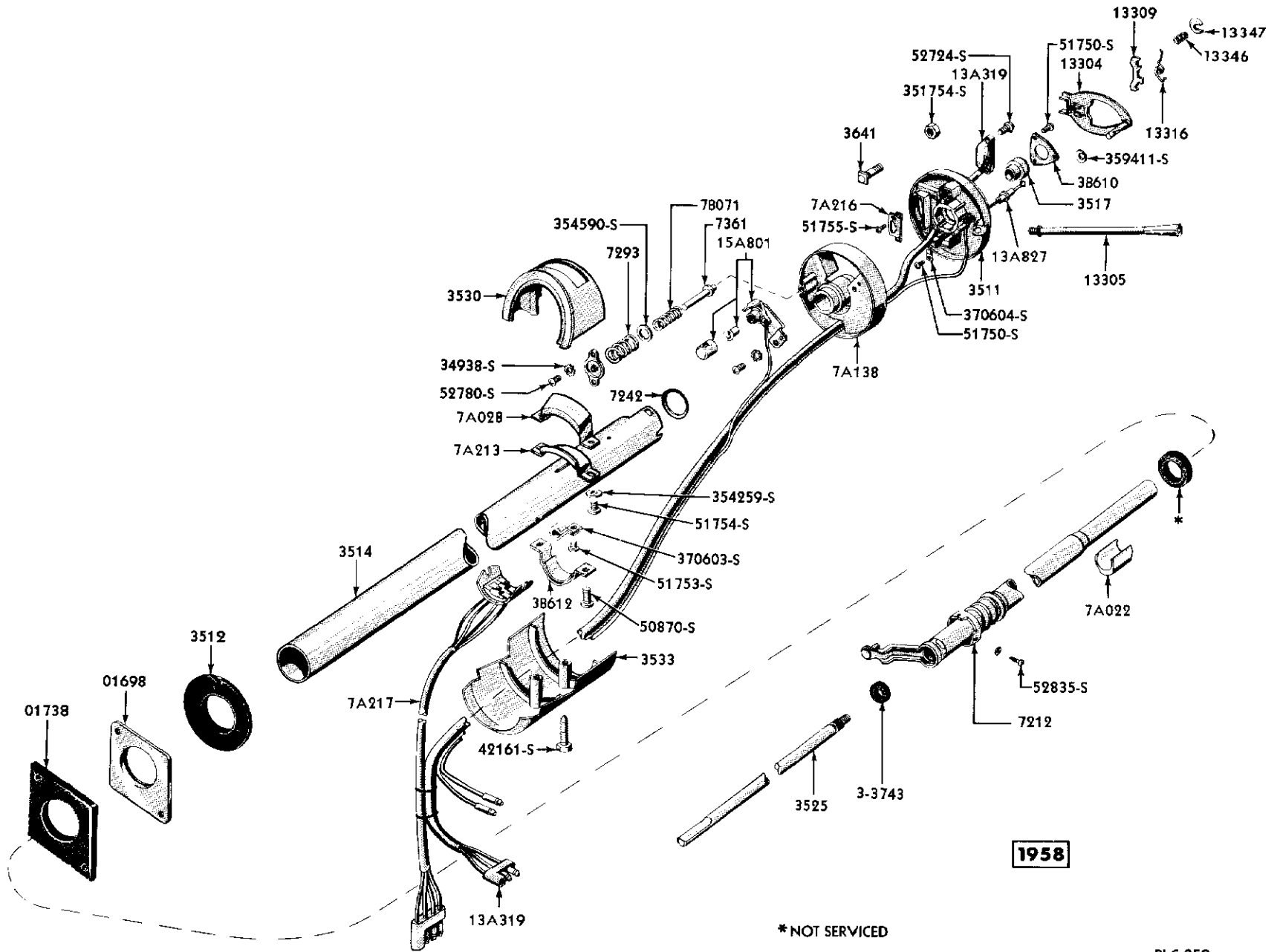




1956-57

☆ NOT SERVICED

STEERING COLUMN SHIFTING MECHANISM



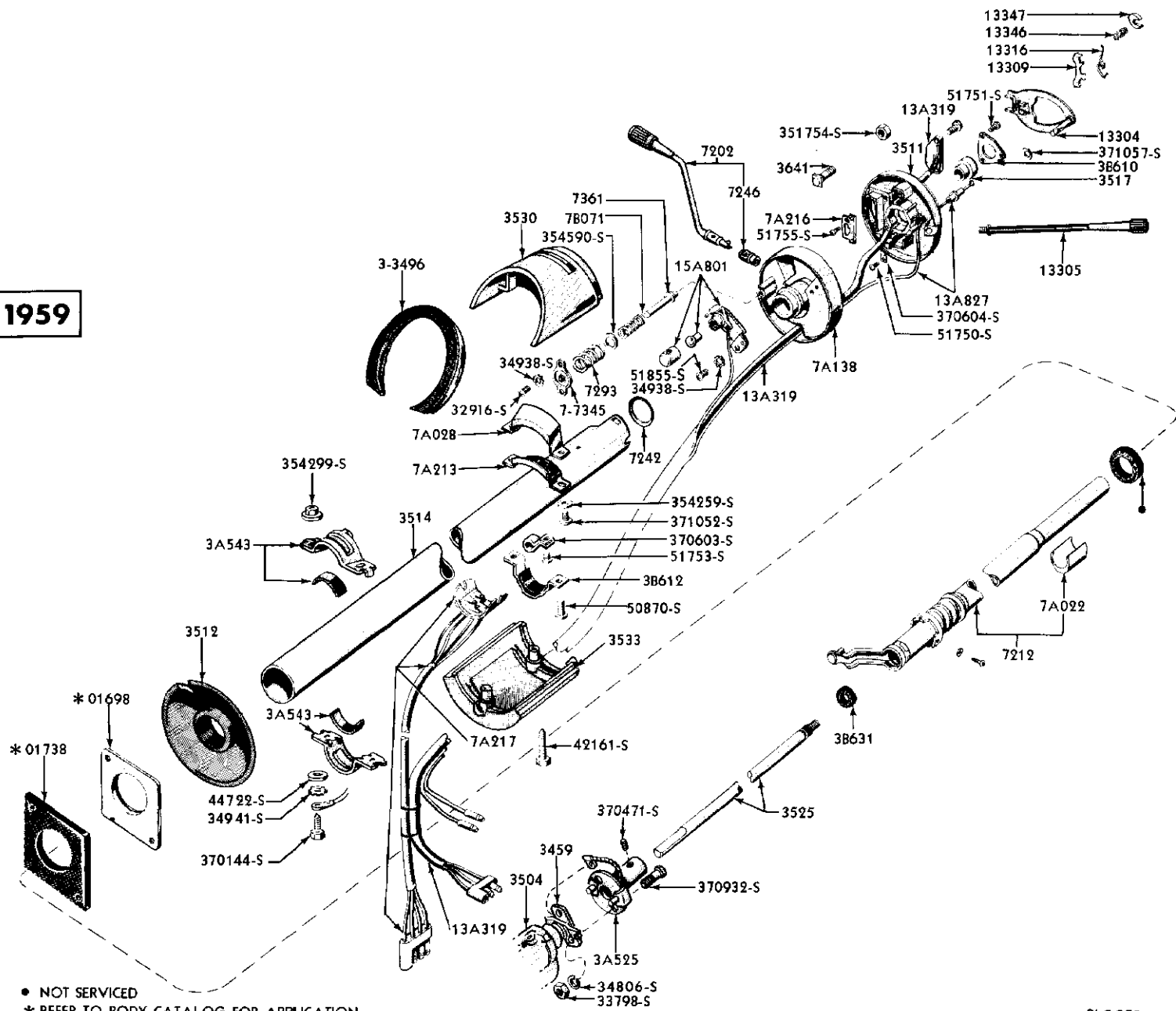
1958

\*NOT SERVICED

STEERING COLUMN SHIFTING MECHANISM

1959

160



- NOT SERVICED
- \* REFER TO BODY CATALOG FOR APPLICATION

PLC-878

### STEERING COLUMN SHIFTING MECHANISM

## Engine , Transmission and Carburetor Combination Chart

Year	Carburetors		Engines	Automatic Transmission			Standard Trans. & O/Drive
	Part No.		C.I.D.	Model No.	Type	Serial Number Prefix	Type
1956	◇	ECU-9510-B	368	PAN-7000-A	T/D	38	NONE
1956	◇	ECU-9510-C	368	PAN-7000-A	T/D	38	NONE
1956	◇	ECU-9510-D	368	PAN-7000-A	T/D	38	NONE
1956	◇	ECU-9510-E	368	PAN-7000-A	T/D	38	NONE
1957	♣	ECU-9510-F	368	PAN-7000-G	T/D	114	NONE
1957	♣	ECU-9510-G	368	PAN-7000-G	T/D	114	NONE
1958	◇	FDJ-9510-A	430-4V	PBB-7000-A PBB-7000-E	T/D T/R	168 208	NONE
1958	◇	PB8M-9510-E	430-4V	PBB-7000-A PBB-7000-E	T/D T/R	168 208	NONE
1958	◇	PB8M-9510-N	430-4V	PBB-7000-A PBB-7000-E	T/D T/R	168 208	NONE
1958	◇	PB9M-9510-E	430-4V	PBB-7000-A PBB-7000-E	T/D T/R	168 208	NONE
1958	◇	PB8M-9510-B	430-6V Secondary	PBB-7000-A PBB-7000-E	T/D T/R	168 208	NONE
1958	◇	PB8M-9510-C	430-6V Primary	PBB-7000-A PBB-7000-E	T/D T/R	168 208	NONE
1959	♣	B9S-9510-A ♣ COLE-9510-A	430-4V	PBB-7000-E used prior to 12/22/58	T/R	208	NONE
1959	♣	B9S-9510-A ♣ COLE-9510-A	430-4V	B9LP-7000-C used after 12/21/58	T/R	PBB-U	NONE

♣ - Carter

◇ - Holley

In the chart above the abbreviations "T/D" and "T/R" in the column under the heading of "TYPE" have the following meaning as to transmission application -

T/D - Turbo-Drive

T/R - Twin-Range

# Transmission And Clutch

GROUP AND PART NUMBER	TYPE	DESCRIPTION, SIZE, ETC.	NO. REQ'D	MODEL OR ENGINE CUBIC INCH DISPLACEMENT	YEAR 19__
<b>7000 TRANSMISSION &amp; CONVERTER</b>					
PAN 7000-A		NS-Identification serial plate prefix 38 - with light blue background - serviced in detail (a)	1	368	56
PAN 7000-G		NS-Identification serial plate prefix 114 - with light blue background - serviced in detail (a)	1	368	57
PBB 7000-A	T/D	Identification serial plate prefix 168 - with light blue background (a)	1	430	58
PBB 7000-E	T/R	Identification serial plate prefix 208 - with light blue background (a)	1	430	58
357916-S		Plug-dry seal pipe-1/8"-27	1-2	a	
<b>7003 TRANSMISSION (LESS CONVERTER)</b>					
PAN 7003-G		NS-Serviced in detail - identification serial plate prefix 114 - with light blue background	1	368	57
PBB 7003-A	T/D	Identification serial plate prefix 168 - with light blue background	1	430	58
PBB 7003-E	T/R	NS-Serviced in detail - identification serial plate prefix 208 - with light blue background	1	430	58
PBB 7003-J	T/R	Identification serial plate prefix 250 - with light blue background	1	430,6V	58
<b>7A003 SPRING (TRANSMISSION FRONT BAND SERVO PISTON RETRACTING)</b>					
B5AZ 7A003-A		29/32" O. D. x 2" long - (9) 1/2" coils - @PMB-77363-C, EB5A-77363-C	1	368,430	56/59
<b>7005 CASE (TRANSMISSION)</b>					
B7A 7005-B		@PBL-7005-F (a, b)	1	368	56/57
B9MP 7005-J		Also use (1) B9LP-7A245-A tube and (1) 372844-S clip (a, b)	1	430	58
COMP 7005-D		Also use (1) B9LP-7A246-B tube, (1) 372986-S clip and (1) 372987-S nut when using to replace B9MP-7005-J case	1	430	59
87651-S		Plug-dry seal pipe-1/8"-27	AR	a	
357916-S		Plug-dry seal pipe-1/8"-27	AR	a	
372987-S		Nut-tube-5/16"	1	b	
<b>7A007 BEARING (TRANSMISSION PARKING LINKAGE NEEDLE)</b>					
B8S 77507-B		1/16" dia. x 27/64" long - @PBL-7A007-A	21	430	58/59
<b>7A008 PLATE (TRANSMISSION CONTROL VALVE BODY SEPARATING)</b>					
B5A 77715-D	T/D	@PMB-77715-D (a)	1	368,430	56/58
B8AZ 7A008-A	T/R	Use for B8A-77700-D - number "4" stamped on lower valve body - @PMB-77715-D, EB8A-77715-B (a)	1	430	58/59
B9AP 7A008-A		Use for B9MP-77700-C - number "41" stamped on lower valve body (a)	1	430	59
34803-S		Washer-No. 10	4	a	
357846-S		Screw-flat. hd. -No. 10-24 x 3/8"-plate to upper valve body	1	a	
358509-S		Screw and washer assy. -No. 10-24 x 7/16"-fill. hd. -plate to lower body	4	a	
<b>7014 SLEEVE (TRANSMISSION PARKING PAWL TORSION LEVER SUPPORT)</b>					
B8E 7014-A		Steel tubing - 5/16" I. D. x 3/8" O. D. x 1-7/64" long - @PBA-7014-A	1	430	58/59
<b>7-7014 PLATE (TRANSMISSION CONTROL LOWER VALVE BODY END)</b>					
B8A 77014-A		@PBM-77014-A (a)	1	430	59
34803-S		Washer-lock-medium-No. 10	AR	a	
358509-S		Screw-fill. hd. -No. 10-24 x 7/16"	AR	a	
<b>7015 SHAFT (TRANSMISSION INPUT)</b>					
B5S 7015-A		@PMB-7015-A	1	368	56/57
B8E 7015-A		@PBB-7015-C	1	430	58/59

# Transmission And Clutch

GROUP AND PART NUMBER	DESCRIPTION, SIZE, ETC.	NO. REQ'D	MODEL OR ENGINE CUBIC INCH DISPLACEMENT	YEAR 19__
<b>7019 WASHER (TRANSMISSION INPUT SHAFT THRUST)</b>				
B5S 7019-A	⊖PMB-7019-A	1	368	56/57
B8E 7019-A	⊖PBB-7019-A	1	430	58/59
<b>7A020 INDICATOR (TRANSMISSION OIL LEVEL)</b>				
B5MY 7A020-A	⊖MC-77626-A	1	368	56/57
B8LY 7A020-A	25" long - non-locking type - ⊖LF-77626-D	1	430	58/59
B9LL 7A020-B	25" long - locking type - use with B9LY-7A228-A tube	1	430	59
<b>7A022 INSULATOR (TRANSMISSION CONTROL SELECTOR NEUTRAL SWITCH)</b>				
COMF 7A022-A	Automatic transmission	1	368,430	56/59
<b>7B025 KIT (TRANSMISSION OIL PRESSURE REGULATOR VALVE SPRING &amp; RETAINER)</b>				
COAZ 7B025-B	Kit - Consists of the following - (1) B9AP-7A270-C spring (1) PMB-77462-A retainer	1	430	59
<b>7A028 PRISM (TRANSMISSION CONTROL SELECTOR DIAL POSITION)</b>				
B8LY 7A028-A	+FFC-7834-A	1	430	58/59
<b>7B028 TUBE (TRANSMISSION OIL COOLER) INLET REAR</b>				
B6LY 7B028-A	⊖LD-7895-B (a)	1	368	57
87525-S	Connector-steel-1/4" taper external thread x 5/8"-18 internal thread x 13/16" length - attach tube assy. to radiator assy. and transmission assy.	AR	a	
<b>7A031 TUBE (TRANSMISSION OIL COOLER OIL)</b>				
B6LY 7A031-A	Rear - ⊖LD-7897-B (a)	1	368	57
B9MY 7A031-B	25' roll copper - ⊖B9MM-77879-D	AR	430	58/59
87525-S	Connector-steel-1/4" taper external thread x 5/8"-18 internal thread x 13/16" length	AR	a	
<b>7034 VENT (TRANSMISSION CASE)</b>				
1P 7034-B		1	368	56/57
B9MY 7A246-A	Consists of the following - (1) B9AP-7A245-A tube (1) 373111-S clip (1) 373125-S fittings	1	All	56/57
B9LP 7A246-B	For transmission cases with 1/2"-20 breather opening (b)	1	430	58/59
B9MY 7A246-B	For transmission cases with 1/8"-27 breather opening (a)	1	430	58/59
87964-S	Connector	1	a	
372844-S	Clip	1	a	
372986-S	Clip-breather tube	1	b	
372987-S	Nut-5/16"-tube	1	b	
<b>7A034 BUSHING (TRANSMISSION EXTENSION)</b>				
B5AZ 7A034-A	Reamed - 1-13/16" O. D. x 2-1/8" long - ⊖PMB-7697-B, ⊖B5A-7697-A	1	368,430	56/59
<b>7-7037 SNAP RING (TRANSMISSION PLANETARY CLUTCH)</b>				
B8S 77037-B	⊖PBE-77037-A	1	430	58/59
<b>7039 KIT (UNIVERSAL JOINT AXLE END) REPAIR</b>				
01Y 7039	Consists of the following - (4) 01Y-7074 bearing (1) 01Y-7084 spider (4) 01Y-7096 snap ring	2	All	56/57
B6D 7039-A		2	All	58/59

# Transmission And Clutch

GROUP AND PART NUMBER	DESCRIPTION, SIZE, ETC.	NO. REQ'D	MODEL OR ENGINE CUBIC INCH DISPLACEMENT	YEAR 19__
<b>7A039 EXTENSION (TRANSMISSION)</b>				
B5LY 7A039-A	⊕PMC-7650-A	(a) 1	368	56/57
COLP 7A039-B		(a) 1	430	58/59
351487-S	Lockwasher-external tooth-3/8"-extension to trans. case	AR	a	
356684-S	Bolt-hex.hd.-3/8"-16 x 3-3/4" to trans. case	AR	a	
357912-S	Bolt-hex.hd.-3/8"-16 x 1-1/4"-extension to trans. case	AR	a	
<b>7052 OIL SEAL (TRANSMISSION EXTENSION)</b>				
B5AZ 7052-A	1-11/16" I.D. x 2-1/2" O.D. x 3/4" long - ⊕PMB-7657-A, ⊕B5A-7657-A	1	368,430	56/59
<b>7059 SNAP RING (TRANSMISSION SPEEDOMETER GEAR RETAINING)</b>				
B7A 7059-A	⊕PAZ-17293-A	AR	368, 430	56/59
<b>7060 SHAFT (TRANSMISSION OUTPUT)</b>				
PAN 7060-A	Less ring gear☆ - solid at rear end	1	368	56/57
PBB 7060-A	Less ring gear☆ ☆For ring gear application see group 7A153 and 7-7065 for snap ring	1	430	58/59
<b>7-7065 SNAP RING (TRANSMISSION OUTPUT SHAFT RING GEAR RETAINER)</b>				
B1A 77065-A	.054"/.056" thick - ⊕1P-77065-A ☆	1	368	56/57
B1A 77065-B	.056"/.058" thick - ⊕1P-77065-B ☆	1	368	56/57
B1A 77065-C	.058"/.060" thick - ⊕1P-77065-C ☆	1	368	56/57
B1A 77065-D	.063"/.065" thick - ⊕1P-77065-D ☆	1	368	56/57
B1A 77065-E	.068"/.070" thick - ⊕1P-77065-E ☆	1	368	56/57
B8E 77065-A	.054"/.056" thick - selective fit with B8E-77065-B,C,D & E - ⊕PBB-77065-A ☆	1	430	58/59
B8E 77065-B	.056"/.058" thick - selective fit with B8E-77065-A,C,D & E - ⊕PBB-77065-B ☆	1	430	58/59
B8E 77065-C	.058"/.060" thick - selective fit with B8E-77065-A,B,D & E - ⊕PBB-77065-C ☆	1	430	58/59
B8E 77065-D	.063"/.065" thick - selective fit with B8E-77065-A,B,C & E - ⊕PBB-77065-D ☆	1	430	58/59
B8E 77065-E	.068"/.070" thick - selective fit with B8E-77065-A,B,C & D - ⊕PBB-77065-E ☆ ☆ For shaft see 7060 and 77064 for gear	1	430	58/59
<b>7B066 PLATE (TRANSMISSION FRONT CLUTCH PRESSURE)</b>				
B1AZ 7B066-A	External spline - 54 teeth - ⊕PAN-77569-A, ⊕B5A-77569-C	1	368	56/57
B8SZ 7B066-A	External spline - 60 teeth - ⊕PBB-77569-A, ⊕B8E-77569-A	1	430	58/59
<b>7-7067 WASHER (TRANSMISSION OUTPUT SHAFT THRUST) FRONT</b>				
B5A 77067-J	Front - bronze - .061"/.063" thick - select fit with B5A-77067-K,L and M - ⊕PMB-77067-A	1	368	56/57
B5A 77067-K	Front - bronze - .067"/.069" thick - select fit with B5A-77067-J,L and M - ⊕PMB-77067-B	1	368	56/57
B5A 77067-L	Front - bronze - .074"/.076" thick - select fit with B5A-77067-J,K and M - ⊕PMB-77067-C	1	368	56/57
B5A 77067-M	Front - bronze - .081"/.083" thick - select fit with B5A-77067-J,K and L - ⊕PMB-77067-D	1	368	56/57
B8E 77067-A	Front - bronze - .061"/.063" thick - select fit with B8E-77067-B,C and D - ⊕PBB-77067-A	1	430	58/59

CONTINUED ON NEXT PAGE

# Transmission And Clutch

GROUP AND PART NUMBER	TYPE	DESCRIPTION, SIZE, ETC.	NO. REQ'D	MODEL OR ENGINE CUBIC INCH DISPLACEMENT	YEAR 19__
<b>7-7067 WASHER (TRANSMISSION OUTPUT SHAFT THRUST) FRONT (CONTINUED)</b>					
B8E 77067-B		Front - bronze - .067"/.069" thick - select fit with B8E-77067-A, C and D - @PBB-77067-B	1	430	58/59
B8E 77067-C		Front - bronze - .074"/.076" thick - select fit with B8E-77067-A, B and D - @PBB-77067-C	1	430	58/59
B8E 77067-D		Front - bronze - .081"/.083" thick - select fit with B8E-77067-A, B and C - @PBB-77067-D	1	430	58/59
<b>7B067 HUB (TRANSMISSION FRONT CLUTCH)</b>					
B5SZ 7B067-A		External spline - 45 teeth - @PMB-77574-A, @B5S-77574-A	1	368	56/57
B8SZ 7B067-A		External spline - 52 teeth - @PBB-77574-A, @B8E-77574-A	1	430	58/59
<b>7B070 SPRING (TRANSMISSION FRONT CLUTCH PISTON DISC)</b>					
COAP 7B070-A			1	368	56/57
COMP 7B070-A			1	430	58/59
<b>7B071 SPRING (TRANSMISSION CONTROL SELECTOR LEVER)</b>					
CODZ 7B071-A		(14) Coils - 1-5/16" overall free length - @FDU-77222-A	1	368, 430	56/59
<b>7074 BEARING (UNIVERSAL JOINT)</b>					
01Y 7074		NS-Serviced in 7039 kit	8	368	56/57
<b>7078 SEAL (UNIVERSAL JOINT GREASE)</b>					
01T 7078-A			8	368	56/57
<b>7083 FERRULE (UNIVERSAL JOINT SPIDER)</b>					
01Y 7083			8	368	56/57
<b>7084 SPIDER (UNIVERSAL JOINT)</b>					
01Y 7084		NS-Serviced in 7039 kit	(a) 2	368	56/57
87907-S8		Fitting-lub. - 1/4"-28	2	a	
<b>7086 GASKET (TRANSMISSION EXTENSION)</b>					
1P 7086-A		Rubber coated hard fiber - also serviced in kit 7153	1	368	56/57
B8S 7086-A		Rubber coated fiber - also serviced in 7153 kit - @PBB-7086-B	1	430	58/59
<b>7A089 CLUTCH (TRANSMISSION PLANETARY)</b>					
B8S 7A089-A	T/R	@PBE-7504-A	1	430	58
B9AZ 7A089-B		(5) drag springs on inner ring 30 sprags, @B9MP-7504-A	1	430	59
<b>7B093 HOSE (TRANSMISSION OIL COOLER)</b>					
B9MY 7B093-A		4.16" long - @4847905, @PB9M-77891-A	2	430	58/59
<b>7A094 BODY (TRANSMISSION FRONT BAND SERVO)</b>					
		See basic part number 7-7353			
<b>7A095 COOLER (TRANSMISSION OIL)</b>					
B6LY 7A095-A		@LD-7820-A	(a) 1	368	57
20311-S		Bolt-hex. hd. - 5/16"-24 x 1/2"-to attach cooler assy. to brace	2	a	
33798-S		Nut-hex. - 5/16"-24-to attach cooler assy. to brace	2	a	
34826-S		Lockwasher-5/16"-to attach cooler assy. to brace	2	a	



# Transmission And Clutch

GROUP AND PART NUMBER	TYPE	DESCRIPTION, SIZE, ETC.	NO. REQ'D	MODEL OR ENGINE CUBIC INCH DISPLACEMENT	YEAR 19__
<b>7096 SNAP RING (UNIVERSAL JOINT SPIDER BEARING RETAINING)</b>					
01Y 7096		Also serviced in 7039 kit	4-6	368	56/57
<b>7A097 CLIP (TRANSMISSION OIL PAN SCREEN RETAINING)</b>					
B5MY 7A097-A		⊕PMB-77482-A, EB5A-77482-A	1	368	56/57
B8E 77482-A		⊕PBB-77482-A	1	430	58/59
<b>7A098 SCREEN (TRANSMISSION OIL PAN)</b>					
B9MP 7A098-B			1	368	56/57
B9MP 7A098-A			1	430	58/59
<b>7A100 CONTROL (TRANSMISSION MAIN)</b>					
B7AZ 7A100-B		Marked with letter "B" or "T" (a) ⊕PAW-77700-C, EB7A-77700-B	1	368	56/57
B8AZ 7A100-D	T/D	Marked number "7" - ⊕PBL-77700-D, (a,b) EB8S-77700-D	1	430	58
B8AZ 7A100-C		Number "41" stamped on lower valve body, EB9MP-77700-C	1	430	58/59
COAP 7A100-U		Number "57" stamped on lower valve body	1	430	59
		34805-S8 Lockwasher-1/4"-main control assy. to case assy. and lower valve body to upper valve body	7	a	
		353081-S Ball-5/16"dia.-rear servo check valve in valve body cover	1	a	
		357913-S8 Bolt-hex.hd.-1/4"-20 x 1-5/8"-main control assy. to case assy.	3	a	
		357918-S Screw and washer assy.-pan hd.-No.10-24 x 5/8"-lower valve body cover assy. to lower body assy.	1	b	
		358502-S Screw and lockwasher assy.-fill.hd.-No.10-24 x 3/4"-lower valve body cover to lower body	2	a	
		358508-S Screw and washer assy.-fill.hd.-No.10-24 x 7/16"-plate to lower body-lower valve body side plate to lower body-plate and spring to upper body-plate to upper body	10	b	
		358509-S Screw and lockwasher assy.-fill.hd.-No.10-24 x 7/16"-end body and plate assy. to lower valve body	4	a	
		358511-S Bolt and lockwasher assy.-hex.hd.-1/4"-20	4	a	
<b>7A103 PUMP (TRANSMISSION OIL FRONT)</b>					
B7AZ 7A103-B		⊕PBA-77820-A, EB7A-77820-B (a)	1	368	56/57
B8SZ 7A103-A		⊕PBB-77820-B, EB8S-77820-A (a)	1	430	58/59
		357911-S Bolt-hex.hd.-5/16"-18 x 2"-front pump to transmission case	4	a	
<b>7A108 SUPPORT (TRANSMISSION CONVERTER STATOR)</b>					
B5AZ 7A108-A		⊕PMB-77982-A, EB5A-77982-A (a)	1	368	56/57
B8SZ 7A108-A		⊕PBB-77982-C, EB8S-77982-A (a)	1	430	58/59
		356745-S Screw-flat hd.-No. 10-24 x 3/4"-converter support to front pump body	2	a	
<b>7A115 LEVER (TRANSMISSION MANUAL VALVE DETENT)</b>					
B5LY 7A115-A		⊕PAN-77280-A (a)	1	368	56/57
B8AZ 7A115-A	T/R	⊕PBM-77280-A, EB8A-77280-A (a)	1	430	58
B8LY 7A115-A	T/D	⊕PBB-77280-C (a)	1	430	58
B8AZ 7A115-B		⊕B9MP-77280-A, EB8A-77280-C	1	430	59
		353075-S Ball-steel-3/8" dia.-for manual valve detent lever	1	a	
		356071-S Locknut-hex.-9/16"-24-manual valve detent lever to manual control shaft	1	a	
		357234-S Pin-straight-1/4" x 5/16"-use with detent lever	1	a	

# Transmission And Clutch

GROUP AND PART NUMBER	TYPE	DESCRIPTION, SIZE, ETC.	NO. REQ'D	MODEL OR ENGINE CUBIC INCH DISPLACEMENT	YEAR 19__
<b>7A117 LEVER (TRANSMISSION PARKING PAWL TOGGLE OPERATING)</b>					
BIAZ 7A117-A		With 1/2" diameter hub - 23/64" I. D. and lever with slotted end - #1P-77303-A	(a) 1	368,430	56/59
74275-S		Retainer-spring-5/16" grooved dia. -to retain parking pawl toggle lift lever	1	a	
<b>7A121 LEVER (TRANSMISSION PARKING PAWL TOGGLE)</b>					
BIAZ 7A121-A		(1) 5/8" diameter hole and (1) 3/8" diameter hole - less bearing - #1P-77315-A	1	368	56/57
B8S 7313-A		(1) 3/8" diameter hole and (1) 13/32" diameter hole - includes bearing - #PBA-7313-A	1	430	58
B9MP 7A121-A		When used to replace B8S-7313-A lever (1) B9MP-7A441-A pawl and (1) B9MP-7A295-A pin must also be used	1	430	58/59
<b>7A128 SPRING (TRANSMISSION REAR PUMP CHECK VALVE)</b>					
BIAZ 7A128-A		1/2" maximum O. D. x 1" overall length - 5-1/2" conical coils - #1P-77710-B	1	368,430	56/59
<b>7-7130 GOVERNOR (TRANSMISSION)</b>					
1P 77130-A			(a) 1	368	56/57
B8A 77130-A		#PBB-77130-A	(a) 1	430	58
B9AP 77130-C		Use for PBB-E transmission	(a) 1	430	59
B9MP 77130-E		Use for PBB-U transmission	(a) 1	430	59
353078-S		Ball-steel-1/4" dia. -governor to output shaft	1	a	
<b>7A130 SUPPORT (TRANSMISSION PLANETARY)</b>					
B5SZ 7A130-A		#PMB-77190-A, #B5S-77190-A	(a) 1	368	56/57
B8MY 7A130-A	T/D	#PBB-77190-A	(a) 1	430	58
B8SZ 7A130-A	T/R	#PBE-77190-B, #B8S-77190-A	1	430	58/59
351487-S		Lockwasher-external tooth-3/8"-support to transmission case	2	a	
<b>7-7131 BODY (TRANSMISSION GOVERNOR)</b>					
1P 77131-A		Less counterweight	(a,c) 1	368	56/57
B8A 77131-A		Less counterweight - #PBB-77131-A	(a,b) 1	430	58
B9AP 77131-C		Use for PBB-E transmission	(a,b) 1	430	59
B9MP 77131-D		Use for PBB-U transmission	(a,b) 1	430	59
31128-S		Bolt-fill. hd. -1/4"-20 x 1"-governor body to counterweight	2	c	
31160-S		Screw-fill. hd. -1/4"-20 x 1-1/2"-governor body assy. to governor counterweight	2	b	
34805-S8		Lockwasher-1/4"-governor body to counterweight	2	a	
<b>7-7136 SNAP RING (TRANSMISSION GOVERNOR RETAINING)</b>					
1P 77136-A		1-5/8" I. D. x 3/64" thick	1	368,430	56/59
<b>7A138 SOCKET (TRANSMISSION CONTROL SELECTOR LEVER)</b>					
B9MY 7A138-A		#B9MF-7228-AP	1	368	56/57
B8LY 7A138-A		Black scotch grain - #FFC-7228-AE	1	430	58/59
<b>7-7138 COVER (TRANSMISSION GOVERNOR INSPECTION)</b>					
1P 77138-B		Oblong	(a) 1	368,430	56/59
31064-S7		Screw-fill. hd. -1/4"-20 x 1/2"-inspection cover to extension	2	a	
357914-S		Washer-flat-1/4" I. D. x 7/16" O. D. x 1/16" thick - fibre	2	a	
<b>7-7139 GASKET (TRANSMISSION GOVERNOR INSPECTION COVER)</b>					
1P 77139-B		Cork - oblong	1	368,430	56/59

# Transmission And Clutch

GROUP AND PART NUMBER	DESCRIPTION, SIZE, ETC.	NO. REQ'D	MODEL OR ENGINE CUBIC INCH DISPLACEMENT	YEAR 19__
<b>7153 KIT (AUTOMATIC TRANSMISSION GASKET &amp; SEAL) CONTINUED</b>				
MJK 7153-C	Used W/PBB transmission Consists of the following - (1) PBB-7073-A "o" ring (1) PBB-7086-B gasket *(1) PBM-7375-A seal *(1) PBM-7381-A "o" ring *(1) PBM-7382-A "o" ring (1) PAN-77361-A seal (1) PMC-77362-A seal (1) PMC-77365-A seal (1) PMC-77414-A seal §(1) PAN-77497-A "o" ring *(1) PBB-77497-A "o" ring (1) PBE-77497-A "o" ring (1) 1P-77512-A seal (1) PBB-77512-A "o" ring (1) PBB-77513-C seal (2) PBB-77542-A seal (2) 1P-77543-B seal (1) PBB-77557-A "o" ring (1) PBB-77558-A seal (1) 1P-77836-A gasket (1) PBB-77862-B gasket (1) 1P-77873-A seal %(2) 1P-77883-A seal  *Use with T/R only §Use with T/D only %Use with front clutch sun gear only	1	430	58/59
<b>7A153 GEAR (TRANSMISSION OUTPUT SHAFT RING INTERNAL)</b>				
B5AZ 7A153-A	72 Internal teeth and 59 external teeth - less shaft* - @PMB-77064-A, EB5A-77064-A	1	368	56/57
B9SZ 7A153-A	83 Internal teeth and 44 external teeth - less shaft* - @PBB-77064-C, EB9S-77064-A *For shaft application see group 7060	1	430	58/59
<b>7A158 STRUT (TRANSMISSION FRONT BAND ACTUATING)</b>				
BIAZ 7A158-A	@1P-77376-A	1	368	56/57
B8AZ 7A158-A	@PBB-77376-A, EB8E-77376-A	1	430	58/59
<b>7A160 TUBE (TRANSMISSION REAR INLET OIL)</b>				
BIAZ 7A160-A	9/16" O. D. x 5-1/16" long - @1P-77866-A	1	368	56/57
B8AZ 7A160-A	5/8" O. D. x 2-5/16" long - @PBB-77866-A(a), EB8E-77866-A	1	430	58/59
20330-S	Bolt-hex. hd. -7/16"-14 x 5/8	1	a	
<b>7A162 BAND (TRANSMISSION FRONT)</b>				
B5AZ 7A162-A	@PMB-77370-B, EB5S-77370-A	1	368	56/57
B8AZ 7A162-A	@PBB-77370-A, EB8E-77370-A	1	430	58/59
<b>7B164 PLATE (TRANSMISSION CLUTCH)</b>				
B5AZ 7B164-A	Front clutch - @PAK-77519-A, EB5A-77519-A	4	368	56/57
B6AZ 7B164-A	Rear clutch - @PAN-77519-A, EB6A-77519-A	5	368	56/57
B8SZ 7B164-A	Rear clutch - internal spline - @PBB-77519-A, EB8E-77519-A	5	430	58/59
B8SZ 7B164-B	Front clutch - internal spline - @PBB-77501-A, EB8S-77519-B	4	430	58/59

# Transmission And Clutch

GROUP AND PART NUMBER	DESCRIPTION, SIZE, ETC.	NO REQ'D	MODEL OR ENGINE CUBIC INCH DISPLACEMENT	YEAR 19_____
<b>7A165</b> SHAFT (TRANSMISSION FRONT BAND ACTUATING LEVER)				
B7AZ 7A165-A	7/16" diameter x 1-11/16" long with (3) grooves - @PAZ-77355-A, @B7A-77355-A	1	368, 430	56/59
<b>7A166</b> WASHER (TRANSMISSION REAR CLUTCH SUN GEAR)				
B5SZ 7A166-A	@PMB-77525-A, @B5S-77525-A	1	368	56/57
B9MP 7A166-A		1	430	58/59
<b>7A168</b> SLEEVE (TRANSMISSION CLUTCH & GOVERNOR OIL DISTRIBUTOR)				
B8AZ 7A168-B	@Must be used with B8AZ-7A170-A, B8AZ-7A173-A and B8AZ-7A174-A in combination when replacing 1P-77881-A, 1P-77882-A, 1P-77884-A and 1P-77885-A on models built prior to 6-1-57 - @PBL-77882-A, @B8S-77882-A	1	368*	56/57
B8AZ 7A168-A	@PBB-77882-B, @B8E-77882-A (a)	1	430	58/59
370217-S	Washer-flat-1-1/2"-to position sleeve on output shaft	1	a	
<b>7A169</b> LEVER (TRANSMISSION REAR BAND ACTUATING)				
B5AZ 7A169-A	With 41/64" diameter hole and slot at (1) end - @PMB-77410-A, @B5A-77410-A	1	368, 430	56/59
<b>7A170</b> TUBE (TRANSMISSION CLUTCH & GOVERNOR OIL) INTERMEDIATE				
B8AZ 7A170-A	5/16" O.D. x 6-27/32" formed length - effective 6-1-57 - @PAZ-77896-A, @B8A-77896-A * Part numbers B8AZ-7A170-A, B8AZ-7A173-A and B8AZ-7A174-A must be used together when replacing 1P-77881-A, 1P-77882-A, 1P-77884-A or 1P-77885-A on models built prior to 6-1-57	1	368*	56/57
B8SZ 7A170-A	5/16" O.D. x 7-45/64" formed length - @PBB-77896-A, @B8E-77896-A	1	430	58/59
<b>7A171</b> SHAFT (TRANSMISSION REAR BAND ACTUATING LEVER)				
B8AZ 7A171-A	33/64" diameter x 1-59/64" long and (1) 11/64" diameter hole - @PBM-77411-A, @B8A-77411-A (a)	1	368, 430	56/59
353592-S	Washer-flat-33/64" I.D. x 1" O.D.	AR	a	
<b>7B172</b> BODY (TRANSMISSION REAR BAND SERVO)				
B7A 77404-A	@PMC-77404-B (a)	1	368	56/57
B8SZ 7B172-A	@PBB-77404-A, @B8E-77404-A (a)	1	430	58/59
34808-S	Lockwasher-7/16" servo to transmission case	1	a	
357915-S	Bolt-hex. hd. -7/16"-14 x 1-7/8"-rear	1	a	
<b>7A173</b> TUBE (TRANSMISSION CLUTCH & GOVERNOR OIL) FRONT				
B8AZ 7A173-A	5/16" O.D. x 6-11/32" formed length - effective 6-1-57 - @PAZ-77898-A, @B8A-77898-A * Part numbers B8AZ-7A170-A, B8AZ-7A173-A and B8AZ-7A174-A must be used together when replacing 1P-77881-A, 1P-77882-A, 1P-77884-A or 1P-77885-A on models built prior to 6-1-57	1	368*	56/57
B8SZ 7A173-A	5/16" O.D. x 7-17/32" formed length - @PBB-77898-A, @B8E-77898-A	1	430	58/59

# Transmission And Clutch

GROUP AND PART NUMBER	TYPE	DESCRIPTION, SIZE, ETC.	NO REQ'D	MODEL OR ENGINE CUBIC INCH DISPLACEMENT	YEAR 19
<b>7A174</b> TUBE (TRANSMISSION CLUTCH & GOVERNOR OIL) REAR					
B8AZ 7A174-A		5/16" O.D. x 1/4" formed length - ⊕PAZ-77899-A, ⊕B8A-77899-A * Part numbers B8AZ-7A170-A, B8AZ-7A173-A and B8AZ-7A174-A must be used together when replacing 1P-77881-A, 1P-77882-A, 1P-77884-A or 1P-77885-A on models built prior to 6-1-57	1	368*	56/57
B8SZ 7A174-A		5/16" O.D. x 6-1/2" formed length - ⊕PBB-77899-A, ⊕B8E-77899-A	1	430	58/59
<b>7A175</b> STRUT (TRANSMISSION REAR BAND ANCHOR)					
B6AZ 7A175-A		9/16" and 1-1/4" wide x 1-9/32" long - tapered - ⊕PAR-77422-A, ⊕B6A-77422-A	1	368	56/57
B8SZ 7A175-A		⊕PBB-77422-B, ⊕B8S-77422-A	1	430	58/59
<b>7A176</b> BAND (TRANSMISSION REAR)					
B5SZ 7A176-A		⊕PMB-77423-A, ⊕B5S-77423-A	1	368	56/57
B8SZ 7A176-A		⊕PBB-77423-A, ⊕B8E-77423-A	1	430	58/59
<b>7A178</b> STOP (TRANSMISSION REAR BAND ADJUSTING)					
See basic part number 7-7426					
<b>7A180</b> SPRING (TRANSMISSION PARKING PAWL TORSION)					
1P 77307-B			1	368	56/57
B8LY 7A180-A	T/D	⊕PBB-77307-A	1	430	58
B8A 77307-A	T/R	3-1/2" coils - (1) end notched, the other end parallel - ⊕PBM-77307-A	1	430	58/59
<b>7A185</b> SHAFT (TRANSMISSION CONTROL TO ACCELERATOR)					
B6LY 7A185-A		⊕LD-77230-C (a,b)	1	368	56
B7LY 7A185-A		⊕LD-77230-E (a,b)	1	368	57
B9LY 7A185-A		Must be used with LF-9737-C & LF-9763-B when replacing LF-77230-B on models built prior to 8-15-58 - +5146081, ⊕PB9L-77230-A	1	430	58/59
42719-S		Bolt & washer assy. -hex. hd. -5/16"-18 x 5/8"-control bracket to intake manifold	2	a	
356403-S8		Washer-flat-3/8"	2	b	
<b>7A186</b> ROD (TRANSMISSION CONTROL SHAFT TO TRANSMISSION)					
B6LY 7A186-A		⊕LD-77242-C (a)	1	368	56
B6LY 7A186-B		⊕LD-77242-D (a)	1	368	57
B8LY 7A186-A		⊕LF-77242-A (a,b)	1	430	58/59
33921-S13		Nut-hex.jam-1/4"-28-clevis to transmission control shaft to transmission rod	AR	a	
72033-S2		Cotter pin-1/16" x 1"-transmission control shaft rod to transmission throttle control lever and to control to accelerator shaft	2	a	
73852-S8		Pin-clevis-5/16" x 1/2"-rod assy. to throttle control lever	1	b	
73877-S8		Pin-clevis-1/4" x 51/64"-transmission control shaft to rod to transmission control to accelerator shaft	1	a	
351341-S7		Washer-spring-5/16"-rod assy. to throttle control lever	1	a	
353509-S8		Washer-flat-5/16"-rod assy. to throttle	1	a	
<b>7A191</b> GASKET (TRANSMISSION OIL PAN)					
B5SZ 7A191-A		⊕PMB-77486-B, ⊕B5S-77486-B	1	368	56/57
B8SZ 7A191-A		⊕PBB-77486-A, ⊕B8E-77486-A	1	430	58/59

# Transmission And Clutch

GROUP AND PART NUMBER	TYPE	DESCRIPTION, SIZE, ETC.	NO. REQ'D	MODEL OR ENGINE CUBIC INCH DISPLACEMENT	YEAR 19__
<b>7A194 PAN (TRANSMISSION OIL)</b>					
B5SZ 7A194-A		⊕PMB-77472-B, ⊕B5S-77472-B (a)	1	368	56/57
B9SZ 7A194-A		⊕PBB-77472-A, ⊕B8E-77472-A (a)	1	430	58/59
	20326-S7	Bolt-hex. hd. -5/16"-18 x 5/8"-oil pan to transmission case	14	a	
	34806-S7	Lockwasher-5/16"-medium spring -to attach oil pan to case assy.	14	a	
<b>7200 SELECTOR (TRANSMISSION CONTROL)</b>					
FDU 7200-BP		NS-Serviced in detail	1	368	56
FEL 7200-AP		NS-Serviced in detail (a)	1	368	57
FFC 7200-YE	T/R	Used with steering gear - LF-3504-A recirculating ball	1	430	58
FFC 7200-ZE	T/R	Used with steering gear - WAU-3504-F torsion bar steering	1	430	58
FFC 7200-AE	T/D	Used with steering gear - LF-3504-A	1	430	58
B9LF 7200-B-017	T/R	Ball bearing type - black scotch grain	1	430	58/59
	50256-S8	Screw-cr. rec. pan hd. -attaches dial assy. to steering column tube	2	a	
	354562-S15	Pin-3/16" x 1"-selector lever assy. to lever socket assy.	1	a	
<b>7202 LEVER (TRANSMISSION CONTROL SELECTOR)</b>					
FDU 7202-B		(a)	1	368	56/57
FFC 7202-AE		With knob and insulator - black scotch grain (a)	1	430	58/59
	357479-S15	Pin-rolled-3/16" x 1"-lever to socket	1	a	
<b>7A202 VALVE (TRANSMISSION FRONT PUMP CHECK)</b>					
B5AZ 7A202-A		39/64" max. O.D. - ⊕1P-77709-C, ⊕B5A-77709-C	1	368,430	56/59
<b>7A204 TUBE (TRANSMISSION REAR PUMP OUTLET TUBE)</b>					
B1AZ 7A204-A		9/16" O.D. x 2-27/32" long - ⊕1P-77869-A	1	368	56/57
<b>7A205 SPRING (TRANSMISSION FRONT PUMP CHECK VALVE)</b>					
B1AZ 7A205-A		13/32" O.D. x 5/8" o/all free length-(5) coils - ⊕1P-77455-A	1	368,430	56/59
<b>7A206 TUBE (TRANSMISSION COMPENSATION PRESSURE OIL)</b>					
B5SZ 7A206-A		⊕PMB-77468-A, ⊕B5S-77468-A ★ Used on T/R transmission in 1958-1959	1	368,430*	56/59
B8LY 7A206-A	T/D	⊕PBB-77468-A	1	430	58
<b>7A208 TUBE (TRANSMISSION LUBRICATING OIL)</b>					
B8AZ 7A208-A		⊕PBL-77470-A, ⊕B8A-77470-A	1	368	56/57
B8LY 7A208-A		⊕PBB-77470-B, ⊕B8S-77470-A	1	430	58/59
<b>7212 TUBE (TRANSMISSION CONTROL SELECTOR)</b>					
FDU 7212-B		Includes shift lever (a)	1	368	56/57
FFC 7212-C	T/D	Used with LF-3504-A only (b)	1	430	58
FFC 7212-E	T/R	Used with LF-3504-A only	1	430	58
FFC 7212-G	T/R	Used with WAU-3504-F only (b)	1	430	58/59
	42719-S8	Screw and washer assy. -5/16"-18 x 5/8"-to attach shaft assy. to internal manifold	2	b	
	354867-S	Pin-clevis-1/4" x 15/32"-control selector arm to manual shift rod	1	a	

# Transmission And Clutch

GROUP AND PART NUMBER	TYPE	DESCRIPTION, SIZE, ETC.	NO. REQ'D	MODEL OR ENGINE CUBIC INCH DISPLACEMENT	YEAR 19__
<b>7A213 DIAL (TRANSMISSION CONTROL SELECTOR)</b>					
B6LY 7A213-A		⊕FDU-33785-A	1	All	56
B7MY 7A213-A		⊕FEL-33785-A	(b) 1	All	57
B9FL 15805-A		Turbo drive transmission	(a) 1	All	58
B9FL 15805-B		Use with twin range transmission	(a) 1	All	58/59
		50256-S8	2	b	
		Screw-R. H. -No. 6-32 x 3/8"-dial assy. to steering column tube			
		51754-S8	2	a	
		Screw-hd. tap-No. 6-32x3/8"-C. R. pan-attach selector dial to upper shroud & grommet assy.			
		354259-S8	2	a	
		Washer-9/64"-I.D. x 7/16" O.D. flat-attach selector dial to upper shroud & grommet assy.			
<b>7A216 INSERT (TRANSMISSION CONTROL SELECTOR POSITION)</b>					
B5LY 7A216-A		⊕FDK-77341-A	(a) 1	368	56/57
B8LY 7A216-A	T/D	2-3/2" wide x 3/32" thick - ⊕FFC-77341-A	(a) 1	430	58
B8LY 7A216-B	T/R	⊕FFC-77341-B	(a) 1	430	58/59
		51855-S8	2	a	
		Screw-cr. rec. pan hd. tap. -No. 8-32 x 3/8"-attaches insert to steering column flange			
<b>7217 KNOB (TRANSMISSION CONTROL SELECTOR LEVER)</b>					
FDU 7213-A			1	368	56/57
FFC 7217-AE			1	430	58
<b>7A217 BLOCK (TRANSMISSION CONTROL SELECTOR NEUTRAL SWITCH TERMINAL)</b>					
B8S 15825-B			(a) 1	368	56/57
COLF 7A217-A		Includes back-up lamp terminals	(a) 1	430	58/59
		42360-S8	2	a	
		Screw-hex. washer hd. tap. -No. 10-16x3/8"-attaches block to steering column tube			
<b>7A222 GASKET (TRANSMISSION REAR OIL PUMP TO CASE)</b>					
B1AZ 7A222-A		Fibre and rubber 6-13/32" I.D. x 7" O.D. with (5) bolt holes - also serviced in 7153 kit - ⊕1P-77862-A	1	368	56/57
B8SZ 7A222-A		Fibre and rubber - 6-31/32" I.D. x 7-7/8" O.D. - with (8) holes - also serviced in 7153 kit - ⊕PBB-77862-B, ⊕B8S-77862-A	1	430	58/59
<b>7A228 TUBE (TRANSMISSION OIL FILLER)</b>					
B5LY 7A228-A		⊕LE-77020-A	1	368	56/57
B9LY 7A228-A		For locking type oil level indicator - when using to replace LF-77020-B tube non-locking also use (1) B9LL-7A020-A oil level indicator ⊕B9LL-77020-A	1	430	58/59
<b>7A229 CLAMP (TRANSMISSION OIL FILLER TUBE)</b>					
B8LY 7A229-A		⊕LF-77021-A	1	430	58/59
<b>7242 SPRING (TRANSMISSION GEAR SHIFT ANTI-VIBRATOR)</b>					
B9MF 7242-B		1-39/64" I.D. x 1-5/16" O.D. x 1/32" thick - convex	1	368, 430	56/59
<b>7A244 PIN (TRANSMISSION PARKING PAWL TOGGLE LEVER)</b>					
		See basic part number 7-7317			
<b>7245 SPRING (TRANSMISSION CONTROL BELLCRANK)</b>					
LE 7245-A			1	368	56/57
B5A 9736-C		⊕AG-99842-B	1	368	56/57
LF 7245-A		1/2" O.D. x 2-11/32" free length	1	430	58/59
<b>7A245 TUBE (TRANSMISSION BREATHER)</b>					
		See basic part number 7034			
<b>7246 INSULATOR (TRANSMISSION GEAR SHIFT LEVER)</b>					
1M 7246-A		Rubber	1	368,430	56/59

# Transmission And Clutch

GROUP AND PART NUMBER	TYPE	DESCRIPTION, SIZE, ETC.	NO. REQ'D	MODEL OR ENGINE CUBIC INCH DISPLACEMENT	YEAR 19__
7A246		<b>TUBE (TRANSMISSION BREATHER)</b> See basic part number 7034			
7A248		<b>SEAL (TRANSMISSION FRONT PUMP OIL)</b>			
B5AZ 7A248-A		2-11/16" O.D. x 1/2" wide - with rubber seal - ⊕1P-77837-B, ⊕B5A-77837-A	1	368,430	56/59
7A256		<b>LEVER (TRANSMISSION MANUAL CONTROL)</b>			
B8SZ 7A256-A		⊕PAW-77252-A, ⊕B8S-77252-A (a)	1	368,430	56/59
356071-S		Nut-9/16"-18 hex.	1	a	
7A259		<b>LEVER (TRANSMISSION THROTTLE CONTROL)</b>			
B5SZ 7A259-A		Outer - ⊕PMB-77270-B, ⊕B5S-77270-A	1	368	56
B7AZ 7A259-A		Outer - 5/16"-24 thread x 3-11/16" long shaft - ⊕PAZ-77270-A, ⊕B7A-77270-A (a)	1	368,430	57/59
34443-S		Nut-5/16"-24 hex.	1	a	
34806-S7		Lockwasher-5/16"	1	a	
7A260		<b>PISTON (TRANSMISSION FRONT BAND SERVO)</b>			
B7AZ 7A260-A		⊕PAN-77359-A, ⊕B7A-77359-A	1	368,430	56/59
7A261		<b>SPRING (TRANSMISSION MANUAL VALVE DETENT LEVER)</b>			
B8AZ 7A261-A		⊕PBM-77276-A, ⊕B8A-77276-A	1	368	56/57
B9MY 7A261-A		9/32" O.D. x 1-45/64" overall length - (25) coils - ⊕PBL-77276-A, ⊕B8A-77276-B	1	430	58/59
7B264		<b>RETAINER (TRANSMISSION REAR BAND SERVO PISTON SPRING)</b>			
C1VP 7B264-A			1	368,430	56/59
7-7265		<b>"O" RING (TRANSMISSION THROTTLE CONTROL SHAFT OIL)</b>			
1P 77265-B		Rubber - 23/64" I.D. x 9/16" O.D. x 7/64" thick	1	368,430	56/59
7A266		<b>PISTON (TRANSMISSION REAR BAND SERVO)</b>			
B7AZ 7A266-A		⊕PMC-77413-A, ⊕B7A-77413-A	1	368	56/57
B8AZ 7A266-A		Accumulator - ⊕PBB-77128-B, ⊕B8A-77413-A	1	430	58/59
B8SZ 7A266-A		⊕PBB-77413-A, ⊕B8S-77413-A	1	430	58/59
7A269		<b>RETAINER (TRANSMISSION FRONT BAND SERVO PISTON)</b>			
B7AZ 7A269-B	T/D	with (3) bosses and 3/32" width groove x 1-15/64" long - ⊕PAN-77364-A, ⊕B7A-77364-B	1	368,430	56/58
B8SZ 7A269-A	T/R	Use for PBB-E transmission - ⊕PBB-77364-B, ⊕B8S-77364-A	1	430	58/59
B9MY 7A269-B		Use for PBB-U transmission - ⊕B9PM-77364-B	1	430	59
7A270		<b>SPRING (TRANSMISSION MAIN OIL PRESSURE REGULATOR VALVE)</b>			
B6SZ 7A270-A		Painted red - ⊕PAN-77463-A, ⊕B6S-77463-A For 1959 see basic part number 7B025	1	368,430	56/58
7-7283		<b>LEVER (TRANSMISSION THROTTLE CONTROL)</b>			
B5A 77283-A		Inner - stamped with letter "O" - ⊕1P-77283-B (a)	1	368,430	56/59
355949-S		Locknut-hex. -5/16"-24-throttle valve lever to throttle control shaft	1	a	
7-7288		<b>OIL SEAL (TRANSMISSION MANUAL CONTROL LEVER)</b>			
B5A 77288-A		Rubber - 1-1/16" O.D. x 3/16" wide - ⊕1P-77288-B	1	368,430	56/59



# Transmission And Clutch

GROUP AND PART NUMBER	TYPE	DESCRIPTION, SIZE, ETC.	NO. REQ'D	MODEL OR ENGINE CUBIC INCH DISPLACEMENT	YEAR 19__
<b>7A291</b> SCREW (TRANSMISSION PLANETARY SUPPORT LOCKING)					
B1AZ 7A291-A		3/8" - 16 x 29/32" - with tapered end - ±1P-77194-A (a)	2	368	56/57
B8SZ 7A291-A		⊕PBB-77194-A, ⊕B8E-77194-A (a)	2	430	58/59
351847-S		Washer-external tooth-3/8"	2	a	
<b>7293</b> SPRING (TRANSMISSION CONTROL SELECTOR STOP)					
B9MF 7293-A		17/32" O.D. x 1-1/32" free length - (5) coils (a)	1	368,430	56/59
354590-S8		Washer-flat-21/64" I.D. x 33/64" O.D. - retainer for stop spring	1	a	
<b>7A294</b> SEAL (TRANSMISSION FRONT BAND SERVO PISTON OIL)					
B6S 77362-A		Large - also serviced in 7153 kit - ⊕PMC-77362-A	1	368,430	56/59
<b>7A295</b> PIN (TRANSMISSION PARKING PAWL TOGGLE LEVER SUPPORT)					
B1AZ 7A295-A		3/8" diameter x 1-3/4" overall length - special head - ⊕1P-77319-A	1	368	56/57
B8KY 7A295-A		2-7/32" overall length - 11/16" diameter large end - 3/8" diameter small end with (1) groove cut in small diameter of pin 1-11/64" from end - use with B8S-7313-A bearing type lever only - ⊕PBB-77319-B, ⊕B8E-77319-A	1	430	58/59
B9MP 7A295-A		2-7/32" overall length - 11/16" diameter large end - 3/8" diameter small end - 1-19/64" length of pin from small diameter end to shoulder - use with B9MP-7A121-A lever only	1	430	58/59
<b>7A301</b> COVER (TRANSMISSION GOVERNOR VALVE BODY)					
B9AP 7A301-A		Use for B9AP-77130-C or B9MP-77130-E governor only (a)	1	430	58/59
357846-S		Screw-flat hd. - No. 10-24 x 3/8" - governor body cover to governor body assy.	2	a	
<b>7-7304</b> LEVER (TRANSMISSION PARKING PAWL TORSION SPRING)					
1P 77304-A		(a)	1	368	56/57
PBA 77304-A	T/D	(a)	1	430	58
B8A 77304-A	T/R	⊕PBM-77304-A (a)	1	430	58/59
74274-S		Retainer-spring-1/4" groove dia. - parking pawl torsion spring lever on pin	1	a	
356415-S		Washer-flat-25/64" dia. - parking pawl torsion spring lever on pin	1	a	
<b>7-7307</b> SPRING (TRANSMISSION PARKING PAWL TORSION)					
		See basic part number 7A180			
<b>7-7308</b> PIN (TRANSMISSION PARKING PAWL TORSION LEVER SUPPORT)					
1P 77308-A		9/16" max. dia. x 2-1/2" overall length - (a)	1	368	56/57
B8S 77308-A		9/16" max. dia. - 2-49/64" long - ⊕PBL-77308-A (a)	1	430	58/59
356414-S		Washer-flat-25/64" I.D. - use with parking pawl toggle lever pin	1	a	
370084-S		Clip "C"	1	a	
<b>7-7312</b> PIN (TRANSMISSION PARKING PAWL SUPPORT)					
1P 77312-A		15/32" O.D. x 2-1/32" long	1	368	56/57
B8E 77312-A		15/32" O.D. x 2-1/2" long - ⊕PBB-77312-A	1	430	58/59
<b>7313</b> LEVER (TRANSMISSION PARKING PAWL TOGGLE)					
		See basic part number 7A121			

# Transmission And Clutch

GROUP AND PART NUMBER	TYPE	DESCRIPTION, SIZE, ETC.	NO REQD	MODEL OR ENGINE CUBIC INCH DISPLACEMENT	YEAR 19__
<b>7-7314 SPRING (TRANSMISSION PARKING PAWL TOGGLE RETURN)</b>					
1P 77314-A		Approximately (3) coils - hooked type ends	1	368	56/57
B8S 77314-A		⊕PBA-77314-A	1	430	58/59
<b>7-7316 LINK (TRANSMISSION PARKING PAWL TOGGLE)</b>					
1P 77316-A			1	368	56/57
B8S 77316-A		⊕PBA-77316-C	1	430	58/59
<b>7-7317 PIN (TRANSMISSION PARKING PAWL TOGGLE LEVER)</b>					
B9AP 7A244-A			1	368	56/57
1P 77317-A		5/16" O.D. x 39/64" overall length - spherical at end (a)	1	368	56/57
B8S 77317-A		5/16" O.D. x 25/32" overall length - spherical at end - ⊕PBA-77317-B (a)	1	430	58/59
74274-S		Retainer-spring-1/4" groove dia. -use with parking pawl	1	a	
<b>7-7318 PIN (TRANSMISSION PARKING PAWL TOGGLE LINK)</b>					
1P 77318-A		5/16" O.D. x 1" long (a)	1	368	56/57
B8S 77318-A		⊕PBA-77318-B (a)	1	430	58/59
356414-S		Washer-flat-21/64" I.D. -parking toggle link pin as part of parking pawl assy.	1	a	
<b>7320 BEARING (TRANSMISSION PARKING PAWL)</b>					
B8S 7320-A		Steel - 3/64" dia. x 15/32" long - ⊕PBA-7320-A	24	430	58/59
<b>7-7322 ROD (TRANSMISSION PARKING PAWL TORSION LEVER)</b>					
1P 77322-A			(a) 1	368	56/57
PBB 77322-D	T/D		(b,c) 1	430	58
B8E 77322-C	T/R	⊕PBE-77322-B (b,c)	1	430	58/59
72000-S		Pin-1/16" x 3/8" cotter to retain parking pawl link rod	2	c	
72033-S2		Cotter pin-1/16" x 1"-retains parking pawl link	2	a	
358524-S		Clip-trans.parking pawl torsion lever rod	2	b	
<b>7-7323 RETAINER (TRANSMISSION PARKING PAWL TOGGLE RETURN SPRING)</b>					
B8A 77323-A		⊕PBL-77323-A	1	368,430	56/59
<b>7325 ROD (TRANSMISSION MANUAL SHIFT)</b>					
LD 7325-B		5/16" dia. x 14-3/4" long (a)	1	368	56/57
LF 7325-A			1	430	58
B9L 7325-B			1	430	59
72015-S		Cotter pin-1/16" x 5/8"-transmission manual shift rod to selector arm	1	a	
72033-S2		Cotter pin-1/16" x 1"-transmission manual shift rod to shift lever	2	a	
351341-S7		Washer-spring-5/16"-rod assy. to lever assy.	2	a	
353509-S8		Washer-flat-5/16"-rod assy. to lever assy.	1	a	
354974-S8B		Clevis pin-5/16" x 15/16"-transmission manual shift rod to selector arm	1	a	
356210-S8		Washer-flat-1/4"-rod assy. to arm assy.	1	a	
356254-S2		Washer-spring-1/4"-rod assy. to arm assy.	1	a	
<b>7-7326 RETAINER (TRANSMISSION PARKING PAWL TOGGLE LEVER SUPPORT PIN)</b>					
1P 77326-A		9/16" O.D. x 1/4" wide	1	368	56/57
B8S 77326-A		11/16" O.D. x 1/4" wide - ⊕PBA-77326-A	1	430	58/59
<b>7330 LEVER (TRANSMISSION FRONT BAND ACTUATING)</b>					
		Sec basic part number 7-7354			
<b>7-7345 RETAINER (TRANSMISSION CONTROL SELECTOR LEVER SPRING)</b>					
FDU 77345-A		Stamping with (3) holes (a)	1	368,430	56/59
32916-S8		Screw-pan hd. cr. rec. tap. -No. 8-18 x 3/8"-retainer to lever socket	2	a	
34938-S8		Lockwasher-external tooth-No. 8	2	a	

# Transmission And Clutch

GROUP AND PART NUMBER	TYPE	DESCRIPTION, SIZE, ETC.	NO. REQ'D	MODEL OR ENGINE CUBIC INCH DISPLACEMENT	YEAR 19__
<b>7-7353 BODY (TRANSMISSION FRONT BAND SERVO)</b>					
B7A 77353-E	T/D	Must be used with B7AZ-7A165-A - (a,b) ⊕PBA-77353-A	1	368,430	56/58
B8A 77353-A	T/R	⊕PBL-77353-A (a,b)	1	430	58
B9MP 7A094-B		(b)	1	430	59
33799-S7		Nut-hex. jam-3/8"-16	1	a	
34807-S7		Lockwasher-3/8"	1	b	
350696-S		Screw-headless set-3/8"-16 x 1-3/8"	1	a	
357912-S		Bolt-hex. hd. -3/8"-16 x 1-1/4"-servo to transmission case	1	b	
<b>7354 CLEVIS (TRANSMISSION MANUAL SHIFT ROD)</b>					
LF 7354-B		(b)	1	430	58/59
33923-S8		Nut-hex. jam-5/16"-24-to lock clevis on rod assy.	1	b	
<b>7-7354 LEVER (TRANSMISSION FRONT BAND ACTUATING)</b>					
B4A 77354-B		⊕1P-77354-B (a)	1	368	56/57
B8S 7330-A		⊕PBB-7330-A (a)	1	430	58/59
33799-S		Nut-lock-hex. jam-3/8"-16- adjusting screw to actuating lever	1	a	
350696-S		Screw-headless set-3/8"-16 x 1-3/8"- adjusting front servo actuating lever	1	a	
<b>7-7356 PIN (TRANSMISSION BAND ACTUATING LEVER SHAFT)</b>					
1P 77356-A		Slotted - 11/64" O.D. x 1-1/4" long - (1) each front and rear servo	AR	368,430	56/59
<b>7-7360 PIN (TRANSMISSION FRONT BAND SERVO PISTON GUIDE)</b>					
B6S 77360-A		3/8" max. dia. x 2-3/8" long and (1) No.10-32 tapped hole - ⊕PMC-77360-A	1	368,430	56/59
<b>7A360 CYLINDER (TRANSMISSION FRONT CLUTCH)</b>					
B9AP 7A360-B		Also use B9AP-7A361-D piston	1	368	56/57
B9MP 7A360-A		Also use B9MP-7A361-B piston when using to replace B8E-77556-A cylinder	1	430	58/59
<b>7361 PLUNGER (TRANSMISSION CONTROL SELECTOR LEVER)</b>					
FDU 7361-A		5/32" and 1/4" dia. x 1-27/32" o/all length	1	368,430	56/59
<b>7-7361 "O" RING (TRANSMISSION FRONT BAND SERVO PISTON OIL)</b>					
B7A 77361-A		Small - also serviced in 7153 kit - ⊕PAN-77361-A	1	368,430	56/59
<b>7A361 PISTON (TRANSMISSION FRONT CLUTCH)</b>					
B9AP 7A361-D		Also use B9AP-7A360-B cylinder	1	368	56/57
B9MP 7A361-B		Also use B9MP-7A360-A cylinder when using to replace B8E-77562-A piston	1	430	58/59
<b>7-7362 SEAL (TRANSMISSION FRONT BAND SERVO PISTON OIL)</b>					
		See basic part number 7A294			
<b>7365 SPRING (TRANSMISSION FRONT BAND SERVO ACCUMULATOR)</b>					
B8A 7365-A		⊕PBM-7365-A	1	430	59
<b>7-7365 OIL SEAL (TRANSMISSION FRONT BAND SERVO PISTON RETRACTING)</b>					
B6S 77365-A		Rubber - also serviced in 7153 kit - ⊕PMC-77365-A	1	368,430	56/59
<b>7366 PISTON (TRANSMISSION FRONT BAND SERVO RELEASE)</b>					
B7A 7366-A	T/D	Steel - ⊕PAN-7366-B (a)	1	368,430	57/58
B8S 7366-A	T/R	Use for PBB-E transmission - 1-19/32" O.D. x 3/8" thick - ⊕PBB-7366-B (a)	1	430	58/59
CONTINUED ON NEXT PAGE					

# Transmission And Clutch

GROUP AND PART NUMBER	DESCRIPTION. SIZE. ETC.	NO. REQ'D	MODEL OR ENGINE CUBIC INCH DISPLACEMENT	YEAR 19__
<b>7366 PISTON (TRANSMISSION FRONT BAND SERVO RELEASE) CONTINUED</b>				
PBB 7366-D	Use for PBB-U transmission - (a) 1-1/2" O.D. x 3/8" thick	1	430	59
42802-S8	Screw and lockwasher assy.-pan hd.- No. 10-32 x 3/8"-retain piston in servo assy.	1	a	
44713-S8	Washer-flat-No. 10-retain piston in servo assy.	1	a	
<b>7-7366 SNAP RING (TRANSMISSION FRONT BAND SERVO PISTON RETAINER)</b>				
B6S 77366-A	2-1/16" free O.D. x 3/64" thick - ⊕PMC-77366-A	1	368,430	56/59
<b>7B368 WASHER (TRANSMISSION OUTPUT SHAFT THRUST) REAR</b>				
B5AZ 7B368-A	Rear - bronze and steel backed - 1/16" thick - ⊕PMB-77066-A, ⊕B5A-77066-A	1	368	56/57
B8AZ 7B368-A	Rear - bronze and steel backed - ⊕PBB-77066-B, ⊕B8E-77066-A	1	430	58/59
<b>7-7369 SPRING (TRANSMISSION REAR BAND SERVO ACCUMULATOR)</b>				
B5A 77369-A	13/16" O.D. x 3/4" long - 4-3/4" coils - ⊕PMB-77369-A	1	368	56/57
B8A 77369-A	9/16" O.D. x 9/16" long - 6-1/4" coils - ⊕PBB-77369-A	1	430	58/59
<b>7371 PISTON (TRANSMISSION FRONT BAND SERVO ACCUMULATOR)</b>				
B8A 7371-A	Aluminum - 1-9/16" dia. small end with 3/32" width groove x 1-3/4" dia. - large end with 3/32" width groove 63/64" dia. bore x 19/32" deep - ⊕PBM-7371-A	1	430	59
<b>7-7371 RETAINER (TRANSMISSION REAR SERVO ACCUMULATOR SPRING)</b>				
B5A 77371-B	⊕PAG-77371-B (a)	1	368	56/57
353865-S	Snap ring-internal-1-9/64"	1	a	
<b>7374 RETAINER (TRANSMISSION FRONT BAND SERVO ACCUMULATOR SPRING)</b>				
B8A 7374-A	Aluminum - cup shaped - 1-59/64" O.D. with 3/32" width groove 1-17/64" dia. bore - ⊕PBM-7374-A	1	430	59
<b>7375 SEAL (TRANSMISSION FRONT BAND SERVO RETAINER ACCUMULATOR)</b>				
B8A 7375-A	Also serviced in 7153 kit - ⊕PBM-7375-A	1	430	59
<b>7A376 SHIELD (TRANSMISSION OIL SEAL DIRT)</b>				
B5AZ 7A376-B	⊕MC-77651-A, ⊕B5A-77651-B	1	368,430	56/59
<b>7-7377 PIN (TRANSMISSION FRONT BAND ANCHOR)</b>				
1P 77377-A	5/8" dia. x 1-3/16" overall length	1	368,430	56/59
<b>7-7379 TUBE (TRANSMISSION FRONT BAND SERVO OIL)</b>				
B5A 77379-A	5/16" O.D. x 3-11/16" long	2	368	56/57
B8E 77379-A	5/16" O.D. x 4-31/64" long - ⊕PBB-77379-A	2	430	58/59
<b>7381 SEAL RING (TRANSMISSION FRONT BAND SERVO ACCUMULATOR)</b>				
B8A 7381-A	Large - aluminum - 1-3/4" O.D. compressed 3/32" thick - also serviced in 7153 kit - ⊕PBM-7381-A	1	430	59
<b>7382 SEAL RING (TRANSMISSION FRONT BAND SERVO ACCUMULATOR)</b>				
B8A 7382-A	Small - aluminum - 1-5/16" O.D. compressed 3/32" thick - also serviced in 7153 kit - ⊕PBM-7382-A	1	430	59

# Transmission And Clutch

GROUP AND PART NUMBER	TYPE	DESCRIPTION, SIZE, ETC.	NO. REQ'D	MODEL OR ENGINE CUBIC INCH DISPLACEMENT	YEAR 19_____
<b>7384 SNAP RING (TRANSMISSION FRONT BAND SERVO ACCUMULATOR)</b>					
B8A 7384-A		Steel - 1-31/32" free I.D. x 2-3/32" free O.D. - @PBM-7384-A	1	430	59
<b>7385 TUBE (TRANSMISSION FRONT BAND SERVO OIL ACCUMULATOR)</b>					
B8E 7385-A		5/16" O.D. x 3-13/16" approximate overall length - @PBE-7385-A	1	430	59
<b>7A393 PLATE (TRANSMISSION CONTROL UPPER VALVE BODY)</b>					
B5AZ 7A393-A		Rear - @PMB-77749-A, @B5A-77749-A (a)	1	368,430	56/59
		34803-S Lockwasher-No. 10-plate to upper valve body	3	a	
		358509-S Screw-fill.hd.-No. 10-24 x 7/16"-plate to upper valve body	3	a	
<b>7A396 PLATE (TRANSMISSION CONTROL UPPER VALVE BODY)</b>					
BIAZ 7A396-A		Front - @1P-77763-B (a)	1	368,430	56/59
		34803-S Lockwasher-No. 10-plate to upper valve body	AR	a	
		358509-S Screw-fill.hd.-No. 10-24 x 7/16"-plate to upper valve body	AR	a	
<b>7A398 PLANET (TRANSMISSION)</b>					
B8AZ 7A398-B		@PBL-77162-C, @B8A-77162-F *When this part is used to replace B8A-77162-A or B8A-77162-E - part number B8A-77549-A and B8T-77548-A also must be used	1	368*	56/57
B8LY 7A398-A	T/D	@PBB-77162-C * When this part is used to replace PBB-77162-B part number B8S-77549-A and B8S-77548-A also must be used	1	430*	58
B8SZ 7A398-B	T/R	@PBE-77162-C, @B8S-77162-C *Also use (1) B8S-77549-A race and (1) B8S-77548-A washer when using to replace PBE-77162-B planet	1	430*	58/59
<b>7A399 GEAR (TRANSMISSION FRONT CLUTCH SUN)</b>					
B8SZ 7A399-A		@PAN-77530-B, @B8S-77530-A (a)	1	368	56/57
B8AZ 7A399-A		@PBB-77530-A, @B8E-77530-A (a)	1	430	58/59
		353078-S Ball-steel-1/4" dia.	1	a	
<b>7-7404 BODY (TRANSMISSION REAR BAND SERVO)</b>					
		See basic part number 7B172			
<b>7-7406 BEARING (TRANSMISSION REAR SERVO LEVER NEEDLE)</b>					
B5A 77406-A		@PMB-77406-A (a)	29	368,430	56/59
		353592-S Washer-flat-1/2" I.D. x 1" O.D. -to retain bearing	2	a	
<b>7-7414 "O" RING (TRANSMISSION REAR BAND SERVO)</b>					
B7A 77414-A		Rubber - 3-1/16" I.D. x 3-11/32" O.D. x 9/64" thick - also serviced in 7153 kit - @PMC-77414-A	1	368,430	56/59
<b>7-7415 SPRING (TRANSMISSION REAR BAND SERVO PISTON)</b>					
B5A 77415-A		@PAG-77415-A	1	368	56/57
B8A 77415-A		@PBK-77415-A	1	430	58/59
<b>7-7417 SNAP RING (TRANSMISSION REAR BAND SERVO PISTON RETAINER)</b>					
B7A 77417-A		3-9/16" O.D. x 1/16" thick - @PMC-77417-A	1	368,430	56/59

# Transmission And Clutch

GROUP AND PART NUMBER	TYPE	DESCRIPTION, SIZE, ETC.	NO. REQ'D	MODEL OR ENGINE CUBIC INCH DISPLACEMENT	YEAR 19__
<b>7-7420</b> BOLT (TRANSMISSION REAR BAND SERVO TO CASE)					
B7A 77420-A		With pilot end - hexagon head - (a) 7/16"-14 x 1-15/32" long - @PAN-77420-A	1	368,430	56/59
34808-S		Lockwasher-7/16"	1	a	
<b>7-7421</b> STRUT (TRANSMISSION REAR BAND ACTUATING)					
1P 77421-A		29/32" wide x 1-7/64" long x 11/64" thick	1	368,430	56/59
<b>7-7426</b> STOP (TRANSMISSION REAR BAND ADJUSTING)					
B5A 77426-A		1/2"-20 x 2-7/16" overall length - (a) @PAG-77426-A	1	368	56
B5AP 7A178-A		1/2"-20 x 2-7/8" overall length (a)	1	368	57
COMP 7A178-B		1/2"-20 x 2-53/64" overall length - (a)	1	430	58/59
33943-S		Nut-hex. jam-1/2"-20-to lock rear band adj. stop to case	1	a	
<b>7-7440</b> REGULATOR (TRANSMISSION OIL PRESSURE)					
See basic part number 7A139					
<b>7A441</b> PAWL (TRANSMISSION PARKING BRAKE)					
B4AZ 7A441-A		@1P-77311-B, @B4A-77311-A	1	368	56/57
B9MP 7A441-A		When using to replace PBB-77311-D also use (1) B9MP-7A121-A lever and (1) B9MP-7A295-A pin	1	430	58/59
<b>7-7465</b> SPRING (TRANSMISSION LOW OIL PRESSURE REGULATOR VALVE)					
B5A 77465-B		22-1/2" coils - @PMB-77465-B	1	368,430	56/59
<b>7-7466</b> SEAT (TRANSMISSION OIL PRESSURE REGULATOR VALVE SPRING)					
B5A 77466-A		@PMD-77466-A	1	368,430	56/59
<b>7-7469</b> TUBE (TRANSMISSION MAIN OIL PRESSURE)					
B5S 77469-A		@PMB-77469-A * Used with T/R transmission in 1958-1959	1	368,430*	56/59
B8E 77469-A	T/D	@PBB-77469-A	1	430	58
<b>7470</b> SPACER (TRANSMISSION LOW OIL PRESSURE REGULATOR VALVE)					
B5A 7470-A		35/64" dia. x 51/64" long - @PMB-7470-A	1	368,430	56/59
<b>7A478</b> RETAINER (TRANSMISSION MAIN OIL PRESSURE REGULATOR VALVE)					
B5MY 7A478-A		@PMB-77462-A, @B5A-77462-A For 1959 see basic part number 7B025	1	368,430	56/58
<b>7A480</b> SPRING (TRANSMISSION REAR CLUTCH PISTON)					
B1AZ 7A480-A		(3-1/2) coils x 2-9/16" I.D x 3-1/8" O.D. x 2-11/32" free length - @1P-77515-B	1	368	56/57
B8SZ 7A480-A		@PBB-77515-B, @B8E-77515-A	1	430	58/59
<b>7-7482</b> CLIP (TRANSMISSION OIL PAN SCREEN RETAINING)					
See basic part number 7A097					
<b>7-7497</b> "O" RING (TRANSMISSION FRONT BAND SERVO RELEASE PISTON)					
B7A 77497-A	T/D	Also serviced in 7153 kit - @PAN-77497-A	1	368,430	56/58
PBB 77497-A	T/R	Use for PBB-E transmission only	1	430	58/59
B8A 77497-A		Use for PBB-U transmission - @PBK-77497-A	1	430	59
<b>7-7507</b> BEARING (TRANSMISSION PARKING LINKAGE NEEDLE)					
See basic part number 7A007					
<b>7-7507</b> ROLLER (TRANSMISSION REAR CLUTCH SUN GEAR FRONT BEARING)					
B5A 77507-B		.120" dia. x 17/32" long - @6150640	34	368	56/57
B8S 77507-A		.123" dia. x 17/32" long - @6150641	38	430	58/59

# Transmission And Clutch

GROUP AND PART NUMBER	DESCRIPTION, SIZE, ETC.	NO. REQ'D	MODEL OR ENGINE CUBIC INCH DISPLACEMENT	YEAR 19__
<b>7-7512 'O' RING (TRANSMISSION REAR CLUTCH PISTON OIL) INNER</b>				
1P 77512-A	Rear inner - rubber - 1-27/64" I.D. x 1-43/64" O.D. x 1/8" thick - use as front clutch piston ring - also serviced in 7153 kit	1	368	56/57
B5A 77512-A	Rear inner - rubber - also serviced in 7153 kit - @PMB-77512-A	1	368	56/57
B8E 77512-A	Rear inner - rubber - also serviced in 7153 kit - @PBB-77512-A	1	430	58/59
<b>7-7513 OIL SEAL (REAR CLUTCH PISTON)</b>				
1P 77513-A	Outer - rubber - 4-3/4" I.D. x 5-1/4" O.D. x 1/8" thick - also serviced in 7153 kit	1	368	56/57
B8E 77513-B	Outer - synthetic rubber - @PBB-77513-C	1	430	58/59
<b>7-7514 PISTON (TRANSMISSION REAR CLUTCH)</b>				
B7A 77514-A	@PAW-77478-B	1	368	56/57
B8S 77514-D	2-1/8" dia. bore - 5-57/64" O.D. x 57/64" thick - includes ball check - @PBB-77478-C	1	430	58/59
<b>7-7516 SEAT (TRANSMISSION REAR CLUTCH PISTON SPRING)</b>				
B5A 77516-B	@PMB-77516-B	1	368	56/57
B8E 77516-A	@PBB-77516-B	1	430	58/59
<b>7-7517 SNAP RING (TRANSMISSION REAR CLUTCH PISTON SPRING RETAINER)</b>				
B5A 77517-A	@PMB-77517-A	1	368	56/57
B8E 77517-A	@PBB-77517-A	1	430	58/59
<b>7-7518 PLATE (TRANSMISSION REAR CLUTCH EXTERNAL SPLINE)</b>				
1P 77518-A		5	368	56/57
B8E 77518-A	@PBB-77518-A	5	430	58/59
<b>7-7522 PLATE (TRANSMISSION REAR CLUTCH PRESSURE)</b>				
B6A 77522-A	Cast iron - @PAR-77522-A	1	368	56/57
B8E 77522-A	@PBB-77522-A	1	430	58/59
<b>7-7523 SNAP RING (TRANSMISSION REAR CLUTCH PLATE RETAINER)</b>				
1P 77523-A	5-9/16" O.D. x 5/64" thick Refer to group 7-7587 for front clutch application	1	368	56/57
<b>7-7524 WASHER (TRANSMISSION REAR CLUTCH SUN GEAR COUNTER THRUST)</b>				
B5S 77524-A	@PMB-77524-A	1	368	56/57
B8E 77524-A	@PBB-77524-C	1	430	58/59
<b>7-7531 KIT (TRANSMISSION FRONT CLUTCH LUBE VALVE)</b>				
B5A 77531-A	Consists of the following - (1) PMB-77614-A seat (1) PMB-77615-A spring (1) 353078-S ball	1	368,430	56/58
<b>7-7542 OIL SEAL (TRANSMISSION FRONT CLUTCH SUN GEAR)</b>				
B5S 77542-A	Also serviced in 7153 kit - @PMB-77542-A	2	368	56/57
B8E 77542-A	@PBB-77542-A	2	430	58/59
<b>7-7543 OIL SEAL (TRANSMISSION FRONT CLUTCH SUN GEAR)</b>				
1P 77543-B	Rear - cast iron - 15/16" compressed dia. x 3/8" thick - also serviced in 7153 kit	2	368,430	56/59
<b>7-7545 WASHER (TRANSMISSION FRONT CLUTCH SUN GEAR THRUST) FRONT</b>				
B5S 77545-A	Bronze - @PMB-77545-A	1	368	56/57
B8E 77545-A	@PBB-77545-A	1	430	58/59

# Transmission And Clutch

GROUP AND PART NUMBER	DESCRIPTION, SIZE, ETC.	NO. REQ'D	MODEL OR ENGINE CUBIC INCH DISPLACEMENT	YEAR 19__
<b>7-7547 OIL SEAL (TRANSMISSION FRONT CLUTCH SUN GEAR) INTERMEDIATE</b>				
B5S 77547-A	Also serviced in 7153 kit	2	368	56/57
1P 77883-A	1-1/2" O.D. x 3/32" wide - also serviced in 7153 kit	2	430	59
<b>7-7548 WASHER (TRANSMISSION FRONT CLUTCH SUN GEAR THRUST) REAR</b>				
B6A 77548-B	Rear - bronze - 1-1/8" I.D. x 1-1/4" O.D. x 1/16" thick - @PAW-77548-A	1	368	56/57
B8T 77548-A	Rear - 1-17/64" I.D. x 1-59/64" O.D. - (38) rollers - used with B8AZ-7A398-B - @PBW-77548-A	1	368	56/57
PBB 77548-A	Rear - bronze - 1-15/64" I.D. x 2-5/8" O.D. x 1/16" thick - use for PBE-77162-B planet	1	430	58/59
B8S 77548-A	Rear - 1-1/2" I.D. x 2-11/64" O.D. - (46) rollers - used with B8LY-7A398-A and B8SZ-7A398-B - +PBB-77548-B	1	430	58/59
<b>7A548 SEAL (TRANSMISSION FRONT CLUTCH PISTON OIL) OUTER</b>				
BIAZ 7A548-A	Outer - rubber - 3-7/8" I.D. x 4-13/32" O.D. x 1/8" thick - also serviced in 7153 kit - @1P-77558-A	1	368	56/57
B8SZ 7A548-A	Outer - rubber - 4-35/64" I.D. x 5-1/16" O.D. x 1/8" thick - also serviced in 7153 kit - @PBB-77558-A, @B8E-77558-A	1	430	58/59
<b>7-7549 RACE (TRANSMISSION FRONT CLUTCH SUN GEAR THRUST BEARING) REAR</b>				
B8A 77549-B	1-17/64" I.D. x 2" O.D. x 7/64" thick - use with B8AZ-7A398-B - @6150673	1	368	56/57
B8S 77549-A	1-33/64" I.D. x 2-1/4" O.D. x 7/64" thick - use with B8LY-7A398-A - @6150674	1	430	58/59
<b>7-7557 "O" RING (TRANSMISSION FRONT CLUTCH PISTON OIL) INNER</b>				
B8E 77557-A	Front inner - rubber - also serviced in 7153 kit - @PBB-77557-A	1	430	58/59
<b>7-7563 RING (TRANSMISSION FRONT CLUTCH PISTON SPRING RETAINER PRESSURE)</b>				
1P 77563-A	Spring wire - 2-13/16" I.D. x 3-1/16" O.D. x 1/8" thick	1	368	56/57
B8E 77563-A	Spring wire - 3-29/64" I.D. x 3-45/64" O.D. x 1/8" thick - @PBB-77563-A	1	430	58/59
<b>7-7567 SNAP RING (TRANSMISSION FRONT CLUTCH CYLINDER)</b>				
1P 77567-A	5-19/32" O.D. x 3/32" thick (1) Front clutch (1) Transmission assy.	2	368	56/57
B8E 77567-A	6-1/4" x 3/32" thick - @PBB-77567-A (1) req'd. - for front clutch (1) req'd. - for rear clutch (1) req'd. - for transmission case	3	430	58/59
<b>7-7573 PLATE (TRANSMISSION FRONT CLUTCH EXTERNAL SPLINE)</b>				
1P 77573-A	External spline - 54 teeth	3	368	56/57
B8E 77573-A	External spline - 60 teeth - @PBB-77573-A	3	430	58/59
<b>7-7577 WASHER (TRANSMISSION FRONT CLUTCH HUB THRUST)</b>				
B5S 77577-B	Laminated phenolic - @PMB-77577-B	1	368	56/57
B8E 77577-A	Laminated phenolic - @PBB-77577-A	1	430	58/59
<b>7583 BUMPER (BRAKE PEDAL)</b>				
MA 7583-A	Rubber	1	All	56
<b>7-7607 PLUNGER (TRANSMISSION MANUAL VALVE DETENT)</b>				
B8A 77607-A	@PBA-77607-A	1	430	58/59



# Transmission And Clutch

GROUP AND PART NUMBER	TYPE	DESCRIPTION, SIZE, ETC.	NO. REQ'D	MODEL OR ENGINE CUBIC INCH DISPLACEMENT	YEAR
<b>7-7614 SEAT (TRANSMISSION FRONT CLUTCH LUBE VALVE)</b>					
PMB 77614-A		NS-Serviced in 7-7531 kit	1	368,430	56/58
<b>7-7615 SPRING (TRANSMISSION FRONT CLUTCH LUBE VALVE)</b>					
PMB 77615-A		NS-Serviced in 7-7531 kit	1	368,430	56/58
<b>7A626 DRUM &amp; SUN GEAR (TRANSMISSION FRONT BRAKE)</b>					
B5AZ 7A626-A		⊕PMB-77502-A, ⊕B5A-77502-B	1	368	56/57
COMP 7A626-A			1	430	58/59
<b>7-7658 VALVE (TRANSMISSION REAR BAND SERVO CHECK)</b>					
B8A 77658-A		⊕PBB-77658-A	1	430	58/59
<b>7-7712 SEAT (TRANSMISSION REAR PUMP CHECK VALVE)</b>					
B5A 77712-A		⊕PMB-77712-A	1	368,430	56/59
<b>7-7713 VALVE (TRANSMISSION REAR PUMP CHECK)</b>					
B5A 77713-B		⊕PMB-77713-B	1	368,430	56/59
<b>7-7715 PLATE (TRANSMISSION CONTROL VALVE BODY SEPARATING)</b>					
		See basic part number 7A008			
<b>7729 PLATE (TRANSMISSION CONTROL LOWER VALVE BODY SIDE)</b>					
B8A 7729-A		Steel - 13/64" dia. holes 1-1/2" between (a) centers 1/8" thick - ⊕PBM-7729-B	1	430	59
		34823-S Lockwasher-light-No.10	2	a	
		355128-S Screw-pan hd. -No.10-24 x 7/16"	2	a	
<b>7-7733 PLATE (TRANSMISSION CONTROL END BODY)</b>					
B5A 77733-A		⊕PMB-77733-A (a)	1	368,430	56/58
		34803-S Lockwasher-No.10-end body and plate assy. to lower valve body	3	a	
		358509-S Screw-fill.hd. -No.10-24 x 7/16"-plate to end body	3	a	
<b>7-7739 PLATE (TRANSMISSION CONTROL LOWER VALVE BODY SIDE)</b>					
PMB 77739-A		☆Use for T/D transmission 1958 models	1	368,430☆	56/58
B8S 77739-A	T/R	⊕PBM-77739-A (a)	1	430	58/59
		34803-S Lockwasher-medium-No.10	AR	a	
		358509-S Screw-fill.hd. -No.10-24 x 7/16"	AR	a	
<b>7-7761 SPRING (TRANSMISSION THROTTLE VALVE RETURN)</b>					
B5A 77761-A		⊕PMB-77761-A (a)	1	368,430	56/59
		34803-S Lockwasher-medium-No.10	AR	a	
		358509-S Screw-fill.hd. -No.10-24 x 7/16"	AR	a	
<b>7-7764 VALVE (TRANSMISSION CONTROL MANUAL)</b>					
B5A 77764-A		Used with control assy. PAW-77700-A, B and PAN-77700-D and E prior to 2-15-57 - ⊕PMB-77764-A	1	368	56/57
B7A 77764-A		Used with control assy. B7AZ-7A100-B and PAN-77700-F - ⊕PAR-77764-A ☆ Use for T/D transmission 1958 models	1	368,430☆	57/58
B8S 77764-A	T/R	⊕PBM-77764-A	1	430	58/59

# Transmission And Clutch

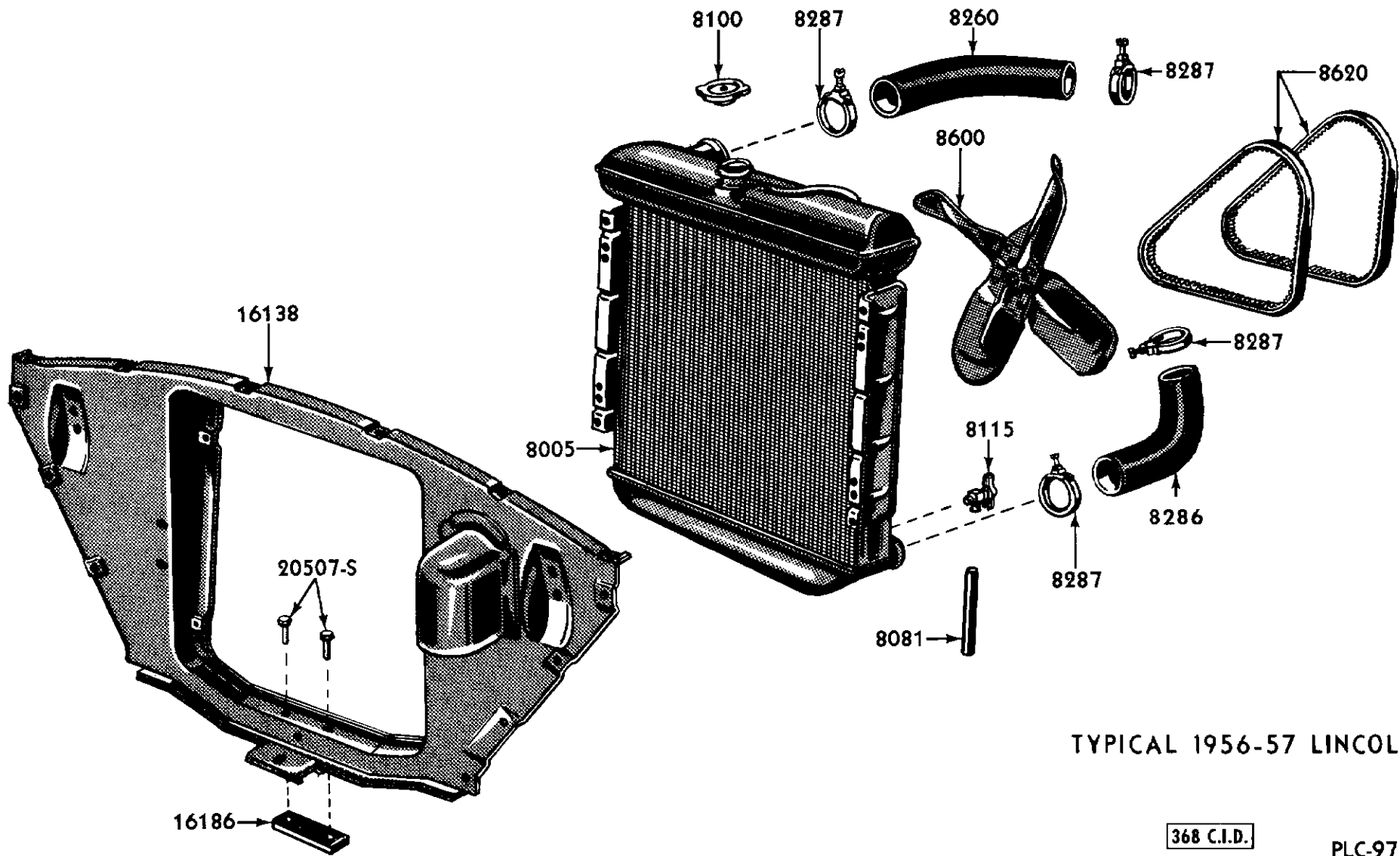
GROUP AND PART NUMBER	DESCRIPTION, SIZE, ETC.	NO. REQ'D	MODEL OR ENGINE CUBIC INCH DISPLACEMENT	YEAR 19__
<b>7771 PAN (TRANSMISSION CONTROL LINKAGE SPLASH)</b>				
LD 7771-C	With (2) bolt holes (a)	1	368	56/57
LF 7771-A		1	430	58/59
20327-S8	Bolt-hex.hd.-5/16"-24 x 5/8"-splash pan to converter intake duct	1	a	
20328-S	Bolt-hex.hd.-3/8"-16 x 5/8"	2	a	
33798-S8	Nut-hex.-5/16" x 24-splash pan to converter intake duct	1	a	
34781-S7	Lockwasher-5/16"	1	a	
34807-S2	Lockwasher-3/8"	2	a	
<b>7-7772 BRACE (TRANSMISSION CONTROL LINKAGE SPLASH PAN)</b>				
LD 77772-B		(a) 1	368	56
LD 77772-C		(a) 1	430	58
20327-S8	Bolt-hex.hd.-5/16"-24 x 5/8"-to pan and converter air intake	2	a	
33798-S8	Nut-hex.-5/16"-24-to pan and converter air intake	2	a	
357624-S7	Lockwasher-special-5/16"-to pan and converter air intake	2	a	
<b>7-7791 BRACKET (TRANSMISSION CONTROL LINKAGE SPLASH PAN TO TRANSMISSION)</b>				
LD 77791-B		(a) 1	368	57
LF 77791-A		(a) 1	430	58/59
20327-S8	Bolt-hex.hd.-5/16"-24	1	a	
33798-S8	Nut-hex.-5/16"-24	1	a	
34781-S7	Washer-special-5/16"	1	a	
<b>7-7836 GASKET (TRANSMISSION FRONT OIL PUMP)</b>				
1P 77836-A	Cork and rubber composition - 5-17/32" I.D. x 5-29/32" O.D. x 1/8" thick - also serviced in 7153 kit	1	368,430	56/59
<b>7-7860 COVER (TRANSMISSION REAR OIL PUMP)</b>				
	See basic part number 7A152			
<b>7-7863 "O" RING (TRANSMISSION REAR PUMP PRESSURE PORT)</b>				
B8E 77863-A	Synthetic rubber - @PBB-7073-A	1	430	58/59
<b>7-7868 "O" RING (TRANSMISSION REAR PUMP OUTLET TUBE OIL)</b>				
1P 77868-A	Rubber - 1/2" I.D. x 1/16" thick - also serviced in 7153 kit	1	368	56/57
<b>7-7873 "O" RING (TRANSMISSION REAR PUMP INLET TUBE OIL)</b>				
1P 77873-A	Rubber - 9/16" I.D. x 1/16" thick - also serviced in 7153 kit	1	368,430	56/59
<b>7880 TUBE (TRANSMISSION OIL COOLER DISCHARGE TO SUMP)</b>				
B6A 7880-A	Steel on brass - 5/16" O.D. x 2-37/64" long @PAW-7880-A	1	368	57
B8E 7880-A	Steel or brass - 3/8" O.D. x 2-41/64" long - @PBB-7880-B	1	430	58/59
<b>7-7881 DISTRIBUTOR (TRANSMISSION CLUTCH &amp; GOVERNOR OIL)</b>				
1P 77881-A	☆Use on models built prior to 6-15-57 (a)	1	368☆	56/57
20344-S8	Bolt-hex.hd.-1/4"-20 x 3/4-oil distributor to sleeve	2	a	
34805-S8	Lockwasher-1/4"	2	a	
<b>7-7883 OIL SEAL (TRANSMISSION FRONT CLUTCH SUN GEAR)</b>				
	See basic part number 7-7547			

# Transmission And Clutch

GROUP AND PART NUMBER	DESCRIPTION, SIZE, ETC.	NO. REQ'D	MODEL OR ENGINE CUBIC INCH DISPLACEMENT	YEAR 19__
<b>7-7883 OIL SEAL (TRANSMISSION OIL DISTRIBUTOR SLEEVE)</b>				
1P 77883-A	Cast iron - 1-1/2" O.D. x 3/16" wide - slotted - also serviced in 7153 kit *(4) used as oil distributor sleeve oil seal in 1956-7 *(2) used as front clutch sun gear oil seal - intermediate on 430 in 1958	AR	368*,430*	56/58
B8E 77883-A	Also serviced in 7153 kit - @PBB-77883-A	4	430	58/59
<b>7-7884 TUBE (TRANSMISSION OIL DISTRIBUTOR)</b>				
1P 77884-A	5/16" O.D. x 2-1/2" long - used on models built prior to 6-1-57	3	368	56/57
<b>7-7885 SPACER (TRANSMISSION OIL DISTRIBUTOR TUBE)</b>				
1P 77885-A	5/16" I.D. x 1-7/16" long - "U" shaped - used on models built prior to 6-1-57	1	368	56/57
<b>7902 CONVERTER</b>				
B9S 7902-A	@PBB-7902-D	(a) 1	430	58
B9MP 7902-A		(a) 1	430	59
357916-S	Pipe plug-1/8-27-dry seal-converter drain	AR	a	
<b>7908 IMPELLER (CONVERTER)</b>				
PMC 7908-A	Aluminum	1	368	56
B6A 7908-A	Steel - with hub attached - @PAR-7908-A	1	368	57
<b>7-7909 WASHER (CONVERTER IMPELLER THRUST)</b>				
B6A 77909-A	Steel - 3" O.D. x 1-5/8" I.D. x 3/32" thick - use between impeller and stator - @PAR-77909-A	1	368	57
<b>7915 HUB (CONVERTER IMPELLER)</b>				
B5A 7915-A	@PMB-7915-A	(a) 1	368	56
34805-S8	Lockwasher-1/4"	8	a	
356748-S	Bolt-hex.hd. - 1/4"-20 x 5/8"-impeller hub to impeller housing	8	a	
<b>7916 GASKET (CONVERTER IMPELLER HUB)</b>				
1P 7916-A		1	368	56
<b>7920 TURBINE (CONVERTER)</b>				
PBM 7920-A		1	368	56
B6A 7920-B	@PAW-7920-A	1	368	57
<b>7932 STATOR (TRANSMISSION)</b>				
PAN 7932-A		1	368	56
B5S 7932-A	@PMB-7932-A	1	368	57
<b>7937 WASHER (CONVERTER STATOR THRUST)</b>				
B5A 7937-A	Aluminum - 1-9/32" I.D. x 3" O.D. x 7/16" thick - (1) used in front and rear of stator assy. - @PAZ-7937-A	2	368	56/57
B8A 7937-A	Aluminum - used in stator - must be used with PAN-7937 C or D	1	368	57
<b>7940 CLUTCH (CONVERTER STATOR)</b>				
B7A 7940-B	@PAZ-7940-A	1	368	56/57
<b>7945 SNAP RING (CONVERTER STATOR CLUTCH)</b>				
1P 7945-A		2	368	56/57

# Transmission And Clutch

GROUP AND PART NUMBER	DESCRIPTION. SIZE. ETC.	NO. REQ'D	MODEL OR ENGINE CUBIC INCH DISPLACEMENT	YEAR 19__
<b>7946 RACE (CONVERTER STATOR CLUTCH)</b>				
1P 7946-A	Inner - 19 teeth	1	368	56/57
<b>7947 RACE (CONVERTER STATOR CLUTCH)</b>				
1P 7947-B	Outer	1	368	56/57
<b>7950 COVER (CONVERTER)</b>				
PMC 7950-A	With starting ring gear - 152 teeth (a)	1	368	56
PAN 7950-C	With starting ring gear - 152 teeth (a)	1	368	57
357916-S8B	Plug-hex. hd. pipe-1/8"-27-drain	2	a	
<b>7962 WASHER (CONVERTER THRUST)</b>				
1P 7962-A	1-1/4" I.D. x 2-7/16" O.D. x 1/16" thick	1	368	56/57
<b>7963 "O" RING (CONVERTER COVER)</b>				
PMC 7963-A	Rubber	1	368	56
B6A 7963-A	Rubber - gasket - @PAR-7963-A	1	368	57
<b>7964 BOLT (CONVERTER COVER TO IMPELLER HOUSING)</b>				
1P 7964-D	5/16"-24 x 1" under head (a)	22	368	56
PAN 7964-A	5/16"-24 x 7/8" under head - special head (a)	18	368	57
357919-S	Nut-hex. -5/16"-24-impeller to converter cover	AR	a	
<b>7975 HOUSING (CONVERTER)</b>				
PMC 7975-A	(a)	1	368	56
PAN 7975-A	(a)	1	368	57
B8E 7975-B	@PBB-7976-B (a)	1	430	58/59
20450-S	Bolt-hex. hd. -7/16"-14 x 1-3/8" - converter housing to transmission case assy.	4-5	a	
20490-S	Bolt-7/16"-14 x 5/8"-attach converter housing to case assembly	2	a	
34848-S	Washer-7/16"-heavy spring lock - converter housing to transmission case assy.	4-5	a	
<b>7980 COVER (CONVERTER HOUSING LOWER ACCESS)</b>				
B2A 7980-A	@AB-77980-A (a)	1	368	56
MG 77979-A	(b)	1	368	57
20326-S	Bolt-hex. hd. -5/16"-18 x 1/2"-cover to converter housing	2	a,b	
34806-S	Lockwasher-5/16"-cover to converter housing	2	a,b	
45169-S	Screw-tap. -No. 10-32 x 1/2"	1	b	
<b>7985-6 COVER (CONVERTER HOUSING)</b>				
LE 7985-B	(a)	1	368	56
LD 7986-A	(a)	1	368	57
B9S 7986-A	@LF-7986-A (a)	1	430	58/59
20310-S8	Bolt-hex. hd. -5/16"-18 x 1/2"-converter housing front cover to converter housing	AR	a	
34806-S7	Lockwasher-5/16"	AR	a	
<b>7993 SCREEN (CONVERTER HOUSING AIR INTAKE)</b>				
LE 7993-B		1	368	56
<b>7995 DUCT (CONVERTER AIR INTAKE)</b>				
LD 7995-B	(a)	1	368	56
43260-S8	Bolt and lockwasher assy. -hex. hd. -1/4-20 x 1/2"-air intake duct and screen to converter housing	4	a	
<b>7-7997 SCREEN (CONVERTER HOUSING AIR OUTLET)</b>				
LE 77997-A		1	368	56

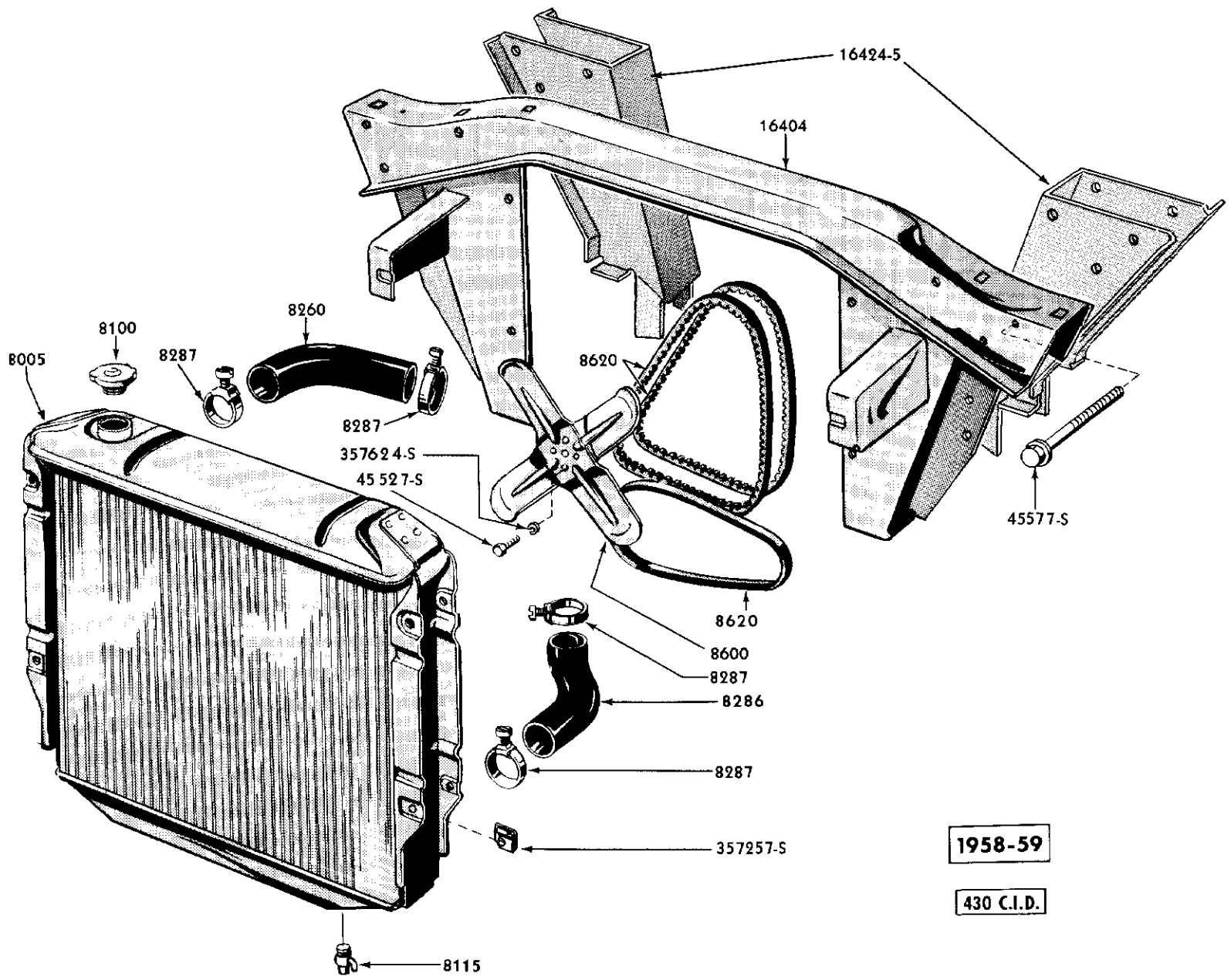


TYPICAL 1956-57 LINCOLN

368 C.I.D.

PLC-97

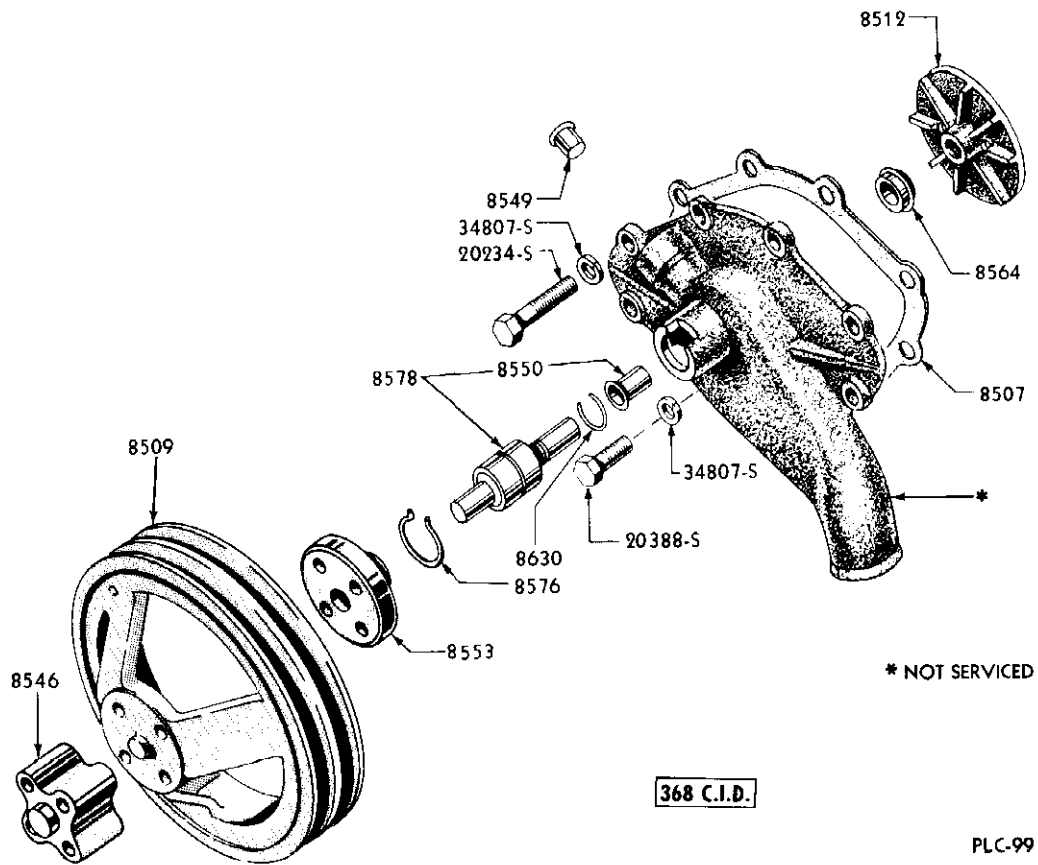
RADIATOR & RELATED PARTS



1958-59

430 C.I.D.

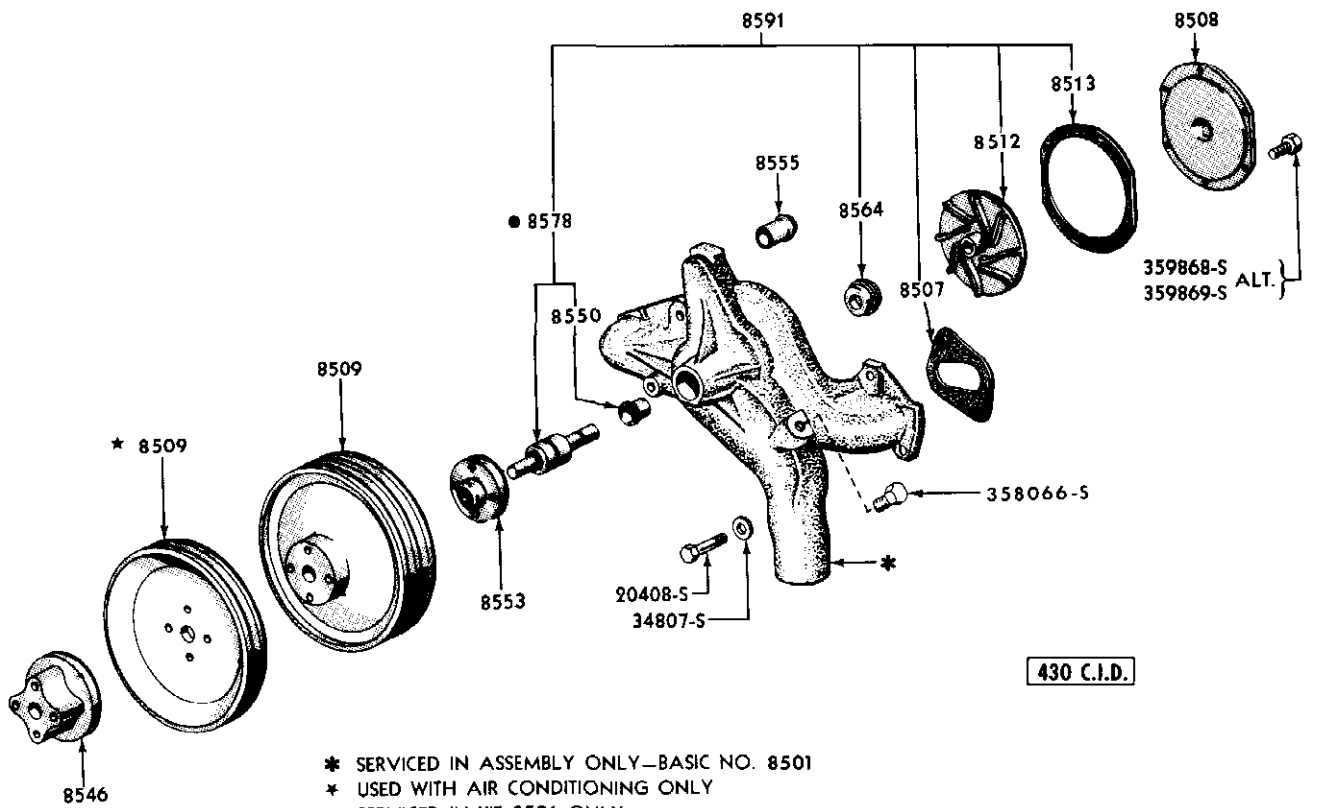
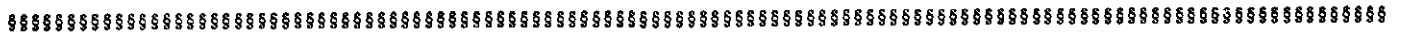
RADIATOR & RELATED PARTS



368 C.I.D.

PLC-99

**WATER PUMP & RELATED PARTS**

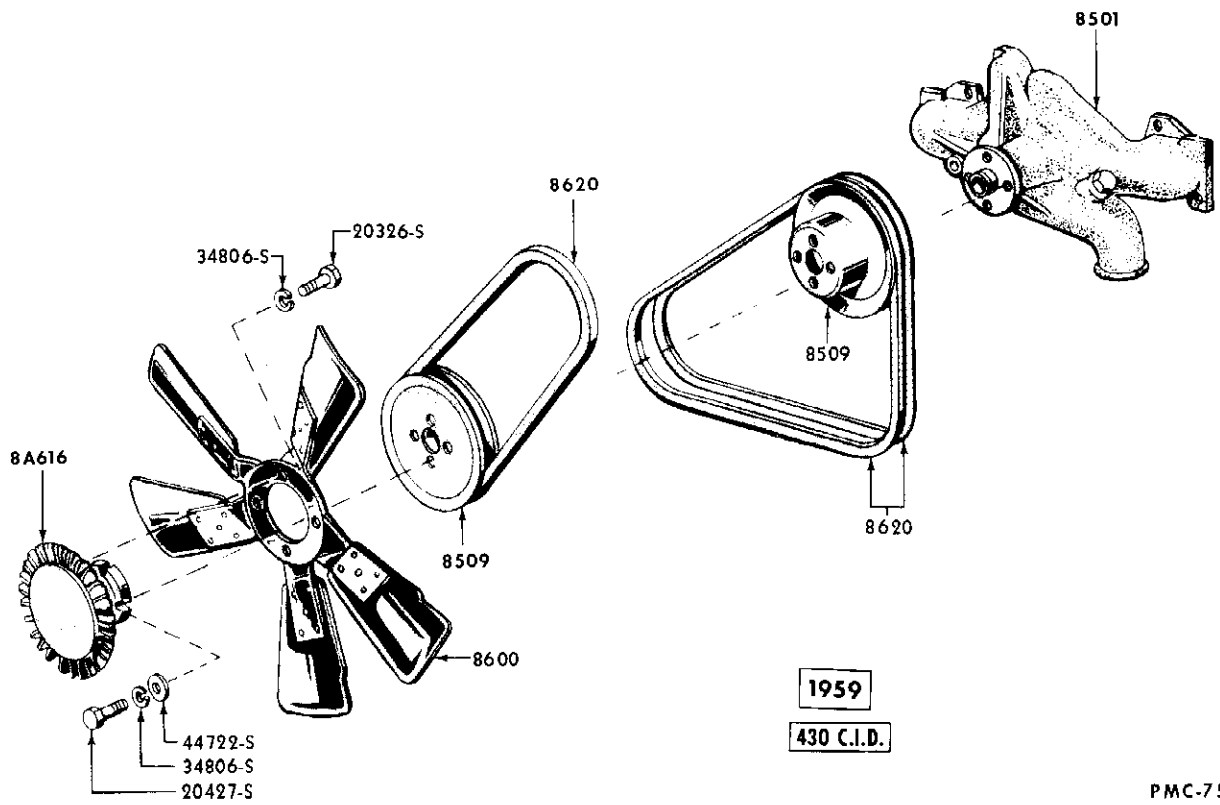


430 C.I.D.

- \* SERVICED IN ASSEMBLY ONLY—BASIC NO. 8501
- \* USED WITH AIR CONDITIONING ONLY
- SERVICED IN KIT 8591 ONLY

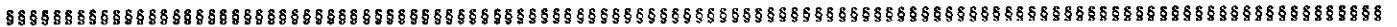
PLC-286

**WATER PUMP & RELATED PARTS**



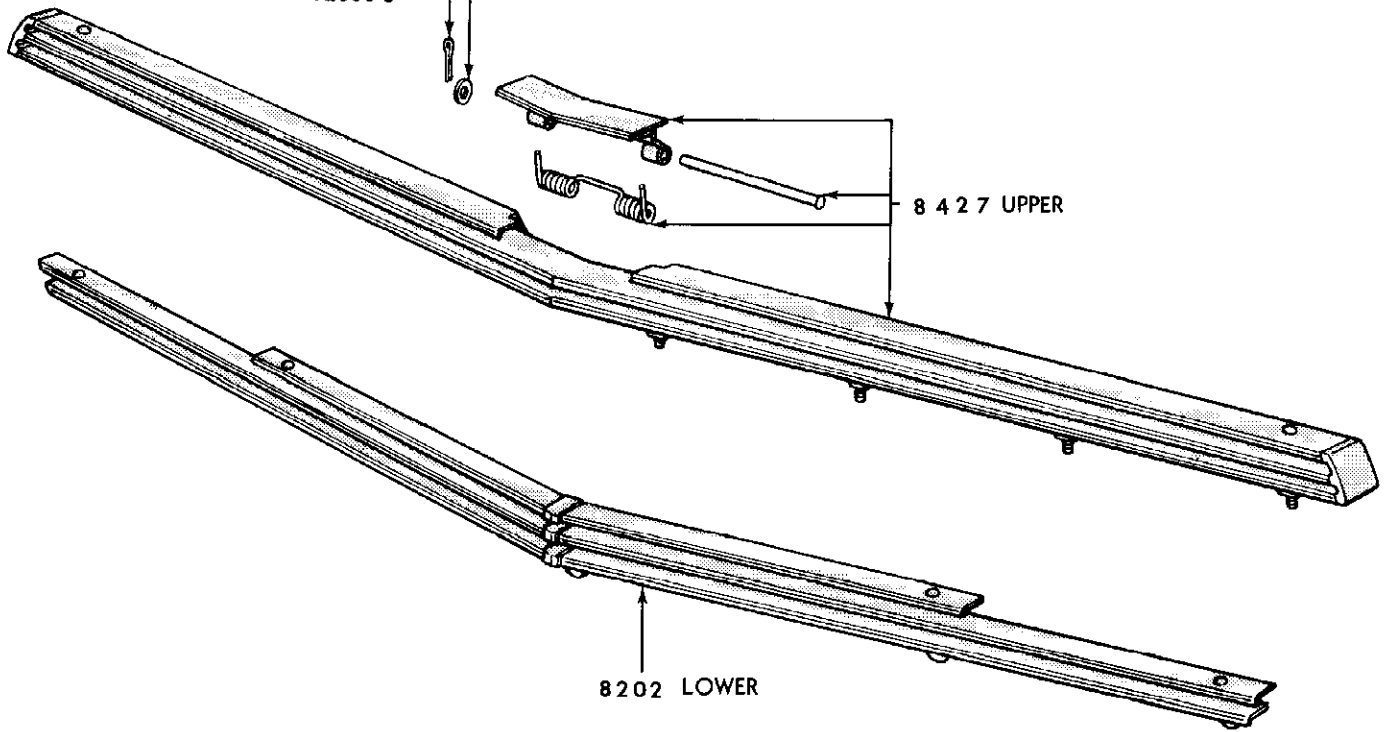
PMC-751-A

**POWER BOOSTER FAN & RELATED PARTS**



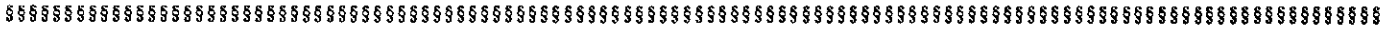


351256-S  
72000-S

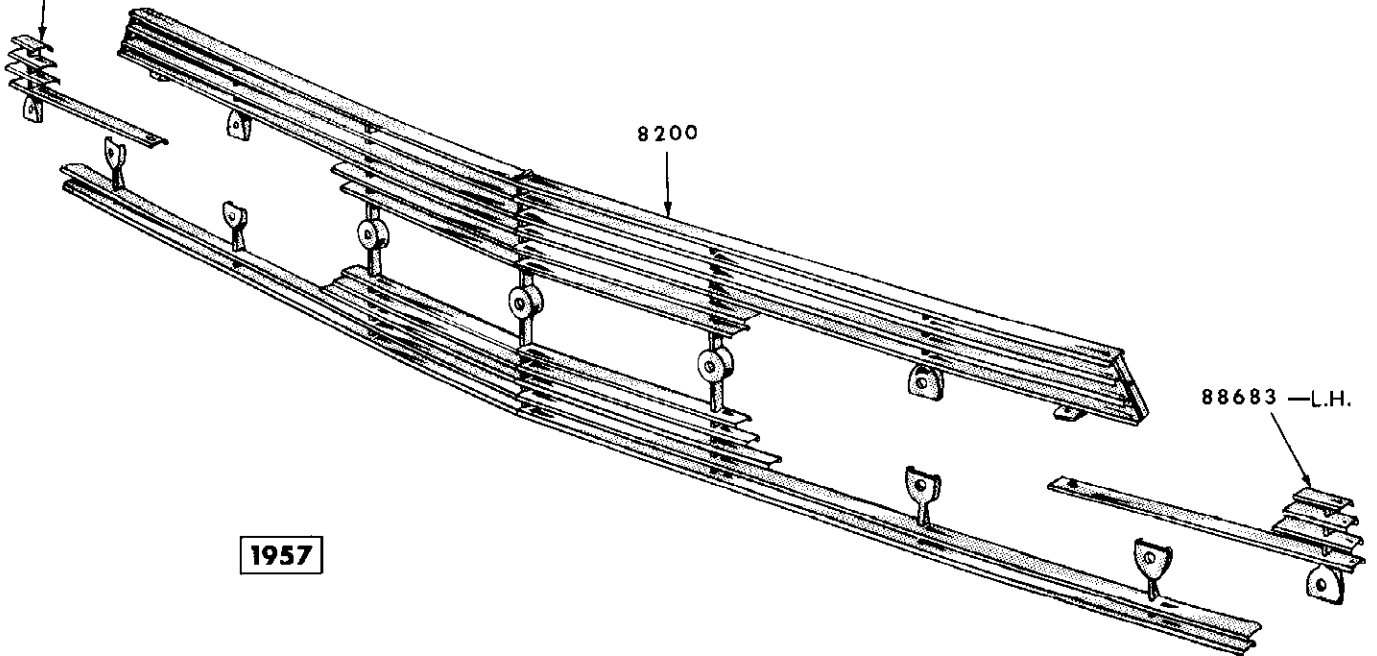


1956

PLC-79



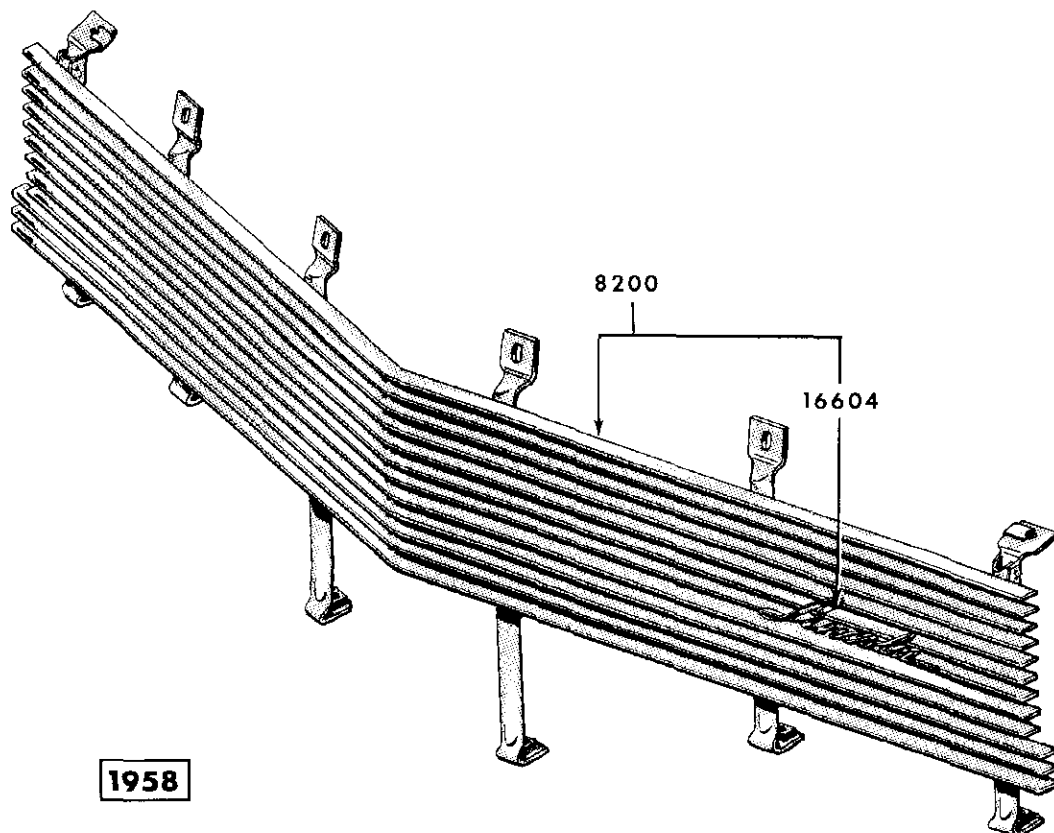
88682—R.H.



1957

PLC-192

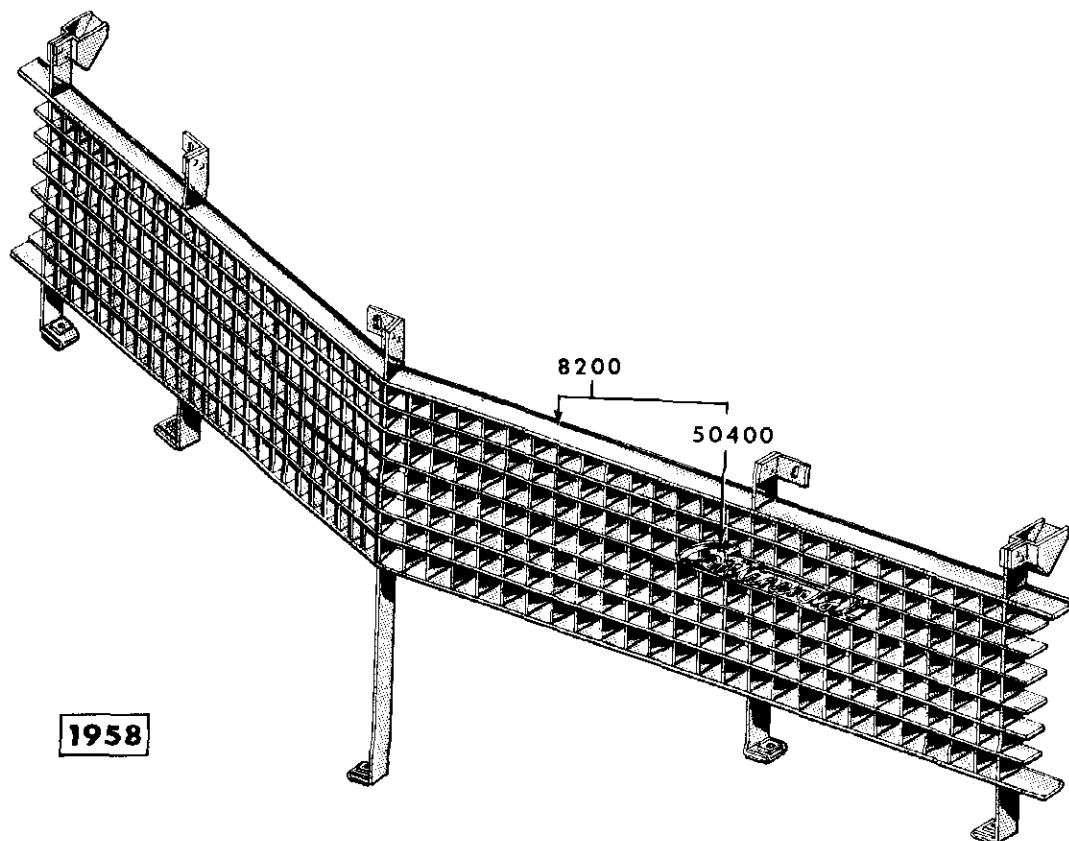
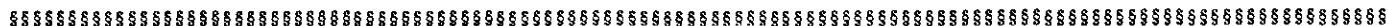
# GRILLE



1958

PLC-245

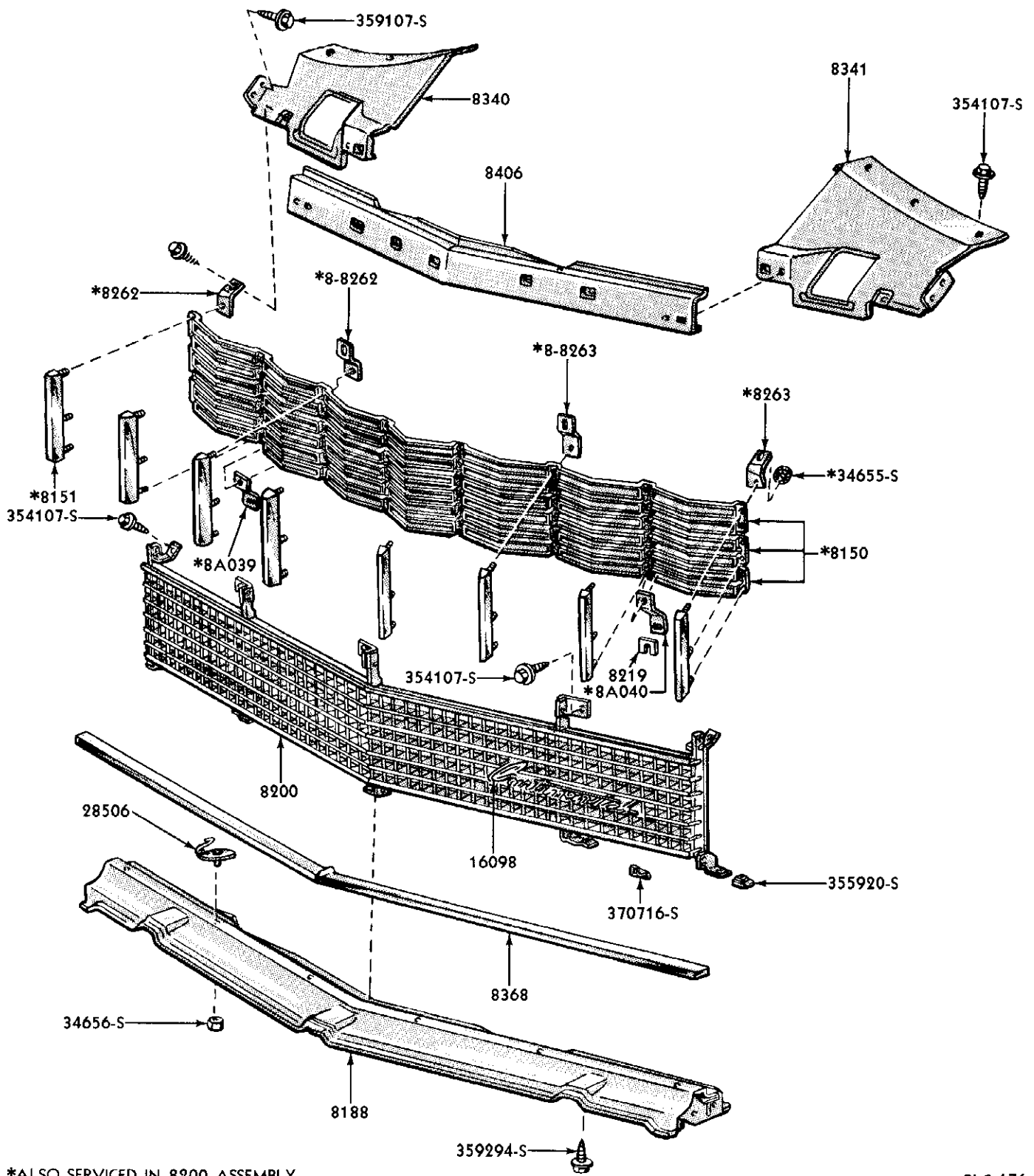
### GRILLE-LINCOLN



1958

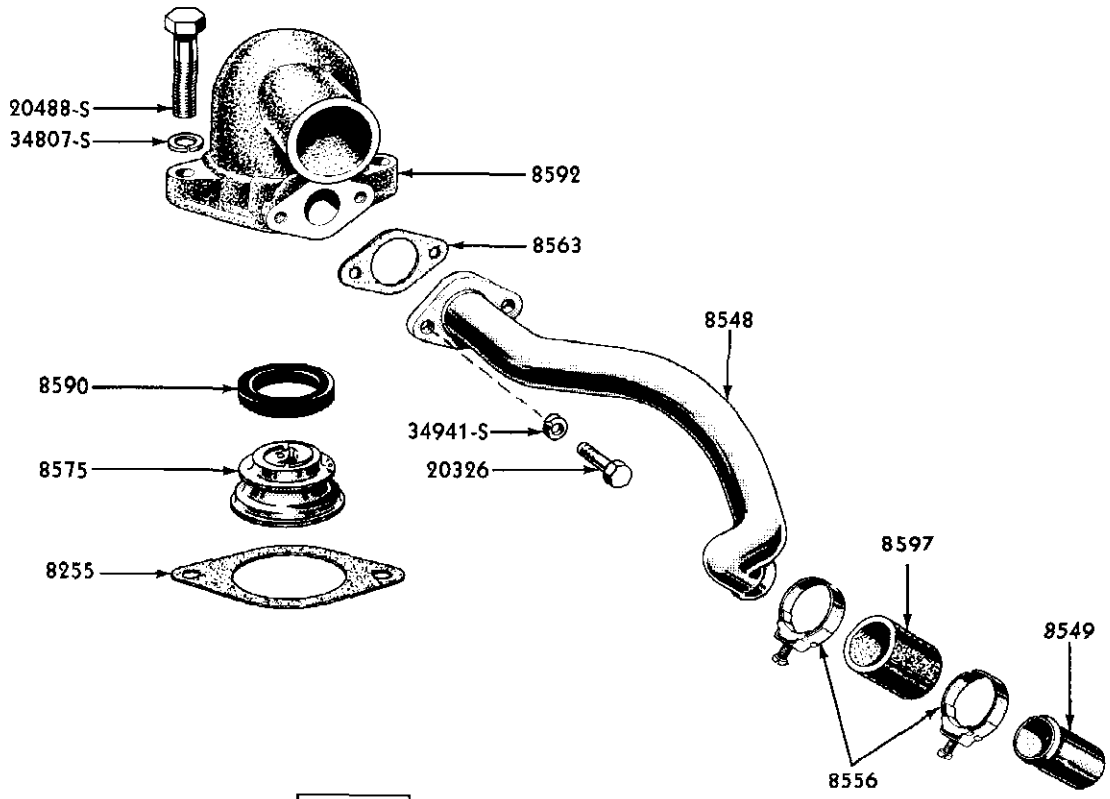
PLC-246

### GRILLE-CONTINENTAL



1959

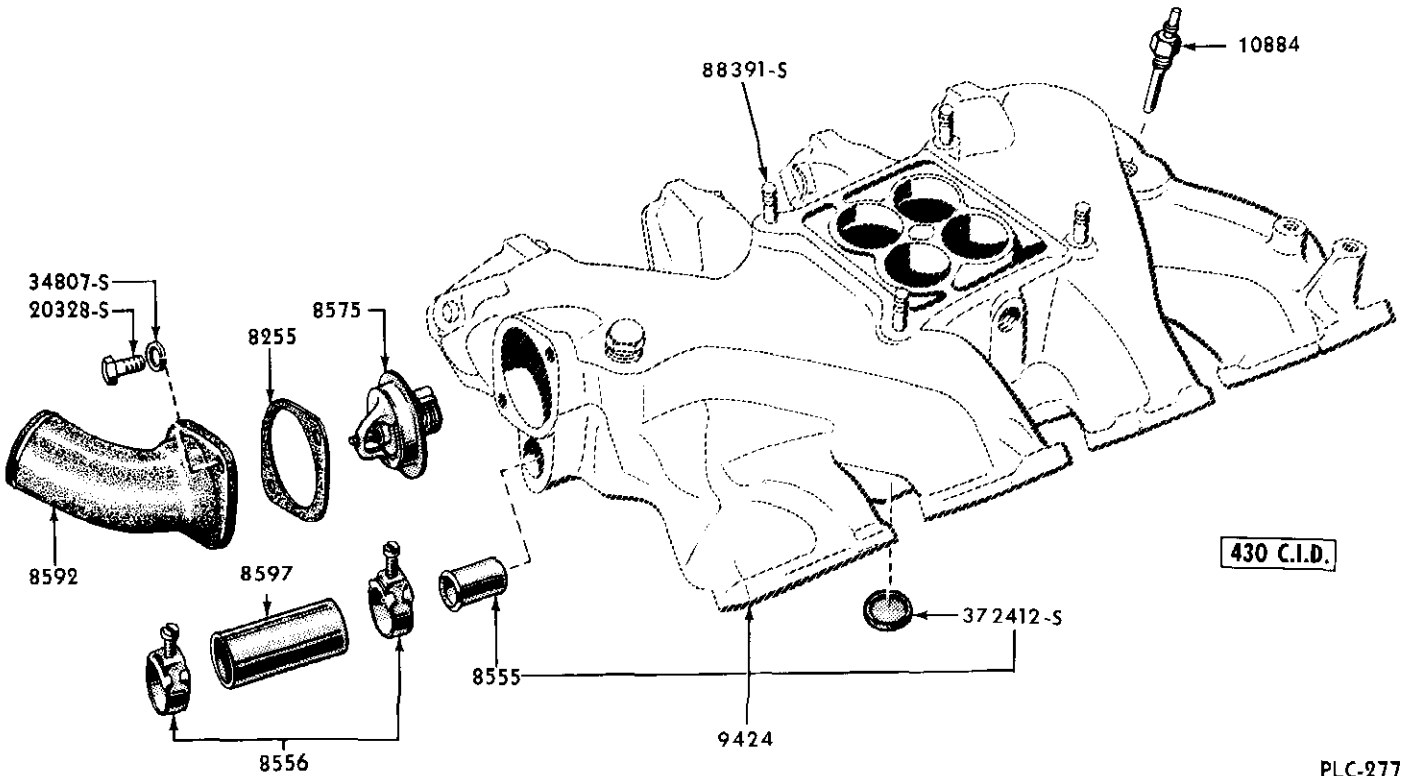
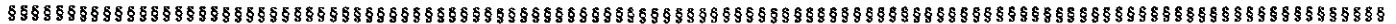
GRILLE-LINCOLN and CONTINENTAL



**368 C.I.D.**

PLC-101

**WATER OUTLET CONNECTIONS**

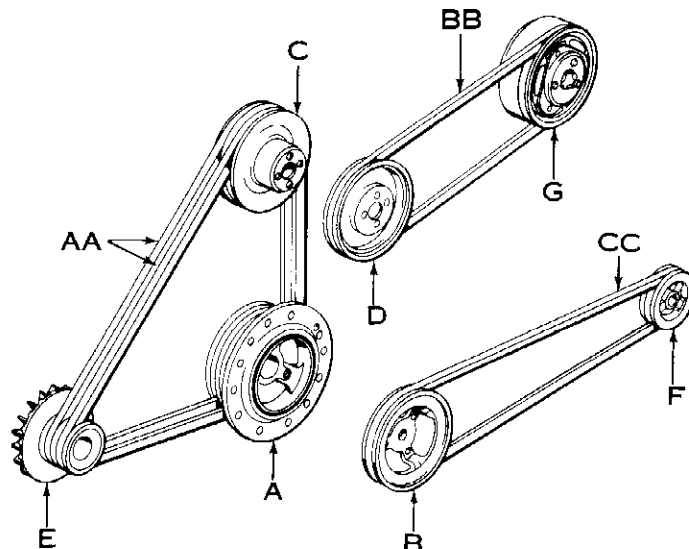


**430 C.I.D.**

PLC-277

**WATER OUTLET CONNECTIONS**

# 1958-59 LINCOLN PULLEY and BELT CHART



PLC-723

## 1958 PULLEYS and BELTS

PART NUMBER	DESCRIPTION	NO. REQ'D.
<b>A.</b>	<b>DAMPER (CRANKSHAFT VIBRATION)</b>	
B8S 6316-A	6.60" pulley O. D. - two sheave - ⊕EDG-6316-B	1
<b>B.</b>	<b>PULLEY (POWER STEERING - CRANKSHAFT)</b>	
B8E 6312-A	6.60" O. D. - one sheave - attached to damper - ⊕EDJ-66319-A	1
<b>C.</b>	<b>PULLEY (WATER PUMP)</b>	
⊕EDG 8509-N	7.10" O. D. - two sheave	1
⊕PB8M 8509-B	7.10" O. D. - two sheave - ⊕5751584	1
⊕EDG 8509-R	6.12" O. D. - two sheave - used with air conditioning	1
⊕PB8M 8509-C	6.12" O. D. - two sheave - used with air conditioning - ⊕5751573	1
<b>D.</b>	<b>PULLEY (AIR CONDITIONING COMPRESSOR DRIVE - WATER PUMP)</b>	
⊕B8LY 8509-A	6.12" O. D. - one sheave - attached to water pump pulley - ⊕5751423, EPB8M-2884-A	1
B8LY 8509-B	6.12" O. D. - one sheave - attached to water pump pulley - ⊕5751589, EPB8M-2884-B	1
<b>E.</b>	<b>PULLEY (GENERATOR)</b>	
FGV 10130-A	3.02" pulley O. D. - two sheave - used with 40 amp. generator	1
B8MF 10130-A	3.02" pulley O. D. - two sheave - used with 50 amp. generator	1
<b>F.</b>	<b>PULLEY (POWER STEERING PUMP)</b>	
B8MY 3A733-A	4.46" O. D. - one sheave - ⊕EDJ-33556-A	1
<b>G.</b>	<b>CLUTCH (COMPRESSOR - AIR CONDITIONING)</b>	
B8MY 2884-A	6.70" pulley O. D. - one sheave - ⊕B9ME-2981-A	1
<b>AA.</b>	<b>BELT (GENERATOR &amp; WATER PUMP)</b>	
B8LY 8620-C	Kit - consists of (2) matched 5752165 belts 43-11/32" x 3/8" wide used with 40 amp. generator less air conditioning - ⊕5752163, EPB8L-88621-B	1
PB8L 8620-B	Used with 40 amp. generator and a/cond. - used on cars built prior to 10-16-57 - ⊕LED-EDJ-8620-A	2
B8LY 8620-B	Kit - consists of (2) matched belts 42-1/8" x 3/8" wide - used with 40 amp. generator and a/cond. - used on cars built after 10-16-57 - ⊕5752164	1

## 1958 PULLEYS and BELTS - CONTINUED

PART NUMBER	DESCRIPTION	NO. REQ'D.
EDJ 8620-B	Kit - consists of (2) matched EDJ-8620-B belts 44-7/32" x 3/8" wide-used with 50 amp. generator less air conditioning	1
EDG 8620-D	Kit - consists of (2) matched EDG-8620-A belts 43-3/4" x 3/8" wide-used with 50 amp. generator and air conditioning	1
<b>BB.</b>	BELT (AIR CONDITIONING COMPRESSOR DRIVE)	
B9ME 8620-E	44" x 15/32" wide	1
<b>CC.</b>	BELT (POWER STEERING PUMP DRIVE)	
B8LY 8620-A	37-5/8" x 1/2" wide - ⊕EDJ-33558-A	1
% 5/8" pilot hole dia. - used with EDG-88502-B pump only ☆ 1" pilot hole dia. - used with PB8M-88502-A (⊕5751567), B8S-8501-B (⊕B9EM-88502-A) or B9ME-8587-B pumps.		

## 1959 PULLEYS and BELTS

PART NUMBER	DESCRIPTION	NO. REQ'D.
<b>A.</b>	DAMPER (CRANKSHAFT VIBRATION)	
B8S 6316-A	6.62" pulley O.D. - one sheave - ⊕EDG-6316-B	1
<b>B.</b>	PULLEY (POWER STEERING - CRANKSHAFT)	
B8E 6312-A	6.60" O.D. - one sheave - attached to damper - ⊕EDJ-66319-A	1
<b>C.</b>	PULLEY (WATER PUMP)	
PB8M 8509-B	7.10" O.D. - two sheave - standard cooling less air conditioning - ⊕5751584	1
B9ME 8509-A	5.32" O.D. - two sheave - used with air conditioning	1
<b>D.</b>	PULLEY (AIR CONDITIONING DRIVE - WATER PUMP)	
B9SZ 8509-A	6.83" O.D. - one sheave - attached to water pump pulley - ⊕B9ME-2884-A	1
<b>E.</b>	PULLEY (GENERATOR)	
FGV 10130-A	3.02" pulley O.D. - two sheave - used with 40 amp. generator	1
B8MF 10130-A	3.02" pulley O.D. - two sheave - used with 50 amp. Bosch generator	1
B9LF 10130-A	2.36" O.D. - two sheave - used with 50 amp. Delco-Remy generator	1
<b>F.</b>	PULLEY (POWER STEERING PUMP)	
B8MY 3A733-A	4.46" O.D. - one sheave - ⊕EDJ-33556-A	1
<b>G.</b>	CLUTCH (COMPRESSOR - AIR CONDITIONING)	
COME 2981-A	6.80" pulley O.D. - one sheave	1
<b>AA.</b>	BELT (GENERATOR & WATER PUMP)	
B8LY 8620-C	Kit - consists of (2) matched 5752165 belts 43-11/32" x 3/8" wide - used with 40 amp. generator less air conditioning - used on cars built prior to 11-17-58 - ⊕5752163	1
B9S 8620-A	Kit - consists of (2) matched B9LE-8620-D belts 43-3/4" x 3/8" wide - used with 40 amp. generator less air conditioning - used on cars built after 11-17-58 - ⊕EDG-8620-A	1
COLE 8620-A	Kit - consists of (2) matched COLE-8620-A belts 41-11/16" x 3/8" wide - used with 40 amp. generator with a ir conditioning	1
B8MY 8620-A	Kit - consists of (2) matched 5751467 belts 45-5/16" x 3/8" wide - used with 50 amp Bosch generator less air conditioning - ⊕5751467	1

## 1959 PULLEYS and BELTS - CONTINUED

PART NUMBER	DESCRIPTION	NO. REQ'D.
EDG 8620-D	Kit - consists of (2) matched EDG-8620-D belts 42-1/32" x 3/8" wide - used with 50 amp. Bosch generator with air conditioning	1
B9LE 8620-E	Kit - consists of (2) matched B9LE-8620-E belts 43-5/16" x 3/8" wide - used with standard cooling with 50 amp. Delco-Remy generator	1
B9LE 8620-F	Kit - consists of (2) matched B9LE-8620-F belts 41-1/4" x 3/8" wide - used with air conditioning with 50 amp. Delco-Remy generator	1
B8A 8620-G	Kit - consists of (2) matched 5751169 belts 42-3/4" x 3/8" wide - used with alternator - @5751168	1
<b>BB.</b>	<b>BELT (AIR CONDITIONING COMPRESSOR DRIVE)</b>	
B9LE 8620-C	45-1/4" x 1/2" wide - used with belt driven power steering only	1
B9ME 8620-G	45" x 1/2" wide - used with crankshaft driven power steering only	1
<b>CC.</b>	<b>BELT (POWER STEERING PUMP DRIVE)</b>	
B8LY 8620-A	37-5/8" x 1/2" - EDJ-33558-A	1

### MEMO

# Radiator And Grille

GROUP AND PART NUMBER	DESCRIPTION, SIZE, ETC.	NO. REQ'D	MODEL OR ENGINE CUBIC INCH DISPLACEMENT	YEAR 19__
<b>8005 RADIATOR</b>				
LD 8005-F	10-1/2 fins per inch (a)	1	368	56/57
LD 8005-G	Air conditioning - 13-1/2 fins per inch (a)	1	368	56/57
B9LL 8005-A	12 fins per inch - used with a/cond.	1	430	58
COLL 8005-D	Without a/cond.	1	430	58/59
COLL 8005-C	Air conditioning	1	430	58/59
20327-S8	Bolt-hex. hd. -5/16"-24 x 5/8"-radiator to fender apron and radiator support	4	a	
34806-S8	Lockwasher-5/16"-radiator to fender apron and radiator support	4	a	
34941-S7	Lockwasher-external tooth-5/16"-radiator to fender apron and radiator support	4	a	
<b>8A039-40 BRACKET (RADIATOR GRILLE BAR - LOWER)</b>				
B9LB 8A039-A	R. H.	2	53, 57, 63	59
B9LB 8A040-A	L. H.	2	53, 57, 63	59
<b>8081 HOSE (RADIATOR DRAIN)</b>				
MG 8081-A	3/8" I.D. x 9/16" O.D. x 8" long - cut to 6"	1	368	56/57
<b>8A095 SHIELD (RADIATOR SPLASH)</b>				
BY 8209-A	(a)	1	All	56/57
B8LY 8A095-A	⊕BAK-8208-B	1	All	58
B9LB 8209-A	Used with a/cond.	1	All	59
33798-S8	Nut-hex. -5/16"-24	2	a	
34806-S7	Lockwasher-5/16"	2	a	
39909-S7	Screw-hex. hd. tap. -5/16"-18 x 3/4"	2	a	
44724-S8	Washer-flat-5/16"	2	a	
353714-S2	Screw-hex. hd. -5/16"-24 x 1"	6	a	
357261-S2	Nut retainer assy. -5/16"-24	6	a	
<b>8100 CAP (RADIATOR)</b>				
B8A 8100-A	Non-vented - ⊕LD-8100-A ☆ Used with LD-8005-F and G in 1956-57 radiators only	1	368, 430	56/58
LA 8100-A	Vented	1	368, 430	56 & 59
<b>8115 DRAIN COCK (RADIATOR &amp; CYLINDER BLOCK)</b>				
9N 8115-B		1	368	56/57
8A 8115		1	368, 430	56/59
<b>8A116 BRACKET (RADIATOR SPLASH SHIELD TO FRONT BUMPER)</b>				
B9LB 8A116-A		1	All	59
<b>8146 SHROUD ASSEMBLY (FAN)</b>				
B9LY 8146-A	Refer to Lincoln Continental Service Bulletin - Engine - Fuel System - No. 18 ⊕B9LL-88145-A	1	430	59
<b>8150 BAR (RADIATOR SPLASH SHIELD TO FRONT BUMPER)</b>				
PB9L 8150-A	⊕1017606	3	53, 57, 63	59
<b>8151 BAR (RADIATOR GRILLE - VERTICAL)</b>				
PB9L 8151-A	⊕1017690	8	53, 57, 63	59
<b>8188 PANEL (RADIATOR GRILLE) LOWER</b>				
B9LB 8188-B		1	All	59
<b>8200 GRILLE (RADIATOR)</b>				
BAJ 8200-B	(a)	1	All	57
BAK 8200-C	(b)	1	54, 65, 68, 75	58
BAK 8200-D		1	53, 57, 63	58
B9LB 8200-A	(d)	1	53, 57, 63	59

CONTINUED ON NEXT PAGE



# Radiator And Grille

GROUP AND PART NUMBER	DESCRIPTION, SIZE, ETC.	NO. REQ'D	MODEL OR ENGINE CUBIC INCH DISPLACEMENT	YEAR 19
<b>8200 GRILLE (RADIATOR) CONTINUED</b>				
B9LB 8200-B	Used on models built prior to 11/20/58	(c) 1	54, 65, 68, 75	
B9LB 8200-C	Used on models built after 11/20/58 - also this part must be used with B9LB-13052-A and B9LB-13064-A - headlamp doors only	1	54, 65, 68, 75	59
34656-S	Nut and washer-hex. -No. 10-32	6	c	
52735-S8	Screw-cr. pan-hd. -No. 10-24 x 5/8"	5	a	
354107-S	Screw-hex. w/hd. -5/16"-24	AR	c, d	
355920-S	Nut-spring "U" type-1/4"-20	5	c, d	
359294-S	Screw-hex. w/hd. -1/4"-20 x 1/2"	AR	c, d	
370716-S	Clip-name plate to grille	4	b, c	
<b>8202 GRILLE (RADIATOR)</b>				
BY 8202-B	Lower - 32-23/32" long	(a) 1	All	56
52735-S8	Screw-cr. pan-hd. -No. 10-24 x 5/8"	5	a	
<b>8208-9 SHIELD (RADIATOR SPLASH)</b>				
	See basic part number 8A095			
<b>8219 SPACER (RADIATOR GRILLE BAR - LOWER BRACKET)</b>				
PB9L 8219-A	Fiber - @1017984	2	53, 57, 63	59
<b>8255 GASKET (WATER OUTLET CONNECTION)</b>				
EAD 8255-A	2-13/32" I.D. - diamond shaped - also serviced in 6008, 6014 and 6079 kits	1	368	56/57
B8E 8255-A	Also serviced in 6008 and 6014 kit - @ED-EDF-8255-A	1	430	58/59
<b>8260 HOSE (RADIATOR)</b>				
PB6L 8260-A	Upper - 1-3/4" I.D. x approx. 11" long - formed neoprene - @4050301	1	368	57
LF 8260-B	Upper	1	430	58/59
<b>8262-3 BRACKET (RADIATOR GRILLE BAR - UPPER OUTER)</b>				
PB9L 8262-A	R. H. - @1017692	1	53, 57, 63	59
PB9L 8263-A	L. H. - @1017693	1	53, 57, 63	59
<b>8-8262-3 BRACKET (RADIATOR GRILLE BAR UPPER INNER)</b>				
PB9L 88262-A	R. H. - @1017694	1	53, 57, 63	59
PB9L 88263-A	L. H. - @1017695	1	53, 57, 63	59
<b>8286 HOSE (RADIATOR)</b>				
B6LY 8286-A	Lower - 2" I.D. - L shaped - includes spring used with LD-8005-A thru E radiators only - @LD-88277-A	1	368	56/57
B6LY 8286-B	Lower - used with LD-8005-F and G - @LD-88277-B	1	368	56/57
B8LY 8286-A	Lower - @LF-88277-A	1	430	58/59
<b>8287 CLAMP (RADIATOR HOSE)</b>				
8A 8287	Adjustable - 1-1/2" to 2-3/4" I.D. - use with lower and upper hose to radiator and engine for service in place of LD-8287-A and B	AR	368, 430	56/59
<b>8340-1 BRACE (RADIATOR GRILLE UPPER SUPPORT TO FRONT FENDER APRON)</b>				
BAK 8340-B	R. H.	1	All	58
BAK 8341-B	L. H.	1	All	58
COLB 8340-A	R. H.	(a) 1	All	59
PB9L 8341-A	L. H. - @1001293	(a) 1	All	59
354107-S	Screw-5/16"-24 x 3/4"hex. w/hd. -to attach brace to upper radiator support	9	a	
<b>8348 SEAL (RADIATOR AIR SIDE DEFLECTOR) OUTER</b>				
BAJ 8348-A		2	All	57

# Radiator And Grille

GROUP AND PART NUMBER	DESCRIPTION, SIZE, ETC.	NO. REQ'D	MODEL OR ENGINE CUBIC INCH DISPLACEMENT	YEAR 19__
<b>8368 MOULDING (RADIATOR GRILLE LOWER PANEL)</b>				
PB9L 8368-B	⊕1017843	1	All	59
<b>8406 SUPPORT (RADIATOR GRILLE) UPPER</b>				
PB9L 8406-A	⊕1018054	1	All	58/59
<b>8427 GRILLE (RADIATOR OPENING)</b>				
B6LY 8427-A	⊕BY-88284-B (a)	1	All	56
	34390-S7	6	a	
	353704-S8	4	a	
<b>8501 PUMP (WATER) LESS PULLEY</b>				
B5LY 8501-A	Use with 2 -1/2" long water by-pass connection- ⊕B5LE-8587-A	1	368	56/57
EDG 88502-B	NS-Using pulleys and spacers with 5/8" pilot hole - for service use B9SZ-8501-A and pulleys and spacers with 1" pilot hole	1	430	58
PB8M 88502-A	NS-used with standard cooling less air (a, b) conditioning - 1-3/16" O.D. bearing - 1" pilot on hub for water pump pulley - for service use B9SZ-8501-A - ⊕5751567	1	430	58
B9SZ 8501-A	Used with a/cond. - 1-1/2" O.D. bearing - 1" pilot on hub for water pump pulley - service package includes (2) B8E-8507-A (⊕EDF-88507-A) gaskets - ⊕B9ME-8587-B	1	430	58/59
B9ME 8587-A	NS-With 1-3/16" O.D. bearing - used by production on engines without air conditioning for service use B9SZ-8501-A	1	430	59
	20408-S	4	a	
	34807-S	4	a	
	87652-S8	1	b	
<b>8A501 SPACER (WATER PUMP - FRONT)</b>				
B8ME 8A501-A	.075" thick - use between (2) water pump mounting gaskets under each water pump mounting leg when roller type crankshaft driven P/S pump is used in place of vane type P/S pump	2	430	59
<b>8507 GASKET (WATER PUMP)</b>				
EAD 8507-A	Also serviced in 6008 and 6059 kits	1	368	56/57
<b>8507 GASKET (WATER PUMP OUTLET)</b>				
B8E 8507-A	Also serviced in 6008 and 8591 kit - also (2) included in B9SZ-8501-A service package - ⊕EDF-88507-A	2	430	58/59
<b>8508 COVER (WATER PUMP)</b>				
B8S 8508-A	⊕5751337 (a)	1	430	58/59
	359869-S8	6	a	
<b>8509 PULLEY (WATER PUMP)</b>				
ECU 8509-A	7-11/16" O.D. - two belt	1	368	56
EBJ 8509-D	6-13/16" O.D. - three belt - used with a/cond.	1	368	56/57
EDG 8509-N	7-3/32" O.D. - two belt - with 5/8" dia. pilot hole - standard cooling - use with EDG-88502-B pump	1	430	58

CONTINUED ON NEXT PAGE

# Radiator And Grille

GROUP AND PART NUMBER	DESCRIPTION, SIZE, ETC.	NO. REQ'D	MODEL OR ENGINE CUBIC INCH DISPLACEMENT	YEAR 19__
<b>8509 PULLEY (WATER PUMP) CONTINUED</b>				
EDG 8509-R	6-1/8" - 2 belt - with 5/8" dia. pilot hole - used with a/cond. with EDG-88502-B pump only	1	430	58
B8LY 8509-A	Use with air conditioner - with water pump with 5/8" pilot - Ⓢ5751423, ⓈPB8M-2884-A	1	430	58
B8LY 8509-B	Single sheave - use with air conditioner with PB8M-88502-A water pump - Ⓢ5751589, ⓈPB8M-2884-B	1	430	58
PB8M 8509-C	6-1/8" O.D. - with 1" dia. pilot hole - 2 belt - used with a/cond. - Ⓢ5751573	1	430	58
PB8M 8509-B	7-3/32" O.D. - with 1" dia. pilot hole - 2 belt - used with standard cooling less a/cond. - Ⓢ5751584	1	430	58/59
B9ME 8509-A	5-5/16" O.D. - 1" dia. pilot hole - 2 belt - used with a/cond.	1	430	59
B9SZ 8509-A	6-13/16" O.D. - ⓈB9ME-2884-A	1	430	59
<b>8512 IMPELLER (WATER PUMP)</b>				
EAD 8512-B	Also serviced in 8591 kit	1	368	56/57
B9ME 8512-A	NS-used with all water pumps with 1-1/2" O.D. bearings - serviced in 8591 kit only	1	430	58/59
COME 8512-A	NS-Used with standard cooling less a/cond. on water pumps with 1-3/16" O.D. bearing - serviced in 8591 kit only	1	430	58/59
<b>8513 GASKET (WATER PUMP COVER)</b>				
B8S 8513-A	Also serviced in 8591 kit - Ⓢ5752221	1	430	58/59
<b>8526-7 DIVERTER (WATER INLET)</b>				
B8E 8526-A	R. H. - Ⓢ5750520, ⓈPB8M-66027-A	1	430	58/59
B8E 8527-A	L. H. - Ⓢ5750519, ⓈPB8M-66027-B	1	430	58/59
<b>8530 BEARING (WATER PUMP)</b>				
EBJ 8530-A	NS-Serviced in 8591 kit	1	368	56/57
B9S 8530-A	NS-1-1/2" O.D. - serviced in 8591 kit only - ⓈB9EM-8530-A	1	430	58/59
<b>8546 SPACER (WATER PUMP PULLEY TO FAN)</b>				
EBU 8546-B	1-9/64" - thick	1	368	56
ECU 8546-A	1-5/32" - thick with air conditioning	1	368	56/57
EDF 8546-A	2-1/16" - thick	1	430	58
EDJ 8546-A	2-1/8" - thick - with 5/8" pilot hole dia. - less air conditioning - with EDG-88502-B pump	1	430	58
ECZ 8546-D	2-1/2" thick overall with 5/8" pilot hole - use with a/cond. with EDG-88502-B pump	1	430	58
PB8L 8546-A	2-1/2" thick overall with 1" dia. pilot hole - used with a/cond. - Ⓢ5751700	1	430	58
B9ME 8546-C	1.94" thick overall with 1" dia. pilot hole - used without a/cond.	1	430	58/59
<b>8548 TUBE (WATER BY-PASS) UPPER</b>				
8EQ 8548-A	Also see basic part number 8597	AR	368	56/57
<b>8549 TUBE (WATER BY-PASS) LOWER</b>				
B2Q 8549-A	ⓈEAD-88549-A (a)	1	368	56/57
42719-S	Screw and lockwasher assy. - hex. hd. - 5/16" - 18 x 5/8" - water by-pass tube assy. to water outlet connection	2	a	

# Radiator And Grille

GROUP AND PART NUMBER	DESCRIPTION, SIZE, ETC.	NO. REQ'D	MODEL OR ENGINE CUBIC INCH DISPLACEMENT	YEAR 19__
<b>8550 SLINGER (WATER PUMP SHAFT)</b>				
7HA 8550	NS-5/8" I. D. x 57/64" O. D. flange x 61/64" long - serviced in kit 8591 only	1	368	57/57
ECW 8550-A	NS-Serviced in 8591 kit only	1	430	58/59
<b>8553 HUB (WATER PUMP PULLEY)</b>				
B6A 8553-A	⊕ECG-8553-A	1	368	56/57
B9AE 8553-A	With 1.20" shoulder O. D. - use with water pump using pulleys and spacers with 5/8" pilot hole dia.	1	430	58
B9ME 8553-A	With 1" shoulder O. D. - use with water pumps using pulleys and spacers with 1" pilot hole dia.	1	430	58/59
<b>8555 TUBE (WATER BY-PASS)</b>				
PB8M 8555-A	Used in intake manifold - ⊕5751151	1	430-6V	58
B8E 8555-A	Used in intake manifold and water pump ⊕EDF-8555-A	2	430-4V	58/59
<b>8556 CLAMP (WATER BY-PASS)</b>				
8EQ 8556		2	368, 430	56/59
EBU 8556-A	NS-7/8" I. D. - use 1C-18572-A for service - to attach pump inlet tube and reservoir outlet - crankshaft P/S	2	430	59
<b>8556 CLAMP (WATER BY-PASS HOSE BACK WINDOW HOUSING)</b>				
EAD 8556-B	Steel	1	65.75	58
<b>8563 GASKET (WATER BY-PASS TUBE)</b>				
EAD 8563-B	Used with air conditioning - 59/64" I. D. with (2) 11/32" dia. holes - also serviced in 6008, 6014 and 6079 kits	1	368	56/57
<b>8564 SEAL (WATER PUMP)</b>				
7RA 8564-B	1.62" O. D. - for 1958 and 1959 use with water pumps with 1-3/16" bearing O. D. - also serviced in 8591 kit	1	368, 430	56/59
B6C 8564-A	1.72" O. D. - use with water pumps with 1-1/2" bearing O. D. - also serviced in 8591 kit - ⊕ECW-8564-A2	1	430	58/59
<b>8575 THERMOSTAT (WATER)</b>				
B7Q 8575-A	157 degrees to 162 degrees opening temperature - ⊕EAD-8575-D	1	368	56/57
B4Q 8575-B	168 degrees to 173 degrees opening temperature - use with permanent anti-freeze - ⊕EAD-8575-E	1	368	56/57
B9S 8575-B	137 degrees to 142 degrees - to control water flow in cylinder block - ⊕EDG-8575-D	2	430	58/59
B8E 8575-B	157 degrees to 162 degrees - ⊕EDG-8575-G, ⊕B9ME-8575-B or ⊕COME-8575-A	1	430	58/59
B9S 8575-A	178 degrees - ⊕B9ME-8575-A or ⊕COME-8575-B - ⊕5752211	1	430	58/59
<b>8576 SNAP RING (WATER PUMP HOUSING)</b>				
OBA 8576-A	1-11/32" O. D. x 1/2" open free position	1	368	56/57
<b>8578 BEARING &amp; SLINGER (WATER PUMP)</b>				
EBJ 8578-A		1	368	56/57
EDG 8578-B	NS- use with EDG-88502-B pump only - serviced in 8591 kit	1	430	58
PB8M 8578-A	NS-1-3/16" bearing O. D. - serviced in 8591 kit - ⊕5751570	1	430	58/59

# Radiator And Grille

GROUP AND PART NUMBER	DESCRIPTION, SIZE, ETC.	NO. REQ'D	MODEL OR ENGINE CUBIC INCH DISPLACEMENT	YEAR 19__
8587	<b>PUMP (WATER - LESS PULLEY)</b> See basic part number 8501			
8590	<b>GASKET (WATER THERMOSTAT)</b>			
B4Q 8590-A	Rubber - 1-9/16" I.D. x 2-9/64" O.D. x 1/4" thick - also serviced in 6008, 6014 and 6079 kit - ⊕EAD-8590-C	1	368	56/57
8591	<b>KIT (WATER PUMP REPAIR)</b>			
MHK 8591-C	Consists of the following - (1) EAD-8507-A gasket (1) EAD-8512-B impeller (1) EBJ-8530-A bearing (1) 7HA-8550 slinger (1) EAD-8563-B gasket (1) 7RA-8564-B seal (1) OBA-8576-A lock ring (1) 8BA-8630-A lock ring	1	368	56/57
MJK 8591-B	For EDG-88502-B water pump using pulley and spacers with 5/8" pilot hole dia. - consists of the following - (1) PB8M-8513-A gasket (1) EDF-8516-A impeller (1) 7RA-8564-B seal (1) EDG-8578-B bearing (2) B8E-8507-A gasket	1	430	58
B8S 8591-A	For pumps with 1-3/16" O.D. bearing - using pulley and spacers with 1" pilot hole diameter - consists of the following - (2) B8E-8507-A gasket (1) COME-8512-A impeller (1) B8S-8513-A gasket (1) 7RA-8564-B seal (1) PB8M-8578-A bearing	1	430	58/59
B9S 8591-A	For pumps with 1-1/2" O.D. bearing - using pulley and spacers with 1" pilot hole diameter - consists of the following - (2) B8E-8507-A gasket (1) B9S-8512-B impeller (1) B8S-8513-A gasket (1) B9S-8530-A bearing (1) B7C-8550-A slinger (1) B6C-8564-A seal	1	430	58/59
8592	<b>CONNECTION (WATER OUTLET)</b>			
ECV 8592-A		(a) 1	368	56/57
EDF 8592-A		(b) 1	430	58/59
20328-S8	Bolt-hex. hd. -3/8"-16 x 5/8"-water outlet connection to intake manifold	2	b	
20488-S8	Bolt-hex. hd. -3/8"-16 x 5/8"-water outlet connection to intake manifold	2	a	
34806-S7	Screw and washer assy. -hex. hd. -5/16"-18 x 5/8"-water by-pass tube assy. to water outlet connection	2	a	
34807-S7	Lockwasher 3/8"-water outlet connection to intake manifold	2	b	

# Radiator And Grille

GROUP AND PART NUMBER	DESCRIPTION, SIZE, ETC.	NO. REQ'D	MODEL OR ENGINE CUBIC INCH DISPLACEMENT	YEAR 19__
<b>8597 CONNECTION (WATER BY-PASS)</b>				
B9TE 8597-A	NS-3/4" I.D. x 2-15/32" long - for service cut from 8EQ-8548-A (15" long) - use with water pump B5LE-8587-A only	1	368	56/57
B6Q 8548-A	⊕EBJ-8548-A	1	368	56/57
EAD 88558-A	NS-3/4" I.D. x 1-13/32" long - for service cut from 8EQ-8548-A (15" long) - use with water pump PB5L-88502-A - ⊕5750841 only	1	368	56/57
B8MY 8597-A	Rubber - 2-7/8" approximate overall length - ⊕EDF-88558-A	1	430	58/59
<b>8600 BLADE (FAN)</b>				
MG 8600-H	Five blades - for extra cooling - with air (a) conditioning on 1958	1	368, 430	56/58
MG 8600-F	Four blades - 18-1/4" diameter - without (a) a/cond. for 1958 and 1959	1	368, 430	56/59
MK 8600-D	Five blade - 19" diameter - refer to Lincoln Continental Service Bulletin - Engine - Fuel Sytem - No. 18	1	430	59
B9LL 8600-A	Five blades - 18-1/4" dia. - with a/cond. (b) with power booster fan	1	430	59
20326-S7	Bolt-5/16" - 18 x 5/8" - fan to clutch	4	b	
34806-S7	Lockwasher-5/16" - fan to clutch	4	b	
371940-S	Bolt-5/16" - 24 x 3-5/32" - hex. hd.	4	a	
371941-S	Bolt-5/16" - 24 x 2-21/32" - hex. hd.	4	a	
<b>8A616 CLUTCH ASSEMBLY (FAN)</b>				
B9MY 8A616-B	Use with a/cond. with power booster fan - 5-3/4" O.D. over fins - ⊕B9MM-88600-C or D (a)	1	430	59
COLL 8A616-A	Use with a/cond. with power booster fan - 5-1/2" O.D. over fins	1	430	59
20427-S8	Bolt-5/16" - 24 x 1-1/4" - clutch to water pump hub	4	a	
34806-S7	Lockwasher-5/16" - clutch to water pump hub	4	a	
44722-S8	Washer-flat-5/16" - clutch to water pump hub	4	a	
<b>8620 BELT (GENERATOR, WATER PUMP &amp; POWER STEERING PUMP)</b>				
B6T 8620-C	⊕EBJ-8620-A	2	368	56/57
ECU 8620-A	Used with air conditioning	2	368	56/57
ECU 8620-B	Used with a/cond. - belt length 44-21/32"	2	368	57
B6A 8620-D	Use with a/cond.	1	All except 76	56
B6TW 8620-A	Use with a/cond. - ⊕ECY-8620-A	1	All except 76	57
B5LY 8620-A	Use with P/S - ⊕EBJ-33558-A	1	All	56/57
B8LY 8620-A	Use with P/S - ⊕EDJ-33558-A	1	All	58/59
EDJ 8620-B	Kit - consists of (2) matched EDJ-8620-B belts 44-1/4" x 3/8" wide - used with 50 amp generator without a/cond.	1	430	58
B8LY 8620-B	Kit - consists of (2) matched belts 42-1/8" x 3/8" wide - used with 40 amp generator and a/cond. - used on cars built after 10-16-57 - ⊕5752164	1	430	58
PB8L 8620-B	Use on cars built prior to 10-16-57 - used with 40 amp generator and a/cond. - ⊕LED-EDJ-8620-A	2	430	58
B9S 8620-A	Kit - consists of (2) matched B9LE-8620-D belts 43-3/4" x 3/8" wide - For 1958 - use with 50 amp generator with a/cond. For 1959 - used on cars built after 11-17-58 used with 40 amp generator less a/cond. - ⊕EDG-8620-A	1	430	58/59

CONTINUED ON NEXT PAGE

# Radiator And Grille

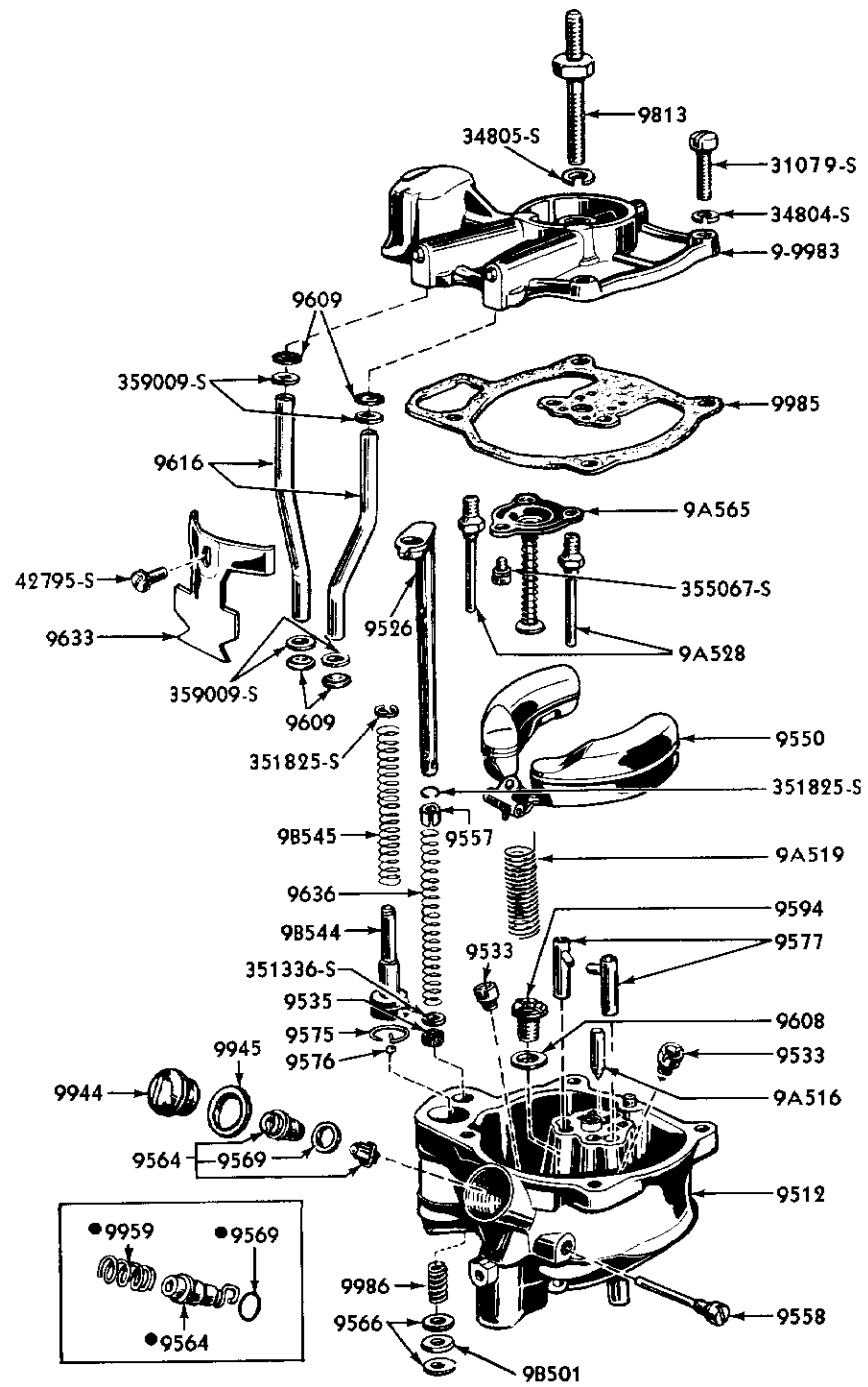
GROUP AND PART NUMBER	DESCRIPTION, SIZE, ETC.	NO. REQ'D	MODEL OR ENGINE CUBIC INCH DISPLACEMENT	YEAR 19__
<b>8620 BELT (GENERATOR, WATER PUMP &amp; POWER STEERING PUMP) CONTINUED</b>				
B8LY 8620-C	Kit - consists of (2) matched belts - 43-11/32" x 3/8" wide - used with 40 amp. generator without a/cond. - used on cars built prior to 11-17-58 - @5752163	1	430	58/59
B8A 8620-G	Kit - consists of (2) 5751169 matched belts - 42-3/4" x 3/8" wide - used with alternator - drive belts from water pump to alternator to damper - @5751168	1	430	59
EDG 8620-D	Kit - consists of (2) matched belts 42-1/32" x 3/8" wide - used with 50 amp. Bosch generator and a/cond.	1	430	59
B8MY 8620-A	Kit - consists of (2) matched belts 45-5/16" x 3/8" wide - used with 50 amp. Bosch generator less a/cond. - @5751467	1	430	59
B9LE 8620-E	Kit - consists of (2) matched belts - 43-5/16" x 3/8" wide - used with standard cooling with 50 amp. Delco-Remy generator	1	430	59
B9LE 8620-F	Kit - consists of (2) matched belts - 41-1/4" x 3/8" wide - used with 50 amp. Delco-Remy generator with a/cond.	1	430	59
COLE 8620-A	Kit - consists of (2) matched belts 41-11/16" x 3/8" wide - used with 40 amp. generator with a/cond.	1	430	59

<b>8620 BELT (AIR CONDITIONING COMPRESSOR DRIVE)</b>				
B9ME 8620-E	With air conditioning - compressor to water pump	1	All	58
B9LE 8620-C	45-1/4" x 1/2" wide - water pump to a/cond. compressor drive - used with belt driven P/S only	1	430	59
B9ME 8620-G	45" x 1/2" wide - water pump to a/cond. compressor - used with crankshaft driven P/S	1	430	59

<b>8630 SNAP RING (FAN)</b>				
8BA 8630-A	1-1/4" O. D. x 7/64" wide x 1/32" thick - used as water pump bearing snap ring	1	368	56/57

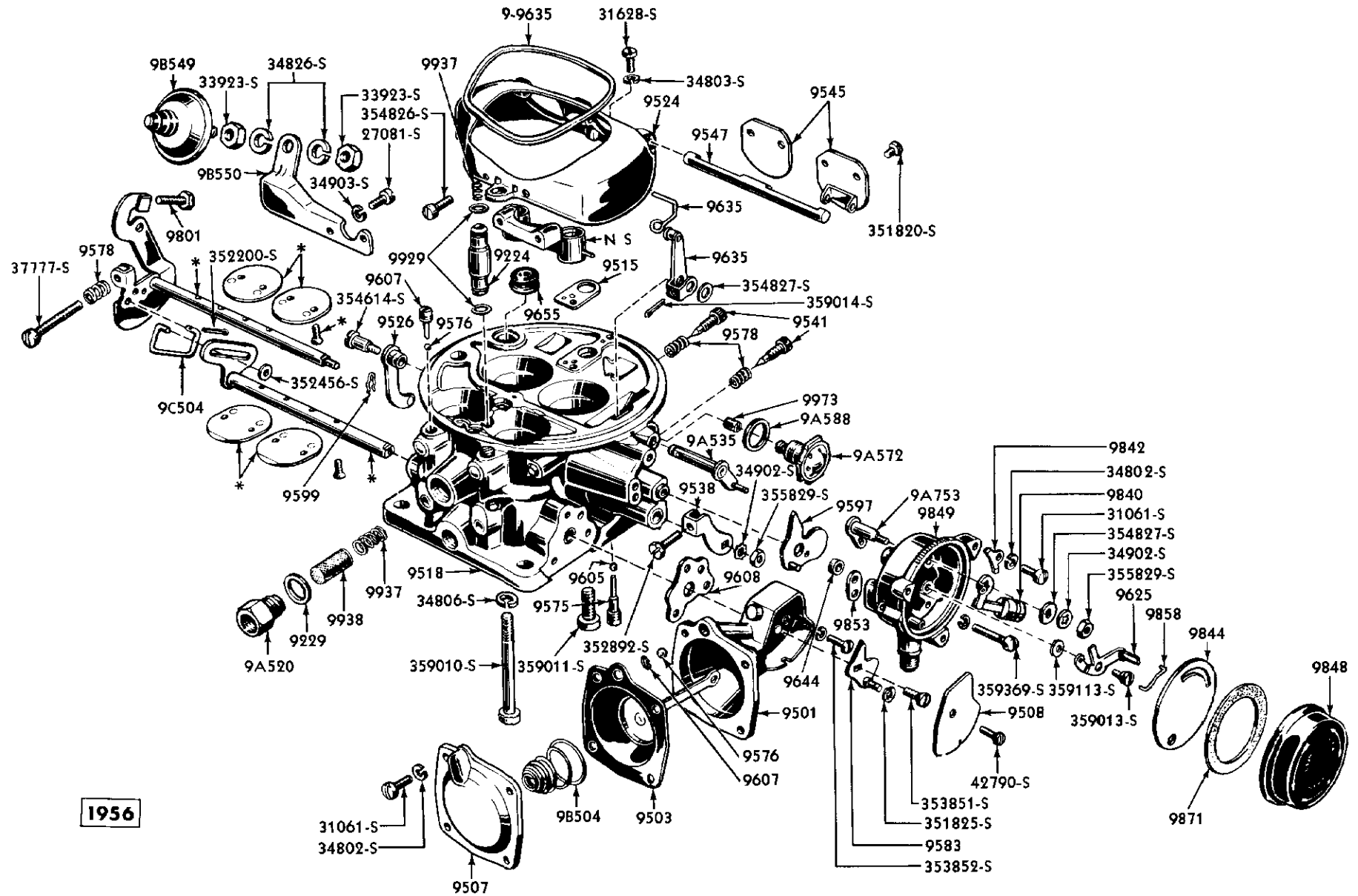
<b>8-8682-3 BAR (RADIATOR OPENING GRILLE) OUTER</b>					
BAJ 88682-A	R. H.	(a)	1	All	57
BAJ 88683-A	L. H.	(a)	1	All	57
42127-S8	Screw-hex. hd. tap. -No. 10-12 x 1/2"		2	a	

<b>8725 CLAMP (HEATER AIR DUCT RETAINER)</b>				
	See basic part number 01884			



●USE WITH ECU 9512-B



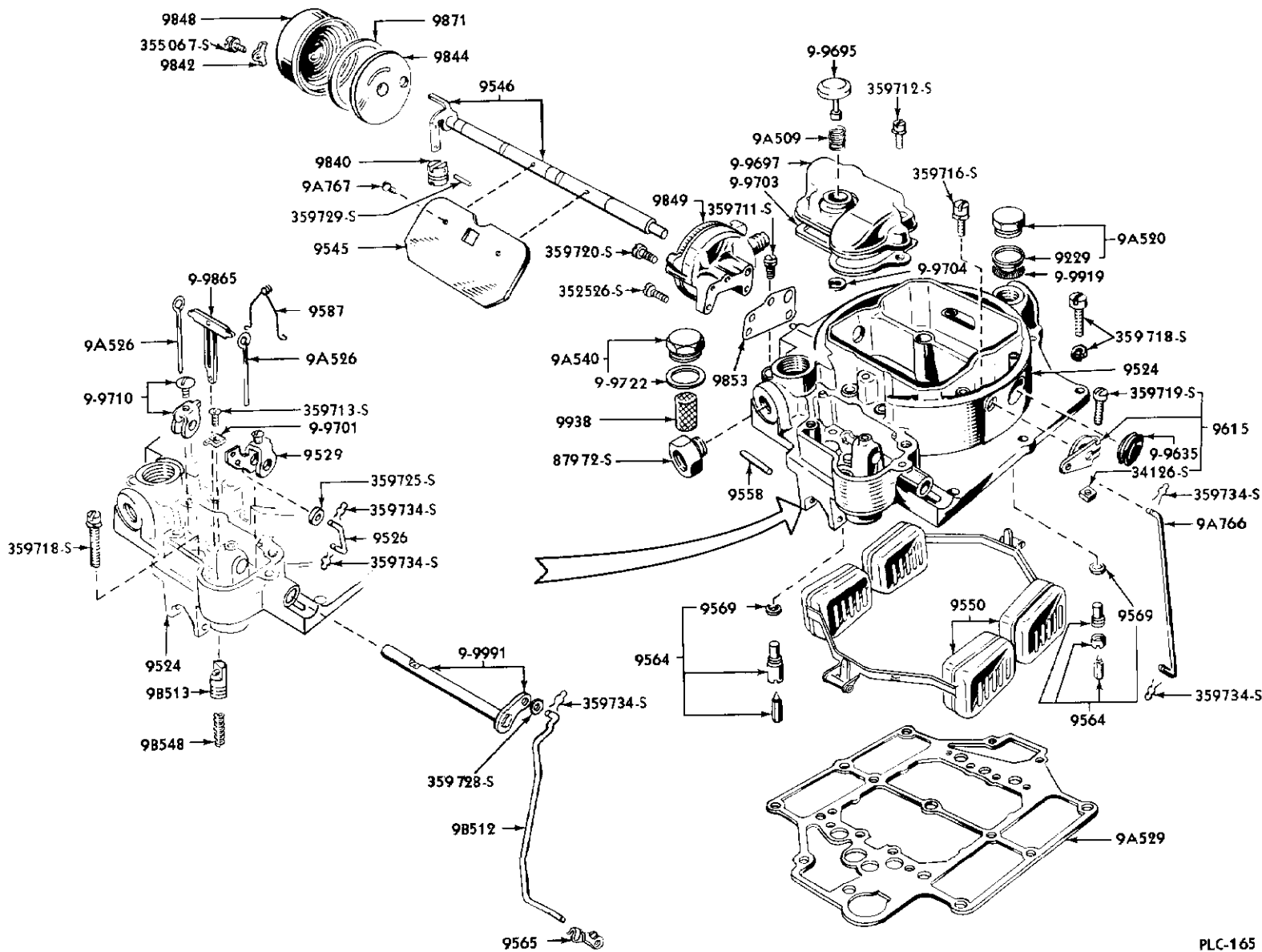


1956

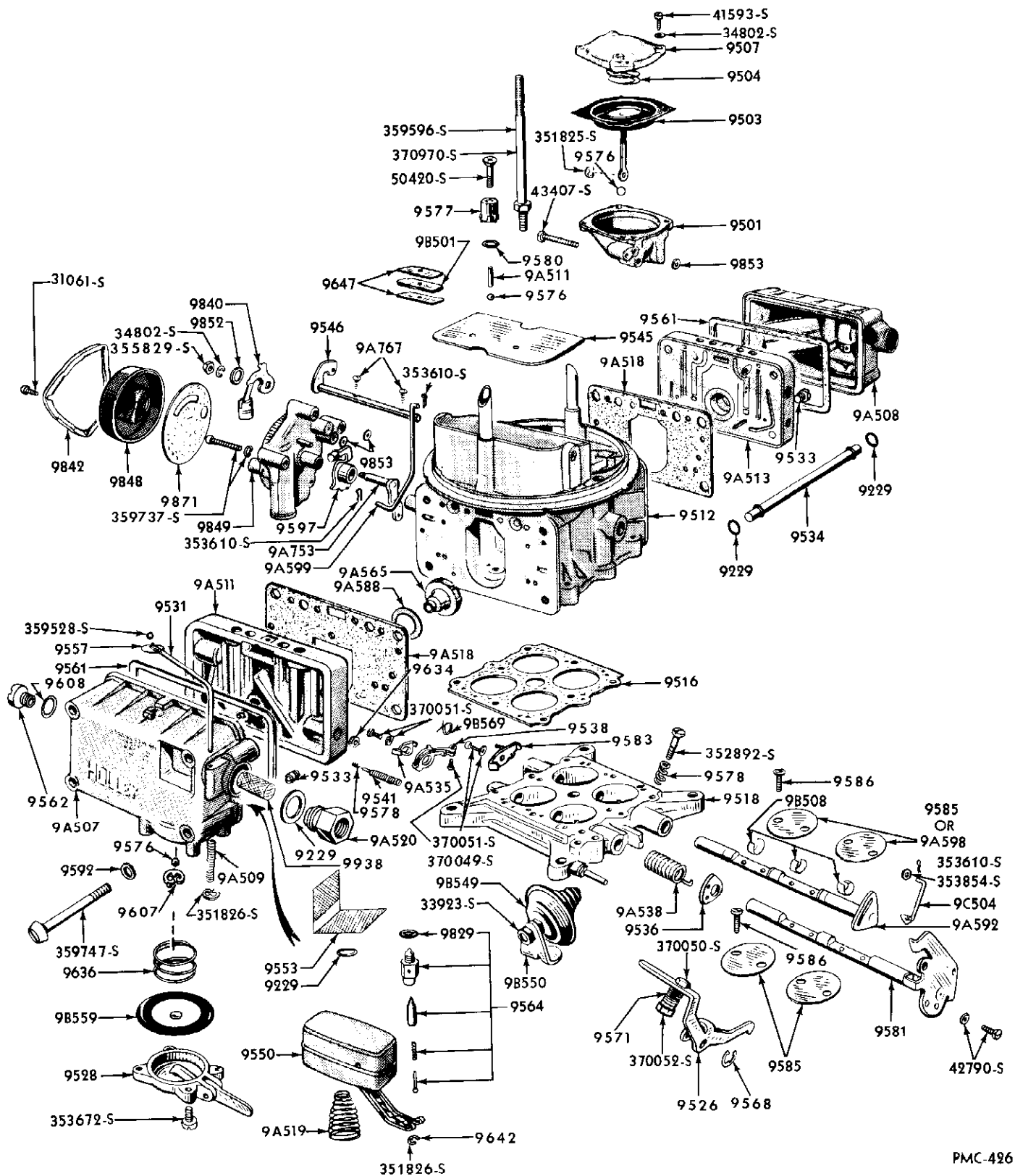
\*SERVICED IN BASIC NO. 9518

PLC-179

CARBURETOR, HOLLEY - 4V







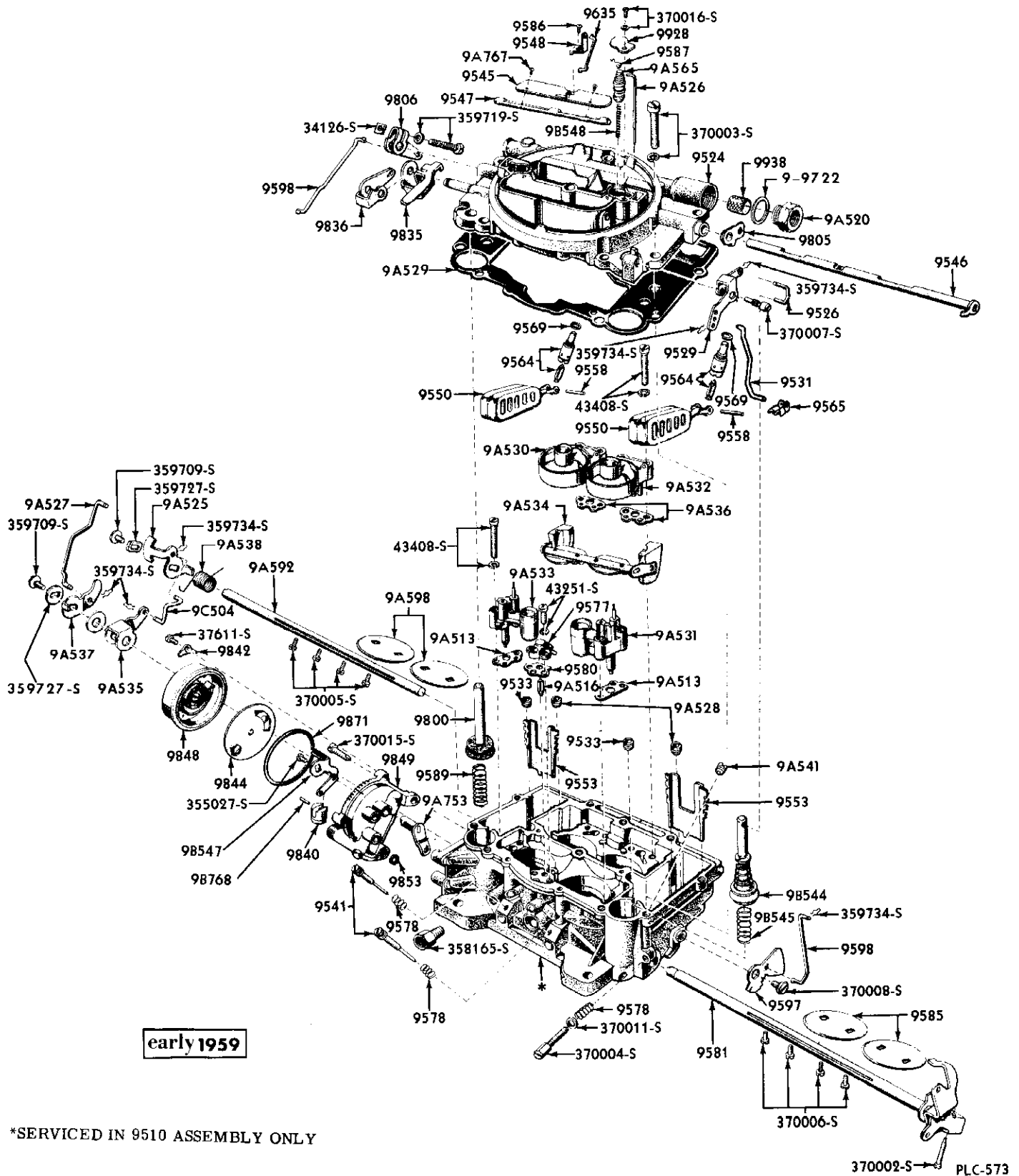
early 58

PMC-426

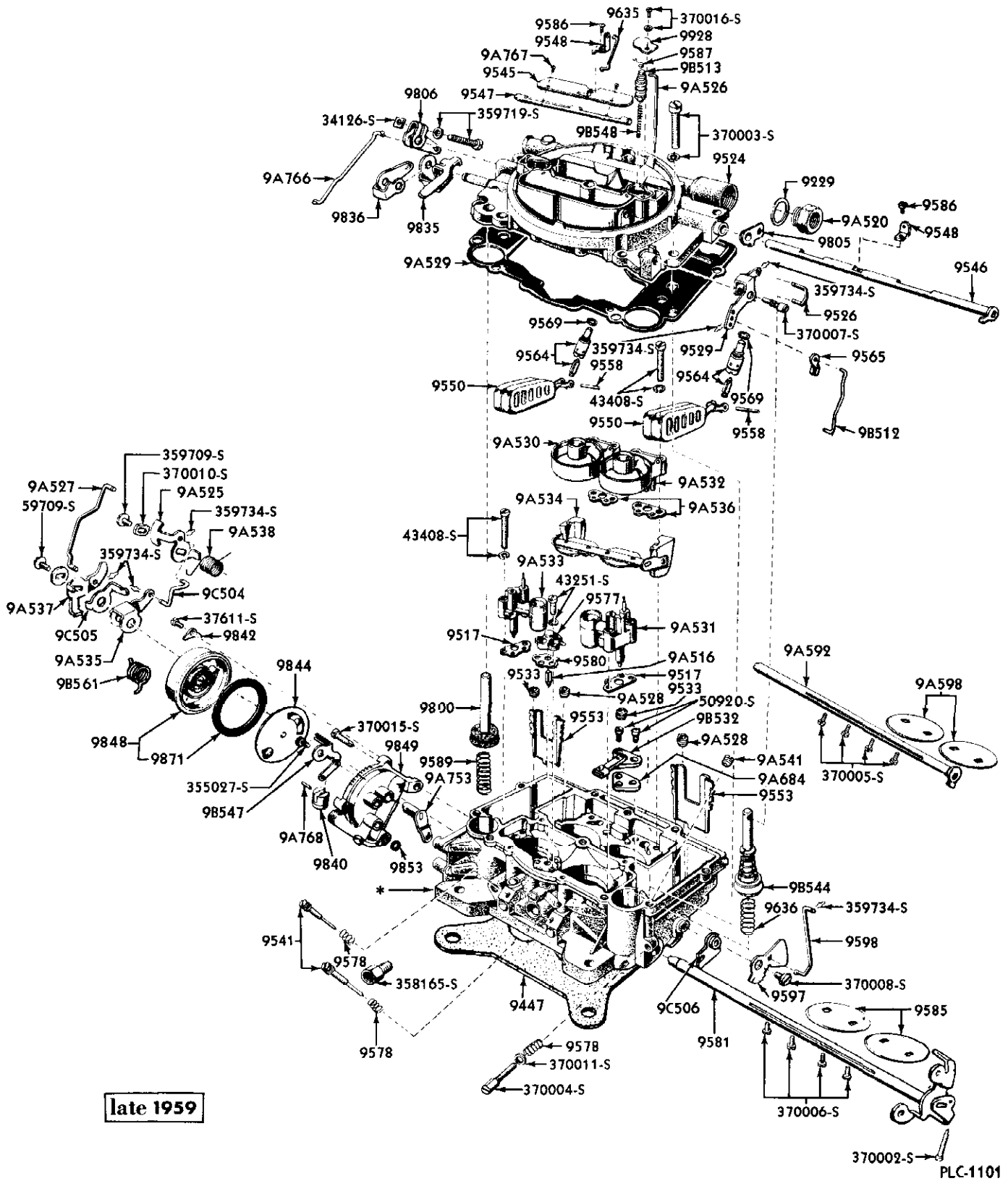
CARBURETOR, HOLLEY - 4V





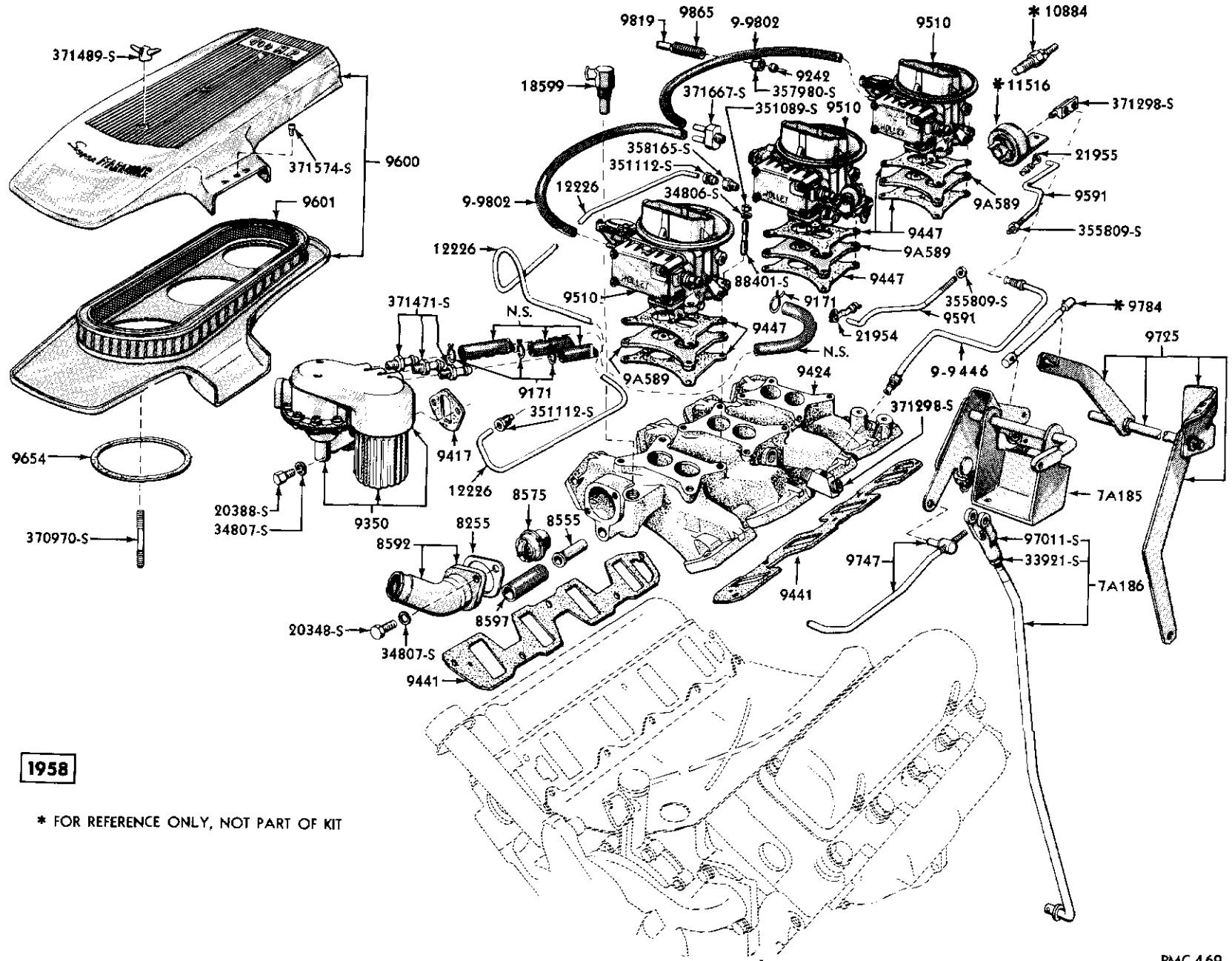


CARBURETOR, CARTER - 4V



CARBURETOR, CARTER - 4V





1958

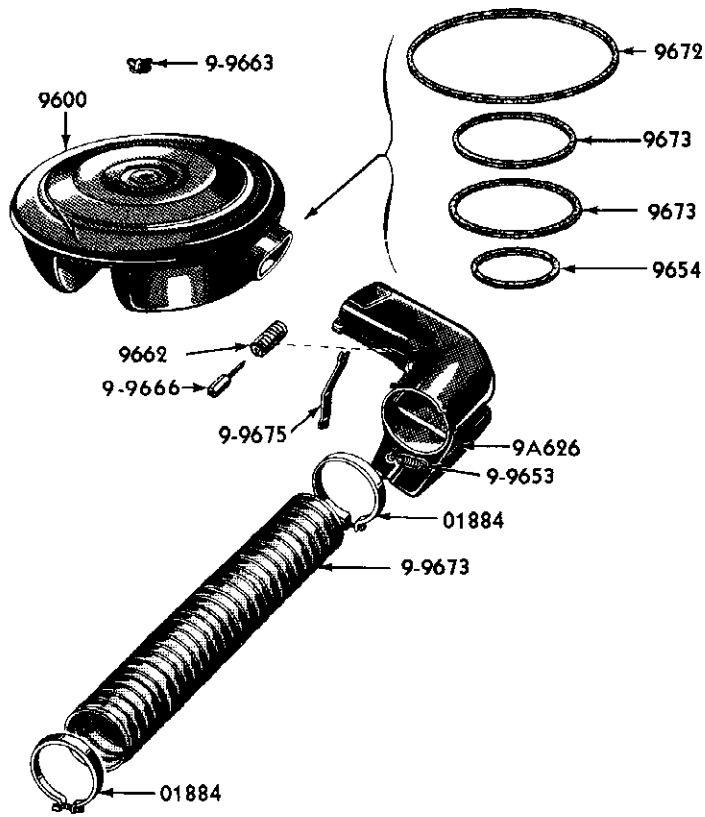
\* FOR REFERENCE ONLY, NOT PART OF KIT

### HIGH PERFORMANCE FUEL SYSTEM

GROUP AND PART NUMBER	DESCRIPTION, SIZE, ETC.	NO. REQ'D	MODEL OR ENGINE CUBIC INCH DISPLACEMENT	YEAR 19___
--------------------------	-------------------------	--------------	--	---------------

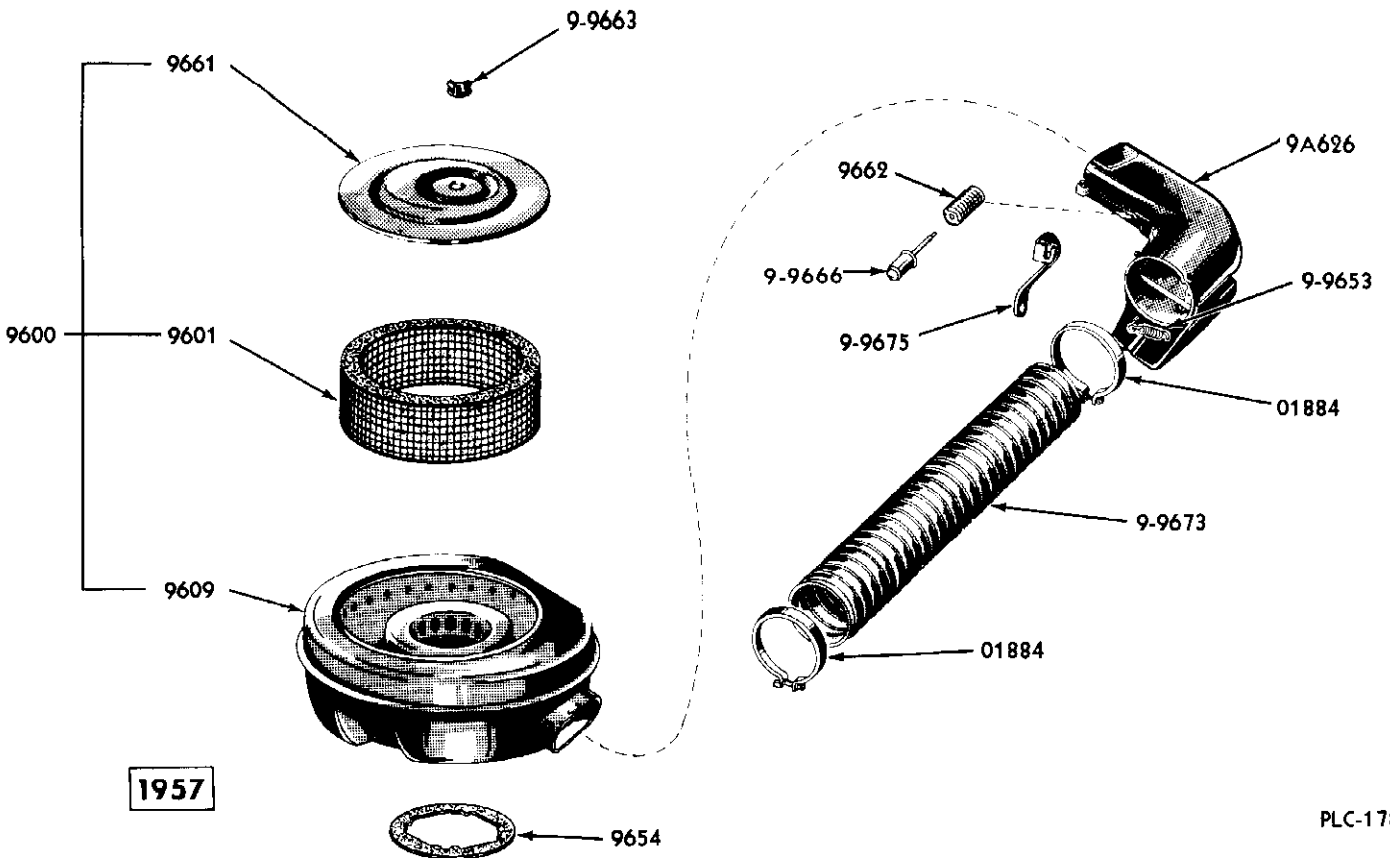
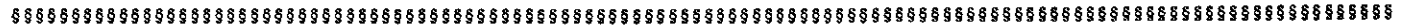
**MEMO**

Lined area for memo content.



1956

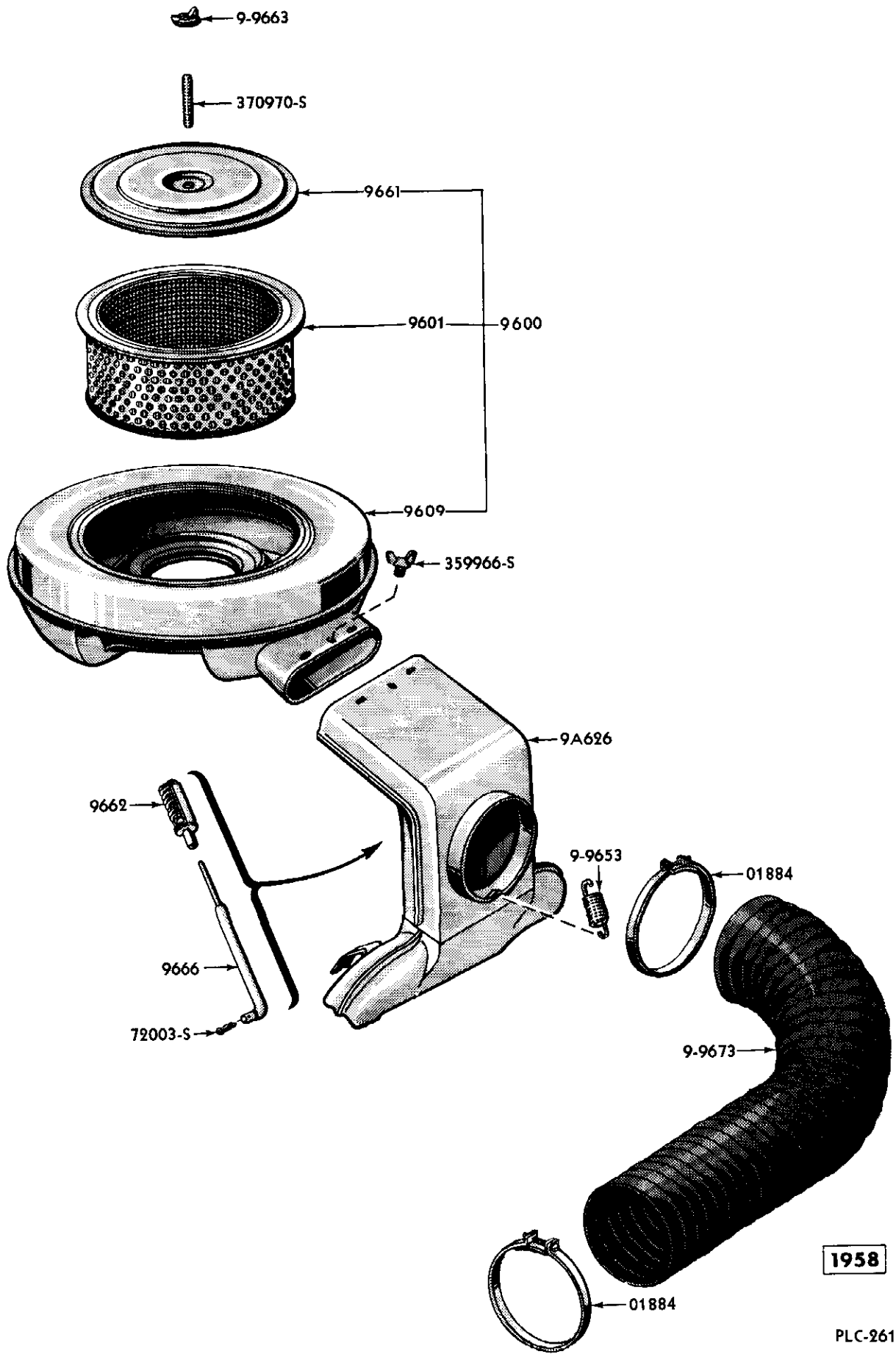
PLC-150



1957

PLC-178

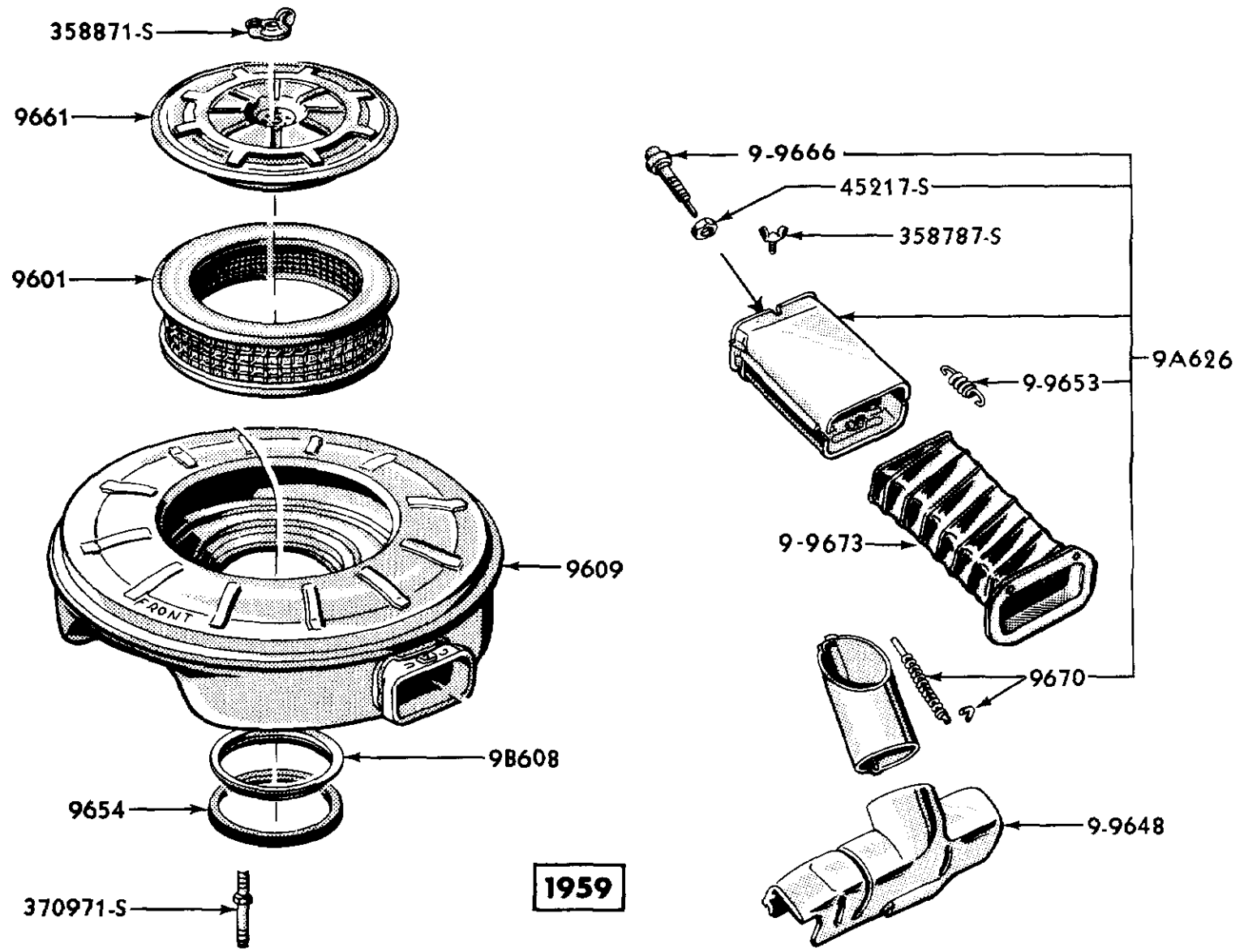
AIR CLEANER, AIR DUCT & RELATED PARTS



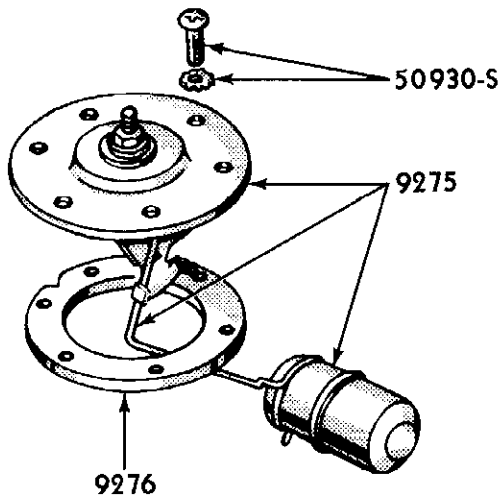
1958

PLC-261

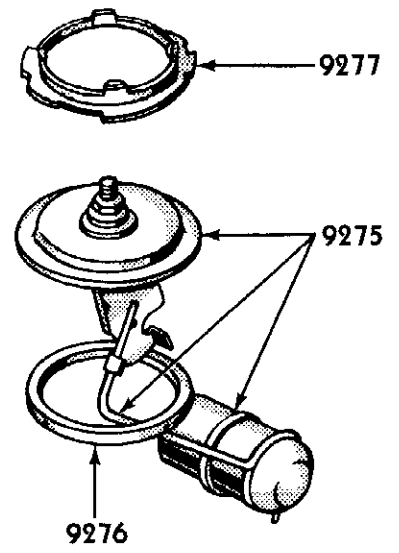
AIR CLEANER, AIR DUCT & RELATED PARTS



AIR CLEANER, AIR DUCT & RELATED PARTS



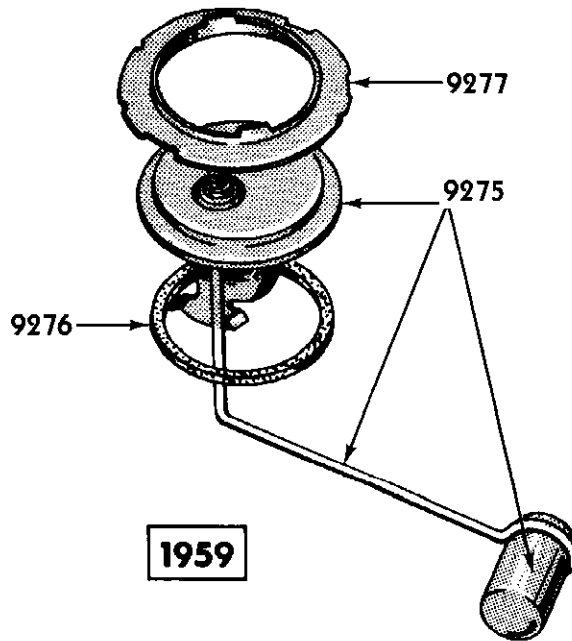
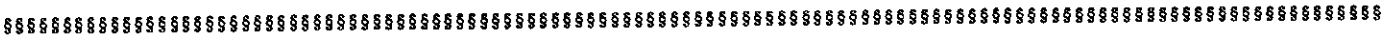
**1956-57**



**1958**

PLC-222

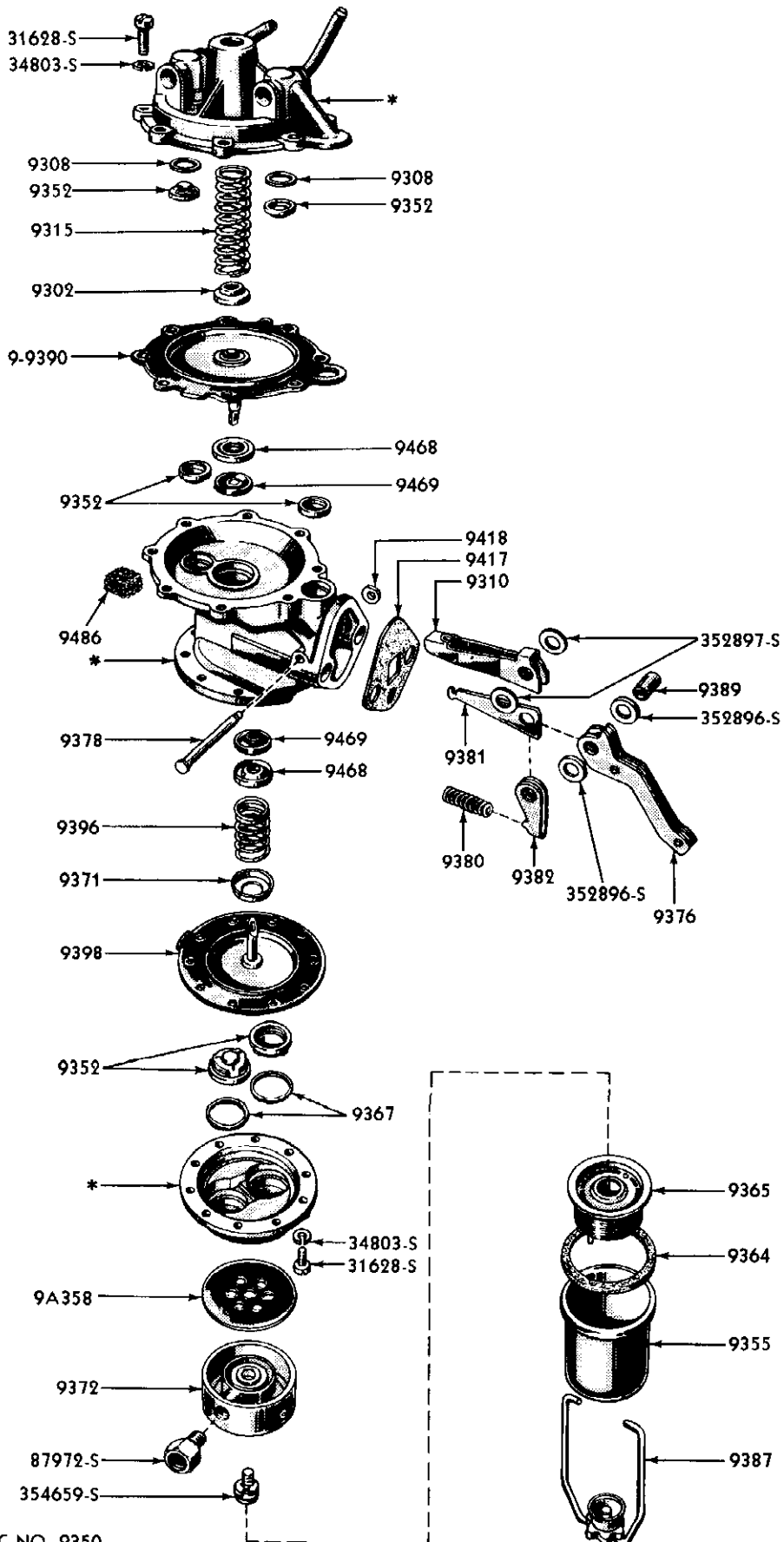
**FUEL TANK SENDER UNIT**



**1959**

PLC-567

**FUEL TANK SENDER UNIT**

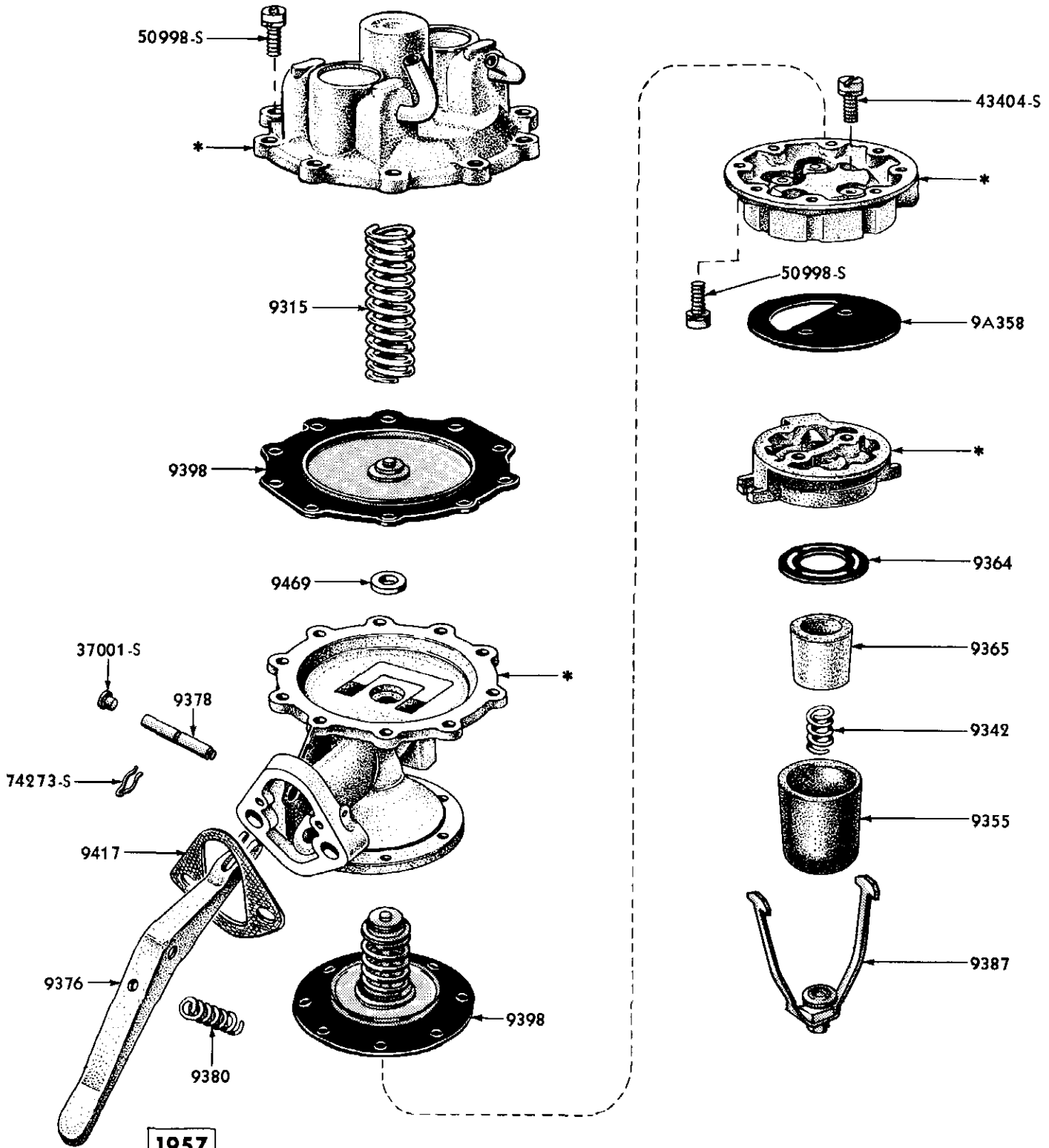


1956

\*SERVICED IN BASIC NO. 9350

PLC-82

FUEL & VACUUM PUMP

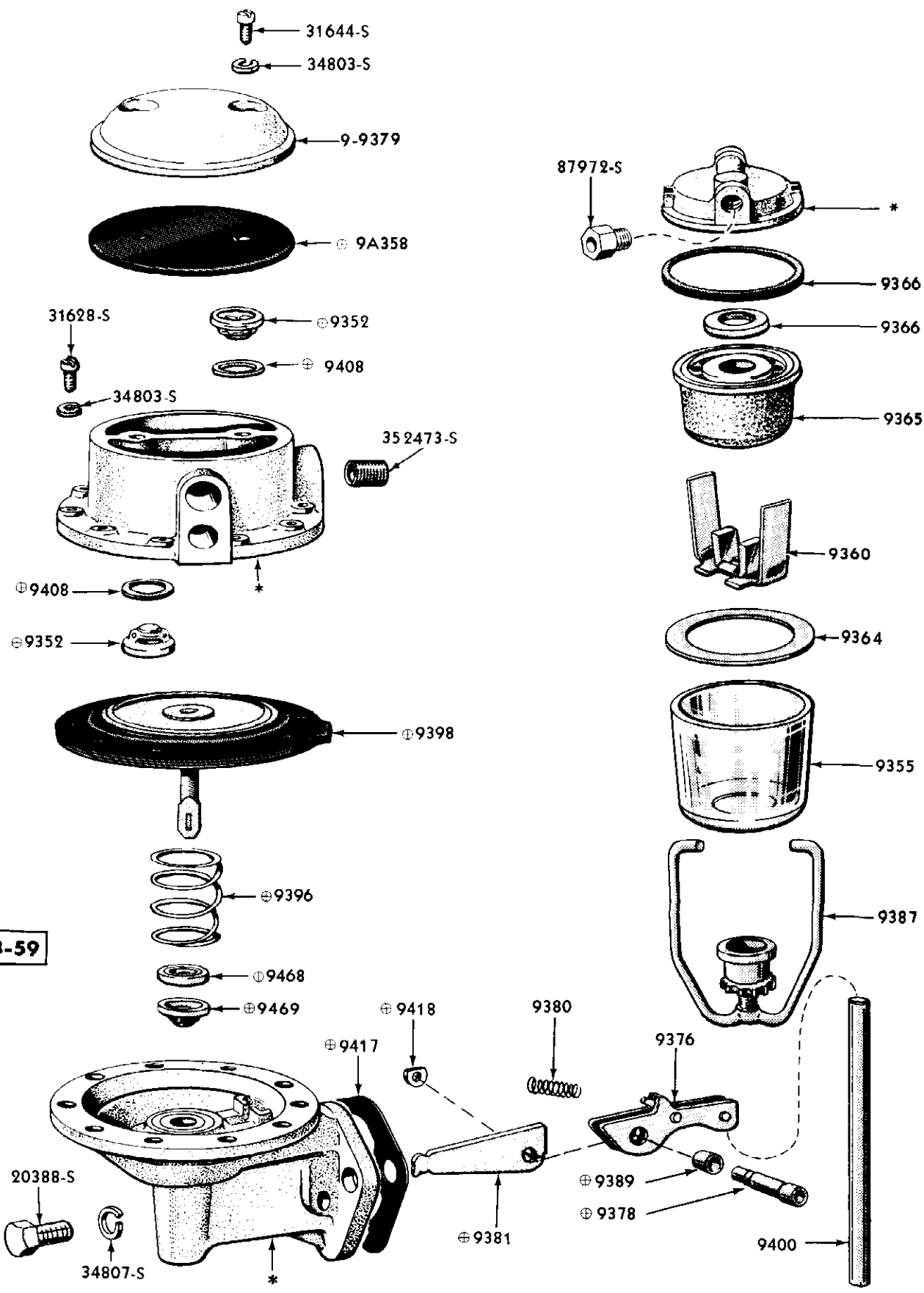


\* SERVICED IN BASIC NO. 9350

PMC-337

FUEL & VACUUM PUMP



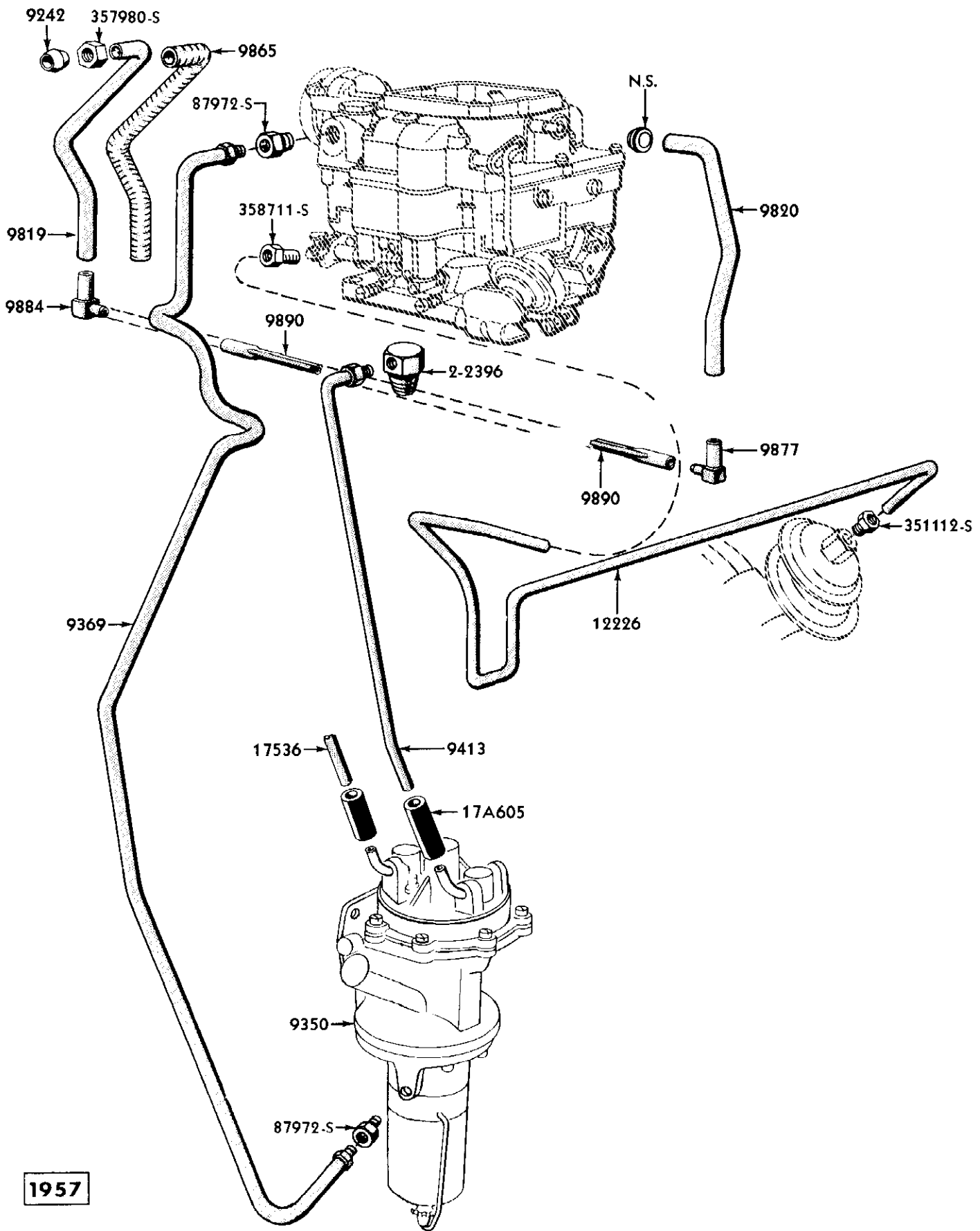


1958-59

\*SERVICED IN BASIC NO. 9350  
 ⊕ SERVICED IN 9349 KIT

FUEL PUMP & FILTER

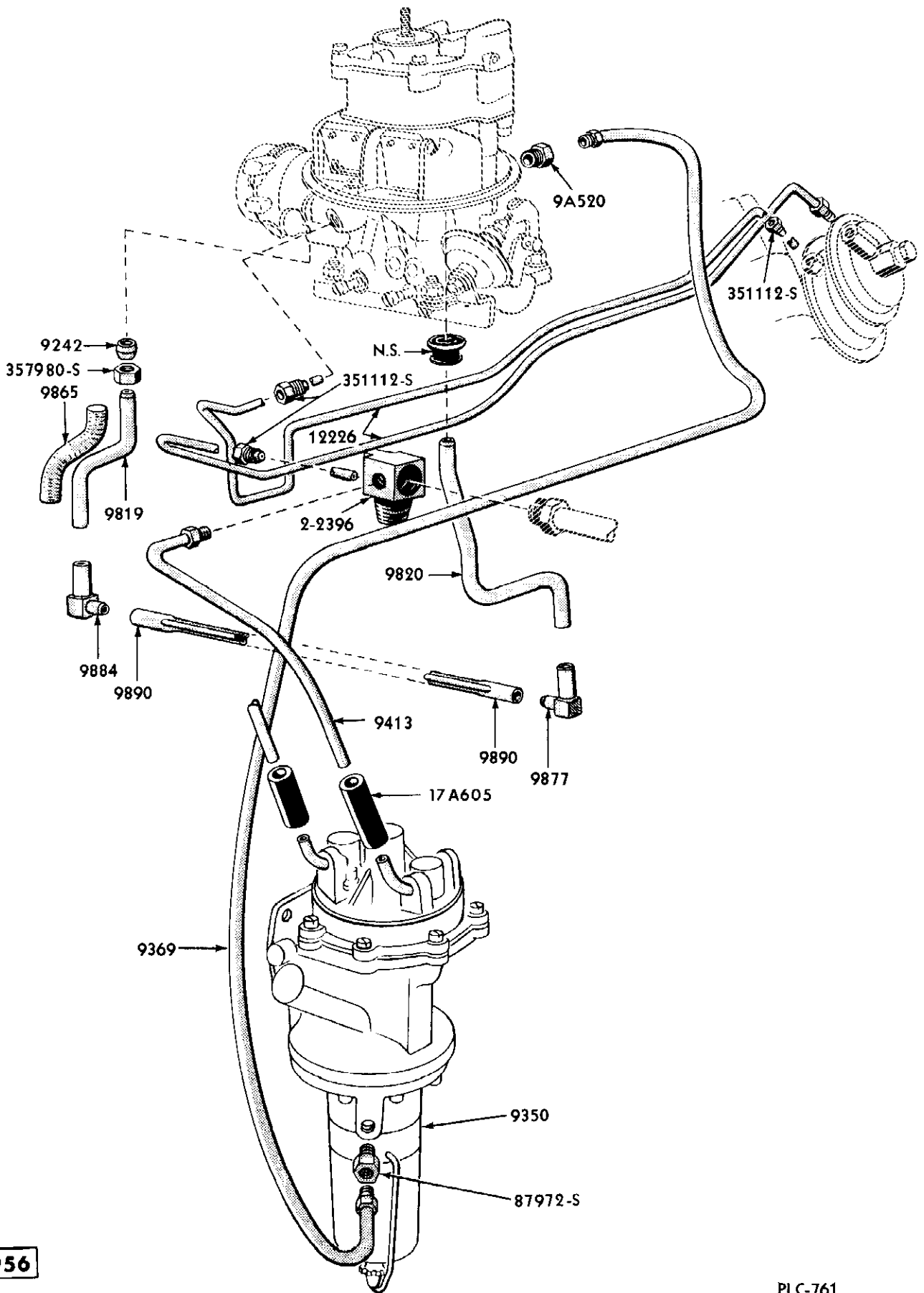
PEC-725



1957

FUEL & VACUUM LINES

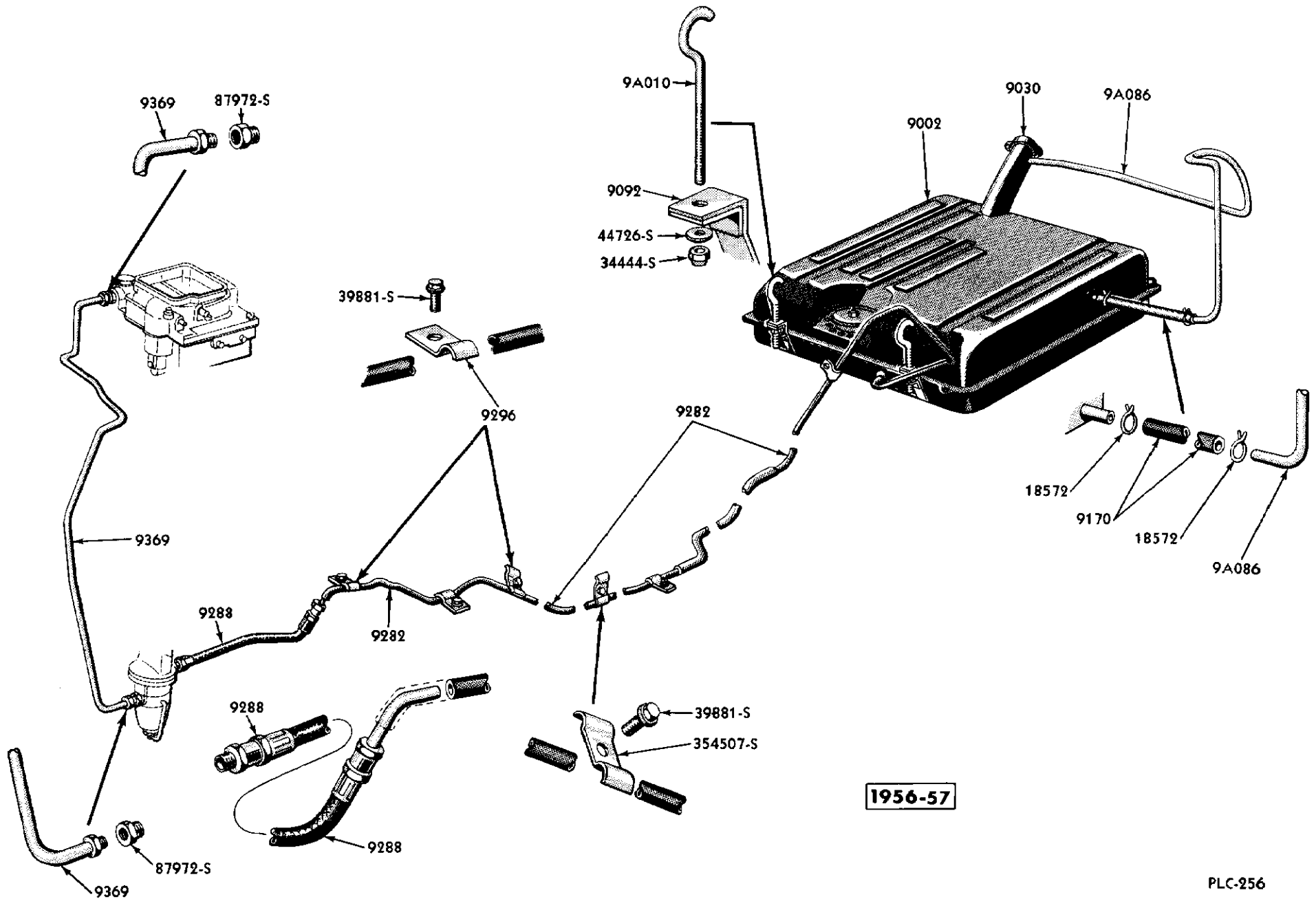
PLC-760



1956

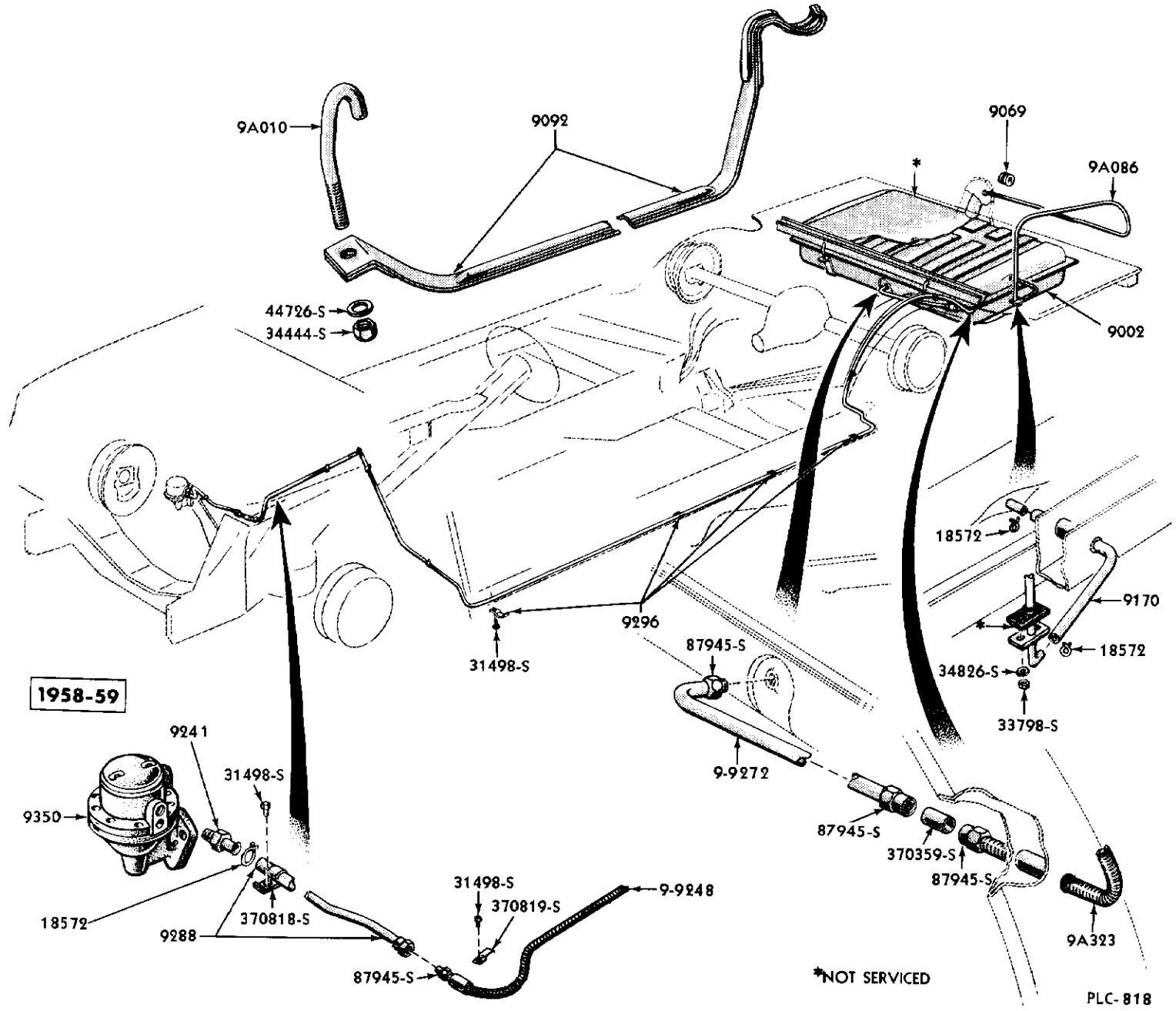
PLC-761

FUEL & VACUUM LINES

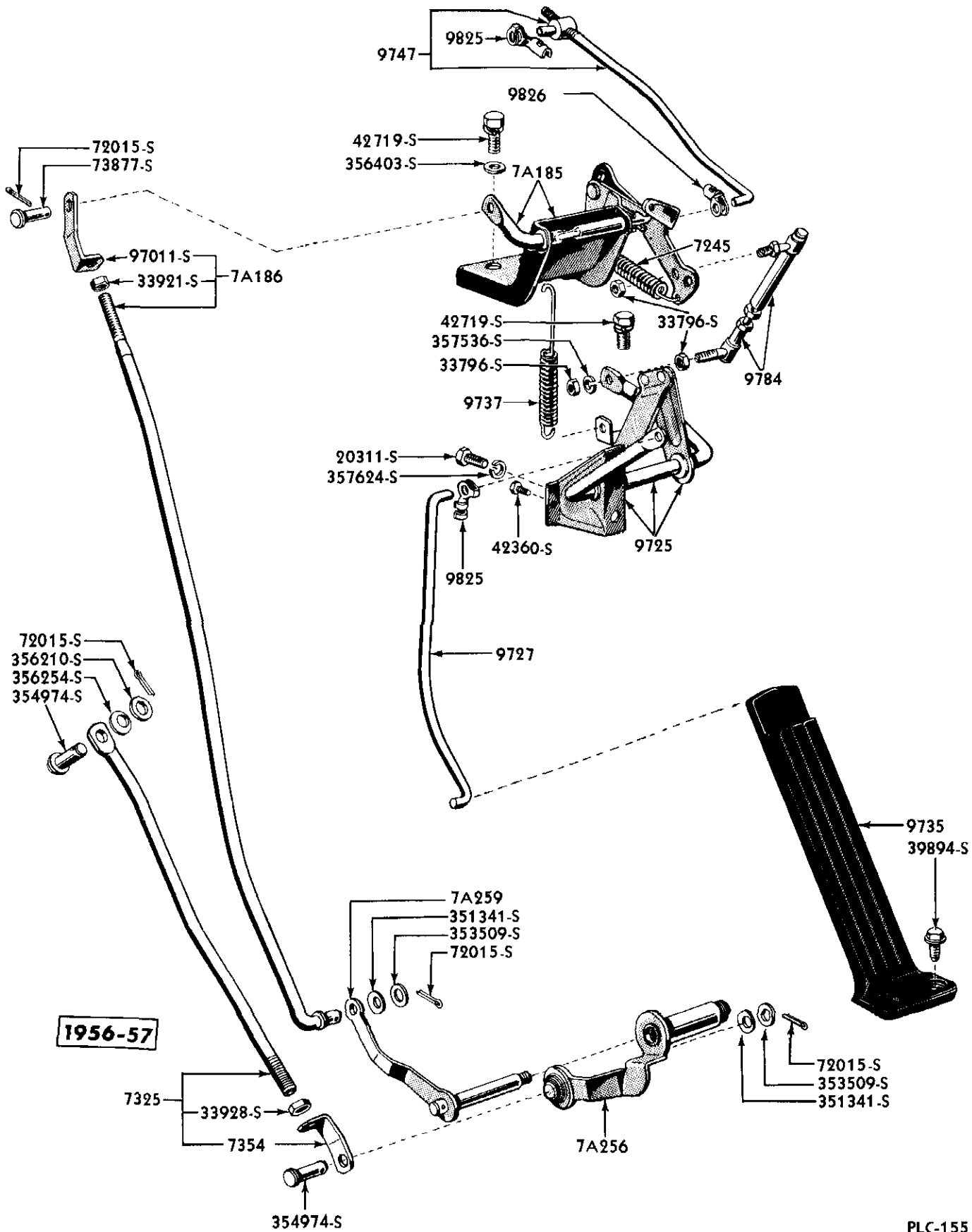


1956-57

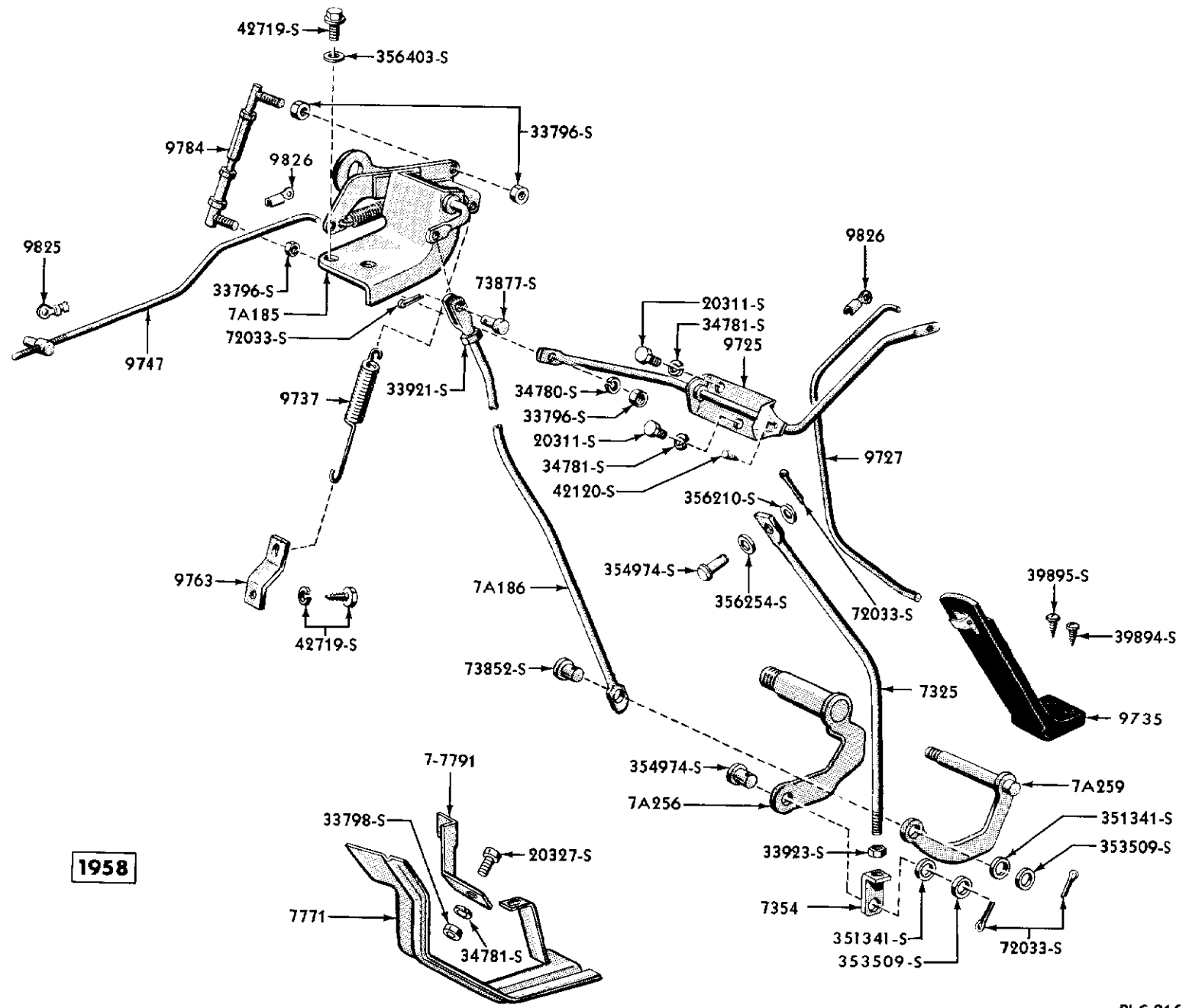
FUEL SYSTEM



### FUEL SYSTEM

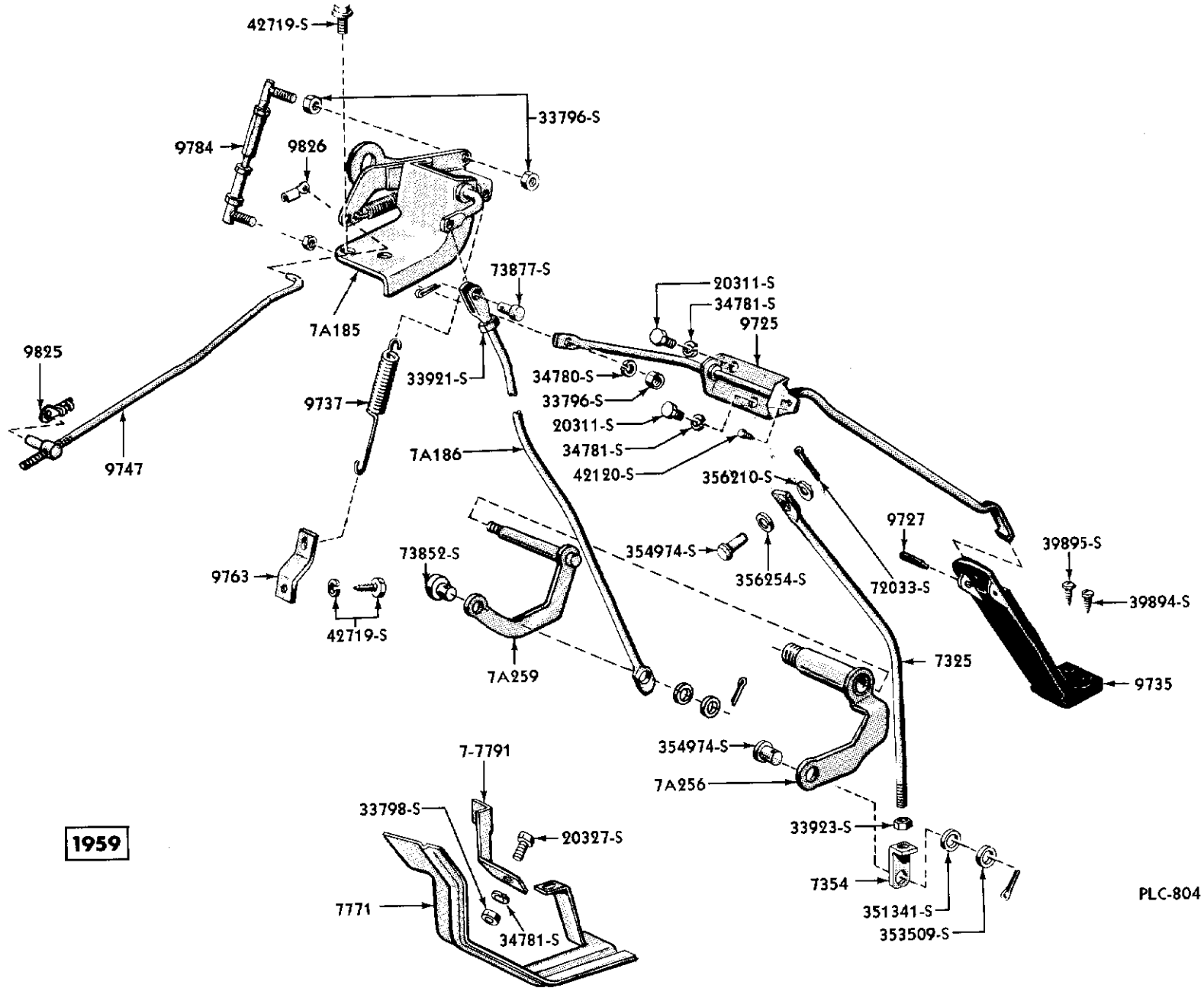


ACCELERATOR & CONTROL LINKAGE



1958

### ACCELERATOR & CONTROL LINKAGE



ACCELERATOR & CONTROL LINKAGE



## Engine , Transmission and Carburetor Combination Chart

Year	Carburetors		Engines	Automatic Transmission			Standard Trans. & O/Drive
	Part No.		C.I.D.	Model No.	Type	Serial Number Prefix	Type
1956	◇	ECU-9510-B	368	PAN-7000-A	T/D	38	NONE
1956	◇	ECU-9510-C	368	PAN-7000-A	T/D	38	NONE
1956	◇	ECU-9510-D	368	PAN-7000-A	T/D	38	NONE
1956	◇	ECU-9510-F	368	PAN-7000-A	T/D	38	NONE
1957	♣	ECU-9510-F	368	PAN-7000-G	T/D	114	NONE
1957	♣	ECU-9510-G	368	PAN-7000-G	T/D	114	NONE
1958	◇	EDJ-9510-A	430-4V	PBB-7000-A PBB-7000-E	T/D T/R	168 208	NONE
1958	◇	PB8M-9510-E	430-4V	PBB-7000-A PBB-7000-E	T/D T/R	168 208	NONE
1958	◇	PB8M-9510-N	430-4V	PBB-7000-A PBB-7000-E	T/D T/R	168 208	NONE
1958	◇	PB9M-9510-E	430-4V	PBB-7000-A PBB-7000-E	T/D T/R	168 208	NONE
1958	◇	PB8M-9510-B	430-6V Secondary	PBB-7000-A PBB-7000-E	T/D T/R	168 208	NONE
1958	◇	PB8M-9510-C	430-6V Primary	PBB-7000-A PBB-7000-E	T/D T/R	168 208	NONE
1959	♣	B9S-9510-A ♣ COLE-9510-A	430-4V	PBB-7000-E used prior to 12/22/58	T/R	208	NONE
1959	♣	B9S-9510-A ♣ COLE-9510-A	430-4V	B9LP-7000-C used after 12/21/58	T/R	PBB-U	NONE

♣ - Carter

◇ - Holley

In the chart above the abbreviations "T/D" and "T/R" in the column under the heading of "TYPE" have the following meaning as to transmission application -

T/D - Turbo-Drive

T/R - Twin-Range

# Carburetor

GROUP AND PART NUMBER	DESCRIPTION, SIZE, ETC.	NO. REQ'D	MODEL OR ENGINE CUBIC INCH DISPLACEMENT	YEAR 19__
<b>List of Carburetor Assemblies and Applications</b>				
<b>9510 CARBURETOR ASSEMBLY</b>				
◇ ECU 9510-B	NS-Use ECU-9510-E - identification - (a, c) engineering number stamped on base of throttle body	1	368-4V	56
◇ ECU 9510-C	NS-Use ECU-9510-E - identification - (a, c) engineering number stamped on base of throttle body	1	368-4V	56
◇ ECU 9510-D	NS-Use ECU-9510-E - identification - (a, c) engineering number stamped on base of throttle body	1	368-4V	56
◇ ECU 9510-E	Identification - engineering number (a, c) stamped on base of throttle body - includes (1) EBJ-9447-A gasket	1	368-4V	56
♣ ECU 9510-F	NS-Use ECU-9510-G - engineering number stamped on identification tag	1	368-4V	57
♣ ECU 9510-G	Identification - engineering number (a, b) stamped on identification tag - includes (1) EBJ-9447-A gasket	1	368-4V	57
◇ EDJ 9510-A	NS-Use PB8M-9510-E - identification - (a, b) engineering number stamped on tower of air horn section of main body	1	430-4V	58
◇ PB8M 9510-B	Identification - engineering number (a, d) stamped on tower of air horn section of main body - Ⓢ5750613 - includes (1) PB8M-9447-A gasket	2	430-6V secondary	58
◇ PB8M 9510-C	Identification - engineering number (a, d) stamped on tower of air horn section of main body - Ⓢ5750614 - includes (1) PB8M-9447-A gasket	1	430-6V primary	58
◇ PB8M 9510-E	NS-Use PB8M-9510-E - identification - (a, b) engineering number stamped on tower of air horn section of main body - Ⓢ5750897	1	430-4V	58
◇ PB8M 9510-N	NS-Use PB8M-9510-E - identification - (a, b) engineering number stamped on tower of air horn section of main body - ⓈED-5750897	1	430-4V	58
◇ PB9M 9510-E	Use PB8L-99301-B tube with this carburetor - identification - engineering number stamped on tower of air horn of main body - Ⓢ5752426 - includes (1) EDC-9447-C gasket and (1) 370970-S stud	1	430-4V	58
♣ B9S 9510-A	NS - Use COLE-9510-A - identification - (a, b) engineering number stamped on front edge of air horn flange - Ⓢ5752040	1	430-4V	59
♣ COLE 9510-A	Identification - engineering number (a, b) stamped on front edge of air horn flange	1	430-4V	60
	34806-S Lockwasher-5/16"-carburetor to manifold	4	a	
	88391-S8 Stud-5/16"-18-24 x 1-1/2"-carburetor to intake manifold	4	b	
	88401-S8 Stud-5/16"-18-24 x 1-5/8"-carburetor to intake manifold	4	d	
	89126-S8 Stud-5/16"-18-24 x 1-15/16"-carburetor to intake manifold	4	c	
	351809-S8 Nut-hex. -5/16"-24-carburetor to intake manifold	4	a	
<b>9510 HIGH PERFORMANCE KIT (LINCOLN)</b>				
HJK 9510-A	Includes - air cleaner, carburetors, fuel pump & filter, fuel & vacuum lines, intake manifold gaskets, linkage & all attaching parts necessary for making complete installation	1	430-6V	58
	♣ Carter ◇ Holley			

# Carburetor Chart

GROUP AND PART NUMBER	DESCRIPTION, SIZE, ETC.	NUMBER REQUIRED											
		YR.	56	57	57	58	58	58	58	58	58	59	59
		CARRURETOR	ECU 9510-B, C, D, E	ECU 9510-F	ECU 9510-G	EDJ 9510-A	PB8M 9510-B #5750613	PB8M 9510-C #5750614	PB8M 9510-E #5750897	PB8M 9510-N #ED-5750897	PB9M 9510-E #5752426	B9S 9510-A #5752040	COLE 9510-A
9010	CLAMP (FLOAT)												
◇PB8M 9010-A	NS-use 351826-S retainer					2	1	1	2	2	2		
9224	ADAPTOR (FUEL INLET) See basic part number 9A520												
9229	GASKET (FUEL INLET ADAPTOR)												
◆ B7A 9229-A1	Also serviced in 9502 kit - #ECU-99722-A			1	1							1	1
◇ 8CM 9229	Also serviced in 9502 kit		1			1	1	1	1	1	1		
9229	"O" RING (INLET TUBE SEAL)												
◇ B5A 9229-A	Also serviced in 9502 and 9590 kits - #EAD-99502-A		2			2			2	2	2		
9A500	ADAPTOR (FLOAT LEVEL)												
◇ EDC 9A500-A	Use only with components of 9550 kit					1	1	1	1				
9501	HSG. & PLUGS(SECONDARY THROTTLE)												
◇ B5A 9501-A	#EBY-99614-A		1										
◇ B7A 9501-A	#ECZ-9501-A					1	1	1	1	1	1		
◆ B7A 9501-B	Diaphragm housing - #ECZ-99614-A			1	1								
25247-S	Screw-fill. hd. -No. 10-32 x 5/8"- secondary throttle hsg. & plugs assy. to throttle body & shaft			3	3								
43407-S8	Screw & washer assy. -No. 8-32 x 1"- secondary throttle hsg. to main body & plugs assy.					3	3	3	3	3	3		
353852-S	Screw & washer assy. -No. 8-32 x 7/16"- hsg. to throttle body		3										
9A501	TUBE (BALANCE)												
◇ EDC 9A501-A									1	1	1		
9B501	SEAL (FAST IDLE ROD)												
◇B7AZ 9B501-B	Also serviced in 9502 kit - #EDB-99809-C, #B7A-9622-B					1							
◇8MTH 9622	Felt - lower - also serviced in 9502 kit		1										
◇ B8C 9622-A	#5752414, #PB8M-99809-A						1	1	1	1	1		
9502	KIT (GASKET)												
◇ MGK 9502-C	Consists of the following - (1) 8CM-9229 gskt. (1) B5A-9611-A gskt. (1) B6A-9447-A gskt. (1) 8MTH-9622 seal (1) B6T-9516-A gskt. (1) B5A-9655-A grmt. (1) 8CM-9516 gskt. (1) B6A-9853-C gskt. (1) EAD-9535-A gskt. (1) B6A-9871-A gskt. (1) B5A-9569-A gskt. (1) 8CM-9945 gskt. (1) B6A-9569-A gskt. (1) B6A-9945-A gskt. (1) COAE-9A588-A (1) B5A-9985-A gskt. (1) B5A-9608-A gskt. (1) ECK-99640-A wire (1) 8CM-9608-A gskt. (4) 359009-S wshr. (4) B6A-9609-A gskt.		1										
	CONTINUED ON NEXT PAGE ◆ Carter ◇ Holley												

# Carburetor Chart

GROUP AND PART NUMBER	DESCRIPTION, SIZE, ETC.	NUMBER REQUIRED										
		YR. CARBURETOR	56	57	57	58	58	58	58	58	59	59
		56	57	57	58	58	58	58	58	59	59	
9502	<b>KIT (GASKET) CONTINUED</b>											
◆ HHK 9502-A	Consists of the following - (2) EBJ-9447-A gskt. (1) ECZ-9580-A gskt. (2) ECU-9569-A gskt. (1) ECZ-9985-A gskt. (1) ECZ-9871-A gskt. (1) ECZ-99703-A gskt. (1) ECZ-99510-A gskt. (2) ECU-99722-A gskt. (1) ECZ-99718-A gskt. (1) ECU-99862-A gskt. (1) B7LE-9516-E gskt.		1	1								
◇ MJK 9502-A	Consists of the following - (1) 8CM-9229 gskt. (3) EDB-9853-B gskt. (1) EDG-9447-A gskt. (1) EDB-9871-B gskt. (1) ECZ-9516-B gskt. (1) EDB-9909-B gskt. use with 383-4V Mod (2) EAA-99571-A gskt. (1) EDD-9516-A gskt. (8) EDB-99885-A gskt. use with 383-4V (1) EDB-99809-C seal (1) EDJ-9516-A gskt. (2) EDB-99898-A seal use with 430-4V (2) 5752534 gskt. (1) EDB-9580-A gskt. (2) 40-9608 gskt. (2) EAD-99502-A "o" ring (2) B9TE-9A518-A gskt.				1							
◇ MJK 9502-E	Consists of the following - (1) 8CM-9229 gskt. (4) EDB-99885-A gskt. (1) EDC-9516-A gskt. (1) 40-9608 gskt. (2) EDB-9853-B gskt. (1) 5750616 gskt. (1) EAA-99571-A gskt. (1) 5752534 gskt. (1) B9TE-9A518-A gskt.					1						
◇ MJK 9502-F	Consists of the following - (1) 8CM-9229 gskt. (1) 40-9608 gskt. (2) EDG-9853-B gskt. (4) EDB-99885-A gskt. (1) EDC-9516-A gskt. (1) EDB-9580-A gskt. (1) EDB-9871-B gskt. (1) EDB-99809-C seal (1) EDB-9909-B gskt. (2) EDB-99898-A seal (1) EAA-99571-A gskt. (1) 5750616 gskt. (1) B9TE-9A518-A gskt. (1) 5752534 gskt.						1					
◇58MK 9502-A	Consists of the following - (1) 8CM-9229 gskt. (1) EDD-9516-A gskt. (1) EDG-9447-A gskt. use with 383-4V (1) ECZ-9516-B gskt. (1) EDJ-9516-A gskt. use with 383-4V Mod use with 430-4V (1) EDB-9890-A gskt. (2) 78-9563 gskt. (2) 40-9608 gskt. (2) EAA-99571-A gskt. (3) EDB-9853-B gskt. (8) EDB-99885-A gskt. (1) EDB-9871-B gskt. (2) EDB-99898-A seal (1) EDB-9909-B gskt. (1) 5752530 gskt. (1) 5752528 gskt. (1) 5752534 gskt. (1) B9TE-9A518-A gskt. (2) EAD-99502-A "o" ring (2) ECK-99984-A "o" ring							1				
◇58MK 9502-B	Consists of the following - (1) EDB-9580-A gskt. (1) 5752528 gskt. (2) 40-9608 gskt. (1) 5752530 gskt. (3) EDB-9853-B gskt. (2) B9TE-9A522-B gskt. (1) EDB-9871-B gskt. (1) 372449-S wshr. (1) B9TE-9A518-A gskt. (1) B8A-9561-C (2) B9TE-9A522-A gskt. (2) ECK-99984-A "o" ring (2) ECZ-99984-A "o" ring								1	1		
	CONTINUED ON NEXT PAGE											
	◆Carter ◇Holley											

# Carburetor Chart

GROUP AND PART NUMBER	DESCRIPTION, SIZE, ETC.	NUMBER REQUIRED											
		56	57	57	58	58	58	58	58	58	59	59	
		YR. CARBURETOR	56	57	57	58	58	58	58	58	58	59	59
		56	57	57	58	58	58	58	58	58	58	59	59
9502	<b>KIT (GASKET) CONTINUED</b>												
◆59MK 9502-B	Consists of the following - (1) B9ME-9A529-A gasket (2) B9ME-9A536-A gasket (2) ECU-9569-A gasket (1) B9ME-9580-A gasket (1) ECU-99722-A gasket (2) ECZ-99723-A gasket (1) ECZ-99862-B gasket (1) 5751334 gasket (1) 5752457 gasket											1	
◆COSZ 9502-A	Consists of the following - (1)B9SE-9447-A gskt. (1)B9ME-9A529-A gskt. (2)B9ME-9A536-A gskt. (2)ECU-9569-A gskt. (1)B9ME-9580-A gskt. (1)COLE-9B567-A gskt. (1)ECU-99722-A gskt. (2)ECZ-99723-A gskt. (1)ECZ-99862-B gskt. (1)5751334 gasket											1	
9503	<b>DIAPHRAGM (SECONDARY THROTTLE)</b>												
◇ EBZ 9503-A	Also serviced in 9590 kit	1											
◆ ECZ 9503-A			1	1									
◇ B8A 9503-A	Also serviced in 9590 kit - ⊕EDJ-9503-A				1				1	1	1		
◇PB8M 9503-B	⊕5751938					1							
351825-S	Washer-"C" type-diaphragm to lever	1			1				1	1	1		
9-9503	<b>LEVER (SECONDARY THROTTLE DIAPHRAGM)</b>												
	See basic part number 9583												
9A504	<b>BAFFLE (METERING BODY VENT PRIMARY)</b>												
◇ B8A 9553-C	⊕EDC-9A504-C								1	1	1		
9B504	<b>SPRING (SECONDARY THROTTLE DIAPHRAGM RETURN)</b>												
◇B5AZ 9B504-A	⊕EBY-99511-A, ⊕B5A-9504-A					1			1	1	1		
◇B6LY 9B504-A	⊕ECU-99511-A	1											
◆B8AZ 9B504-A	⊕ECZ-99511-A, ⊕B8A-9504-A		1	1									
◇B8MY 9B504-B	⊕5752235, ⊕PB8M-99511-C					1							
9C504	<b>ROD (SECONDARY THROTTLE CONTROL)</b>												
◇ B5A 9C504-A	⊕EBY-99604-A, ⊕B5A-9649-A	1											
◇B7AZ 9C504-A	⊕ECZ-99604-C, ⊕B7A-9649-B					1			1	1	1		
◆B7AZ 9C504-B	⊕ECZ-99604-A, ⊕B7A-9649-C		1	1									
◆B8AZ 9C504-B	⊕EDT-99604-A, ⊕B8A-9649-B											1	
◆COME 9C504-A												1	
42709-S7	Screw & washer-pan hd. -No. 6-32 x 1/4"-carburetor accelerator pump cam to primary shaft & lever					1			1	1	1		
352200-S	Pin-cotter-3/64" x 3/8"	2											
352456-S8	Washer-flat-1/8" I. D.	1											
353854-S8	Washer throttle connecting rod to secondary lever & shaft					1			1	1	1		
359724-S	Retainer												
359725-S	Washer-flat-5/32" I. D. x 19/64" O. D. x 1/64" thick		2	2									
			4	4									
	◆ Carter ◇ Holley												

# Carburetor Chart

GROUP AND PART NUMBER	DESCRIPTION, SIZE, ETC.	NUMBER REQUIRED										
		YR.	CARBURETOR	56	57	57	58	58	58	58	58	59
		56	57	57	58	58	58	58	58	58	59	59
9C505	LEVER (SECONDARY THROTTLE OVERRIDE)											
◆COME 9C505-A												1
9C506	PLATE (SECONDARY THROTTLE LOCKOUT)											
◆COME 9C506-A												1
9507	COVER (SECONDARY THROTTLE DIAPHRAGM)											
◇ B5A 9507-A	⊕EBY-99501-A		1									
◇ B7A 9507-B	⊕ECZ-99501-C				1	1						
◆ ECZ 9507-A				1	1							
31061-S8	Screw-fill. hd. -No. 8-32 x 1/2"-cover to hsg.		4									
34802-S7	Lockwasher-No. 8		4			4	4		4	4	4	
43255-S8	Screw & washer-No. 8-32 x 5/8"-secondary diaphragm cover to hsg.					4	4		4	4	4	
359722-S8	Screw & washer-fill. hd. pointed-No. 8-32 x 1/2"-cover to hsg.				6	6						
9A507	BOWL & PLUGS (FLOAT PRIMARY)											
◇B8MY 9A507-A	⊕PB8M-99698-A								1			
◇B9AZ 9A507-A	⊕EDG-99698-A									1	1	
◇ B8A 9559-E	⊕5751596					1						
◇ B8A 9559-G	⊕EDC-99698-C								1			
9508	HOUSING (SECONDARY THROTTLE DIAPHRAGM)											
◇ B5A 9508-A	⊕EBY-99508-A		1									
42790-S7	Screw & lockwasher-fill. hd. -No. 6-32-1/4"		1									
9A508	BOWL & PLUGS (FLOAT SECONDARY)											
◇B8MY 9A508-A	⊕5752238, EPB8M-9706-A								1			
◇B9AZ 9A508	⊕EDG-9706-A									1	1	
◇ B8A 9559-B	⊕EDC-9706-A					1						
◇ B8A 9559-H	⊕EDC-9706-B								1			
359747-S	Screw-special hd. -No. 12-24 x 2-9/16"-bowl & plugs to main body & plugs					8						
9B508	BUSHING (SECONDARY THROTTLE SHAFT DIAPHRAGM LEVER)											
◇B7AZ 9B508-A	⊕ECZ-99870-C, ⅂B7A-9657-A						AR		AR	AR	AR	
◇B8AZ 9B508-A	⊕EDC-99870-A, ⅂B8A-9657-A						1		1	1	1	
9A509	SPRING (BOWL VENT)											
◆B6MY 9A509-A	⊕ECZ-99705-A			1	1							
9510	CARBURETOR ASSEMBLY Refer to list of carburetor assemblies on page 230 immediately preceding this chart											
9510	HIGH PERFORMANCE KIT Refer to list of carburetor assemblies on page 230 immediately preceding this chart											
	◆Carter     ◇Holley											

# Carburetor Chart

GROUP AND PART NUMBER	DESCRIPTION, SIZE, ETC.	NUMBER REQUIRED										
		YR. CARBURETOR	56 ◇ ECU 9510-B, C, D, E	57 ◆ ECU 9510-F	57 ◆ ECU 9510-G	58 ◇ EDJ 9510-A	58 ◇ PB8M 9510-B ⊕ 5750613	58 ◇ PB8M 9510-C ⊕ 5750614	58 ◇ PB8M 9510-E ⊕ 5750897	58 ◇ PB8M 9510-N ⊕ ED-5750897	58 ◇ PB9M 9510-E ⊕ 5752426	59 ◆ B95 9510-A ⊕ 5752040
9A511	BODY & PLUGS (MAIN METERING PRIMARY)											
◇ B8LY 9A511-A	⊕ EDJ-99952-A					1						
◇ B8LY 9A511-B	⊕ EDJ-99952-B							1	1	1	1	
◇ B8MY 9A511-D	⊕ 5752237, HPB8M-99952-B							1				
◇ B8MY 9A511-F	⊕ 5752236, HPB8M-99953-A							1				
9B511	WEIGHT (PUMP DISCHARGE BALL)											
◇ B7AZ 9B511-A	⊕ EDB-99903-A, EB7A-9556-A					1			1	1	1	
9512	BODY & PLUGS (MAIN)											
◇ ECU 9512-B	Use with B6A-9564-B, B6A-9944-A, B6A-9945-A and B6A-9959-A		1									
◇ EDJ 9512-A						1						
◇ B9LE 9512-A								1	1	1		
◇ PB8M 9512-G	⊕ 5752228							1				
◇ PB8M 9512-H	⊕ 5752229							1				
353855-S	Lockwasher-5/16"		1									
359010-S8	Bolt-fill. hd. -5/16"-24 x 3-5/8"		1									
359011-S2	Bolt & lockwasher-fill. hd. -5/16"-24 x 1-3/16"-throttle body to main body		1									
9B512	ROD (PUMP OPERATING)											
◆ B7A 9531-D	Also serviced in 9590 kit - ⊕ ECG-99798-A										1	
◆ B6MY 9B512-A	Also serviced in 9590 kit - ⊕ ECZ-99798-A			1	1							
◆ COLE 9B512-A	Connector rod											1
359723-S7	Washer-flat-1/8" I.D. x 5/16" O.D. x 1/64"			2	2							
359734-S	Retainer-spring-1/8"			2	2						1	
9A513	BODY & PLUGS (MAIN METERING SECONDARY)											
◇ B8LY 9A513-A	⊕ EDJ-99953-A					1						
9B513	PISTON (VACUUM)											
◆ B6MY 9B513-A	⊕ ECZ-99845-A			1	1							
◆ B7AZ 9B513-A	⊕ ECZ-99845-B, EB7A-9904-C										2	
◆ COLE 9B513-A												2
9514	PLATE (METERING BODY SECONDARY)											
◇ B8A 9514-A	Use with B8LY-9C522-A								1	1	1	
9515	SPACER (MAIN BODY TO THROTTLE BODY)											
◇ B6T 9515-A	Also serviced in 9590 kit - ⊕ ECU-99605-A		1									
9A515	ROD (ACCELERATOR PUMP LINK TO CARBURETOR VENT LEVER)											
	See basic part number 9531											
9516	GASKET (MAIN BODY TO THROTTLE BODY)											
◇ B8S 9516-A	Also serviced in 9502 kit - ⊕ EDJ-9510-A					1			1	1	1	
◆ ECU 9516-C	Also serviced in 9502 kit			1	1							
◇ EDC 9516-A	Also serviced in 9502 kit							1	1			
9A516	VALVE (PUMP DISCHARGE NEEDLE)											
◆ B7AZ 9A516-A	Also serviced in 9590 kit - ⊕ ECZ-9902-B, EB7A-9902-A										1	
	CONTINUED ON NEXT PAGE											
	◆ Carter     ◇ Holley											

# Carburetor Chart

GROUP AND PART NUMBER	DESCRIPTION, SIZE, ETC.	NUMBER REQUIRED											
		YR. CARBURETOR	56	57	57	58	58	58	58	58	58	59	59
		ECU 9510-B, C, D, E	ECU 9510-F	ECU 9510-G	EDJ 9510-A	PB8M 9510-B #5750613	PB8M 9510-C #5750614	PB8M 9510-E #5750897	PB8M 9510-N #ED-5750897	PB8M 9510-E #5752426	BS 9510-A #5752040	COLE 9510-A	
9A516	VALVE (PUMP DISCHARGE NEEDLE) CONTINUED												
•B7MY 9A516-A	Also serviced in 9590 kit - #ECZ-9902-A		1	1									
◇A8TZ 9A516-A	Also serviced in 9502 kit - #8CM-9902	1											
◇B9TE 9A516-A										1			
9A517	BAFFLE (FLOAT BOWL SECONDARY)												
◇B9TE 9A517-B										1			
◇ B7A 9553-C	#ECZ-99951-A				1								
◇ B8A 9553-B	#EDC-99951-A							1	1				
9518	BODY & SHAFT (THROTTLE)												
◇ ECU 9518-C		1											
• ECU 9518-D			1	1									
◇ EDJ 9518-A					1								
◇ EDJ 9518-B								1	1	1			
◇PB8M 9518-C	#5751307							1					
◇PB8M 9518-D	#5752233					1							
33798-S	Nut-hex. hd. -5/16"-24-throttle body & shaft to main body		4	4									
34806-S7	Lockwasher	1											
37777-S8	Screw-fill. hd. dog point-No. 10-32 x 1-3/8"- throttle idle adjusting	1											
352892-S8B	Screw-fill. hd. dog point-No. 10-32 x 7/8"- throttle adjusting cam	1											
359710-S8	Screw & washer assy. -No. 8-32 x 3/4"		4	4									
359730-S	Plug-round hd. -9/32" x 5/16" dia.		1	1									
359736-S	Screw & washer assy. -No. 12-24 x 13/16"- throttle body & shaft to main body & plugs				8			8	8	8			
9A518	GASKET (MAIN METERING BODY)												
◇B9TE 9A518-A	Also serviced in 9502 kit				2			1	1	1			
◇ B8A 9561-D	Secondary - also serviced in 9502 kit - #5752530							1	1	1			
9A519	SPRING (FLOAT)												
◇B6AZ 9A519-A	Use with B6A-9550-B only - also serviced in 9590 kit - #ECZ-9958-A, #B6A-9958-A	1											
◇B7AZ 9A519-A	Also serviced in 9590 kit - #EDB-9958-A, #B7A-9958-A				1	1	1	1					
•B7LY 9A519-A	Also serviced in 9590 kit - #ECU-9558-A		1	1									
9A520	ADAPTOR (FUEL INLET)												
◇B2TZ 9A520-A	#8CM-9224-B				1								
•B7AZ 9A520-B	#ECZ-9224-B, #B7A-9224-B										1	1	
◇B7AZ 9A520-D	Throttle to main body - ☆ use with ECU-9510-C, D and E only - #ECU-9224-B, #B7A-9224-D	1*											
◇B8AZ 9A520-A	Inlet fittings - #372240-S, #B8A-9224-A				1			1	1	1			
◇ B6T 9224-B	Throttle body to fuel line - ☆ use with ECU-9510-B only	1*											
9A522	GASKET (FUEL VALVE ADJUSTING SCREW)												
◇B9TE 9A522-B	Also serviced in 9590 kit								1	1			
	• Carter      ◇ Holley												



# Carburetor Chart

GROUP AND PART NUMBER	DESCRIPTION, SIZE, ETC.	NUMBER REQUIRED											
		YR. CARBURETOR	56	57	57	58	58	58	58	58	58	59	59
		56	57	57	58	58	58	58	58	58	59	59	59
9C522 ◇B8LY 9C522-A	BODY (MAIN METERING SECONDARY) Less plugs - ⊕EDJ-99892-A										1	1	1
9A523 ◆COLE 9A523-B	SUPPORT (BOOSTER VENTURI) Must be used with the following - (1) COLE-9B558-B cover (1) COLE-9B568-B gasket (1) COLE-9A587-B gasket												1
9524	HORN & PLUGS (AIR)												
◇ B6T 9524-A	⊕ECU-9524-A		1										
◆ ECU 9524-C				1	1								
◆B9ME 9524-A												1	
◆COLE 9524-B												1	
31628-S7	Screw-fill. hd. -No. 10-32 x 5/8"		1										
34803-S	Lockwasher-No. 10		1										
359711-S8	Screw & washer assy. -fill. hd. -No. 8-32 x 5/16"		1										
359716-S	Screw & washer assy. -fill. hd. -No. 8-32 x 5/8"			8	8								
359718-S	Screw & washer assy. -fill. hd. -No. 8-32 x 1-1/4"			7	7								
9A525	LEVER (THROTTLE SHAFT) SECONDARY												
◆B9ME 9A525-A												1	1
9526	ROD (ACCELERATOR PUMP PISTON OPERATING)												
◆ B7A 9526-E	Also serviced in 9590 kit - ⊕ECZ-9531-D											1	1
◇ B8A 9526-B	⊕5752246				1	1	1	1	1	1			
◇ ECU 9531-A	With (2) holes near lower end - use with ECU-99983-C main body & plugs assy.		1										
◇ ECU 9531-B	With (2) holes near lower end and (1) near upper end - must be used with ECU-99983-C main body & cover assy.		1										
◆ ECU 9531-C				1	1								
370050-S	Screw-hex. hd. -slotted-No. 10-32 x 1/2"-use as accelerator pump lever adjusting screw				1	1	1	1	1	1			
370052-S	Nut-hex. -No. 10-32 x 17/64"-use with accelerator pump lever				1	1	1	1	1	1			
9526	LINK (ACCELERATOR PUMP)												
◇ EAD 9526-C	Also serviced in 9590 kit		1										
351825-S	Washer "C" type-link to pump rod		1										
354614-S	Stud-rd. hd. slotted-No. 8-32 x 23/32"-accelerator pump link to operating rod		1										
9A526	ROD (METERING)												
◆B7LY 9A526-B	Also serviced in 9590 kit - ⊕ECU-99715-D			2	2								
◆B9LE 9A526-A	0 to 5000 feet altitude - also serviced in 9590 kit											2	
◆B9ME 9A526-B	5000 to 10000 feet altitude											2	
◆B9ME 9A526-C	10000 to 15000 feet altitude											2	
◆COME 9A526-A	0 to 5000 feet altitude												2
◆COLE 9A526-D	5000 to 10000 feet altitude												2
◆COLE 9A526-E	10000 to 15000 feet altitude												2
◆Carter	◇Holley												

# Carburetor Chart

GROUP AND PART NUMBER	DESCRIPTION, SIZE, ETC.	NUMBER REQUIRED											
		YR.	CARBURETOR	56	57	57	58	58	58	58	58	59	59
			ECU 9510-B, C, D, E	ECU 9510-F	ECU 9510-G	EDJ 9510-A	PB8M 9510-B ⊕5750613	PB8M 9510-C ⊕5750614	PB8M 9510-E ⊕5750897	PB8M 9510-N ⊕ED-5750897	PB9M 9510-E ⊕5752426	B95 9510-A ⊕5752040	COLE 9510-A
9B526	KIT (MAIN WELL REPAIR)												
◆B9SZ 9B526-A	Consists of the following - (2) B9LE-9B522-A gasket (2) 370017-S7 plug Refer to Lincoln-Continental service bulletin No. 16 dated 7-3-59											1	
9-9526	SCREEN (FILTER) See basic part number 9938												
9A527	ROD (DASHPOT CONNECTING)												
◆B9ME 9A527-A												1	1
9528	COVER (ACCELERATOR PUMP)												
◇ B7T 9528-A	⊕ECR-99582-A					1			1	1	1		
◇PB8M 99528-A	⊕5752239						1						
43250-S	Screw & lockwasher assy. - No. 6-32 x 1/2" - cover to bowl & plugs assy.					4	4		4	4	4		
9528	KIT (ACCELERATOR PUMP COVER ASSEMBLY)												
◇ B8A 9528-B1	Consists of the following - (1) B8A-9528-B cover (4) 43250-S screw (4) 359757-S2 screw					1			1	1	1		
9-9528	COVER (ACCELERATOR PUMP) See basic part number 9528												
9A528	JET (MAIN METERING) SECONDARY See basic part number 9533												
9A528	TUBE (SECONDARY VENTURI FUEL SUPPLY METERING JET)												
◇B5AZ 9A528-A	Stamped "78" - 10000 to 15000 feet alt. - ⊕ECK-99938-A, ⊕B5A-9648-A		2										
◇B6LY 9A528-A	Stamped "96" - 0 to 5000 feet alt. - also serviced in 9590 kit - ⊕ECU-99938-A		2										
◇ B5A 9648-D	Stamped "86" - 5000 to 10000 feet alt. - ⊕EBJ-99938-C		2										
9529	ARM (PUMP PISTON)												
◆ B7A 9529-C1	⊕ECZ-99777-B											1	1
◆ ECU 99777-A				1	1								
9A529	GASKET (MAIN BODY COVER PLATE)												
◆B7MY 9A529-A	Also serviced in 9502 kit - ⊕ECZ-9985-A			1	1								
◆B9ME 9A529-A												1	1
◇ B5A 9985-A	Also serviced in 9502 kit - ⊕ECK-9985-A		1										
9A530	VENTURI (SECONDARY) R. H.												
◆B9LE 9A530-A												1	1
9531	ROD (PUMP OPERATING) See basic part number 9B512												
	◆ Carter      ◇ Holley												

# Carburetor Chart

GROUP AND PART NUMBER	DESCRIPTION, SIZE, ETC.	NUMBER REQUIRED											
		YR.	56	57	57	58	58	58	58	58	59	59	
		CARBURETOR	ECU 9510-B, C, D, E	ECU 9510-F	ECU 9510-G	EDJ 9510-A	PB8M 9510-B #5750613	PB8M 9510-C #5750614	PB8M 9510-E #5750897	PB8M 9510-N #ED-5750897	PB9M 9510-E #5752426	B95 9510-A #5752040	#COLE 9510-A
9531	ROD (PUMP LINK TO CARBURETOR VENT LEVER)												
◇ B7A 9531-C	⊕EDB-99863-C					1							
◇ B8A 9531-A	⊕EDC-99863-A								1	1			
◇B9AE 9A515-A											1		
9A531	VENTURI (PRIMARY) L. H.												
◆B9LE 9A531-A												1	
◆COME 9A531-A													1
9A532	VENTURI (SECONDARY) L. H.												
◆B9LE 9A532-A												1	1
9533	JET (MAIN METERING)												
◇ 78 9533-F	Primary - stamped .058" ★10000 to 15000 feet altitude in 1956 ★0 to 5000 feet altitude in 1958		2★				2★						
◇ 1GA 9533-C	Primary - stamped .060" Also serviced in 9590 kit		2				2						
◇ 5GA 9533-A	Primary - stamped .065" 0 to 5000 feet altitude					2		2	2	2			
◇ 5GA 9533-B	Primary - stamped .063" 5000 to 10000 feet altitude					2		2	2	2			
◇ B4A 9533-B	Primary - stamped .059" 5000 to 10000 feet altitude		2										
◇ B4Q 9533-A	Primary - stamped .061" 10000 to 15000 feet altitude					2		2	2	2			
◆ B7A 9533-A1	Primary - stamped .0935 - ⊕ECZ-9533-A All altitudes Also serviced in 9590 kit											2	
◆COME 9533-A	Primary - all altitudes - also serviced in 9590 kit												2
◆ ECU 9533-A	Primary 0 to 10000 feet altitude			2	2								
◆ MHK 9533	Primary 10000 to 15000 feet altitude			2	2								
◇PB8M 9533-A	Secondary - stamped .071" 0 to 10000 feet altitude					2		2	2	2			
◆B9LE 9A528-A	Secondary All altitudes											2	
◆B7LY 9A528-A	Secondary - ⊕ECU-99938-C			2	2								
◆COLE 9A528-A	Secondary - 0 to 10000 feet altitude												2
◆COLE 9A528-B	Secondary - 10000 to 15000 feet alt.												2
9A533	VENTURI (SECONDARY) L. H.												
◆B9LE 9A533-A												1	
◆COME 9A533-A													1
9534	TUBE (FLOAT BOWL CONNECTING)												
◇ B7A 9534-A	⊕ECZ-99896-A					1							
◇ B8A 9534-A	⊕EDC-99896-A								1	1	1		
9534	LEVER (THROTTLE)												
◇B8MY 9534-A	⊕5752232, ⊕PB8M-9583-A						1						
9A534	SHAFT VALVE & WEIGHT (AUXILIARY THROTTLE)												
◆B9ME 9A534-A	◆ Carter ◇ Holley											1	1

# Carburetor Chart

GROUP AND PART NUMBER	DESCRIPTION, SIZE, ETC.	NUMBER REQUIRED											
		YR.	CARBURETOR	56	57	57	58	58	58	58	58	59	59
			◇ ECU 9510-B, C, D, E	◆ ECU 9510-F	◆ ECU 9510-G	◇ EDJ 9510-A	◇ PB8M 9510-B ⊕ 5750613	◇ PB8M 9510-C ⊕ 5750614	◇ PB8M 9510-E ⊕ 5750897	◇ PB8M 9510-N ⊕ 5750897	◇ PB9M 9510-E ⊕ 5752426	◆ B95 9510-A ⊕ 5752040	◆ COLE 9510-A
9535	PACKING (ACCELERATOR PUMP DIAPHRAGM OPERATING)												
◇ EAD 9535-A	Felt - also serviced in 9502 kit		1										
351366-S8	Washer-flat-1/4" I. D. x 7/16" O. D. x 1/64" thick		1										
9A535	LEVER (SECONDARY THROTTLE OPERATING)												
◆ B9ME 9A535-A												1	1
9A535	LEVER (CHOKE SHAFT)												
◇ B7AZ 9A535-C	⊕ EDB-9551-D, ⅈ B7A-9615-C					1		1					
◇ ECU 9551-A			1										
◆ ECZ 9551-C				1	1								
◆ B7A 9805-A	⊕ ECZ-9551-D											1	1
34126-S	Nut-square-No. 8-32			1	1								
354827-S	Washer-flat-9/32" I. D. -choke shaft thrust		1										
359014-S2	Pin-straight split-5/16" x 9/16"-link assy. to choke shaft lever choke shaft lever to choke shaft		1										
359719-S7	Screw-fill. washer hd. -No. 8-32 x 3/4"-			1	1								
9536	CAM (ACCELERATOR PUMP DIAPHRAGM OPERATING)												
◇ BHQA 9536-A	⊕ EDJ-9526-A					1	1	1	1	1	1		
42790-S	Screw & washer assy. -pan hd. -No. 6-32 x 1/4"-cam to primary shaft & lever assy.					1	1	1	1	1	1		
9A536	GASKET (VENTURI)												
◆ B7AZ 9A536-B	Booster - also serviced in 9502 kit - ⊕ ECZ-99723-A, ⅈ B7A-9517-B											2	2
◆ B9ME 9A536-A	Secondary - also serviced in 9502 kit											2	2
9A537	LEVER (SECONDARY THROTTLE STOP) OUTER												
◆ B9ME 9A537												1	
◆ COLE 9A537-A													1
9A537	DOG (THROTTLE SHAFT AUXILIARY)												
◆ B7MY 9A537-A	⊕ ECZ-9832-A			1	1								
359709-S7	Screw-truss hd. -No. 10-32 x 5/16"-throttle shaft auxiliary lever to throttle shaft & lever			1	1								
9538	LEVER (FAST IDLE ADJUSTING)												
◇ B5A 9538-A	⊕ ECK-9538-A		1										
◇ B7A 9538-A	⊕ EDB-99811-C					1							
◇ PB8M 99811-A	⊕ 5752499								1	1	1		
34902-S2	Lockwasher-internal tooth-No. 8		1										
354825-S	Screw-hex. hd. -No. 10-32 x 11/16"		1										
355829-S8	Nut-hex. hd. -No. 8-36		1										
370048-S	Screw-No. 8-32 x 1/2"-use as fast idle adjusting screw					1			1	1	1		
370051-S	Screw & lockwasher-No. 10-32 x 5/16"-fast idle cam lever to throttle body & shaft assy.					2			2	2	2		
	◆ Carter      ◇ Holley												

# Carburetor Chart

GROUP AND PART NUMBER	DESCRIPTION, SIZE, ETC.	NUMBER REQUIRED											
		YR. CARBURETOR	56	57	57	58	58	58	58	58	58	59	59
		⊕ ECU 9510-B, C, D, E	⊕ ECU 9510-F	⊕ ECU 9510-G	⊕ EDJ 9510-A	⊕ PB8M 9510-B ⊕ 5750613	⊕ PB8M 9510-C ⊕ 5750614	⊕ PB8M 9510-E ⊕ 5750897	⊕ PB8M 9510-N ⊕ ED-5750897	⊕ PB9M 9510-E ⊕ 5752426	⊕ B95 9510-A ⊕ 5752040	⊕ COLE 9510-A	
9A538	SPRING (THROTTLE SHAFT RETURN)												
◇ B7AZ 9A538-B	⊕ EDB-9886-A, ⅀B7A-9624-B				1			1	1	1			
◆ B9ME 9A538-A	Secondary										1		
◆ COLE 9A538-A	Secondary											1	
9A540	PLUG (FUEL INLET STRAINER)												
◆ B7LY 9A540-A			2	2									
9541	NEEDLE (IDLE ADJUSTING)												
◇ 78 9541-A	Also serviced in 9590 kit	2											
◇ B7A 9541-A	Also serviced in 9590 kit				2	2	2	2	2	2			
◆ ECZ 9541-A			2	2									
◆ B9LE 9541-A											2	2	
9A541	VALVE (ACCELERATOR PUMP CHECK INTAKE)												
◆ B9ME 9A541-A											2	2	
9542	JET (LOW SPEED)												
◆ ECZ 9542-A			2	2									
9B544	PISTON (ACCELERATOR PUMP)												
◇ B6AZ 9B544-A	⊕ ECZ-9631-A, ⅀B6A-9631-A	1											
◆ B7AZ 9B544-A	⊕ ECZ-9631-C, ⅀B7A-9631-C										1	1	
◆ B7LY 9B544-A	Also serviced in 9590 kit - ⊕ ECU-9631-A		1	1									
351825-S	Washer "C" type-retains spring on piston	1											
9545	PLATE (CHOKE)												
◇ B7A 9545-B	⊕ EDB-9545-D				1	1	1	1	1	1			
◆ B7A 9545-C	⊕ ECZ-9545-B										1	1	
◇ ECU 9545-A	R. H.	1											
◆ ECZ 9545-A			1	1									
◇ B7A 9549-B	L. H. - ⊕ ECU-99607-A	1											
351820-S	Screw & lockwasher assy. -pan hd. - No. 4-48 x 1/4"-choke plate to shaft	4											
9B545	SPRING (PUMP PISTON RETURN)												
◇ B7LY 9B545-A	Lower - ⊕ ECU-9636-A		1	1									
◇ B6A 9636-B	⊕ ECZ-9636-A	1											
351825-S	Washer "C" type-spring to accelerator pump piston	1											
9546	LEVER, LINK & SHAFT (THERMOSTATIC CHOKE PISTON)												
◆ ECZ 9546-A			1	1									
9546	SHAFT & LEVER (CHOKE)												
◇ B7A 9546-B	⊕ EDB-9546-D				1	1	1	1	1	1			
9546	LEVER (CHOKE COUNTERSHAFT)												
◆ B9S 9546-A	⊕ B9ME-9A708-A										1	1	
9547	SHAFT (CHOKE)												
◇ B5A 9547-A	⊕ ECK-9547-A	1											
◆ B7A 9547-A	⊕ ECZ-9547-A										1	1	
	◆ Carter ◇ Holley												

## Carburetor Chart

GROUP AND PART NUMBER	DESCRIPTION, SIZE, ETC.	NUMBER REQUIRED													
		YR.	CARBURETOR	56	57	57	58	58	58	58	58	58	59	59	
				⊕ ECU 9510-B, C, D, E	⊕ ECU 9510-F	⊕ ECU 9510-G	⊕ EDJ 9510-A	⊕ PB8M 9510-B ⊕ 5750613	⊕ PB8M 9510-C ⊕ 5750614	⊕ PB8M 9510-E ⊕ 5750897	⊕ PB8M 9510-N ⊕ ED-5750897	⊕ PB9M 9510-E ⊕ 5752426	⊕ B95 9510-A ⊕ 5752040	⊕ COLE 9510-A	
9B547	LEVER & LINK (CHOKE)														
⊕ B9MY 9B547-A	⊕ B9ME-9838-A												1	1	
9548	LEVER (FAST IDLE CAM OPERATING)														
⊕ B7A 9548-A	⊕ ECZ-99939-A												1	1	
9B548	SPRING (VACUUM PISTON)														
⊕ B9S 9976-A	Also serviced in 9590 kit - ⊕ ECU-99873-A												1	1	
⊕ B6MY 9B548-A	Also serviced in 9590 kit - ⊕ ECZ-99873-A				1	1									
9B549	DASHPOT														
⊕ B6MY 9B549-A	⊕ ECZ-99560-A				1	1									
⊕ B9MY 9B549-A	⊕ B9ME-99560-A			1			1			1	1	1			
33923-S8	Nut-hex. hd. -5/16"-24			1			1			1	1	1			
34826-S7	Lockwasher-5/16"			1			1			1	1	1			
9550	FLOAT & LEVER														
⊕ B6A 9550-B	⊕ ECZ-9550-B			1											
⊕ B7A 9550-B							2								
⊕ B8A 9550-B	⊕ EDC-9550-C									2					
⊕ ECU 9550-A					2	2									
⊕ EDC 9550-B	Use only with components of 58MK-9550-A kit						1-2	1-2	1-2	1-2					
⊕ B9LE 9550-A													2	2	
⊕ B9TE 9550-A											2	2			
351826-S	Retainer-spring-float & lever to shaft						2								
9550	KIT (HIGH LEVERAGE FLOAT)														
⊕ 58MK 9550-A	Consists of the following - (2) B5A-9229-A "o" ring (8) B7A-9592-A gasket (2) B9TE-9A518-A gasket (2) B8A-9564-C valve & seat (2) EDC-9A500-A adaptor (2) B8A-9561-C gasket (2) EDC-9558-B gasket (2) EDC-9550-B float & lever ☆When servicing 2-V carb. use 1/2 of the quantity of the parts contained in this kit						1	1☆	1☆	1	1	1			
9B550	BRACKET (DASHPOT MOUNTING)														
⊕ B7MY 9B550-A	⊕ ECZ-99565-A				1	1									
⊕ B5A 9815-A	⊕ EBY-99565-A			1											
⊕ B7A 9815-B	⊕ EDB-99565-B						1			1	1	1			
27081-S8	Screw-fill. hd. -No. 10-32 x 1/2"-bracket to carburetor			2											
34903-S8	Lockwasher-internal tooth-No. 10			2											
358508-S	Screw & lockwasher-No. 10-24 x 7/16"-dashpot bracket to carburetor						1			1	1	1			
359724-S8	Screw & lockwasher-fill. hd. -No. 10-32 x 1/2"				2	2									
9551	LEVER (CHOKE SHAFT) See basic part number 9A535														
9551	LEVER (CAM TRIP) See basic part number 9805 ⊕ Carter ⊕ Holley														

# Carburetor Chart

GROUP AND PART NUMBER	DESCRIPTION, SIZE, ETC.	NUMBER REQUIRED											
		YR.	56	57	57	58	58	58	58	58	58	59	59
		CARBURETOR	◇ ECU 9510-B, C, D, E	◆ ECU 9510-F	◆ ECU 9510-G	◇ EDJ 9510-A	◇ PBBM 9510-B @ 5750613	◇ PBBM 9510-C @ 5750614	◇ PBBM 9510-E @ 5750897	◇ PBBM 9510-N @ ED-5750897	◇ PBBM 9510-E @ 5752426	◆ B95 9510-A @ 5752040	◆ COLE 9510-A
9553	BAFFLE (FLOAT BOWL PRIMARY)												
◇ B7A 9553-A	⊕ EDB-99928-A					1							
◆ B7A 9553-B	⊕ ECZ-99928-A											1	1
◇ B8A 9553-A	⊕ EDC-99928-A						1	1	1	1	1		
9553	BAFFLE (METERING BODY VENT PRIMARY) See basic part number 9A504												
9557	SELECTOR (FLOAT BOWL VENT)												
◇ B5A 9557-A	For closing (2) holes in accelerator pump piston operating rod at temperatures below 50° Fahr. - ⊕ EAD-99608-A		1										
9557	VALVE (FLOAT BOWL VENT)												
◇ B7A 9557-A	⊕ EDB-99711-A					1							
◇ B7A 9557-B	⊕ EDB-99714-C						1	1	1	1	1		
359528-S7	Retainer-vent valve to vent rod						1	1	1	1	1		
9558	SHAFT OR PIN (FLOAT LEVER)												
◇ 8CM 9558	Also serviced in 9590 kit		1										
◆ B7A 9558-C	⊕ ECZ-9558-B											2	2
◇ EDC 9558-B						1	1	1	1				
◆ ECZ 9558-A				2	2								
9559	BOWL & PLUGS (FLOAT PRIMARY) See basic part numbers 9A507 and 9A508												
9B559	DIAPHRAGM (ACCELERATOR PUMP)												
◇ B7AZ 9B559-B	⊕ EDB-99876-D, ⊕ B7A-9631-B					1	1	1	1	1	1		
9560	SPRING (PUMP CHAMBER VENT OPERATING ROD)												
◇ B7A 9560-B	⊕ EDB-99705-A					1							
◇ B8A 9560-B							1	1	1	1	1		
351826-S	Retainer					1	1	1	1	1	1		
9-9560	DASHPOT See basic part number 9B549												
9561	GASKET (MAIN METERING BODY SECONDARY) See basic part number 9A518												
9561	GASKET (FLOAT BOWL PRIMARY)												
◇ B8A 9561-C	Also serviced in 9502 kit - ⊕ 5752534					2	1	1	1	1	1		
9B561	SPRING (SECONDARY THROTTLE OVERRIDE)												
◆ COLE 9B561-A													1
9562	PLUG (FUEL LEVEL CHECK)												
◇ B7T 9562-A	⊕ ECR-99192-A					2	1	1	2	2	2		
9563	GASKET (MAIN JET PASSAGE PLUG)												
◇ 78 9563						1			1				
	◆ Carter     ◇ Holley												

## Carburetor Chart

GROUP AND PART NUMBER	DESCRIPTION. SIZE. ETC.	NUMBER REQUIRED												
		YR. CARBURETOR 56 ⊕ ECU 9510-B, C, D, E	57 ⊕ ECU 9510-F	57 ⊕ ECU 9510-G	58 ⊕ EDJ 9510-A	58 ⊕ PB8M 9510-B ⊕ 5750613	58 ⊕ PB8M 9510-C ⊕ 5750614	58 ⊕ PB8M 9510-E ⊕ 5750897	58 ⊕ PB8M 9510-N ⊕ ED-5750897	58 ⊕ PB9M 9510-E ⊕ 5752426	59 ⊕ B9S 9510-A ⊕ 5752040	59 ⊕ COLE 9510-A		
9564 VALVE & SEAT (FUEL INLET)														
◇ B6A 9564-A	Use with ECU-9512-A - also serviced in 9590 kit - ⊕ECZ-9564-A	1												
◇ B6A 9564-B	Use with ECU-9512-B and B6A-9959-A - also serviced in 9590 kit - ⊕ECZ-9564-C	1												
◇ B8A 9564-C	Also serviced in 9590 kit - ⊕5752245				2	1	1	2						
⊕ ECZ 9564-B	Needle & seat - primary - also serviced in 9590 kit		1	1										
⊕B9ME 9564-A													2	2
◇B9TE 9564-D	Also serviced in 9590 kit							2	2					
⊕ ECZ 99692-A	Needle & seat - secondary - also serviced in 9590 kit		1	1										
9565 CLAMP (AIR VENT PUSH ROD)														
◇ B8A 9565-A	⊕EDC-9A502-A							1	1	1				
9565 CLIP (PUMP OPERATING ROD TO THROTTLE SHAFT)														
⊕ B7A 9565-A	⊕ECZ-99774-A		1	1									1	1
9A565 ECONOMIZER														
◇B5AZ 9A565	Also serviced in 9590 kit - ⊕ECK-9904-A, EB5A-9904-A	1												
◇B8AZ 9A565-A	Stamped "65" - ⊕5751306, EB8A-9904-B				1			1	1	1				
355067-S7	Screw & lockwasher assy. -fill. hd. - No. 8-32 x 5/16"	1												
9566 WASHER (ACCELERATOR PUMP OPERATING ROD SEAL RETAINER)														
◇ B2Q 9566-A	⊕EAM-99601-A	2												
9568 RETAINER (PUMP OPERATING LEVER)														
◇ B2A 9568-B	Also serviced in 9590 kit - ⊕EAA-99584-A				1	1	1	1	1	1				
9569 SEAL (FUEL INLET VALVE "O" RING)														
◇ B6A 9569-A	Use with B6A-9564-B valve & seat - ⊕ECZ-99499-A	1												
9569 GASKET (NEEDLE VALVE SEAT)														
◇ B5A 9569-A	Also serviced in 9502 kit - ⊕EAD-9569-A	1												
⊕ B7A 9569-B1	Also serviced in 9502 kit - ⊕ECU-9569-A		2	2								2	2	
9B569 SPRING (FAST IDLE CAM)														
⊕B6MY 9B569-A	⊕ECZ-99871-A		1	1										
◇B7AZ 9B569-A	⊕EDB-99871-A, EB7A-9539-A				1	1	1	1	1	1				
9571 SPRING (PUMP LEVER ADJUSTING SCREW)														
◇ B7A 9571-A	⊕EDB-99554-A				1	1	1	1	1	1				
9572 CUP (ACCELERATOR PUMP PISTON STEM)														
◇ B5A 9572-A	Also serviced in 9590 kit - ⊕ECG-9572-A	1												
9B572 VALVE (SPARK CONTROL)														
◇B5AZ 9B572-B	Stamped "25" - also serviced in 9590 kit - ⊕EAD-99570-A, EB5A-9905-B	1												
	⊕Carter ⊕Holley													



# Carburetor Chart

GROUP AND PART NUMBER	DESCRIPTION, SIZE, ETC.	NUMBER REQUIRED													
		YR.	CARBURETOR	56	57	57	58	58	58	58	58	58	59	59	
				ECU 9510-B, C, D, E	ECU 9510-F	ECU 9510-G	EDJ 9510-A	PB8M 9510-B 5750613	PB8M 9510-C 5750614	PB8M 9510-E 5750897	PB8M 9510-N 5750897	PB9M 9510-E 5752426	B95 9510-A 5752040	COLE 9510-A	
9575	RETAINER (ACCELERATOR PUMP CHECK VALVE)														
◇ 78 9575	Spring wire - 3/4" diameter - also serviced in 9590 kit			1											
9575	RETAINER (VACUUM DISTRIBUTOR CHECK VALVE)														
◇ EAD 9575-A	No. 10-32 x 31/32" long - screws into throttle body			1											
◆ ECU 9575-A	Retainer - intake check ball - also serviced in 9590 kit				1	1									
9576	VALVE (PUMP CHECK)														
◇ 78 9576	1/8" diameter - also serviced in 9590 kit			1			1	1	1	1	1	1			
◇ B7A 9576-B	Pump intake - use with a/cond. - ③ECZ-9576-A			1											
◆ ECU 9576-A					1	1									
9576	BALL (PUMP CHECK)														
◇ B8A 9576-A	Also serviced in 9590 kit - ③EDC-9576-A						1	1	1	1	1	1			
9576	BALL (SECONDARY THROTTLE CHECK)														
◇ B5A 9576-A	Also serviced in 9590 kit - ③EBY-99617-A			1			1			1	1	1			
9577	NOZZLE (MAIN WELL)														
◇ B6A 9577-A	Use with B2Q-9594-A - ③ECZ-99641-A			2											
9577	NOZZLE (PUMP DISCHARGE)														
◇ B8A 9577-A	③EDJ-9577-A						1			1	1	1			
◆ ECU 9577					1	1									
◆ B9ME 9577-A														1	
50420-S7	Screw-No. 12-28 x 45/64"-nozzle to main body & plugs assy.						1			1	1	1			
359714-S8	Screw-fill. hd. -No. 12-28 x 5/8"-nozzle to main body				1	1									
9578	SPRING (IDLE ADJUSTING NEEDLE)														
◇ 40 9578	3/16" O.D. x 1/2" long			2			2	2	2	2	2	2			
◆ B7A 9578-A	③ECZ-9578-A				2	2								2	
9578	SPRING (FAST IDLE CAM LEVER ADJUSTING)														
◇ 40 9578	3/16" O.D. x 1/2" long						1	1	1						
9578	SPRING (THROTTLE STOP SCREW)														
◇ PB8M 9578-A	③5752152			1			1	1	1	1	1	1			
9578	SPRING (THROTTLE LEVER ADJUSTING SCREW SPRING)														
◆ B7A 9578-B	③ECZ-9589-A				1	1							1	1	
◇ PB8M 9578-A	③5752152			1			1	1	1	1	1	1			
	◆ Carter														
	◇ Holley														

# Carburetor Chart

GROUP AND PART NUMBER	DESCRIPTION, SIZE, ETC.	NUMBER REQUIRED										
		YR.	CARBURETOR	56	57	57	58	58	58	58	58	59
			56	57	57	58	58	58	58	58	59	59
9580	GASKET (PUMP JET HOUSING)											
◇ B7A 9580-A	Also serviced in 9502 & 9590 kits - ⊕EDB-9580-A					1	1	1	1	1	1	
♣ ECZ 9580-A	Also serviced in 9502 & 9590 kits			1	1							
♣B9ME 9580-A	Accelerator pump discharge jet										1	1
9581	SHAFT & LEVER (PRIMARY THROTTLE)											
◇ B8A 9581-D	⊕5751507					1						
◇ B8A 9581-F	⊕EDC-9581-B								1	1		
♣ ECU 9581-A				1	1							
◇B9AE 9581-B											1	
♣B9ME 9581-A												1
♣COLE 9581-A												1
◇PB8M 9581-A	⊕5752231							1				
31676-S	Screw-fill. hd. -No. 10-32 x 1"					1		1	1	1	1	
359715-S7	Screw-hex. hd. slotted-No. 10-24 x 3/4"- throttle lever adj.		1									
359723-S7	Screw-hex. hd. -No. 8-32 x 5/16"-fast idle adj.		1									
359725-S7	Washer-oblong hole-9/32" I. D. x 11/32" x 5/8" O. D.		1									
9583	LEVER (SECONDARY THROTTLE DIAPHRAGM)											
◇ B5A 9583-A	⊕EBY-99509-A		1									
◇ B7A 9583-C	⊕EDJ-99509-A			1	1		1	1	1	1	1	
♣ ECZ 99509-A												
359749-S	Screw-No. 8-32 x 3/8"-adj. screw					1	1	1	1	1	1	
370051-S	Screw & lockwasher assy. -No. 10-32 x 5/16" attach throttle body & shaft assy.					1	1	1	1	1	1	
383851-S	Screw & washer assy. -pan hd. -No. 6- 32 x 5/16"-diaphragm lever to hsg.		1									
9585	PLATE (PRIMARY THROTTLE)											
◇ B5A 9585-A	⊕EAD-9585-B		2									
◇ B8A 9585-A	⊕EDC-9585-C							2				
◇ B8S 9585-A	⊕EDJ-9585-A					2			2	2	2	
♣ ECU 9585-A				2	2							
♣B9ME 9585-A											2	2
370006-S	Screw-No. 6-32 x 3/8"-attach throttle plates to shaft										4	
9585	PLATE (THROTTLE SECONDARY)											
	See basic part number 9A598											
9586	SCREW (THROTTLE PLATE ATTACHING)											
♣ B7A 9586-C	⊕ECZ-99684-A			8	8							
◇ B8A 9586-A	⊕EDB-99598-D					8	4	4	8	8	8	
9586	SCREW (COUNTERSHAFT LEVER ATTACHING)											
♣ B7A 9586-C	⊕EDZ-99684-A										1	1
9586	SCREW (CHOKE PLATE ATTACHING)											
	See basic part number 9A767											
	♣ Carter      ◇ Holley											

# Carburetor Chart

GROUP AND PART NUMBER	DESCRIPTION, SIZE, ETC.	NUMBER REQUIRED													
		YR.	CARBURETOR	56	57	57	58	58	58	58	58	58	59	59	
				⊖ ECU 9510-B, C, D, E	⊖ ECU 9510-F	⊖ ECU 9510-G	⊖ EDJ 9510-A	⊖ PB8M 9510-B ⊕ 5750613	⊖ PB8M 9510-C ⊕ 5750614	⊖ PB8M 9510-E ⊕ 5750897	⊖ PB8M 9510-N ⊕ ED-5750897	⊖ PB9M 9510-E ⊕ 5752426	⊖ B95 9510-A ⊕ 5752040	⊖ COLE 9510-A	
9586	SCREW (FAST IDLE CAM OPERATING LEVER)														
♣ B7A 9586-C	⊕ ECZ-99684-C												1		
9A586	KIT (TUNE-UP)														
⊖ B6AZ 9A586-D	Consists of the following - (1) B6A-9502-D gasket kit (1) B6A-9564-A needle & seat (1) B6A-9564-B needle & seat (1) B5A-9572-A cup (1) ECK-9904-B economizer		1												
♣ B7MY 9A586-A	Consists of the following - (1) HHK-9502-A gasket kit (1) ECZ-9564-B needle & seat (1) ECU-9631-A piston (1) ECZ-99692-A needle & seat			1	1										
⊖ B8MY 9A586-B	Consists of the following - (1) 58MK-9502-A gasket kit (2) PB8M-9564-C needle & seat (1) B7A-9631-B diaphragm (1) PB8M-9904-A economizer									1					
⊖ B8MY 9A586-A	Consists of the following - (1) 58MK-9502-B gasket kit (2) B9TE-9564-D needle & seat (1) B7A-9631-B diaphragm (1) PB8M-9904-A economizer										1	1			
⊖ B8MY 9A586-C	Consists of the following - (1) MJK-9502-A gasket kit (2) B8A-9564-C needle & seat (1) COAE-9B559-D diaphragm (1) PB8M-9904-A economizer						1								
♣ COSZ 9A586-A	Consists of the following - (1) COSZ-9502-A gasket kit (2) B9ME-9564-A needle & seat (1) ECZ-9631-C piston  Kit also contains (1) Carter No. 109-336 Float Gauge and (1) Instruction Sheet												1	1	
9587	SPRING (METERING ROD TENSION)														
♣ B7A 9587-A	⊕ ECZ-99716-B												1	1	
♣ ECZ 99716-A				1	1										
9A588	GASKET (SPARK CONTROL BODY)														
⊖ B5AZ 9A588-A	Also serviced in 9502 kit - ⊕ ECG-9909-A, EB5A-9909-A		1												
⊖ B7AZ 9A588-A	Also serviced in 9502 kit - ⊕ EDB-9909-B, EB7A-9909-A						1	1	1	1	1	1			
9589	SPRING (DASHPOT PLUNGER RETURN)														
♣ B7A 9589-A	⊕ ECZ-99887-A												1	1	
	♣ Carter    ⊖ Holley														

# Carburetor Chart

GROUP AND PART NUMBER	DESCRIPTION, SIZE, ETC.	NUMBER REQUIRED													
		YR.	CARBURETOR	56	57	57	58	58	58	58	58	59	59		
				◇ ECU 9510-B, C, D, E	◆ ECU 9510-F	◆ ECU 9510-G	◇ EDJ 9510-A	◇ PB8M 9510-B ② 5750613	◇ PB8M 9510-C ② 5750614	◇ PB8M 9510-E ② 5750897	◇ PB8M 9510-N ② ED-5750897	◇ PB9M 9510-E ② 5752426	◆ B9S 9510-A ② 5752040	◆ COLE 9510-A	
9590	<b>KIT (REPAIR)</b>														
◆ B9S 9590-A	Consists of the following - (1) B9SE-9447-A gskt. (2) B9LE-9A526-A rod (1) B9ME-9A529-A gskt.(2) ECZ-9533-A jet (2) B9ME-9A536-A gskt.(2) B9ME-9564-A valve & seat (1) B9ME-9580-A gskt. (1) ECZ-9631-C piston (2) ECZ-99723-A gskt. (2) ECU-99873-A sprg. (1) ECZ-99926-A plunger (1) 5751334 gskt.												1		
◇ HGK 9590-C	Consists of the following - (1) B6A-9502-D kit (1) EBY-9503-A diap. (1) B6T-9515-A spacer (1) EAD-9526-C link (1) 1GA-9533-C jet (2) 78-9541-A ndle. (1) 8CM-9558 pin (1) B6A-9564-A seat (1) 78-9575 ret. (1) B5A-9572-A cup (1) B5A-9576-A ball (3) 78-9576 ball (1) B2Q-9594-A valve (2) B6A-9577-A noz. (1) B2A-9605-A valve (1) 1GA-9599 ret. (1) 8CM-9902 valve (2) B2A-9607-A ret. (1) B5A-9905-B valve (1) B5A-9904-A diap. (1) B6A-9958-A sprg. (1) A8Q-9938-A screw (1) 351825-S ret. (2) ECU-99938-A tube (1) B6A-9564-B seat assy. (2) 352200-S c/pin		1												
◆ MHK 9590-D	Consists of the following - (1) EBJ-9447-A gskt. (1) B7A-9871-C gskt. (1) EBJ-9516-A gskt. (1) ECZ-9985-A gskt. (2) ECU-9533-A jet (1) ECZ-99692-A seat & valve (1) ECZ-9564-B seat (1) ECZ-99703-A gskt. & valve (1) ECZ-9580-A gskt. (2) ECZ-99715-A rod (1) ECU-9631-A piston (1) ECZ-99873-A spg.				1	1									
◇59MK 9590-B	Consists of the following - (1) 5752241 diap. (1) 5752245 valve (1) EDB-99552-A screw(1) EDB-99876-D dia. (4) EDB-99598-D screw(1) 5750145 ret. (2) 78-9533-F jet (1) 351825-S ret. (1) MJK-9502-E gskt. kit								1						
◇59MK 9590-C	Consists of the following - (1) MJK-9502-F gskt. kit (1) 5751306 econ. (2) 1GA-9533-C jet (1) EDB-99552-A scr. (1) EDJ-9577-A nzle. (1) EDC-9576-A valve (2) 40-9586 screw (1) EDB-99876-D diap. (2) EDB-9541-B ndle. (1) 5750145 ret. (1) 5752245 valve (4) EDB-99598-D scr. (1) 78-9576 valve (2) 353610-S ret. (1) EDJ-9607-A ret.									1					
	CONTINUED ON NEXT PAGE														
	◆ Carter ◇ Holley														

# Carburetor Chart

GROUP AND PART NUMBER	DESCRIPTION, SIZE, ETC.	NUMBER REQUIRED												
		YR.	CARBURETOR	56	57	57	58	58	58	58	58	58	59	59
				⊕ ECU 9510-B, C, D, E	⊕ ECU 9510-F	⊕ ECU 9510-G	⊕ EDJ 9510-A	⊕ PB8M 9510-B ⊕ 5750613	⊕ PB8M 9510-C ⊕ 5750614	⊕ PB8M 9510-E ⊕ 5750897	⊕ PB8M 9510-N ⊕ ED-5750897	⊕ PB9M 9510-E ⊕ 5752426	⊕ B95 9510-A ⊕ 5752040	⊕ COLE 9510-A
9590	<b>KIT (REPAIR) CONTINUED</b>													
◇ 58MK 9590-H	Consists of the following - (2) 40-9586 screw (1) 78-9576 valve (8) EDB-99598-D scr. (1) EDJ-9503-A diap. (2) EDB-9541-B ndle. (1) EDB-99576-D diap. (1) EDJ-9577-A nzle. (2) 5750145 clamp (2) 5GA-9533-A jet (1) EDJ-9607-A ret. prim. (1) EDJ-9904-A econ. (1) 351825-S wshr. (1) EBY-99617-A ball (2) 352200-S pin (1) EDC-9576-A ball (2) 353610-S8 ret. (2) 5752245 seat (1) 359528-S7 ret. & valve (1) 58MK-9502-A gskt. kit									1				
◇ 58MK 9590-L	Consists of the following - (8) EDB-99598-D scr. (1) EDJ-9503-A diap. (2) 40-9586 scr. (1) EBY-99617-C ball (1) EDJ-9577-A nzle. (1) 5751306 econ. (2) 5GA-9533-A jet (1) 351825-S wshr. (2) EDB-9541-B ndle. (2) 351826-S ret. (1) EDB-99876-D diap. (2) 352200-S pin (2) 353610-S ret. (1) 359528-S7 ret. (1) 58MK-9502-B gskt. kit (2) B9TE-9564-D valve & seat										1	1		
◇ B8MY 9590-D	Consists of the following - (2) PB8M-9010-A clamp (1) EDC-9576-A ball (1) MJK-9502-A gskt. kit (1) B8A-9577-A nzle. (1) EDJ-9503-A diap. (2) 40-9586 screw (2) 5GA-9533-A jet (8) B8A-9586-A screw prim. (2) PB8M-9533-A jet (1) EDJ-9607-A ret. secd. (1) B7A-9531-B diap. (1) EDJ-9904-A econ. (2) EDB-9541-B ndle. (1) 351825-S wshr. (2) PB8M-9564-C seat (1) 351826-S wshr. & valve (1) B5A-9576-A ball (2) 352200-S pin (1) 78-9576 valve (2) 352610-S8 ret. (1) 359528-S7 ret.						1							
◆ COSZ 9590-A	Consists of the following - (1) B9SE-9447-A gskt. (1) B9ME-9580-A gskt. (2) COME-9A526-A rod (1) ECZ-9631-C piston (1) B9ME-9A529-A gskt. (1) COLE-9A684-A gskt. (2) COME-9533-A jet (2) ECZ-99723-A gskt. (2) B9ME-9A536-A gskt. (2) ECU-99873-A gskt. (2) B9ME-9564-A needle (1) ECZ-99926-A plgr. and seat (1) 5751334 gasket													1
9592	<b>GASKET (FLOAT BOWL SCREW)</b>													
◇ B7A 9592-A	Also serviced in 9502 kit - ⊕ EDB-99885-A						8			8	8	8		
9592	<b>CAM (FAST IDLE)</b>													
	See basic part number 9597													
	◆ Carter ◇ Holley													

## Carburetor Chart

GROUP AND PART NUMBER	DESCRIPTION, SIZE, ETC.	NUMBER REQUIRED											
		YR.	CARBURETOR	56	57	57	58	58	58	58	58	58	59
			56	57	57	58	58	58	58	58	58	59	59
9A592	SHAFT & LEVER (SECONDARY THROTTLE)												
◆B7LY 9A592-A	⊕ECU-99503-A			1	1								
◇B8MY 9A592-A	⊕5752538, ⊕PB8M-99503-A							1	1	1			
◇B8AZ 9A592-A	⊕EDG-99503-A, ⊕B8A-9582-A					1							
◆B9SZ 9A592-A	Secondary throttle plate stop - ⊕B9ME-99503-A, ⊕B9S-9582-A											1	
◆COLE 9A592-A													1
9594	VALVE (POWER JET)												
◇ 8EQ 9594	Stamped "52" - use with ECU-9510-B without code stamp 5-8-4 - also serviced in 9590 kit		1										
◇ B2Q 9594-A	Stamped "37" - use with B6A-9577-A - ⊕EAM-9594-A		1										
9597	CAM (FAST IDLE)												
◇ B6A 9597-B	Without bearing - use on carburetors with boss - when replaced by B6A-9597-C use (1) each B6A-9649-C, B6A-9857-B, B6A-9644-A, 359013-S screw - ⊕ECZ-9597-A		1										
◇ B6A 9597-C	⊕ECZ-9597-C		1										
◆ ECU 9597-A				1	1								
◆B9ME 9597-A												1	
◇PB7M 9597-A	⊕5750142						1	1	1	1	1		
◆COLE 9592-A													1
9598	ROD (CHOKE CONNECTOR)												
	See basic part number 9A766												
9598	ROD (FAST IDLE)												
◆ B7A 9598-B	⊕ECZ-9598-A											1	
◆COLE 9598-A													1
9A598	PLATE (THROTTLE SECONDARY)												
◆B6LY 9A598-A	⊕ECU-99585-B			2	2								
◇B8MY 9A598-A	⊕EDJ-99585-A					2							
◇B8MY 9A598-B	⊕5752536, ⊕PB8M-99585-A								2	2	2		
◇ B8A 9585-H	⊕5752230						2						
◆ B9S 9585-B	⊕B9ME-99585-A											2	2
370005-S	Screw-No. 6-32 x 5/16"-attach throttle plates to shaft											4	
9599	RETAINER (PUMP LINK)												
◇ A1A 9599-A	Hair pin type - also serviced in 9590 kit - ⊕1GA-9599		1										
9A599	ROD (CHOKE CONTROL)												
◇B7AZ 9A599-B	⊕EDB-9758-A, ⊕B7A-9869-B					1	1	1	1	1	1		
9605	VALVE (VACUUM DISTRIBUTOR BALL CHECK)												
◇ B2A 9605-A	Located in bottom of throttle body - also serviced in 9590 kit - ⊕EAA-99515-B		1										
	◆ Carter      ◇ Holley												

# Carburetor Chart

GROUP AND PART NUMBER	DESCRIPTION, SIZE, ETC.	NUMBER REQUIRED											
		YR. CARBURETOR	56	57	57	58	58	58	58	58	58	59	59
		◇ ECU 9510-B, C, D, E	◆ ECU 9510-F	◆ ECU 9510-G	◇ EDJ 9510-A	◇ PB8M 9510-B ③ 5750613	◇ PB8M 9510-C ③ 5750614	◇ PB8M 9510-E ③ 5750897	◇ PB8M 9510-N ③ ED-5750897	◇ PB9M 9510-E ③ 5752426	◆ 895 9510-A ③ 5752040	◆ COLE 9510-A	
9607	RETAINER (POWER JET NEEDLE VALVE)												
◇ B8A 9607-A	Also serviced in 9590 kit - ③ EDJ-9607-A				1			1	1	1			
9607	RETAINER (SECONDARY DIAPHRAGM BALL CHECK VALVE)												
◇ B2A 9607-A	"G" type - also serviced in 9590 kit - ③ EAA-99517-B	1											
9607	RETAINER (VACUUM DISTRIBUTOR BALL CHECK VALVE)												
◇ B5A 9607-A	1/4"-32 x 1/2" - slotted rd. hd. - ③ ECK-99445-A	2											
9608	GASKET (SECONDARY THROTTLE DIAPHRAGM HOUSING)												
◇ B5A 9608-A	Also serviced in 9502 kit - ③ EBY-99510-A	1											
◆ ECZ 99510-A	Also serviced in 9502 kit		1	1									
9608	GASKET (POWER JET)												
◇ 8CM 9608	Also serviced in 9502 kit	1											
9608	GASKET (FUEL LEVEL CHECK PLUG)												
◇ 40 9608					2	1	1	2	2	2			
9609	"O" RING (SECONDARY VENTURI TUBE)												
◇ B6A 9609-A	Rubber - also serviced in 9502 kit - ③ ECZ-99984-A	4						2	2	2			
359009-S	Washer-flat-No.10-tube seal washer	4											
372239-S	Washer-flat-No.6							2	2	2			
9609	"O" RING (FUEL VALVE & SEAT)												
◇ B6A 9609-A	Rubber - also serviced in 9502 kit - ③ ECZ-99984-A							2	2	2			
9615	LEVER (PRIMARY THROTTLE OPERATING)												
◆ ECZ 9615-A			1	1									
9615	LEVER (CHOKE SHAFT) See basic part number 9A535												
9616	TUBE (SECONDARY VENTURI FUEL SUPPLY)												
◇ B6T 9616-A	③ ECU-99594-A	2											
9622	SEAL (ACCELERATOR PUMP PISTON OPERATING ROD) See basic part number 9B501												
9624	SPRING (THROTTLE FLEX)												
◆ ECZ 99844-A			1	1									
	◆ Carter      ◇ Holley												

# Carburetor Chart

GROUP AND PART NUMBER	DESCRIPTION, SIZE, ETC.	NUMBER REQUIRED											
		YR. CARBURETOR	56	57	57	58	58	58	58	58	58	59	59
		◇ ECU 9510-B, C, D, E	◆ ECU 9510-F	◆ ECU 9510-G	◇ EDJ 9510-A	◇ PB8M 9510-B ⊕ 5750613	◇ PB8M 9510-C ⊕ 5750614	◇ PB8M 9510-E ⊕ 5750897	◇ PB8M 9510-N ⊕ ED-5750897	◇ PB9M 9510-E ⊕ 5752426	◆ B95 9510-A ⊕ 5752040	◆ COLE 9510-A	
9625	LEVER (CHOKE THERMOSTAT)												
◇ B6A 9625-A	NS-use B7A-9840-E		1										
359013-S8	Screw-flat hd. shoulder-No. 6-32-lever to choke hsg.		1										
9633	CLAMP (SECONDARY VENTURI FUEL SUPPLY TUBE)												
◇ B6T 9633-A	⊕ ECU-99553-A		1										
42795-S	Screw & lockwasher-pan hd. -No. 8-32 x 1/4"-clamp to main body		1										
9634	SEAL (IDLE ADJUSTING NEEDLE)												
◇ B7A 9634-A	Also serviced in 9590 kit - ⊕ EDB-99898-A				2	2	2	2	2	2			
9635	LINK (CHOKE PLATE)												
◆ B7A 9635-A	Link - ⊕ ECZ-99632-B										1	1	
◇ B7A 9635-B	Link - ⊕ ECU-99632-B		1										
◇ ECU 9548-A	Lever		1										
9-9635	SEAL (AIR HORN)												
◆ ECZ 99635-A				1	1								
◇ B5A 9611-A	Felt - also serviced in 9502 kit - ⊕ ECK-99635-A		1										
9636	SPRING (ACCELERATOR PUMP LEVER RETURN)												
◇ B7A 9636-B	⊕ EDB-9636-B				1	1	1	1	1	1			
◆ B7A 9636-C2	Also serviced in 9590 kit - ⊕ ECZ-9636-C										1	1	
9636	SPRING (PUMP PISTON RETURN)												
	See basic part number 9B545												
9636	SPRING (ACCELERATOR PUMP PISTON OPERATING ROD)												
◇ 8CM 9636-B	Upper-9/32" I. D. x 3-3/16" long - (22) coils		1										
9641	VENTURI (SECONDARY)												
◇ B5A 9641-A	⊕ ECK-99982		1										
354826-S	Screw & lockwasher-fill. hd. -No. 10-32 x 7/16"		2										
9642	CLAMP (FLOAT)												
◇ B8A 9642-A	⊕ 5750145				1	1	1	1					
9644	BEARING (FAST IDLE CAM)												
◇ B6A 9644-A	Use with B6A-9597-C cam, B6A-9857-B shaft & lever, B6A-9849-C hsg., 359013-S screw & 359113-S washer - ⊕ ECZ-9674-A		1										
9647	WASHER (CHOKE ROD SEAL)												
◇ B7A 9647-A	⊕ EDB-99956-A				2								
	◆ Carter     ◇ Holley												



# Carburetor Chart

GROUP AND PART NUMBER	DESCRIPTION, SIZE, ETC.	NUMBER REQUIRED											
		YR. CARBURETOR	56	57	57	58	58	58	58	58	58	59	59
		56	57	57	58	58	58	58	58	58	59	59	
9648	TUBE (SECONDARY VENTURI FUEL SUPPLY METERING JET) See basic part number 9A528												
9655 ◇ B5A 9655-A	SEAL (CHOKE AIR INLET TUBE) Rubber - in flange of throttle body - ⊕ECK-99639-A		1										
9686 ◇ EDB 9686-A	SPACER (CHOKE HOUSING TO THROTTLE BODY) Used on carburetors with boss when B6A-9849-C hsg. & plug is used		1										
9-9692	VALVE & SEAT (FUEL INLET) See basic part number 9564												
9-9695 ♣ ECZ 99695-A	CAP (PIN & VALVE)			1	1								
9-9697 ♣ ECU 99697-A	COVER (DUST)			1	1								
359712-S8	Screw & washer assy. -fill. hd. -No. 8-32 x 1/2"-pump chamber vent cover to air horn			2	2								
9-9701 ♣ ECZ 99701-A	ARM (VENT)			1	1								
359713-S100	Screw & washer-rd. hd. -No. 6-32 x 1/4"-pump chamber vent operating arm to shaft & lever			1	1								
9-9703 ♣ ECZ 99703-A	GASKET (DUST COVER) Also serviced in 9502 kit			1	1								
9-9704 ♣ ECZ 99704-A	RETAINER (BOWL VENT SPRING)			1	1								
9706	BOWL & PLUGS (FLOAT SECONDARY) See basic part number 9A508												
9-9710 ♣ ECZ 99710-A	ARM & SCREW (METERING ROD)			1	1								
9-9716	SPRING (METERING ROD TENSION) See basic part number 9587												
9-9718 ♣ ECZ 99718-A	GASKET (PUMP RELIEF PLUG) Also serviced in 9502 kit			1	1								
9-9722	GASKET (FUEL INLET STRAINER PLUG OR ADAPTOR) See basic part number 9229												
♣ Carter      ◇ Holley													

# Carburetor Chart

GROUP AND PART NUMBER	DESCRIPTION, SIZE, ETC.	NUMBER REQUIRED											
		YR. CARBURETOR	56	57	57	58	58	58	58	58	58	59	59
		ECU 9510-B, C, D, E	ECU 9510-F	ECU 9510-G	EDJ 9510-A	P88M 9510-B 5750613	P88M 9510-C 5750614	P88M 9510-E 5750897	P88M 9510-N 5750897	P89M 9510-E 5752426	B95 9510-A 5752040	COLE 9510-A	
9A753	SHAFT & LEVER (THERMOSTATIC CHOKE HSG.)												
◊B6AZ 9A753-A	Use with B6A-9849-C hsg., 359013-S screw & 359113-S washer - also use B6A-9597-B cam & EDB-9686-A spacer on carburetors with boss on throttle body - on carburetors without boss on throttle body also use B6A-9597-C cam & B6A-9644-A bearing - ⊕ECZ-99557-B, BB6A-9857-B	1											
◊B7AZ 9A753-B	⊕EDB-99557-D, BB7A-9857-B				1	1	1	1	1	1			
♣B8AZ 9A753-B	⊕EDT-99557-A, BB8A-9857-B										1	1	
34902-S8	Lockwasher-internal tooth-No. 8	1			1	1	1	1	1	1			
354827-S	Washer-flat-9/32" I.D. x 27/64" O.D. - use as choke shaft thrust washer	1			1	1	1	1	1	1			
355829-S8	Nut-hex. hd. -No. 8-36	1			1	1	1	1	1	1			
9766	ADAPTOR (SECONDARY THROTTLE DIAPHRAGM HOUSING)												
◊PB8M 9766-B						1							
9A766	ROD (CHOKE CONNECTOR)												
◊B6MY 9A766-A	⊕ECZ-99799-A		1	1									
♣ B8A 9598-B	⊕EDT-99799-A										1	1	
9A767	SCREW (CHOKE PLATE ATTACHING)												
♣B6MY 9A767-A	⊕ECZ-99549-A		2	2									
♣ B7A 9586-B	⊕ECZ-99549-B										2	2	
◊ B9A 9586-A	Also serviced in 9590 kit - ⊕5751839				2	2	2	2	2	2			
9B768	PIN (THERMOSTATIC CHOKE PISTON)												
♣B7MY 9B768-A	⊕ECG-99854-A										1		
9-9777	ARM (PUMP PISTON) See basic part number 9529												
9800	PLUNGER (DASHPOT)												
♣ B7A 9800-B	Also serviced in 9590 kit - ⊕ECZ-99926-A										1		
9801	SCREW (DASHPOT ADJUSTING)												
◊ B1A 9801-A	Hex. hd. -No. 10-32 x 7/8" - ⊕EAC-99534-A	1										1	
9805	LEVER (CAM TRIP)												
♣ ECZ 9551-B			1	1									
359733-S	Washer-flat-25/64" I.D. x 19/32" O.D. x 3/32" thick		1	1									
9805	LEVER (CHOKE SHAFT) See basic part number 9A535												
9806	LEVER (CHOKE COUNTERSHAFT OPERATING)												
♣ B8A 9806-A	⊕EDT-99941-A										1	1	
	♣ Carter ◊ Holley												

# Carburetor Chart

GROUP AND PART NUMBER	DESCRIPTION, SIZE, ETC.	NUMBER REQUIRED											
		YR.	CARBURETOR	56	57	57	58	58	58	58	58	58	59
		56	57	57	58	58	58	58	58	58	58	59	59
9-9811	LEVER (FAST IDLE ADJUSTING) See basic part number 9538												
9815	BRACKET (DASHPOT MOUNTING) See basic part number 9B550												
9829	GASKET (FUEL INLET VALVE SEAT)												
◇ B2A 9829-A	Also serviced in 9502 kit - ⊕EAA-99571-A				2	1	1	2	2	2			
9835	LEVER (DASHPOT) INNER												
◆ B8A 9835-A	⊕EDT-9933-A											1	1
9836	LEVER (DASHPOT) OUTER												
◆ B8A 9836-A	⊕EDT-9932-A											1	1
9840	PISTON (THERMOSTATIC CHOKE)												
◇ B7A 9840-E	Lever & link attached - ⊕ECU-99523-A	1											
◇ B8E 9840-A	Lever & link attached - ⊕5750143				1								
◇ B8S 9840-A	Lever & link attached - ⊕EDJ-99523-A							1	1	1			
◆ ECZ 9840-A			1	1									
◆ B9ME 9840-B												1	
◆ COLE 9840-A													1
34902-S8	Lockwasher-internal tooth-No. 8				1			1	1	1			
355829-S7	Nut-hex. -No. 8-36				1			1	1	1			
359013-S8	Screw-slotted hd. with shoulder-No. 6-32	1											
359113-S	Washer-brass-5/32" I. D. x 5/16" O. D. x 1/64" thick	1											
359729-S7	Pin-straight-3/32" O. D. x 9/32" long- piston to choke shaft lever		1	1									
9842	CLAMP (THERMOSTATIC CHOKE HOUSING)												
◇ B6A 9842-A	⊕ECG-9842-A	1			1	1	1	1	1	1			
◆ B7A 9842-B	⊕ECZ-9842-A		1	1								1	
31061-S8	Screw-fill. hd. -No. 8-32-7/16"	3			3	3	3	3	3	3			
34802-S7	Lockwasher-No. 8	3			3	3	3	3	3	3			
355067-S	Screw & washer assy. -fill. hd. -No. 8-32 x 5/16"		3	3								3	
9844	PLATE (THERMOSTATIC CHOKE HSG.)												
◇ B6A 9844-A	⊕ECZ-9844-A	1											
◆ B9S 9844-A	⊕B9ME-9A539-A											1	
◆ ECU 9844-A			1	1									
9-9844	SPRING (THROTTLE FLEX) See basic part number 9624												
9848	COVER & SPRING (THERMOSTATIC CHOKE)												
◇ B6A 9848-C	⊕ECZ-9848-C	1											
◇ B8A 9848-A2	No. "58L-2" - stamped in center of choke hsg. - ⊕5752417				1			1	1	1			
◆ ECU 9848-B			1	1									
◆ B9ME 9848-B												1	
◆ COLE 9848-B													1
	◆ Carter      ◇ Holley												

# Carburetor Chart

GROUP AND PART NUMBER	DESCRIPTION, SIZE, ETC.	NUMBER REQUIRED											
		YR. CARBURETOR	56	57	57	58	58	58	58	58	58	59	59
		◇ ECU 9510-B, C, D, E	◆ ECU 9510-F	◆ ECU 9510-G	58 ◇ EDJ 9510-A	58 ◇ PB8M 9510-B ⑤ 5750613	58 ◇ PB8M 9510-C ⑤ 5750614	58 ◇ PB8M 9510-E ⑤ 5750897	58 ◇ PB8M 9510-N ⑤ ED-5750897	58 ◇ PB9M 9510-E ⑤ 5752426	59 ◆ B95 9510-A ⑤ 5752040	59 ◆ COLE 9510-A	
9849	<b>HSG. &amp; PLUGS (THERMOSTATIC CHOKE)</b>												
◇ B6A 9849-C	Use B6A-9857-B shaft & lever, 359013-S screw & 359113-S washer - also use B6A-9597-B cam & EDB-9686-A spacer on carburetors with boss on throttle body - on carburetors without boss on throttle body also use B6A-9597-C cam & B6A-9644-A bearing - ⑤ ECZ-9849-C	1											
◆ B8A 9849-A	⑤ EDT-9849-A										1	1	
◆ ECU 9849-E			1	1									
◇ EDG 9849-A								1	1	1			
◇ PB8M 9849-A	⑤ 5750141				1	1	1						
352526-S8	Screw-fill. hd. -No. 8-32 x 1/2"		2	2									
359369-S8	Screw & lockwasher-fill. hd. -No. 8-32 x 1-1/8"-choke hsg. to throttle body	2											
359737-S	Screw & washer-fill. hd. -No. 8-32 x 1-1/4"-hsg. to main body & plugs assy.				3	3	3	3	3	3			
359720-S100	Screw-fill. hd. self-tap. -No. 8-32 x 5/8"		2	2									
9850	<b>CONTROL (THERMOSTATIC CHOKE)</b>												
◇ ECU 9850-A		1											
◆ B9LE 9850-A											1		
9853	<b>GASKET (THERMOSTATIC CHOKE HSG. &amp; PLUGS TO THROTTLE BODY)</b>												
◇ B6A 9853-C	Also serviced in 9502 kit - ⑤ ECZ-99856-A	1											
◇ B7A 9853-B	Also serviced in 9502 kit - ⑤ EDB-9853-B ☆ (2) req'd. for choke hsg. ☆ (1) req'd. for diap. hsg.				3☆	2	2	3☆	3☆	3☆			
◆ B7A 9853-C	⑤ ECZ-99862-B										1	1	
◆ ECU 99862-A	Also serviced in 9502 kit		1	1									
9-9865	<b>LINK (VACUUMETER PISTON)</b>												
◆ ECZ 99865-A			1	1									
9871	<b>GASKET (THERMOSTATIC CHOKE HSG. TO CHOKE HSG. &amp; PLUGS)</b>												
◇ B6A 9871-A	Also serviced in 9502 kit - ⑤ ECZ-99853-A	1											
◇ B7A 9871-B	Also serviced in 9502 kit - ⑤ EDB-9871-B				1	1	1	1	1	1			
◆ B7A 9871-C	Also serviced in 9502 kit - ⑤ ECZ-9851-A		1	1									
◆ B8A 9871-B	Also serviced in 9502 kit - ⑤ 5751334										1	1	
9-9871	<b>SPRING (FAST IDLE CAM)</b>												
	See basic part number 9B569												
9-9919	<b>SCREEN (SECONDARY FUEL INLET)</b>												
◆ ECZ 99919-A			1	1									
9928	<b>COVER (VACUUM PISTON)</b>												
◆ B7A 9928-A	⑤ ECZ-99864-A										1	1	
9929	<b>"O" RING (INLET ADAPTOR SEAL)</b>												
◇ B5A 9929-A	Also serviced in 9502 kit - ⑤ EAD-99502-A	2											
9937	<b>SPRING (FILTER SCREEN RETAINER)</b>												
◇ A8Q 9937-A	⑤ 8CM-99527	1											
	◆ Carter     ◇ Holley												

# Carburetor Chart

GROUP AND PART NUMBER	DESCRIPTION, SIZE, ETC.	NUMBER REQUIRED													
		YR.	CARBURETOR	56	57	57	58	58	58	58	58	58	59	59	
				ECU 9510-B, C, D, E	ECU 9510-F	ECU 9510-G	EDJ 9510-A	PB8M 9510-B #5750613	PB8M 9510-C #5750614	PB8M 9510-E #5750897	PB8M 9510-N #ED-5750897	PB9M 9510-E #5752426	B9S 9510-A #5752040	COLE 9510-A	
9937	SPRING (FUEL INLET CONNECTION)														
◇ B7A 9937-A	⊕ ECU-99489-A			1											
9938	SCREEN & RETAINER (FILTER)														
◇ A8Q 9938-A	Also serviced in 9590 kit - ⊕ ICM-99522			1											
◇ B7A 9938-B	⊕ EDB-99552-A						1	1	1						
◇ B8A 9938-A	⊕ EDC-99526-A									1	1	1			
◆ ECZ 99526-A	Also serviced in 9590 kit				1	1									
◆ B9ME 99526-A	Also serviced in 9590 kit													1	1
9944	PLUG (FLOAT NEEDLE SEAT)														
◇ 8CM 9944	☆ Use with ECU-9512-A body & plugs			1☆											
◇ B6A 9944-A	☆ Use with ECU-9512-B body & plugs & B6A-9945-A gasket - ⊕ ECZ-9944-A			1☆											
9945	GASKET (FLOAT NEEDLE SEAT PLUG)														
◇ 8CM 9945	Fibre - also serviced in 9502 kit - ☆ Use with ECU-9512-A body & plugs			1☆											
◇ B6A 9945-A	☆ Use with ECU-9512-B body & plugs & B6A-9944-A gasket - ⊕ ECZ-9945-A			1☆											
9-9955	GASKET (METERING BODY PLATE SECONDARY)														
◇ PB8M 99955-A	Also serviced in 9502 kit - ⊕ 5752528									1	1	1			
9959	SPRING (FUEL INLET SEAT RETAINER)														
◇ B6A 9959-A	☆ Use with ECU-9512-B body & plugs & B6A-9564-B valve & seat - ⊕ ECZ-9959-A			1☆											
9973	JET (GOVERNOR BY-PASS)														
◇ B5A 9973-B	Stamped "35" - ⊕ ECK-9973-B			1											
◇ ECZ 9973-A	Stamped "39"			1											
9-9975	PLUG (PUMP DISCHARGE)														
◆ ECU 99975-A					1	1									
9976	SPRING (VACUUM PISTON)														
	See basic part number 9B548														
9-9983	COVER & PLUGS (MAIN BODY)														
◇ ECU 99983-C	Stamped "57" - vent holes in small towers ☆ Use with ECU-9531-B in basic group number 9526			1☆											
31079-S7	Screw-fill. hd. - No. 12-24 x 5/8"														
34804-S8	Lockwasher-No. 12														
9985	GASKET (MAIN BODY COVER PLATE)														
	See basic part number 9A529														
9986	SPRING (ACCELERATOR PUMP OPERATING ROD)														
◇ 8CM 9986	Lower - 13/16" long - (9) coils			1											
9-9991	SHAFT & LEVER (PUMP OPERATING)														
◆ ECZ 99991-A					1	1									
	◆ Carter ◇ Holley														

# Fuel Tank

GROUP AND PART NUMBER	DESCRIPTION, SIZE, ETC.	NO. REQ'D	MODEL OR ENGINE CUBIC INCH DISPLACEMENT	YEAR 19__
<b>9002 TANK (FUEL)</b>				
LD 9002-H		1	All	56
LD 9002-J		(a) 1	All	57
LF 9002-B	22-1/2 gallon capacity	1	All	58
LF 9002-C	22-1/2 gallon capacity	1	All	59
87616-S8	Plug-extended hd. -1/4"-28-used as drain plug	1	a	
<b>9A010 BOLT (FUEL TANK STRAP)</b>				
B6LY 9A010-A	3/8"-16 x 4-11/16" - hooked end - ⊕LD-99052-B	(a) 2	All	56/57
B8LY 9A010-A	3/8"-16 x 4-7/8" - hooked end - ⊕LF-99052-B	(a) 2	All	58/59
34444-S8	Locknut-hex. light thick-3/8"-16-support strap to rear floor pan	2	a	
44726-S8	Washer-flat-3/8"-support strap to rear floor pan	2	a	
<b>9030 CAP (FUEL TANK FILLER)</b>				
AB 9030-C	Non-vented	1	All	56/59
MG 9030-B	Locking type - accessory - alternate with LA-9030-A	1	All	56/59
<b>9-9048 TUBE (FUEL TANK VENT) UPPER</b>				
	See basic part number 9A086			
<b>9049 TUBE (FUEL TANK VENT) UPPER</b>				
	See basic part number 9A086			
<b>9069 GROMMET (FUEL TANK VENT PIPE)</b>				
B5A 9069-A	Rubber - in filler neck well - ⊕LA-99068-A	1	All	56/59
<b>9080 GROMMET (FUEL TANK FILLER)</b>				
B7A 9080-A	Rubber - 2-1/4" I.D. x 3-21/32" O.D. - ⊕BAC-9080-A	1	All	56/59
<b>9A086 TUBE (FUEL TANK VENT) UPPER</b>				
LD 99048-B	NS-5/16" x 74" long - cut from 8C-2269-A	1	All	56
LD 99048-C	NS-5/16" x 74-1/2" long - cut from 8C-2269-A	1	All	57
LF 9049-B	NS-76-1/4" approx. formed length - 5/16" tubing - cut from 8C-2269-A	1	All	58/59
<b>9092 STRAP (FUEL TANK SUPPORT)</b>				
LD 9092-B		(a) 2	All	56/57
LF 9092-B		(a) 2	All	58/59
34444-S8	Nut-hex. hd. -3/8"-16-to attach fuel tank strap to rear floor pan	2	a	
44726-S8	Washer-flat-3/8"-to attach fuel tank strap to rear floor pan	2	a	
<b>9155 FILTER (FUEL)</b>				
ϕ EDJ 9155-A		(a) 1	All	58
87972-S	Connector-5/16" x 20	1	a	
352473-S	Nipple-1/8"-standard-attach fuel filter to fuel pump	1	a	
<b>9155 FILTER (FUEL) MAGNETIC TYPE</b>				
ϕ B8S 9155-A	Alternate with PB8M-9155-A - ⊕5751827	(a) 1	All	58/59
♣COME 9155-C	Alternate with B8S-9155-A	(a) 1	All	58/59
87972-S	Connector-1/8" male pipe thread x 1/2"-20 female thread-fuel filter to carburetor tube	1	a	
352473-S	Nipple-1/8"-fuel filter to fuel pump	1	a	
	♣ Carter      ◇ Holley      ϕ A.C.			

# Fuel Tank

GROUP AND PART NUMBER	DESCRIPTION, SIZE, ETC.	NO. REQ'D	MODEL OR ENGINE CUBIC INCH DISPLACEMENT	YEAR 19__
<b>9160 GASKET (FUEL FILTER SEDIMENT BOWL)</b>				
ECR 9160-A		1	430-6V	58
<b>9162 BOWL (FUEL FILTER SEDIMENT)</b>				
ECT 9162-A		1	430-6V	58
<b>9170 HOSE (FUEL TANK VENT TUBE)</b>				
MG 9170-A	Rubber - 9/32" I.D. x 9/16" O.D. x 21" long - cut to 16-5/8" long for 1956/58 - cut to 19-1/8" long for 1959	1	All	56/58
LF 9170-B	NS-19-1/8" long - cut from MG-9170-A	1	All	59
<b>9171 CLAMP (FUEL TANK VENT PIPE HOSE)</b>				
8M 9171-B	NS-use B5A-2344-A (1) fuel tank vent tube hose to fuel tank (1) fuel tank vent tube hose to fuel tank vent upper tube assy.	2	All	57
<b>9212 TERMINALS (WIRE)</b>				
FAA 9212-A	Fuel gauge - 5/16" wide x 1-3/8" long	1	All	56
<b>9241 FITTING (FUEL PUMP INLET)</b>				
LF 9241-A	Brass - hex. - 1/4"-18 tapered thread on (1) end x 3/8" dia. on the other - 1-3/4" long	1	All	58/59
<b>9-9241 INSULATOR (FUEL TANK)</b>				
LD 9240-A	NS-1-1/2" wide x 20" long - 1/16" thick - improvise locally	3	All	56/57
LF 99241-A	NS-tank to floor pan - rubber - 28" x 37-1/2" x 1/32" thick - improvise locally	1	All	58/59
<b>9242 FERRULE (FUEL LINE)</b>				
B 9242-A	For 1/4" tubing - outlet tube to carburetor (a) use with nut 357980-S	1	All	56/59
357980-S	Nut-compression-1/4"-24	1	a	
<b>9-9248 TUBE (FUEL TANK TO PUMP) FRONT</b>				
LF 99248-B	NS-tubing - steel - 3/8" dia. x 86" long - cut from B7Q-2269-A (25 foot roll)	1	All	58/59
<b>9-9249 TUBE (FUEL TANK TO PUMP) REAR</b>				
	See basic part number 9A323			
<b>9-9271 CLIP (FUEL LINE) SIDE MEMBER</b>				
LF 99271-A	NS-use 371860-S	4	All	58
<b>9-9272 TUBE (FUEL TANK TO UNION)</b>				
LF 99272-A	Tubing - steel - 3/8" dia. x 18-1/2" long (a)	1	All	58/59
87945-S8	Nut-tube fitting-1/2"-20-tube to union & tube to tank	2	a	
<b>9A274 TUBE (FUEL FILTER TO CARBURETOR)</b>				
B8LY 9A274-A	Used with EDJ-9510-A - ⊕EBJ-99301-B	1	All	58
B8LY 9A274-B	Used with PB8M-9510-E, N & PB9M-9510-E - ⊕5751406, ⊕PB8L-99301-B	1	All	58
B9LY 9A274-A	⊕5752549, ⊕B9L-99301-A	1	All	59
<b>9275 GAUGE (FUEL TANK SENDER)</b>				
FDU 9275-A	Float - 2-19/64" long (a)	1	All	56
FEL 9275-C	Float - 2-1/2" long - arm - 5-5/8" long (a)	1	All	57
FFC 9275-A	Float - 2-1/2" long - arm - 4-1/2" long (a)	1	All	58/59
34903-S8	Lockwasher-No. 10-gauge to fuel tank	6	a	
50930-S8	Screw & washer-cr. fill. hd. -No. 10-32 x 1/2"	6	a	

## Fuel Tank

GROUP AND PART NUMBER	DESCRIPTION, SIZE, ETC.	NO. REQ'D	MODEL OR ENGINE CUBIC INCH DISPLACEMENT	YEAR 19__
<b>9276 GASKET (FUEL TANK GAUGE)</b>				
B6A 9276-A	3-5/32" O.D. x 2" I.D. - ⊕FDU-9276-A	1	All	56/57
B7A 9276-A	2-15/64" I.D. x 2-21/64" O.D. - ⊕FEG-9276-A	1	All	58
B9AF 9276-A	2-1/8" I.D. x 5/32" thick	1	All	59
<b>9277 RING (FUEL TANK SENDER RETAINER LOCKING)</b>				
B7A 9277-A	1-1/2" I.D. x 2-11/16" O.D. - ⊕FEG-99275-A	1	All	58/59
<b>9278 SWITCH (OIL PRESSURE SENDER)</b>				
B6A 9278-B	Attached to engine - ⊕FDA-9278-A - ⊕FDR-9278-A - ⊕FDH-9278-A	1	All	56/59
<b>9280 INDICATOR (FUEL LEVEL - DASH UNIT)</b>				
FDU 9280-A	Gold dial with "WHITE GRADUATIONS" (a)	1	All	56
FEL 9280-B	(a)	1	All	57
B9FL 9280-A	Gray (a)	1	53A,B,57A,B,63A,B	58/59
B9FL 9280-B	Gold (a)	1	54A,65A,68A,75A	59
37611-S8	Screw-fill. hd. - No. 8-32 x 1/4"-indicator to cluster backplate	2	a	
<b>9282 TUBE (FUEL TANK TO PUMP)</b>				
LD 9282-B	(a)	1	All	56/57
40921-S8	Bolt-hex. hd. tapp. - 1/4"-20 x 1/2"-tube assy. to engine front support bracket & side member	3	a	
350209-S8	Bolt-acme-5/16"-10-tube assy. to No. 2 & No. 3 frame brackets	2	a	
<b>9A282 WIRE (OIL PRESSURE GAGE CONNECTOR)</b>				
B6LY 9A282-A	19-1/4" long - ⊕FDV-14322-A	1	368	56/57
<b>9288 HOSE (FUEL PUMP TO FUEL TANK TUBE) FLEXIBLE</b>				
LE 9288-A	1/2"-20 female thread & 1/8" pipe thread x 9-3/8" long	1	All	56/57
LF 9288-B	22-3/4" long with (1) 1/4" - 18 male connector and (1) 5/8"-18 female connector (a)	1	All	58/59
87945-S8	Nut-flared tube-5/8"-18 x 3/8"-(1) required to attach tube assy. to tank assy.	1	a	
370818-S	Clip-hook-required to attach hose to fender apron & radiator support-front	1	a	
<b>9288 TUBE (FUEL TANK TO FUEL TANK TUBE)</b>				
PB8L 9288-A	NS-21-1/4" long - cut from MK-9327-B - ⊕5750629	1	All	59

## Fuel Pump

<b>9296 CLIP (FUEL LINE TO DASH)</b>				
8A 9296	Fuel tank to pump tube to frame side member (a)	AR	All	56/59
	(1) fuel tank tube to front engine support bracket			
	(1) fuel tank tube to frame side member			
	(1) fuel tank to pump tube assy. to frame side member			
	(4) electric antenna control cable fuel line to dash			
31498-S8	Screw-No. 14-10 x 5/8" type "A"-hex. washer hd.	AR	a	



# Fuel Pump

GROUP AND PART NUMBER	DESCRIPTION, SIZE, ETC.	NO. REQ'D	MODEL OR ENGINE CUBIC INCH DISPLACEMENT	YEAR 19__
<b>9-9300 TUBE (FUEL PUMP TO UNION)</b>				
LF 99300-B	NS-3/8" dia. steel tubing x 210" long - (a)	1	All	58
87945-S8	Nut-flared tube-5/8"-18 x 3/8"-rear tube to union & tube to tank	2	a	
<b>9302 SEAT (VACUUM PUMP DIAPHRAGM)</b>				
ABT 9302-A	⊕7RA-99359	1	368	56
<b>9308 GASKET (VACUUM PUMP VALVE TO BODY)</b>				
B1A 9308-A	⊕1BA-99367-A (1) used in fuel section (2) used in vacuum section	3	368	56
<b>9310 LINK (VACUUM PUMP ROCKER ARM)</b>				
EBJ 99380-A		1	368	56/57
<b>9315 SPRING (VACUUM PUMP DIAPHRAGM)</b>				
B2Q 9315-A	⊕EAD-99396-A	1	368	56/57
<b>9A323 TUBE (FUEL TANK TO PUMP) REAR</b>				
LF 99249-A	NS-tubing - steel- 3/8" dia. x 148" long - cut from B7Q-2269-A (25 foot roll)	1	All	58/59
<b>9327 HOSE (FUEL TUBE) REAR</b>				
MK 9327-B	Rubber - 5/16" I. D. x 9/16" O. D. x 49" long Cut to length for the following- PB8L-9288-A - ⊕5750629 MK-9327-A, MK-9327-C MK-9324-A	1	All	58/59
<b>9328 VALVE (VACUUM PUMP CHECK)</b>				
B7A 9328-A	Used with oil & vacuum pump - (a) ⊕EDG-99328-A	1	430	58
B9S 9328-A	⊕B9EL-17522-A (a)	1	430	59
372268-S	Elbow-90° street-1/4"-18	1	a	
<b>9342 SPRING (FUEL FILTER RETAINING)</b>				
⊕PB8M 9342-A	⊕5752376	1	430	58/59
<b>9343 BODY &amp; PLUGS (FUEL PUMP) UPPER</b>				
⊕COLE 9343-A	(a)	1	430	59
359462-S100	Screw and lockwasher-body and plugs to pulsator cover	2	a	
359617-S100	Screw and lockwasher-fuel pump lower body to upper body and plugs	6	a	
<b>9A343 KIT (FUEL FILTER BOWL STRAINER)</b>				
B8MY 9A343-A	Used with 9155 filter Consists of the following - (1) B7S-9365-A strainer (1) ECJ-99365-B gasket (1) B7S-9364-A gasket	1	430	58/59
<b>9349 KIT (FUEL PUMP REPAIR)</b>				
⊕ MJK 9349-A	Consists of the following - (1) B5A-9417-A gasket (1) 49B-9418 washer (1) B8S-9380-A spring (1) EDG-9381-A link (1) EDG-9389-A bshg. (1) EDG-9396-A spg. (1) EDG-9398-A diaph. (2) 49B-9408 gskt. (2) B7A -9352-A valve (1) EDG-9378-A pin (1) EDB-9468-A ret. (1) 1BA-9469-A seal (1) EDB-99378-A diaph.	1	430	58/59
CONTINUED ON NEXT PAGE				
⊕ Carter    ⊕ Holley    ⊕ A. C.				

# Fuel Pump

GROUP AND PART NUMBER	DESCRIPTION, SIZE, ETC.	NO. REQ'D	MODEL OR ENGINE CUBIC INCH DISPLACEMENT	YEAR 19__
<b>9349 KIT (FUEL PUMP REPAIR) CONTINUED</b>				
•COSZ 9349-A	Consists of the following - ⊕COLY-9349 (1) COLE-9A360-A plug (1) COLE-9398-A diaphragm (1) COSE-9417-A gasket (1) ECU-99378-A diaphragm	1	430	59
<b>9350 PUMP (FUEL &amp; VACUUM)</b>				
ECU 9350-A	With (2) vacuum pipes (a, b)	1	368	56
ECU 9350-D	Use with ECU-9369-F (a, b)	1	368	57
20468-S8	Bolt-hex. hd. -3/8"-16 x 1-1/2"-fuel pump to cylinder block	2	a	
34807-S7	Lockwasher-3/8"-fuel pump to cylinder block	2	b	
44726-S8	Washer-flat-3/8"-fuel pump to cylinder block	2	a	
<b>9350 FUEL PUMP &amp; FILTER</b>				
PB8M 9350-A	⊕5750624	1	430-6V	58
<b>9350 PUMP (FUEL)</b>				
EDG 9350-B	(a) ★When used on 430-6V it is necessary to remove cover & pulsator diaphragm	1	430-6V★	58
φ B8S 9350-A	Fuel pump only - ⊕EDG-9350-C (a)	1	430	58/59
•COLE 9350-A	Includes (1) COSE-9417-A gasket	1	430	59
20388-S	Bolt-hex. hd. -3/8"-16 x 1"-pump to cylinder block	2	a	
31628-S	Screw-No. 8-32-upper body to lower	10	a	
34803-S	Lockwasher-No. 10-upper body to lower body	10	a	
34807-S	Lockwasher-3/8"-pump to cylinder block	2	a	
352473-S	Nipple-1/8" x 3/4"-pump to filter	1	a	
<b>9352 VALVE (FUEL PUMP)</b>				
B6Q 9352-A	⊕ECZ-9352-A ★ (2) used in fuel section ★ (2) used in vacuum section	4	368★	56
EBJ 9352-A		2	368	56/57
φ B7A 9352-A	Also serviced in 9349 kit - ⊕EDB-9352-A	2	430	58/59
<b>9352 ADAPTOR (FUEL PUMP TO FILTER)</b>				
PB8M 9352-A	⊕5750630	1	430-6V	58
<b>9355 BOWL (FUEL PUMP FILTER)</b>				
EBJ 9355-A	Glass	1	368	56
ECU 9355-A	Steel	1	368	57
φ B5A 9355-A	Use with A. C. fuel pump or fuel filter - ⊕ECG-9355-A	1	430	58/59
•PB8M 9355-A	⊕5752375	1	430	58/59
<b>9A358 DIAPHRAGM (FUEL PUMP PULSATOR)</b>				
B5A 9370-A	⊕ECG-99378-A	1	368	56
B7LY 9A358-A	Also serviced in 9349 kit - ⊕ECU-99378-A	1	368	57
φ B7A 9370-A	Also serviced in 9349 kit - ⊕EDB-99378-A	1	430	58/59
<b>9A359 COVER (FUEL PUMP DIAPHRAGM PULSATOR)</b>				
	See basic part number 9-9379			
<b>9360 MAGNET &amp; FILTER (FUEL FILTER)</b>				
φ B8A 9360-A	Use with A. C. fuel pump or fuel filter - ⊕5751954	1	368, 430	58/59
•PB8M 9360-A	⊕5752377	1	430	58/59
	• Carter    ◇ Holley    φ A. C.			

# Fuel Pump

GROUP AND PART NUMBER	DESCRIPTION, SIZE, ETC.	NO. REQ'D	MODEL OR ENGINE CUBIC INCH DISPLACEMENT	YEAR 19__
<b>9A360 PLUG (FUEL PUMP ROCKER ARM PIN HOLE)</b>				
♣ COLE 9A360-A	Also serviced in 9349 kit	1	430	59
<b>9364 GASKET (FUEL FILTER COVER)</b>				
B6T 9364-A	⊕ECT-99178-A	1	430-6V	58
<b>9364 GASKET (FUEL PUMP BOWL)</b>				
59A 9364		1	368	56
EDJ 9364-B	Use with EDJ-9155-A only	1	430	58
<b>9364 GASKET (FUEL PUMP FILTER BOWL)</b>				
♣ ECU 9364-A	Rubber	1	368,430	57/59
♢ B7S 9364-B	Rubber - ⊕ECJ-9364-B	1	430	58/59
<b>9365 STRAINER (FUEL PUMP FILTER BOWL)</b>				
ECZ 9365-A	⊕ECG-9365-A	1	368	56
♣ ECU 9365-A		1	368,430	57/59
♢ B7S 9365-A	Use with B8S-9350-A only - ⊕ECJ-9365-B	1	430	58/59
<b>9365 ELEMENT (FUEL FILTER)</b>				
B6T 9365-A	⊕ECT-9176-A	1	430-6V	58
<b>9366 GASKET (FUEL PUMP FILTER BOWL STRAINER)</b>				
B7S 9366-A	Use with B8S-9350-A only - ⊕ECJ-9365-B	1	430	58/59
<b>9367 GASKET (FUEL PUMP VALVE TO BODY)</b>				
EBJ 9367-A		2	368	56
<b>9369 PIPE (FUEL PUMP TO CARBURETOR)</b>				
ECU 9369-B		(a) 1	368	56
ECU 9369-D	5/16" O.D. x 21-3/8" approx. formed length	(a) 1	368	57
ECU 9369-F		(a,b) 1	368	57
87972-S	Connector-inverted flared tube-1/8"-27 pipe thread x 1/2"-20 thread-pump to carburetor pipe to fuel & vacuum pump & carburetor	2	a	
352971-S8	Clip-pump to carburetor pipe to vacuum pump to intake manifold pipe to pump to windshield wiper hose pipe	1	a	
352972-S8	Clip-1/4" & 5/16" dia. pipe-fuel pump to carburetor pipe & vacuum pump to intake manifold	1	a	
352972-S8	Clip-1/4" to 5/16" dia. pipe-fuel pump to carburetor pipe to windshield wiper hose	1	b	
<b>9370 DIAPHRAGM (FUEL PUMP PULSATOR)</b>				
	See basic part number 9A358			
<b>9371 RETAINER (FUEL PUMP DIAPHRAGM SPRING)</b>				
7RA 9371		1	368,430	56/58
<b>9372 BODY (FUEL PUMP PULSATOR)</b>				
B5A 9372-A	⊕ECG-99376-A	(a) 1	368	56
354659-S100	Bolt & lockwasher assy. -clutch recessed head-1/4"-28 x 1/2"-pulsator body to fuel lower body	1	a	
<b>9376 ARM (FUEL &amp; VACUUM PUMP ROCKER)</b>				
EAD 9376-A		1	368	56
<b>9376 ARM (FUEL PUMP ROCKER)</b>				
♢ B8S 9376-A	⊕EDG-9376-A	1	430	58/59
♣ COLE 9384-A		1	430	59
	♣ Carter    ♢ Holley    ♢ A.C.			

# Fuel Pump

GROUP AND PART NUMBER	DESCRIPTION, SIZE, ETC.	NO. REQ'D	MODEL OR ENGINE CUBIC INCH DISPLACEMENT	YEAR 19_____
<b>9378 PIN (FUEL &amp; VACUUM PUMP ROCKER ARM)</b>				
7RA 9378		1	368	56
<b>9378 PIN (FUEL PUMP ROCKER ARM)</b>				
φ B8S 9378-A	Also serviced in 9349 kit - φEDG-9378-A	1	430	58/59
♣COLE 9378-A		1	430	59
<b>9-9378 DIAPHRAGM (FUEL PUMP PULSATOR)</b>				
See basic part number 9370				
<b>9-9379 COVER (FUEL PUMP DIAPHRAGM PULSATOR)</b>				
φ EDB 99379-A	(a)	1	430	58/59
♣COLE 9A359-A		1	430	59
31628-S8	Screw-No. 10-32 x 5/8"-upper valve body to lower body	10	a	
31644-S8	Screw-No. 10-32 x 3/4"-cover to valve body	2	a	
34803-S7	Washer-spring lock-No. 10-cover to valve body to lower valve body	12	a	
<b>9380 SPRING (FUEL &amp; VACUUM PUMP ROCKER ARM)</b>				
EAD 9380-A		1	368	56
ECU 9380-A		1	368	57
<b>9380 SPRING (FUEL PUMP ROCKER ARM)</b>				
φ B8S 9380-A	Use with B8S-9350-A - also serviced in 9349 kit - φ5751144	1	430	58/59
♣COLE 9380-A		1	430	59
<b>9381 LINK (FUEL PUMP ROCKER ARM)</b>				
8EL 9381	(a)	1	368	56
φ B8S 9381-A	Also serviced in 9349 kit - φEDG-9381-A	1	430	58/59
352896-S	Washer-flat-3/8" I.D. x 5/8" O.D. x .010 thick-used as spacer for link	2	a	
352897-S	Washer-flat-3/8" I.D. x 11/16" O.D. x 3/32" thick-used as spacer for link	2	a	
<b>9382 SPACER (FUEL PUMP LINK &amp; SPRING RETAINER)</b>				
7RA 9382		1	368	56
<b>9384 ARM (FUEL PUMP ROCKER)</b>				
See basic part number 9376				
<b>9387 BAIL (FUEL PUMP GAS STRAINER)</b>				
OBA 9387		1	368	56
♣ ECU 9387-A		1	368,430	57/59
φ EAA 9387-A	Use with EDJ-9155-A only	1	430	58
	Use with fuel pump or filter	1	430	59
<b>9389 BUSHING (FUEL &amp; VACUUM PUMP ROCKER ARM)</b>				
7RA 9389		1	368	56
<b>9389 BUSHING (FUEL PUMP ROCKER ARM)</b>				
φ B8S 9389-A	Also serviced in 9349 kit - φEDG-9389-A	1	430	58/59
<b>9-9390 DIAPHRAGM (VACUUM PUMP)</b>				
EBJ 99390-A		1	368	56/57
<b>9-9392 TUBE (WINDSHIELD WIPER)</b>				
8BA 99392	NS-7/32" I.D. x 7/16" O.D. x 5-1/2" long - cut from 06H-17543-C	1	430	59
♣ Carter    ◇ Holley    φ A.C.				

# Fuel Pump

GROUP AND PART NUMBER	DESCRIPTION, SIZE, ETC.	NO. REQ'D	MODEL OR ENGINE CUBIC INCH DISPLACEMENT	YEAR 19__
<b>9396 SPRING (FUEL PUMP DIAPHRAGM)</b>				
B6Q 9396-A	⊕ECG-9396-A	1	368	56
B8S 9396-A	⊕EDG-9396-A	1	430	58
φB8ME 9396-A	Also serviced in 9349 kit	1	430	59
<b>9398 DIAPHRAGM (FUEL PUMP)</b>				
EBJ 9398-A		1	368	56
ECU 9398-A		1	368	57
φ B8S 9398-A	Also serviced in 9349 kit - ⊕EDG-9398-A	1	430	58/59
▲COLE 9398-A	Also serviced in 9349 kit	1	430	59
<b>9400 ROD (FUEL PUMP PUSH)</b>				
EAD 9400-A		1	368	56/57
B8S 9400-A	Bronze on (1) end - 3/8" dia. with groove near plain end - ⊕5750261	1	430	58/59
<b>9408 GASKET (FUEL PUMP VALVE)</b>				
φ 49B 9408	Also serviced in 9349 kit	2	430	58/59
<b>9413 PIPE (VACUUM PUMP TO INTAKE MANIFOLD)</b>				
ECU 9413-A	(a,b)	1	368	56/57
87943-S8	Nut-1/4" tube fitting-7/16"-24 - vacuum pump to intake manifold	1	b	
87971-S	Connector-inverted flared tube-1/8" pipe male thread x 7/16"-24 female thread-vacuum pump to intake manifold tube to fuel & vacuum pump	1	a	
352972-S8	Clip-vacuum pump to intake manifold tube to fuel pump to carburetor tube-5/16" to 1/4" dia. pipe	1	a	
354966-S	Connector-vacuum pump to intake manifold pipe brass-with 1/2"-14 male pipe thread x 3/8"-24 & 7/16"-24 female threads	1	a	
357597-S	Elbow-1/2" pipe male thread x 7/16"-24 female thread-vacuum pump to intake manifold tube to intake manifold	1	b	
<b>9417 GASKET (FUEL PUMP MOUNTING)</b>				
B5A 9417-A	Fibre - also serviced in 6008, 6013 and 9349 kits - ⊕ECG-9417-A	1	368, 430	56/59
<b>9418 WASHER (FUEL PUMP ROCKER ARM PIN)</b>				
φ 49B 9418	Also serviced in 9349 kit	1	368, 430	56/59
<b>9423 RETAINER (FUEL PUMP PUSH ROD)</b>				
EAD 9423-A		1	368	56/57

## Manifold

<b>9424 MANIFOLD (INTAKE)</b>				
ECU 9424-C	Use 3/8" heat indicator bulb	1	368	56
ECU 9424-E	Use 3/8" heat indicator bulb	1	368	56/57
PB8M 9424-A	⊕5750620	(a)	430-6V	58
B8S 9424-A	⊕EDG-9424-A	(a)	430-4V	58/59
B9ME 9424-A	Use for export vehicles with low octane fuel adaptor kit only	1	430	58/59
20408-S8	Bolt-hex. hd. -3/8"-16 x 1-1/8"-attach intake manifold to cylinder head	4	a	
20428-S8	Bolt-hex. hd. -3/8"-16 x 1-1/4"-attach intake manifold to cylinder head	4	a	
<b>CONTINUED ON NEXT PAGE</b>				
♦ Carter     ◇ Holley     φ A. C.				

# Manifold

GROUP AND PART NUMBER	DESCRIPTION, SIZE, ETC.	NO. REQD	MODEL OR ENGINE CUBIC INCH DISPLACEMENT	YEAR 19__
<b>9424 MANIFOLD (INTAKE) CONTINUED</b>				
20506-S8	Bolt-hex. hd. -3/8"-16 x 1-3/4"-attach intake manifold and clamp to cylinder head assy.	6	a	
20514-S8	Bolt-hex. hd. -3/8"-16 x 1-7/8"-attach intake manifold to cylinder head	6	a	
34807-S	Washer-lock-3/8"-attach intake manifold to cylinder head	4	a	
370912-S	Plug-1/2"-14-used in intake manifold heater connecting hole when hot water heater is not used	1	a	
372412-S	Plug-expansion cup-1.243"/1.239" - 1.263"/1.259" O. D. x .260"-to plug holes in intake manifold	3	a	
<b>9A427 VALVE (EXHAUST CONTROL)</b>				
B6LY 9A427-A	⊕ECU-9685-A	1	368	56/57
<b>9430-1 MANIFOLD (EXHAUST)</b>				
ECU 9430-A	R. H.	(a) 1	368	56/57
ECU 9431-A	L. H.	(c) 1	368	56/57
EDJ 9430-A	NS-Service detail as follows - (1)B9ME-9430-A manifold (exhaust) (1)PB8L-55403-A spacer (1)LF-9453-A gasket (2)372138-S stud	1	430	58/59
B9ME 9430-A	R. H.	(e) 1	430	58/59
B9LE 9431-A	L. H.	(e) 1	430	58/59
20428-S8	Bolt-hex. hd. -3/8"-16 x 1-1/4"-manifold assy. to cylinder head	4	a, c	
20540-S8	Bolt-hex. hd. -3/8"-16 x 2-3/8"-manifold assy. to cylinder head	3	a, c	
33799-S7	Nut-3/8"-16-exhaust manifold to cylinder head	16	e	
352479-S	Stud-7/16"-14-14 x 1-3/4"-inlet tube assy. to exhaust manifold assy. L. H.	2	c	
354006-S	Stud-7/16"-14-14 x 2-1/2"-inlet tube assy. and exhaust valve assy. to exhaust manifold assy. R. H.	2	a	
370383-S	Lockwasher-3/8"	16	e	
372404-S100	Stud-3/8"-16 - 16 x 1-11/16"-exhaust manifold to cylinder head	8	e	
372542-S	Stud-7/16"-14-14 x 1-13/16"-muffler inlet pipe to exhaust manifold	4	e	
<b>9441 GASKET (INTAKE MANIFOLD TO CYLINDER HEAD)</b>				
ECU 9441-A	Also serviced in 6008, 6014 and 6079 kits	2	368	56/57
B8S 9441-A	☆(2) req'd. for domestic vehicles (4) req'd. for export vehicles with low octane fuel adaptor kit Also serviced in 6008 and 6079 kits - ⊕5750186	☆AR	430	58/59
<b>9444 SPACER (EXPORT CYLINDER HEAD)</b>				
B8S 9444-A	Use for export vehicles with low octane fuel adaptor kit only	2	430	58/59
<b>9446 CLAMP (INTAKE MANIFOLD TO CYLINDER HEAD)</b>				
B5A 9446-A	⊕ECB-9446-A	4	368	56/57
B8E 9446-A	⊕5750782 (a)	6	430	58/59
20506-S8	Bolt-hex. -3/8"-16 x 1-3/4"-attach intake manifold and clamp to cylinder head assy.	6	a	

# Manifold

GROUP AND PART NUMBER	DESCRIPTION, SIZE, ETC.	NO. REQ'D	MODEL OR ENGINE CUBIC INCH DISPLACEMENT	YEAR 19__
<b>9447 GASKET (CARBURETOR TO INTAKE MANIFOLD)</b>				
EBJ 9447-A	Also serviced in 9502 kit	2	368	56/57
B8A 9447-B	Also serviced in 6008 6079 and 9502 kits	2	430	58
♣ B9S 9447-A	Also serviced in 9502 kit	2	430-6V	58
♣ B9SE 9447-A	Also serviced in 6008, 6079 and 9502 kits	2	430	59
<b>9448 GASKET (EXHAUST MANIFOLD)</b>				
B8S 9448-A	R. H. - also serviced in 6008 and 6079 kits - ⊕EDG-9448-A	1	430	58/59
EDG 99449-A	L. H. - also serviced in 6008 and 6079 kits	1	430	58
B9S 9448-A	L. H. - also serviced in 6008 and 6079 kits - ⊕B9ME-99449-A	1	430	59
<b>9449 SPRING (EXHAUST CONTROL VALVE)</b>				
B5A 9449-A	⊕ECG-99688-A	1	368	56/57
<b>9450 GASKET (EXHAUST MANIFOLD TO MUFFLER)</b>				
LE 9453-A	Also serviced in 6008 and 6014 kits	3	368	56/57
B8S 9450-A	2-1/2" I. D. x 3-13/16" hole center - also serviced in 6008 and 6079 kits - ⊕LF-9453-A	2	430	58
<b>9468 RETAINER (FUEL PUMP OIL SEAL)</b>				
φ B7A 9468-A	Also serviced in 9349 kit - ⊕EDB-9468-A	1	368, 430	56/59
<b>9469 OIL SEAL (FUEL PUMP)</b>				
1BA 9469-A	Also serviced in 9349 kit	2	368, 430	56 & 58
ECU 9469-A		1	430	59
		1	368	57

## Carburetor

<b>9B532 COMPENSATOR (CARBURETOR HOT IDLE)</b>				
♣ B8LE 9B532-A	Use with carburetor B9S-9510-A only	1	430-4V	59
<b>9A582 GASKET (CARBURETOR AIR CLEANER) BOTTOM</b>				
	See basic part number 9654			
<b>9A589 SPACER (CARBURETOR TO INTAKE MANIFOLD)</b>				
◇ B6AZ 9A589-A	⊕EBJ-9603-A, EB6A-9603-A	1	368	56
♣ B7LY 9A589-A	⊕ECU-9603-A	1	368	57
◇ B9AZ 9A589-A	⊕5752438 or EBJ-9603-A, EB9A-9603-C	1	430-4V	58
◇ B8MY 9A589-A	⊕5750615, EPB8M-9603-A	3	430-6V	58
♣ B9MY 9A589-A	⊕5752362, HPB9M-9603-A	1	430-4V	59
<b>9591 ROD (CARBURETOR THROTTLE SYNCHRONIZER)</b>				
PB8M 9591-A	Front - ⊕5750631	1	430-6V	58
PB8M 9591-B	Rear - ⊕5750632	1	430-6V	58
<b>9600 CLEANER (CARBURETOR AIR)</b>				
ECU 9600-A	Oil bath - with element	1	368	56
ECV 9623-B	Less element (a)	1	368	57
EDJ 9600-E	NS-Use 9606 cap and 9609 body (b)	1	430	58
351574-S13	Bolt-socket hd.-1/4"-20 x 3/8"-air duct and valve assy. to air cleaner	1	c	
359130-S	Stud-1/4"-20 x 4-9/16"-air cleaner to carburetor	1	a	
370970-S	Stud-air cleaner to carburetor	1	b	
370970-S8	Stud-1/4"-20 x 2-9/16"-air cleaners to carburetor	3	c	
371489-S13	Nut-wing-chrome-1/3"-20-air cleaner to carburetor	3	c	
	♣ Carter    ◇ Holley    φ A. C.			

# Carburetor

GROUP AND PART NUMBER	DESCRIPTION, SIZE, ETC.	NO. REQ'D	MODEL OR ENGINE CUBIC INCH DISPLACEMENT	YEAR 19__
<b>9601 CLEANER ELEMENT (CARBURETOR AIR)</b>				
ECU 9601-B	Screen - 14-5/8" O.D. x 4-13/32" thick	1	368, 430-4V	57/58
EDJ 9601-A	Oval shaped - circular development 16-45/64 x 1-3/4" thick	1	430-6V	58
B8A 9601-A	Screen - 14-5/8" O.D. x 4-13/32" thick - ⊕EDC-9601-B	1	430	59
<b>9606 CAP (CARBURETOR AIR CLEANER)</b>				
	See basic part number 9661			
<b>9B608 SEAT (CARBURETOR AIR CLEANER ELEMENT)</b>				
B7MY 9B608-A	⊕ECZ-9610-A	1	430	59
<b>9609 BODY (CARBURETOR AIR CLEANER)</b>				
ECU 9609-D	NS-Serviced in 9623 assembly only - see basic part number 9600	1	368	57
EDJ 9609-E		1	430	58
B9LE 9609-A	Painted "Black"	1	430	59
<b>9623 CLEANER (CARBURETOR AIR)</b>				
	See basic part number 9600			
<b>9B625 BRACKET (CARBURETOR AIR CLEANER AIR DUCT SUPPORT)</b>				
B6LY 9B625-A	13/32" dia. hole & open slot end- ⊕ECU-99675-A (a)	1	368	56/57
B7LY 9B625-A	⊕ECU-99675-C (a)	1	368	57
20324-S8	Bolt-hex. hd. -1/4"-20 x 5/8"-bracket to air cleaner duct & valve assy.	1	a	
33795-S8	Nut-hex. hd. -1/4"-20-bracket to air cleaner duct & cleaner duct & valve assy.	1	a	
34805-S7	Lockwasher-1/4"	1	a	
44719-S8	Washer-flat-1/4"	1	a	
<b>9A626 DUCT &amp; VALVE (CARBURETOR AIR CLEANER) AIR</b>				
B6LY 9A626-A	⊕ECV-99642-A (a)	1	368	56/57
B8LY 9A626-A	⊕EDJ-99642-C (b)	1	430-4V	58
B8MY 9A626-A	Less shroud - ⊕5752466, ⊕PB9M-99642-B	1	430	59
31628-S7	Screw-fill. hd. No. 10-32 x 5/8"-duct valve assy. to air cleaner	2	a	
34807-S	Lockwasher-No. 10	2	a	
74272-S7	Retainer-spring-1/8"-duct thermostat rod to duct intake valve shaft	1	a	
358787-S	Screw-No. 10-32 x 3/8"-wing-attach air duct & valve assy. to air cleaner assy.	1	b	
<b>9B630 WRAP (CARBURETOR AIR CLEANER ELEMENT)</b>				
B9ME 9B630-A	Heavy duty dry type air cleaner	1	312, 383(mod.), 383, 430	56/59
<b>9-9648 SHROUD (CARBURETOR AIR CLEANER DUCT)</b>				
PB9L 99648-B		1	430	59
<b>9-9653 SPRING (CARBURETOR AIR CLEANER AIR DUCT INTAKE VALVE PLATE)</b>				
ECU 99653-B	17/32" O.D. x 2-3/4" free length - 20 coils	1	368, 430	56/58
PB9M 99653-A	⊕5752470	1	430	59
<b>9654 GASKET (CARBURETOR AIR CLEANER) BOTTOM</b>				
◇B7MY 9654-A	Rubber - 5-13/64" I.D. x 5-1/2" O.D. x 3/16" thick - ⊕EDB-99922-A	1	430-4V	58
◇B8LY 9654-A	Rubber - 5-1/32" I.D. x 5-33/64" O.D. x 1/4" thick - ⊕EDJ-99922-A	3	430-6V	58
COAZ 9654-A	Rubber - 5-13/64" I.D. x 5-1/2" O.D. x 1/4" thick - ⊕COAE-9A582-A	1	430	59
	♣ Carter    ◇ Holley			



# Carburetor

GROUP AND PART NUMBER	DESCRIPTION, SIZE, ETC.	NO. REQ'D	MODEL OR ENGINE CUBIC INCH DISPLACEMENT	YEAR 19__
9-9654	<b>GASKET (CARBURETOR AIR CLEANER ELEMENT OR OIL RESERVIOR)</b> See basic part number 9673			
9661	<b>COVER (CARBURETOR AIR CLEANER)</b>			
ECU 9661	NS-Serviced in ECV-9623-B	1	368	57
EDJ 9606-B	Cap	1	430	58
PB8M 9661-A	Painted "Turquoise" - @5751161	1	430	59
9662	<b>SPRING &amp; RETAINER (CARBURETOR AIR CLEANER AIR DUCT THERMOSTAT)</b>			
ECU 9662-A		1	368	56/57
ECZ 9662-C		1	430	58
PB8L 9662-A	@5752095	1	430-6V	58
9-9663	<b>WING NUT (CARBURETOR AIR CLEANER)</b>			
ECU 99663-A2	Painted black with (3) tangs	1	368	56/57
EDJ 99663-A	Painted gold with (3) tangs	1	430	58
9666	<b>ROD (CARBURETOR AIR CLEANER AIR DUCT THERMOSTAT)</b>			
ECU 9666-A	(a)	1	368	56/57
EDJ 99669-B	(a)	1	430	58
72000-S8	Cotter pin-1/16" x 3/8"-used with pin to attach rod to valve and lever assy.	1	a	
9-9666	<b>THERMOSTAT (CARBURETOR AIR CLEANER AIR DUCT)</b>			
PB8M 99666-A	90° to 110° - @5751936	1	430-6V	58
	Alternate with B8S-9667-A	1	430	59
B8S 9667-A	Alternate with PB8M-99666-A - @EDG-99666-B	1	430	59
9667	<b>THERMOSTAT (CARBURETOR AIR CLEANER AIR DUCT)</b> See basic part number 9-9666			
9-9669	<b>ROD (CARBURETOR AIR CLEANER AIR DUCT THERMOSTAT)</b> See basic part number 9666			
9670	<b>SPRING &amp; SHAFT (AIR CLEANER AIR DUCT)</b>			
PB9M 9670-A	@5752480	1	430	59
9672	<b>GASKET (CARBURETOR AIR CLEANER COVER)</b>			
ECU 9672-A	Rubber and cork - 14" O. D. x 3/16" thick	1	368	56
9673	<b>GASKET (CARBURETOR AIR CLEANER ELEMENT OR OIL RESERVOIR)</b>			
ECU 9673-A	Lower - rubber - 8-1/16" O. D. x 1/8" thick	1	368	56
B6LY 9673-A	Upper - rubber - 7-9/16" O. D. x 1/8" thick- @ECU-99651-A	1	368	56
ECU 99654-A	Rubber - 5-9/16" O. D. x 3/16" thick	1	368	56
B7LY 9673-A	Paper - 4-5/8" O. D. x 1/8" thick - @ECZ-99654-A	1	368	57
B8LY 9673-A	Rubber - 12" I. D. x 13-3/4" O. D. x 1/16" thick - @EDJ-99651-A	1	430	58
9-9673	<b>TUBE (CARBURETOR AIR CLEANER AIR DUCT)</b>			
ECU 99673-A	Accordian reinforced duct	1	368	56/57
EDJ 99673-B	Accordian reinforced duct	1	430	58
9-9674	<b>CLAMP (CARBURETOR AIR CLEANER AIR DUCT)</b> See basic part number 01884			
9686	<b>SPACER (CARBURETOR CHOKE HOUSING TO THROTTLE BODY)</b>			
EDB 9686-A	Used on carburetors with boss when using choke housing B6A-9849	1	368	56
	φ A. C.      ♦ Carter      ◇ Holley			

# Carburetor

GROUP AND PART NUMBER	DESCRIPTION, SIZE, ETC.	NO. REQ'D	MODEL OR ENGINE CUBIC INCH DISPLACEMENT	YEAR 19__
<b>9689 DUCT (CARBURETOR AIR CLEANER) OUTER</b>				
BAK 9689-B	Welded to underside of L. H. front fender apron	1	430	58
B9LB 9689-A	Welded to underside of L. H. front fender apron - @1001287	1	430	59
<b>9A705 COVER (THERMOSTAT CHOKE HEAT SUPPLY)</b>				
EDG 9899-A		1	430	58
COME 9A705-A		1	430	59
<b>9725 SHAFT &amp; BRACKET (ACCELERATOR)</b>				
LD 9725-B	With (2) brackets (a)	1	368	56/57
LF 9725-B	Used on models built prior to 8-15-58 (b)	1	430	58
B9L 9725-A	With (1) bracket - effective on models built after 8-15-58 (b)	1	430	58/59
42120-S8	Screw-hex. hd. -No. 10 x 3/8"-tapping reqd. to attach shaft assy. to dash panel	1	b	
42360-S7	Screw-hex. hd. -tapp. -No. 10-16 x 3/8"-accelerator shaft to body dash panel	1	a	
42719-S	Bolt & washer assy. -hex. hd. -5/16"-18 x 5/8"-hanger assy. to engine or shaft assy. to dash panel	3	a	
42908-S8	Screw & washer assy. -5/16"-24 x 5/8"-reqd. to attach accelerator shaft assy. to dash panel	2	b	
357624-S8	Lockwasher-5/16" accelerator shaft to body dash panel	2	a	
<b>9727 ROD (ACCELERATOR PEDAL TO SHAFT)</b>				
LD 9727-D	Without "V" shaped rod	1	368	56/57
LF 9727-B	Used on models built prior to 8-15-58	1	430	58
B7A 9727-B	Used on models built after 8-15-58 - @AJ-9727-C	1	430	58/59
<b>9735 PEDAL (ACCELERATOR)</b>				
LD 9735-B	BLACK (a) ☆ Used on models 57B, 58B, 60B, & 76 only in 1957	1	368☆, 430	56/58
LF 9735-A	BLACK (a) ☆ Used on all 1956/57 models ☆ Used on 1958 models built prior to 8-15-58	1	368☆, 430☆	56/58
LF 9735-B	BROWN 2-3/4" wide x 9-3/4" long (a) ☆ Used on all 1956/57 models ☆ Used on 1958 models built prior to 8-15-58	1	368☆, 430☆	56/58
LF 9735-C	GREEN (a) ☆ Used on all 1956/57 models ☆ Used on 1958 models built prior to 8-15-58	1	368☆, 430☆	56/58
LF 9735-D	GRAY (a) ☆ Used on all 1956/57 models ☆ Used on 1958 models built prior to 8-15-58	1	368☆, 430☆	56/58
LF 9735-E	BLUE (a) ☆ Used on all 1956/57 models ☆ Used on 1958 models built prior to 8-15-58	1	368☆, 430☆	56/58
B9L 9735-A	BLACK (a) Used on models built after 8-15-58	1	430	58/59
B9L 9735-B	BROWN (a) Used on models built after 8-15-58	1	430	58/59
B9L 9735-C	GREEN (a) Used on models built after 8-15-58	1	430	58/59
B9L 9735-D	GRAY (a) Used on models built after 8-15-58	1	430	58/59
B9L 9735-E	BLUE (a) Used on models built after 8-15-58	1	430	58/59
39894-S	Screw-hex. washer hd. tapp. -1/4"-20 x 5/8" accelerator pedal to floor pan	2	a	

# Carburetor

GROUP AND PART NUMBER	DESCRIPTION, SIZE, ETC.	NO. REQD.	MODEL OR ENGINE CUBIC INCH DISPLACEMENT	YEAR 19_____
<b>9737 SPRING (ACCELERATOR SHAFT RETRACTING)</b>				
LD 9737-B	Used with LD-77230-E or LD-77230-D shaft assy.	1	368	56/57
LD 9737-C	Used with LD-77230-E shaft assy. only	1	368	57
LF 9737-A	19/32" O.D. x 7/17" free length	1	430	58
LF 9737-C	4-21/32" free length	1	430	59
<b>9747 ROD (CARBURETOR TO TRANSMISSION CONTROL SHAFT)</b>				
LD 9747-B	With trunion - 8-1/8" approx. length	1	368	56
LF 9747-A		1	430	58
B9L 9747-A	With trunion - 11-1/16" approx. length	1	430	59
<b>9763 BRACKET (ACCELERATOR SHAFT RETRACTING SPRING)</b>				
LF 9763-A	Use with LF-9737-B spring (a)	1	430	58
LF 9763-B	Must be used with LF-9737-C spring restricted to models built prior to 8-15-58 (a)	1	430	58
PB9L 9763-A	Used on models built after 8-15-58 - Ⓢ5146077 (a)	1	430	58/59
34806-S7	Lockwasher-5/16"	1	a	
42719-S8	Screw & washer assy. -5/16" - 18 x 5/8"- spring lock reqd. to attach bracket to cylinder block assy.	1	a	
<b>9767 END (CARBURETOR THROTTLE SYNCHRONIZER ROD)</b>				
PB8M 9767-A	Ⓢ5752242	2	430-6V	58
<b>9768 BUSHING (CARBURETOR THROTTLE SYNCHRONIZER ROD END)</b>				
PB8M 9768-B	Ⓢ5752247	1	430-6V	58
<b>9784 ROD (ACCELERATOR SHAFT TO TRANSMISSION CONTROL SHAFT)</b>				
LD 9784-C	Adjustable (a)	1	368	56/57
LF 9784-B	Used on models built prior to 8-15-58 (a)	1	430	58
PB9L 9784-A	Used on models built after 8-15-58 - Ⓢ5146078 (a)	1	430	58/59
33796-S8	Nut-hex. hd. -1/4"-28-accelerator shaft to trans. control to accelerator shaft & bracket assy.	2	a	
34780-S7	Lockwasher-1/4"-spring reqd. to attach rod assy. to shaft assy.	1	a	
357536-S7	Lockwasher-spec. -1/4"-accelerator shaft rod to accelerator shaft assy.	1	a	
<b>9819 TUBE (CARBURETOR THERMOSTATIC CHOKE CONTROL) OUTLET</b>				
◇ ECU 9819-A	1/4" O.D. x 2-25/32" long (a)	1	368	56
♣ ECU 9819-B	1/4" O.D. x 6-41/64" long (a)	1	368	57
◇ B8S 9819-A	1/4" O.D. x 15" long - ⓈEDJ-9819-A (a)	1	430-4V	58
◇ PB8M 9819-A	1/4" O.D. x 14-19/64" long - Ⓢ5750612	1	430-6V	58
♣ B9ME 9819-A	15" long	1	430	59
357940-S	Sleeve-1/4"-compression attach thermo choke control outlet tube to carburetor assy.	1	a	
357980-S	Nut-hex. hd. -7/16"-24-tube to carburetor	1	a	
	♣ Carter		◇ Holley	

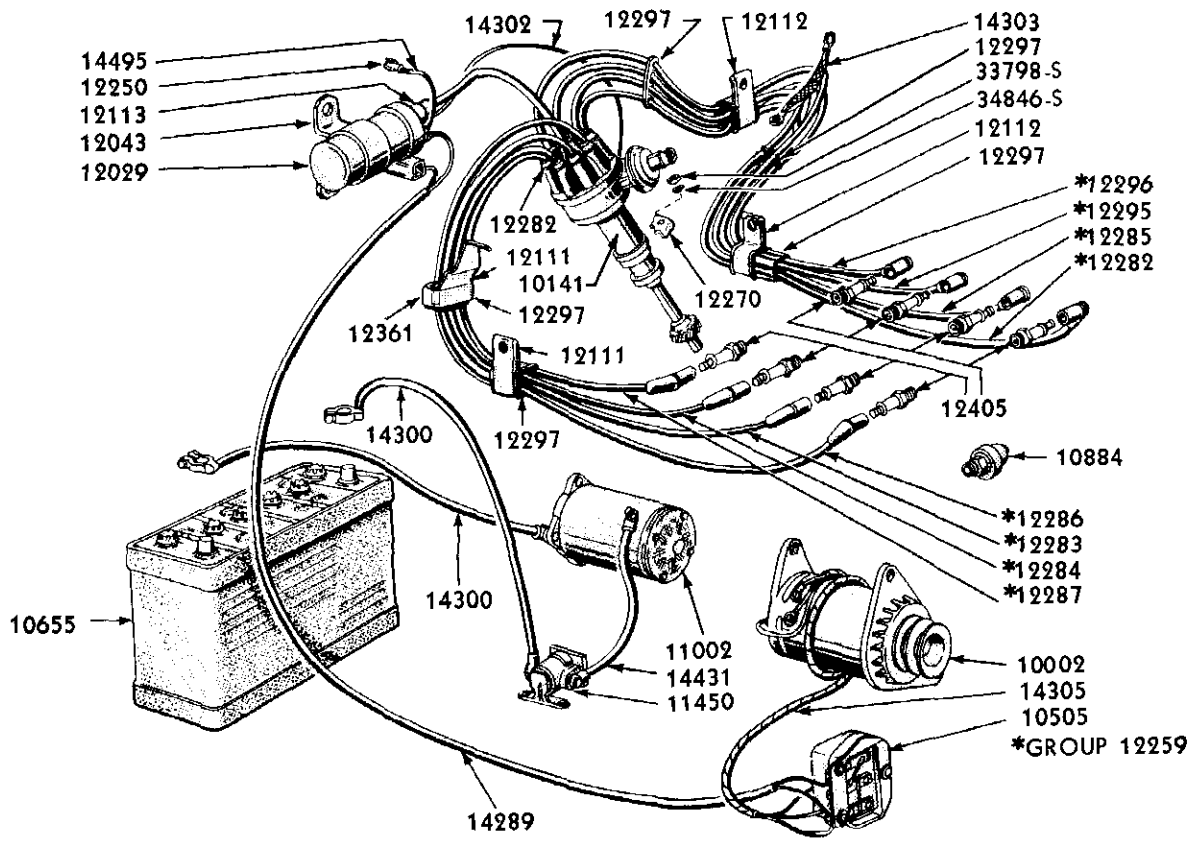
# Carburetor

GROUP AND PART NUMBER	DESCRIPTION, SIZE, ETC.	NO. REQ'D	MODEL OR ENGINE CUBIC INCH DISPLACEMENT	YEAR 19__
<b>9820 TUBE (THERMOSTATIC CHOKE CONTROL INLET)</b>				
◇ ECU 9820-A	Inlet - 5/16" O.D. x 6-1/4" long	1	368	56
♣ ECU 9820-B	Inlet - 5/16" x 6-47/64" approx. formed length	1	368	57
<b>9825 CLIP (ROD END CLEVIS) R. H.</b>				
8M 9825	Accelerator pedal to shaft rod to accelerator shaft & bracket	1	368	56/57
59A 9825-A	Carburetor to trans. control rod to trans. control to accelerator shaft bellcrank Also used on front door lock control link retainer	1	368	56/57
		2	57,58	57
B7A 9825-B	⊕AJ-9825-A ☆ (1) used to attach carburetor to control shaft rod to accelerator shaft ☆ (1) used to attach carburetor to control shaft rod to carburetor	2	368	56/57
		2	430☆	59
B9MM 9825-A	☆ (1) used to attach accelerator shaft to carburetor rod to bellcrank ☆ (1) used to attach accelerator shaft to carburetor rod to carburetor	2	430☆	59
<b>9826 CLIP (ROD CLEVIS END) L. H.</b>				
59A 9826-A	Accelerator pedal to accelerator shaft rod to accelerator shaft Also used on front door lock control link retainer	1	368	57
		2	57,58	57
8M 9826	Accelerator pedal to accelerator shaft rod to accelerator shaft	1	430	58/59
<b>9865 INSULATOR (THERMOSTATIC CHOKE CONTROL OUTLET TUBE)</b>				
◇ ECU 9865-A	Glass fibre - 13/32" O.D. x 2-5/8" long - use with tube ECU-9819-A	1	368	56
♣ ECU 9865-B	NS-10-1/4" long - cut from B8A-9865-B and dip ends in fast drying lacquer to prevent fraying	1	368	57
♣ B8A 9865-B	Glass fibre - 18" long - cut to proper length - ⊕EDC-9865-B	1	368, 430	57/59
<b>9877 ELBOW (THERMOSTATIC CHOKE CONTROL TUBE INLET)</b>				
ECU 9877-A	7/16" square x 19/64" rd. dia. - for intake manifold connection to heater pipe	1	368	56/57
<b>9884 ELBOW (THERMOSTATIC CHOKE CONTROL TUBE OUTLET)</b>				
ECU 9884-A	7/16" square x 1/4" rd. dia. for connection to 9819 outlet pipe	1	368	56/57
<b>9890 TUBE (THERMOSTATIC CHOKE CONTROL HEAT)</b>				
ECU 9890-B		1	368	56/57
	♣ Carter		◇ Holley	

# Carburetor

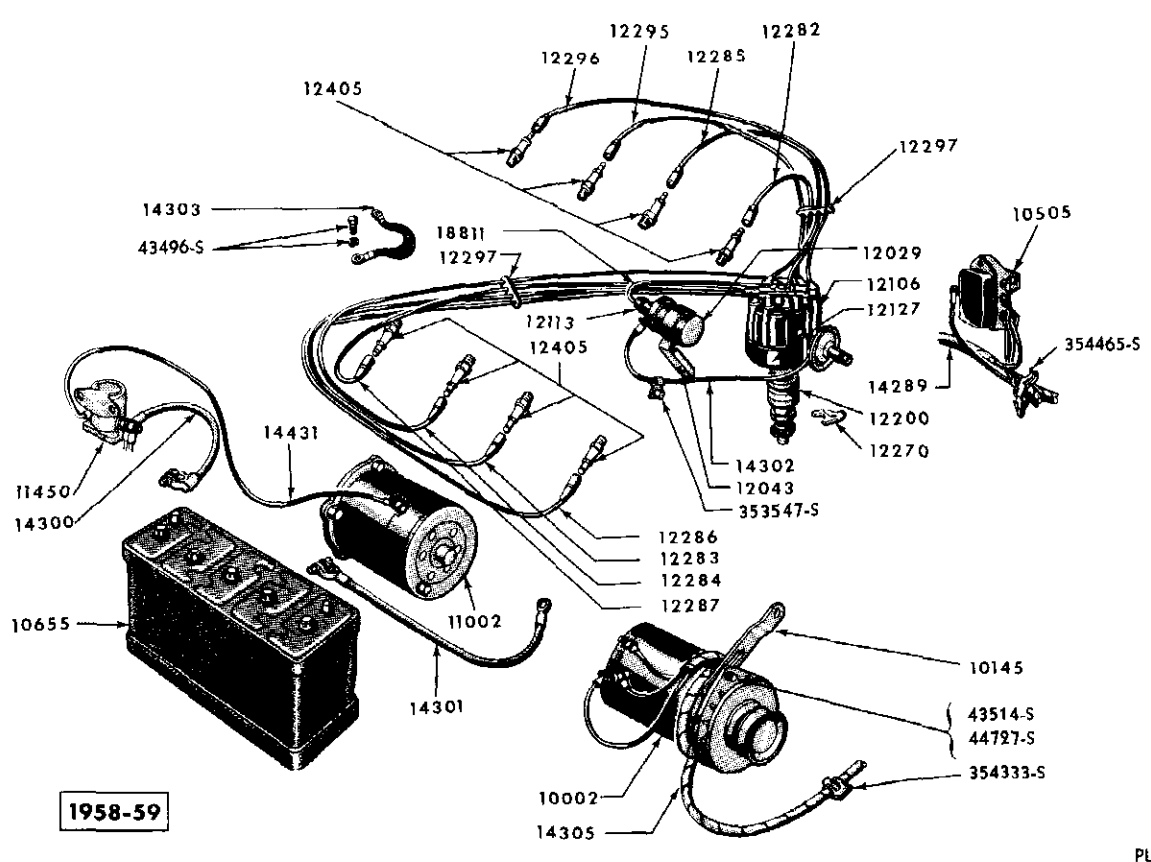

GROUP AND PART NUMBER	DESCRIPTION, SIZE, ETC.	NO. REQ'D	MODEL OR ENGINE CUBIC INCH DISPLACEMENT	YEAR 19.....
9899	COVER (THERMOSTATIC CHOKE HEAT SUPPLY) See basic part number 9A705			
9903	GASKET (THERMOSTAT CHOKE HEAT SUPPLY COOLER)			
B8S 9903-A	Use with COME-9A705-A - @5751312	1	430	58/59
9-9922	GASKET (CARBURETOR AIR CLEANER) BOTTOM See basic part number 9654			
9-9943	SWITCH (CARBURETOR FAST IDLE)			
FEL 99943-A		1	All	57
9-9947	WIRING (CARBURETOR FAST IDLE)			
FEL 99947-A		1	All	57
B9FL 99947-A	Cowl to fast idle control	1	All	59
B9FL 99947-B	Ignition switch to cowl	1	All	59

## MEMO



TYPICAL 1956-57 LINCOLN

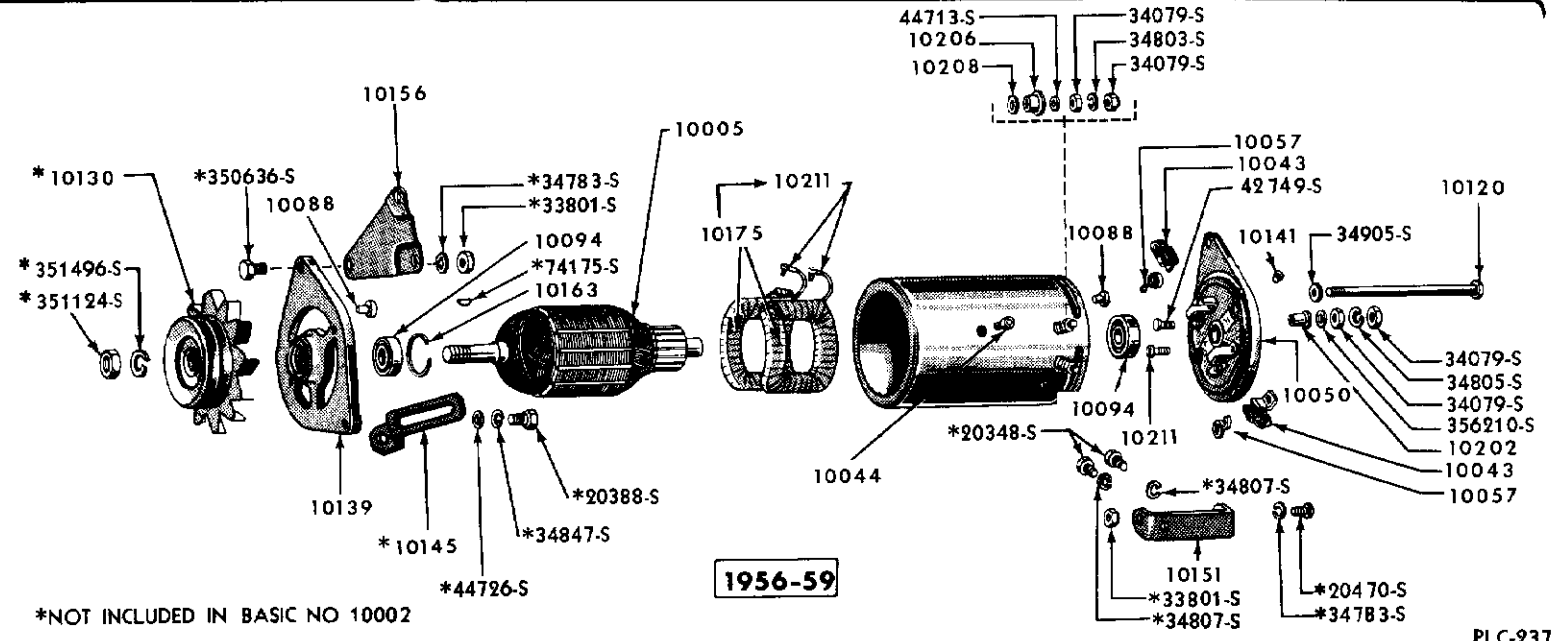
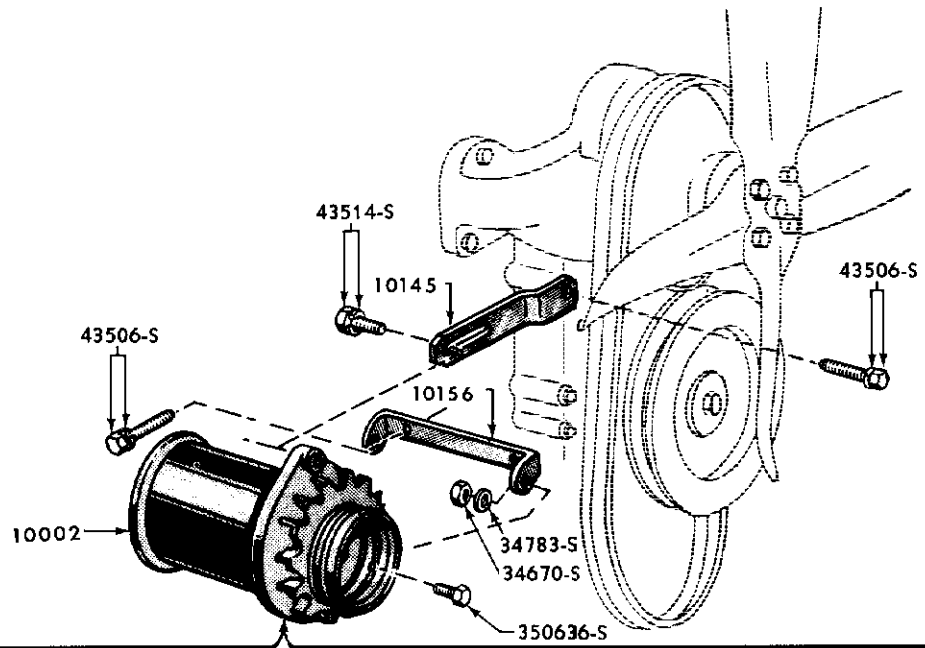
PLC-161



1958-59

PLC-315

ENGINE WIRING

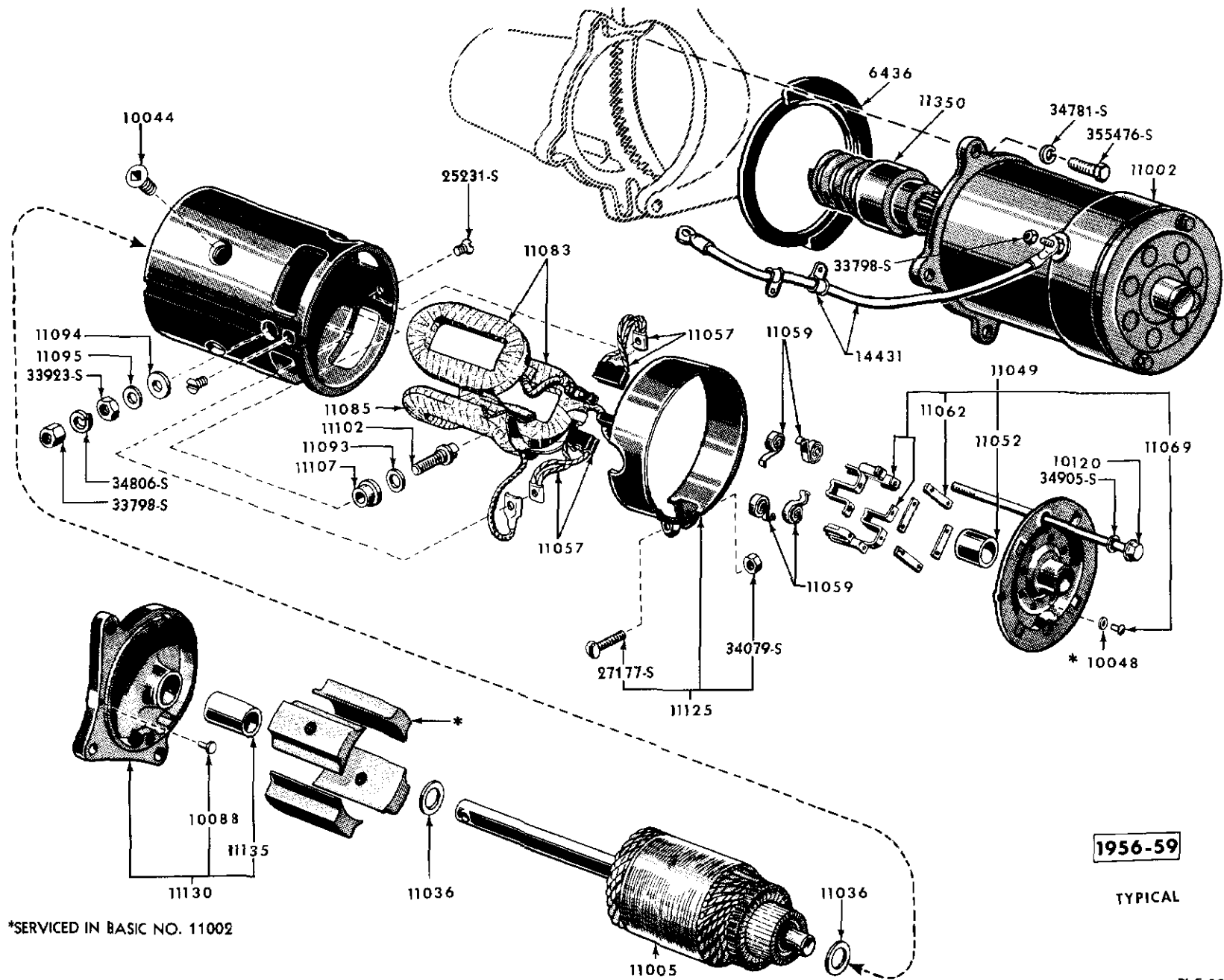


\*NOT INCLUDED IN BASIC NO 10002

1956-59

PLC-237

# GENERATOR



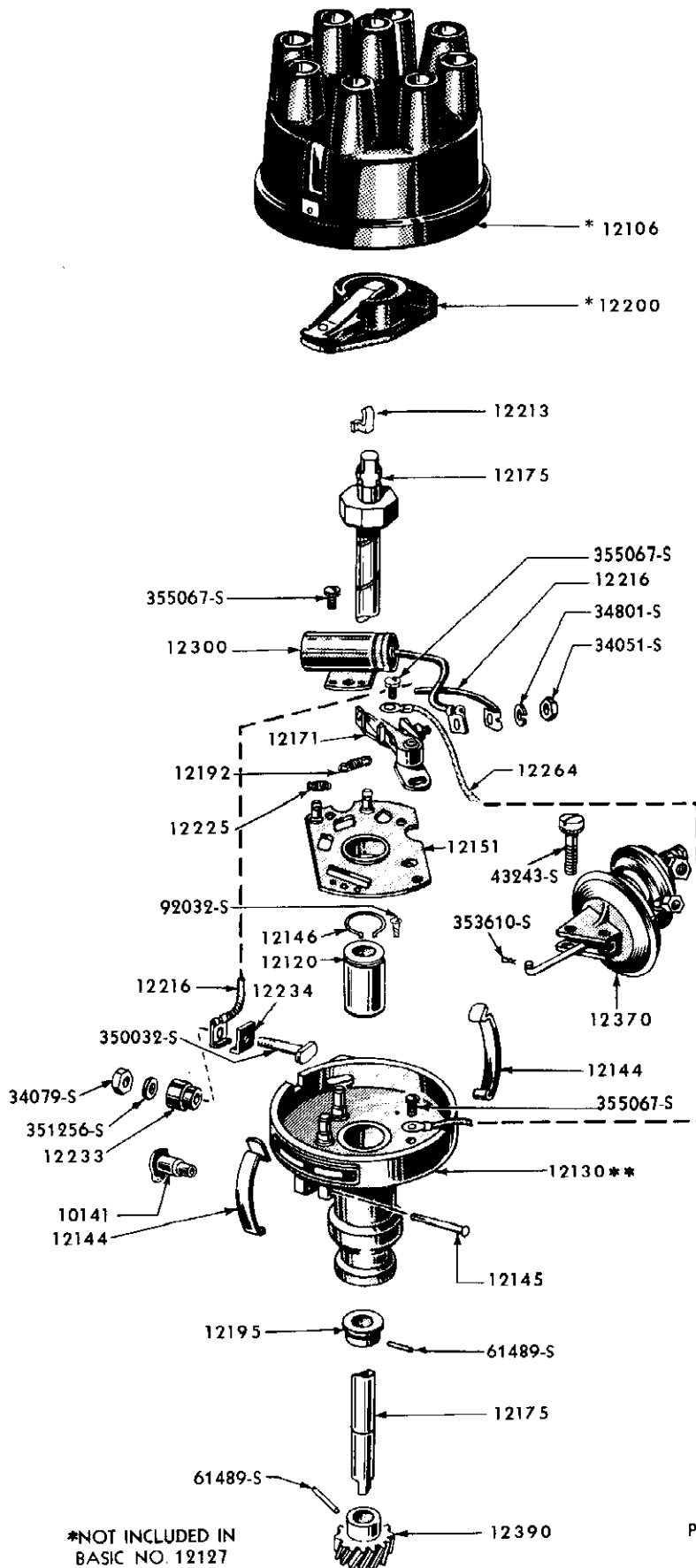
\*SERVICED IN BASIC NO. 11002

1956-59

TYPICAL

STARTER



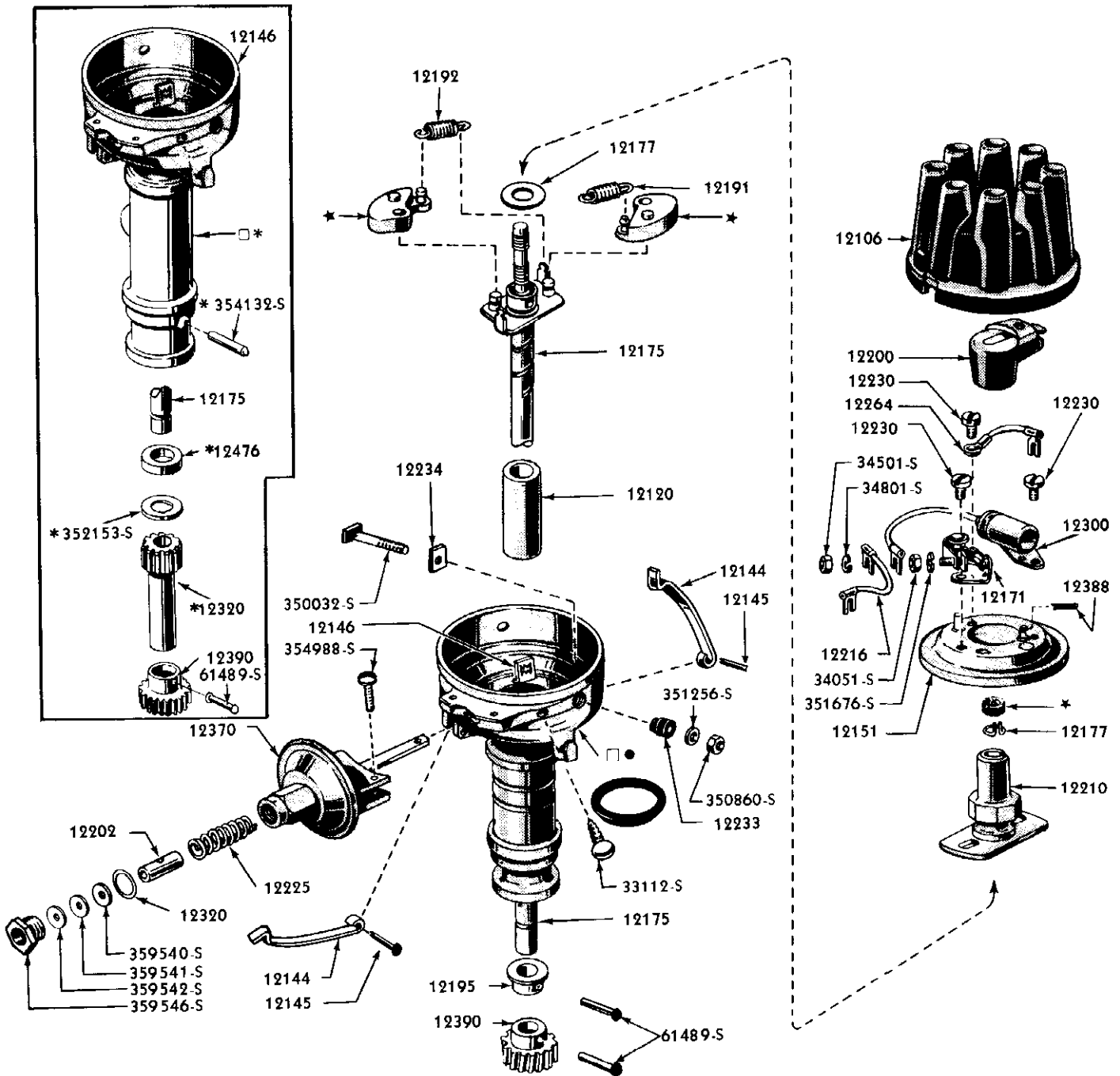


\*NOT INCLUDED IN  
 BASIC NO. 12127  
 \*\*INCLUDED IN  
 BASIC NO. 12127

TYPICAL 1956 LINCOLN

PLC-62

## DISTRIBUTOR



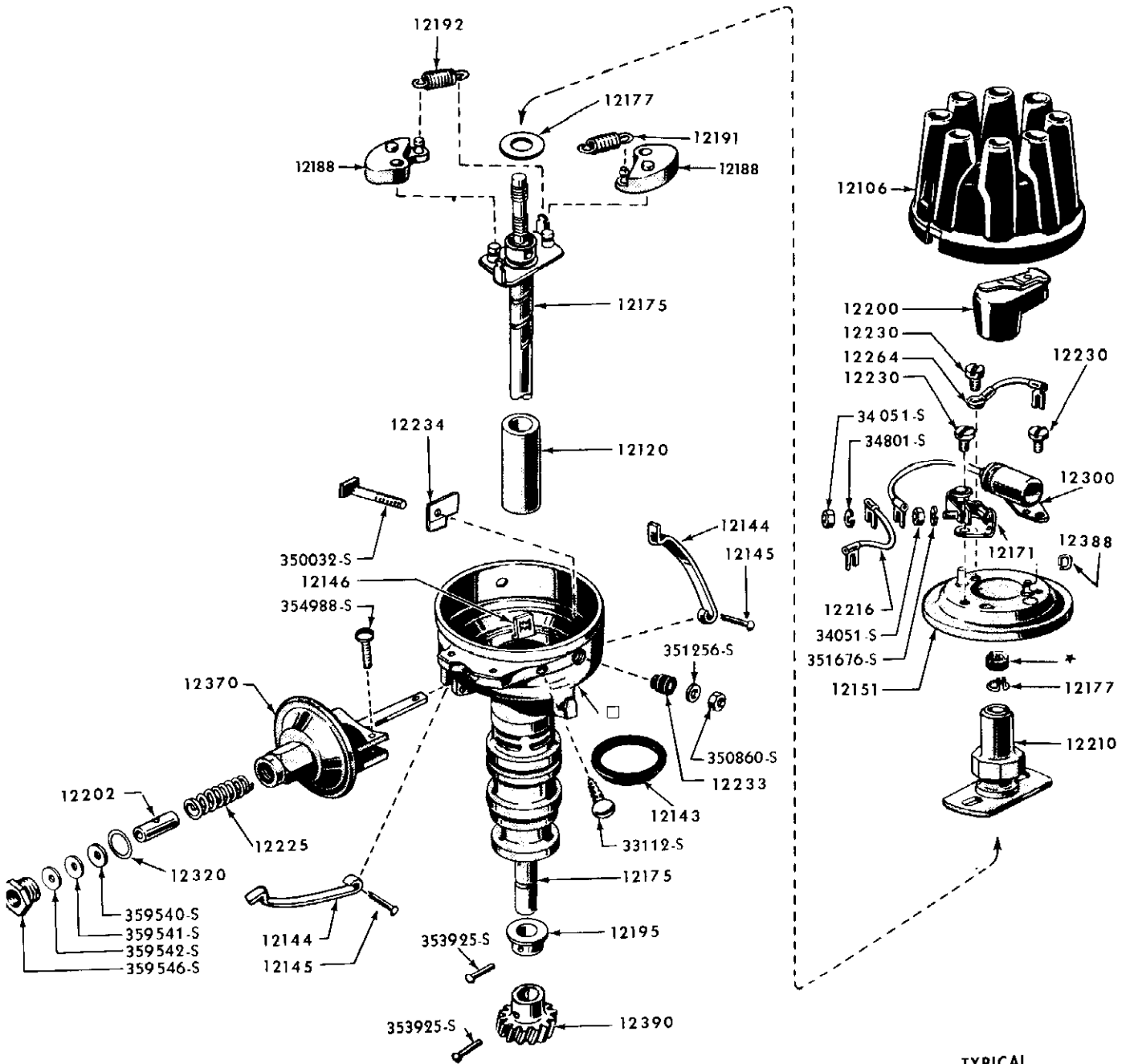
- \* NOT SERVICED
- NOT SERVICED—INCLUDED IN BASIC NO. 12127
- \* CONTINENTAL MARK II ONLY
- LINCOLN ONLY

TYPICAL 1957 LINCOLN & CONTINENTAL

1957

PLC-303

## DISTRIBUTOR



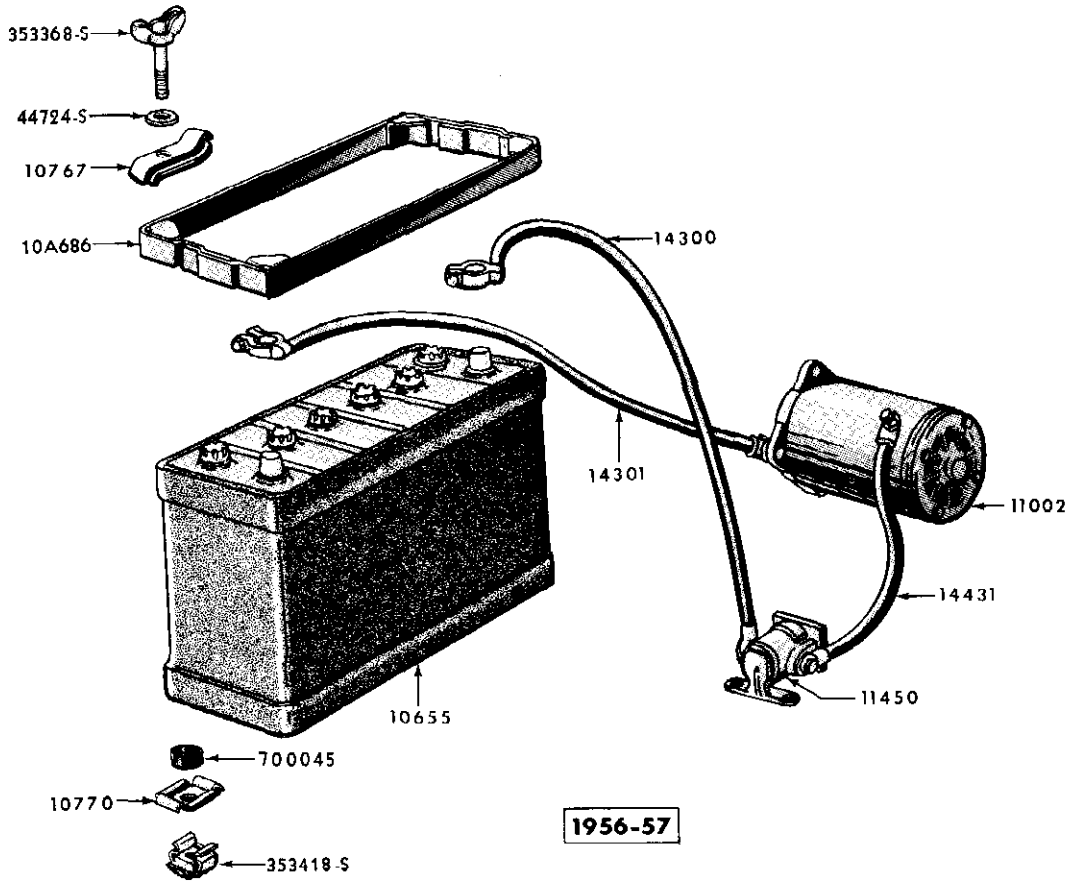
TYPICAL

1958-59

- \* NOT SERVICED
- NOT SERVICED—INCLUDED IN BASIC NO. 12127

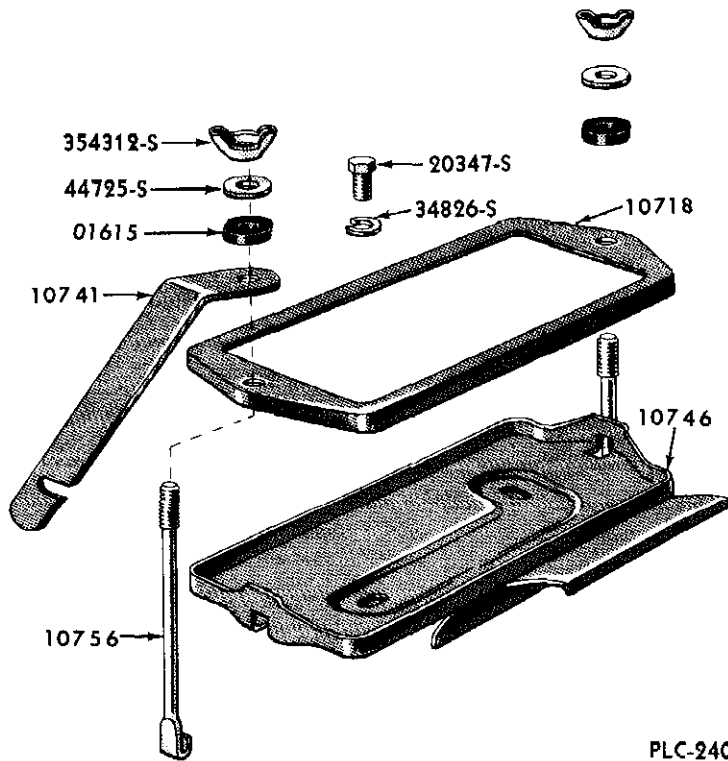
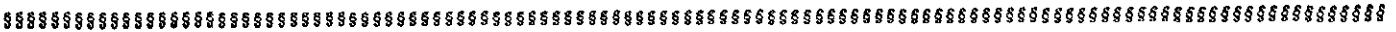
PLC-290

# DISTRIBUTOR



1956-57

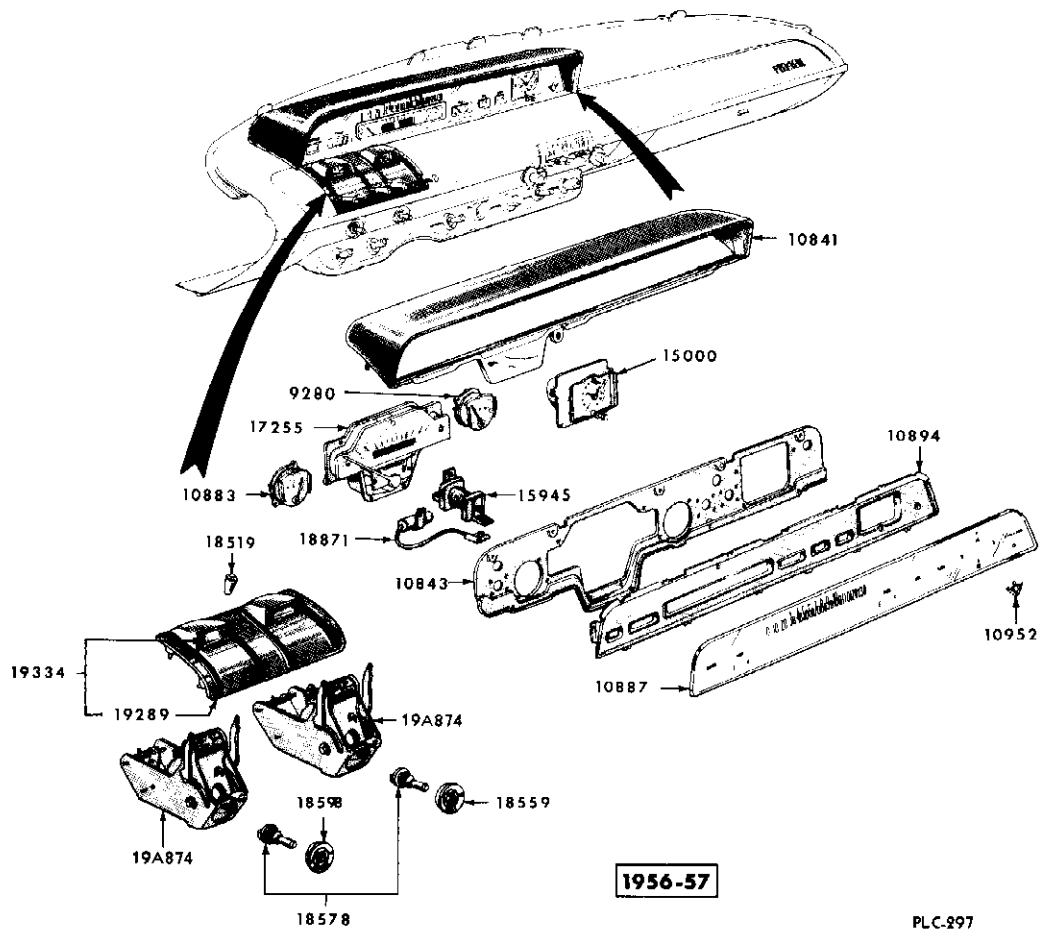
PLC-197



1958-59

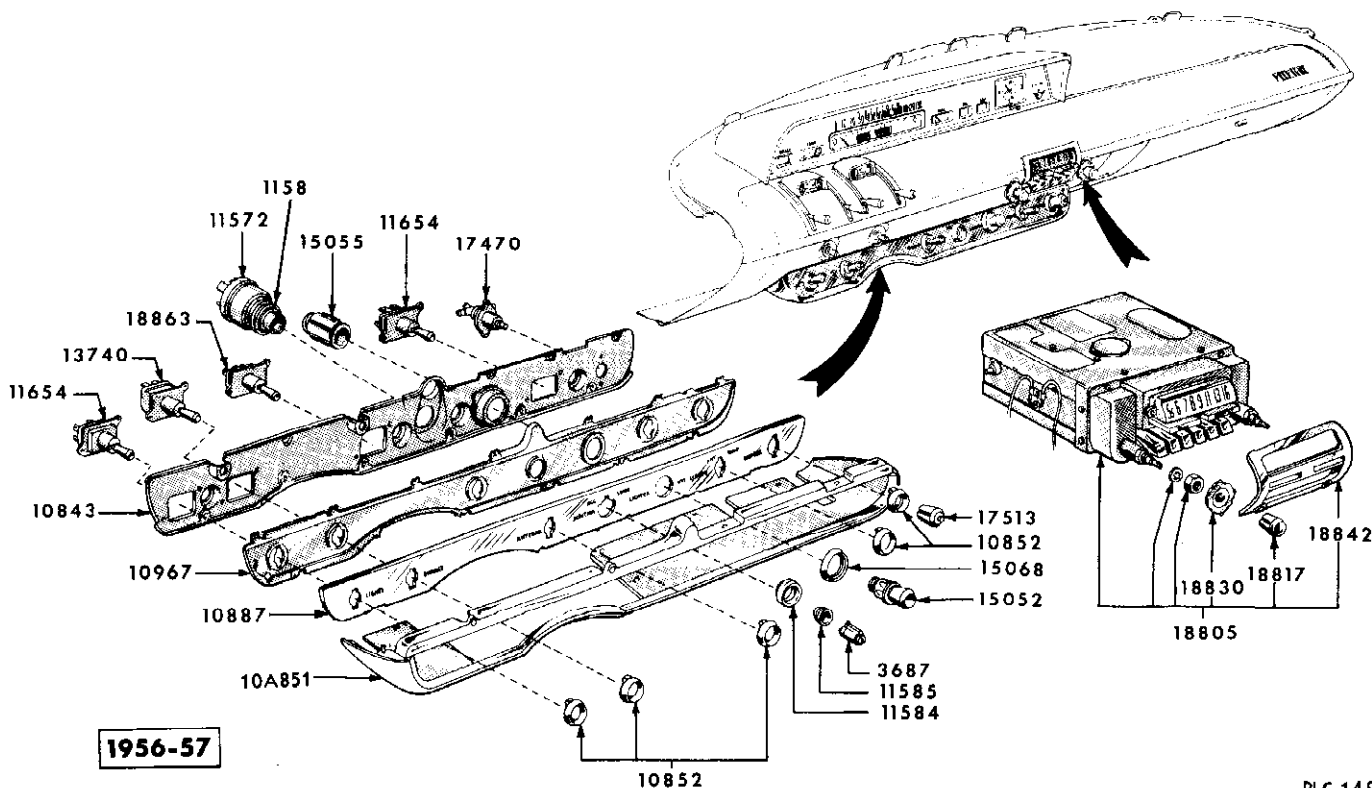
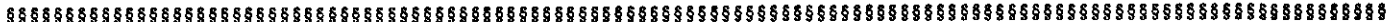
PLC-240

BATTERY SUPPORT



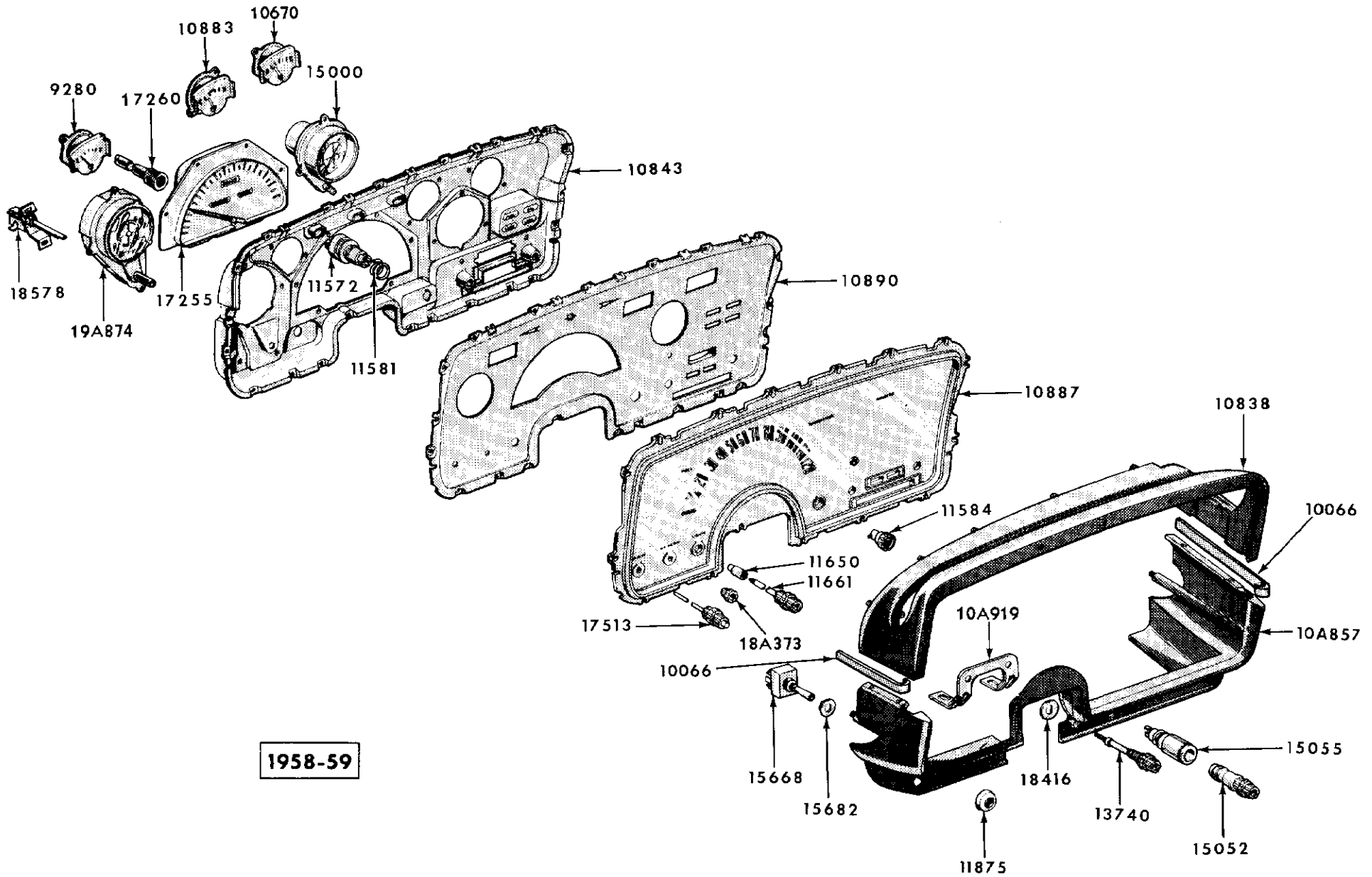
PLC-997

### INSTRUMENT CLUSTER UPPER



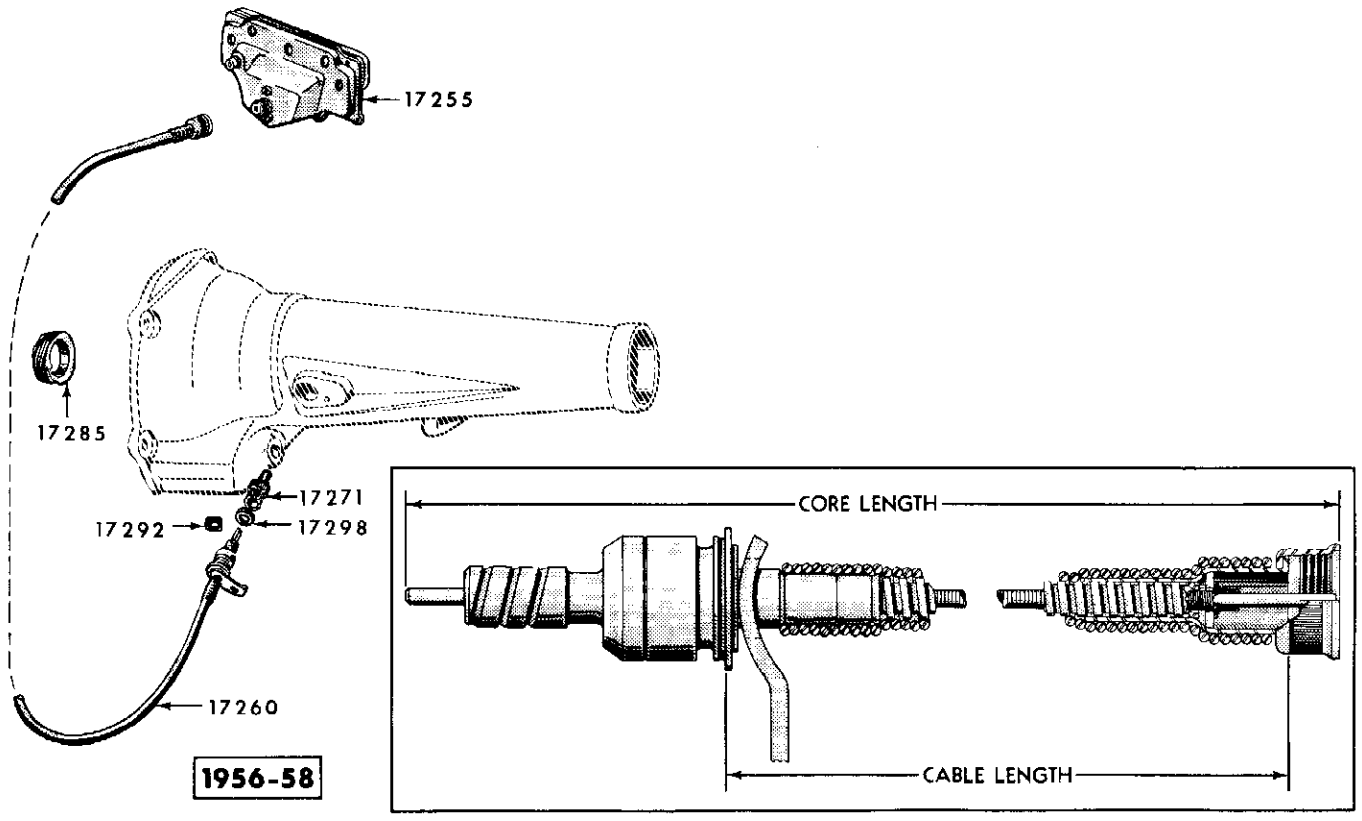
PLC-142

### INSTRUMENT CLUSTER LOWER



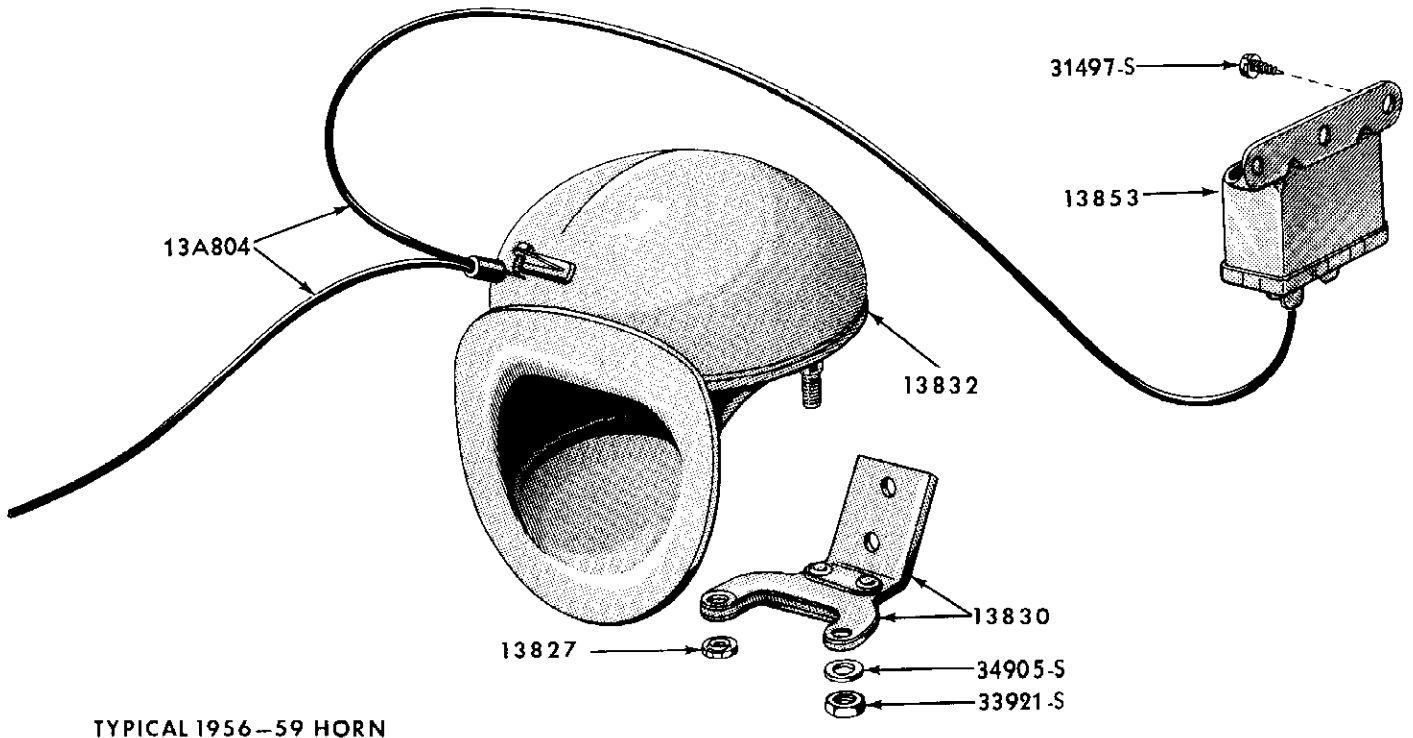
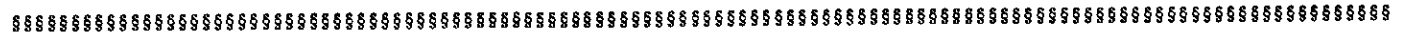
1958-59

### INSTRUMENT CLUSTER



PLC-231

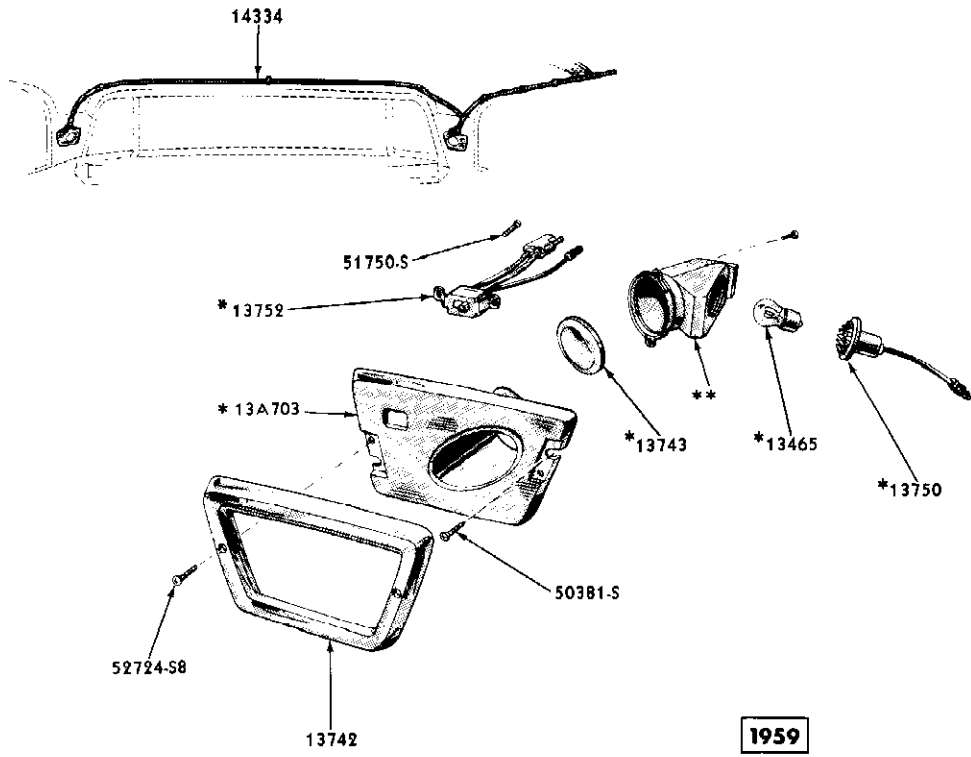
**SPEEDOMETER GEAR & CABLE**



TYPICAL 1956-59 HORN

PLC-203


**HORNS**



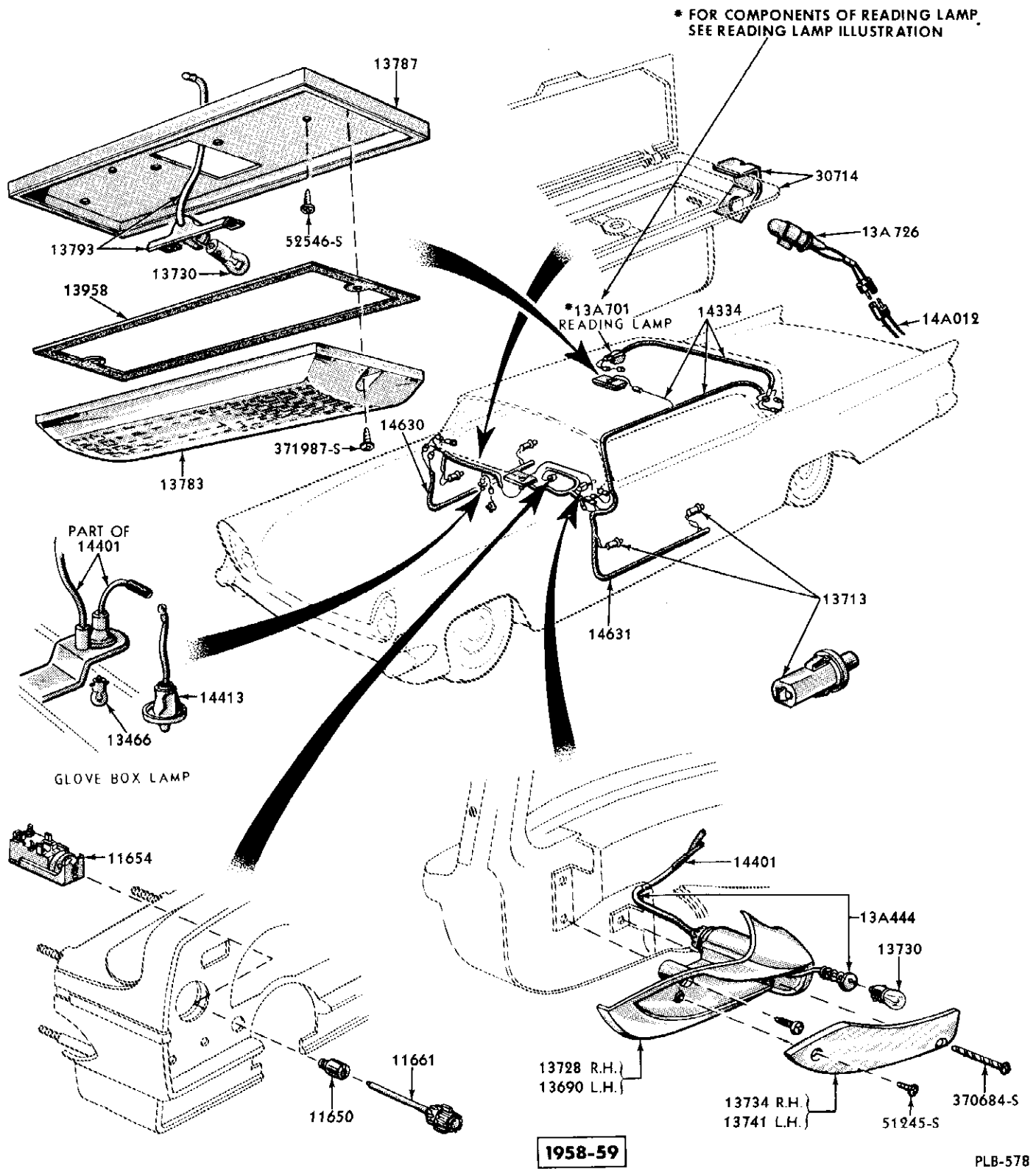
\* ALSO SERVICED IN LAMP ASS'Y. 13A701  
 \*\* SERVICED ONLY IN LAMP ASS'Y. 13A701

PLB-367

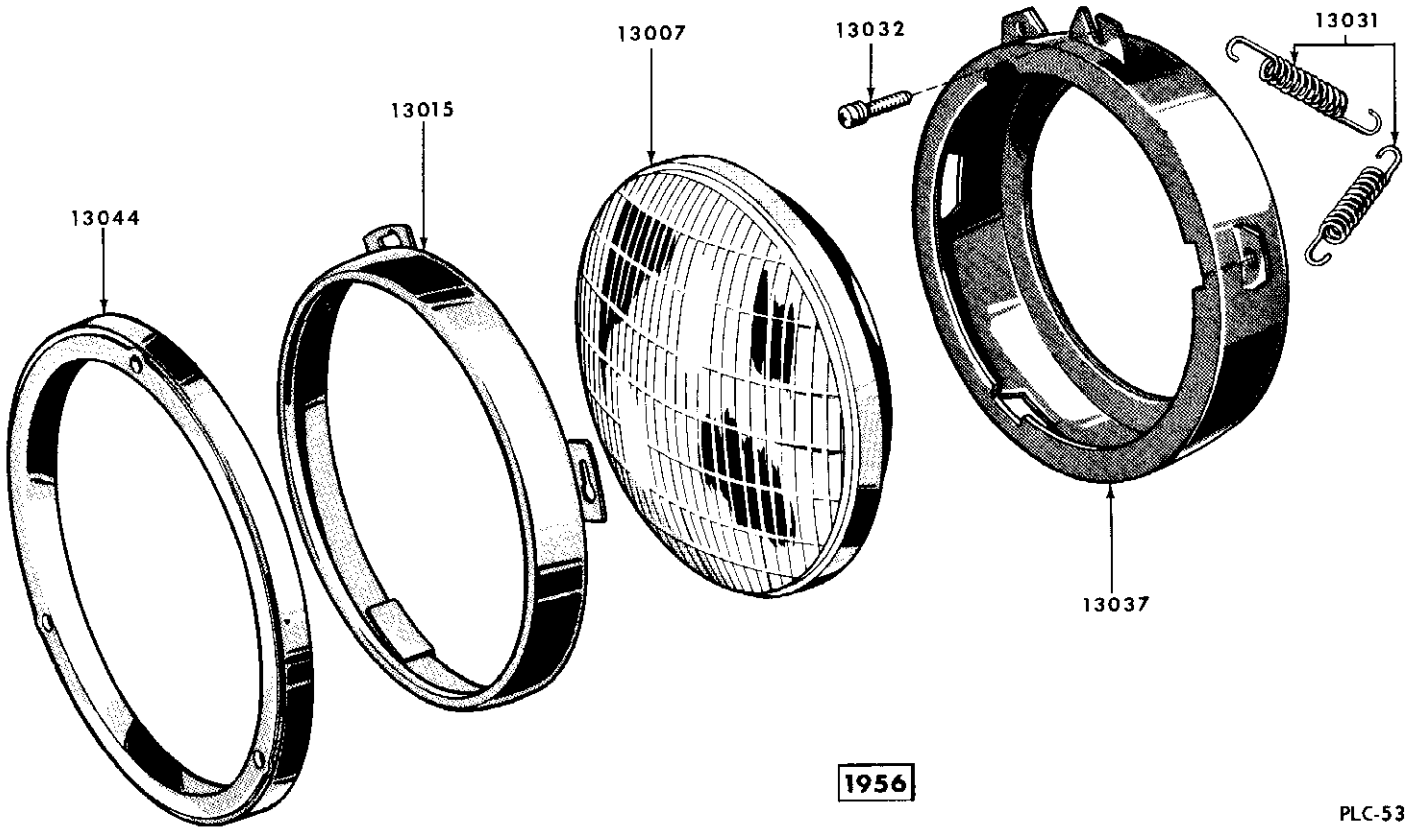
## READING LAMPS



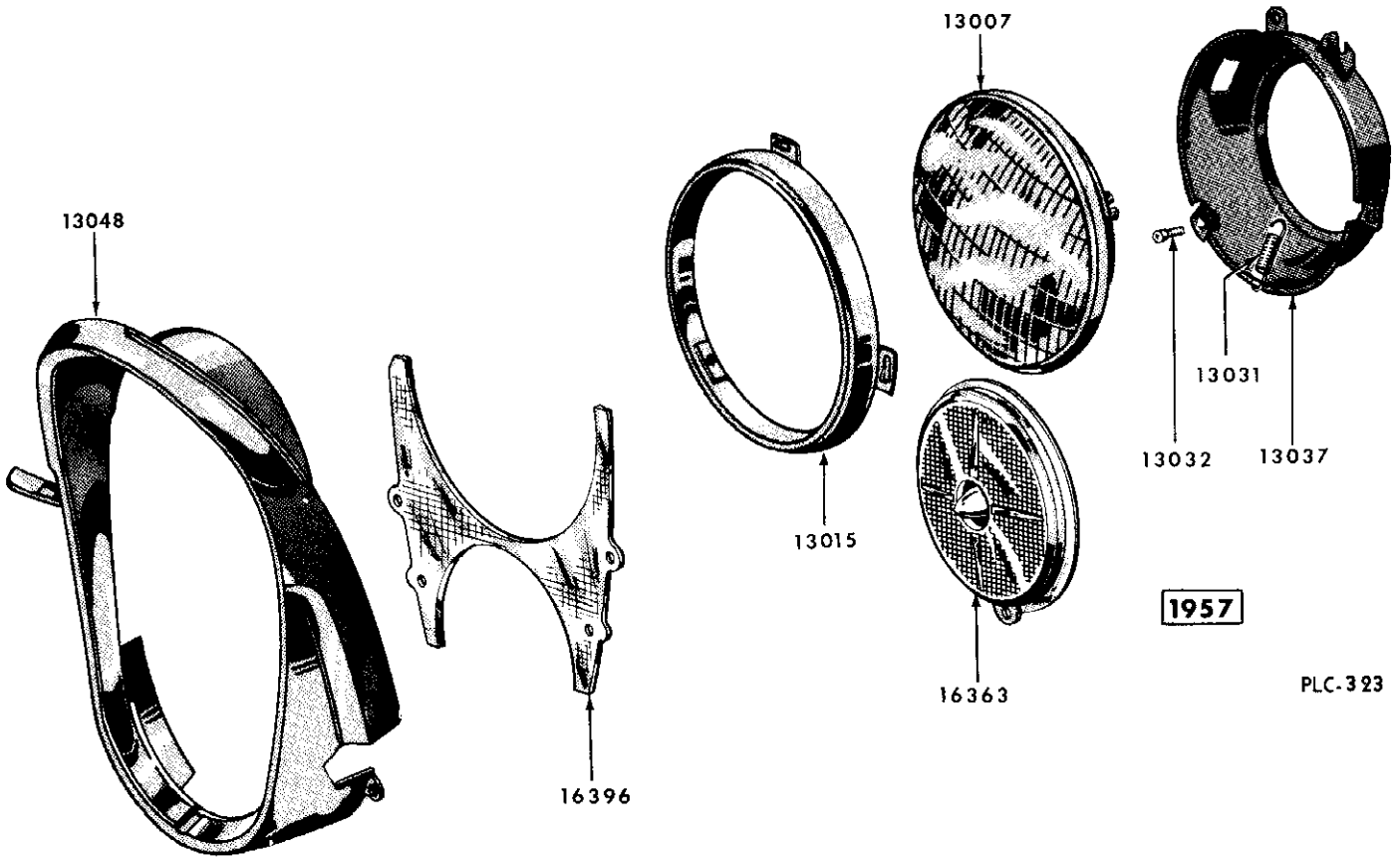





## INTERIOR LIGHTING

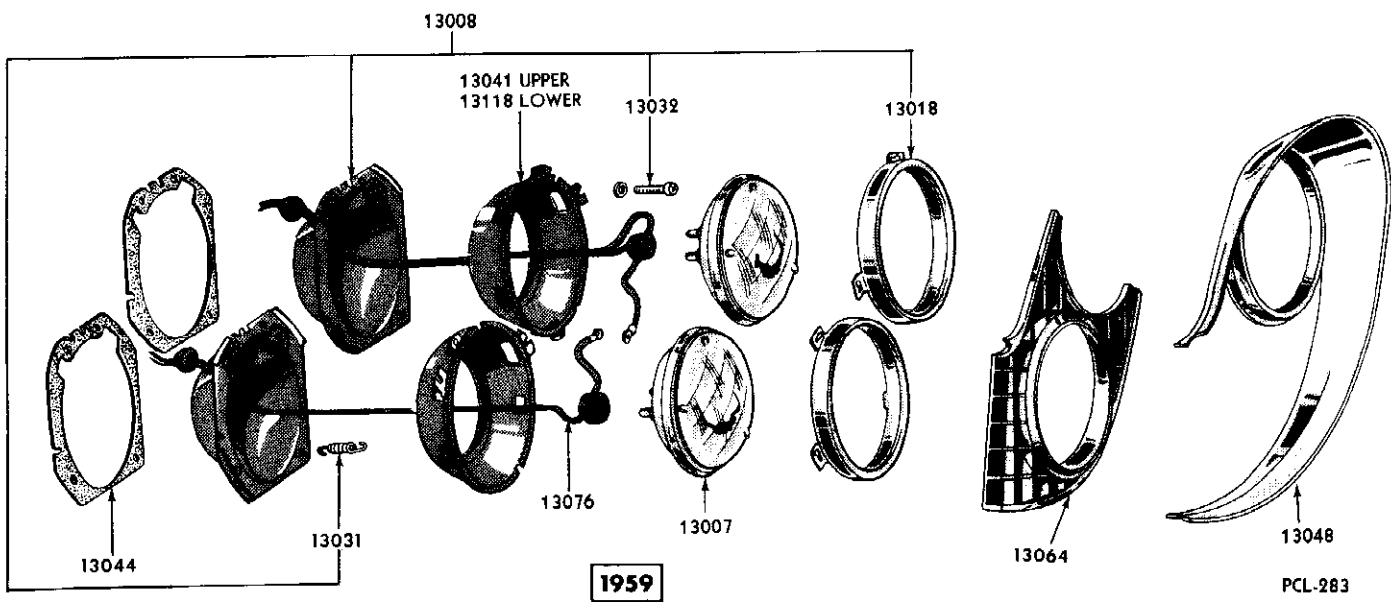
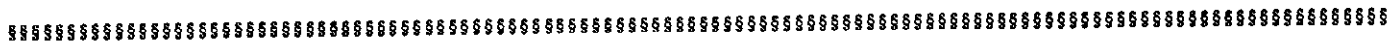
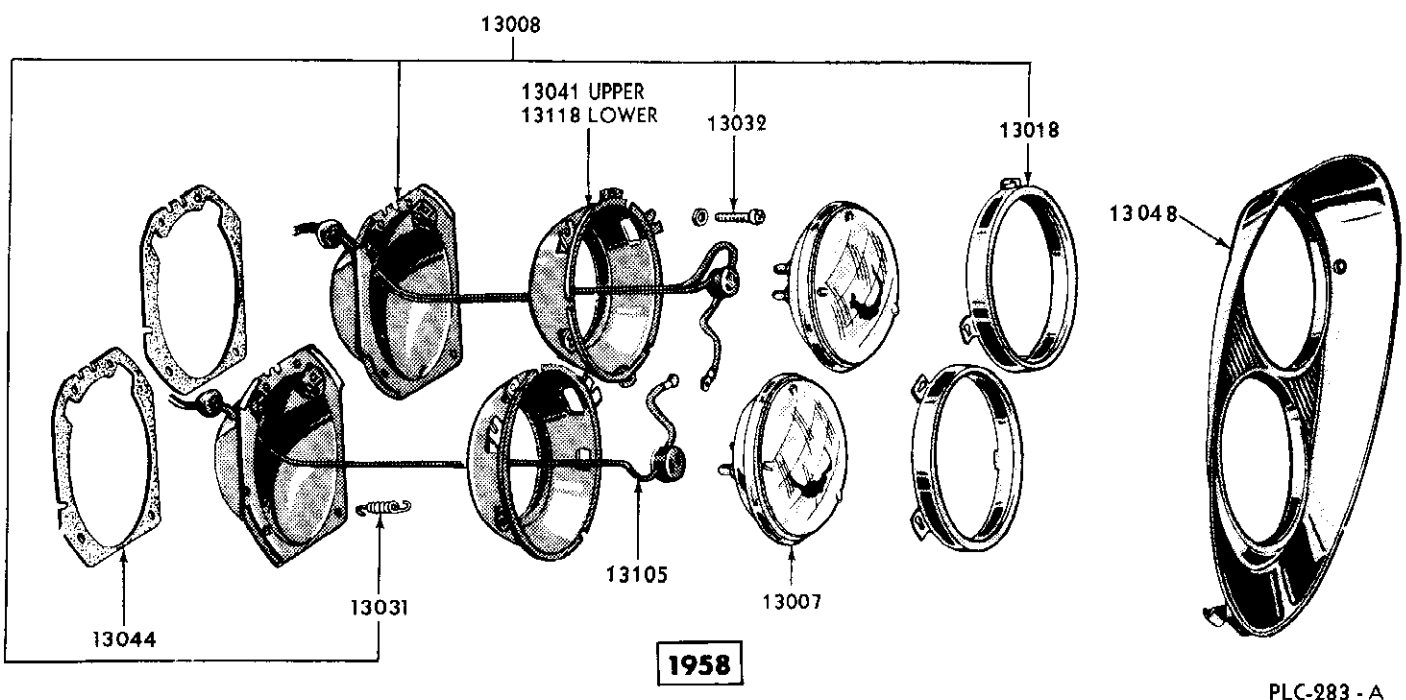


PLC-53

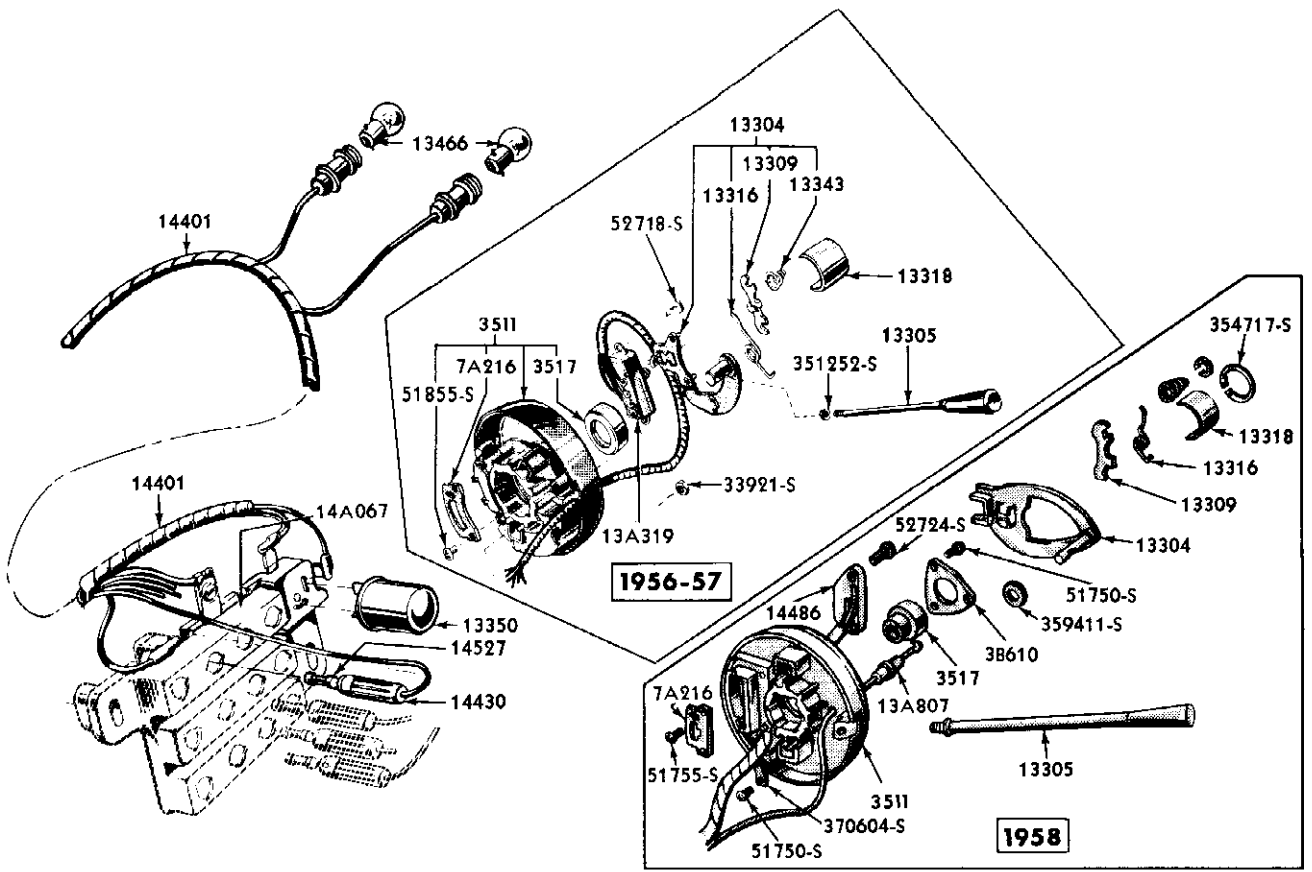


PLC-323

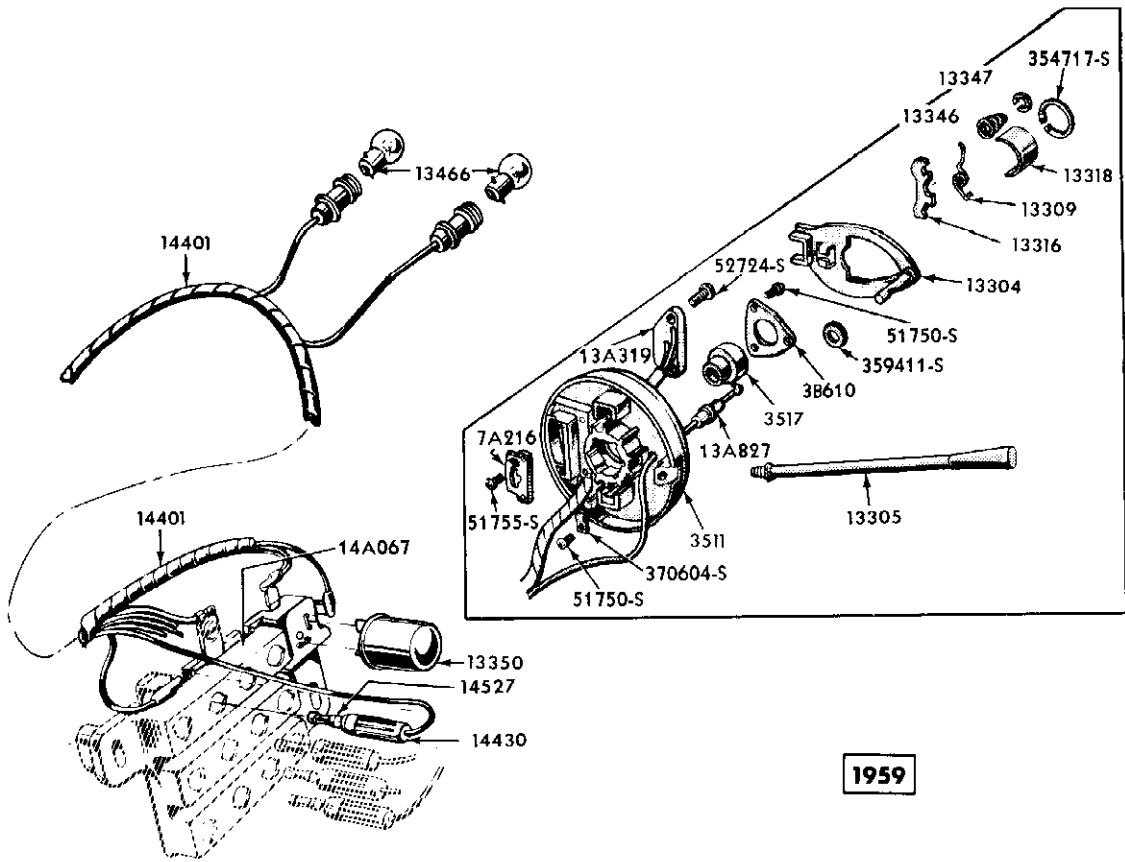
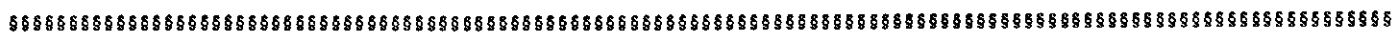
**HEADLAMPS**



**HEADLAMPS**

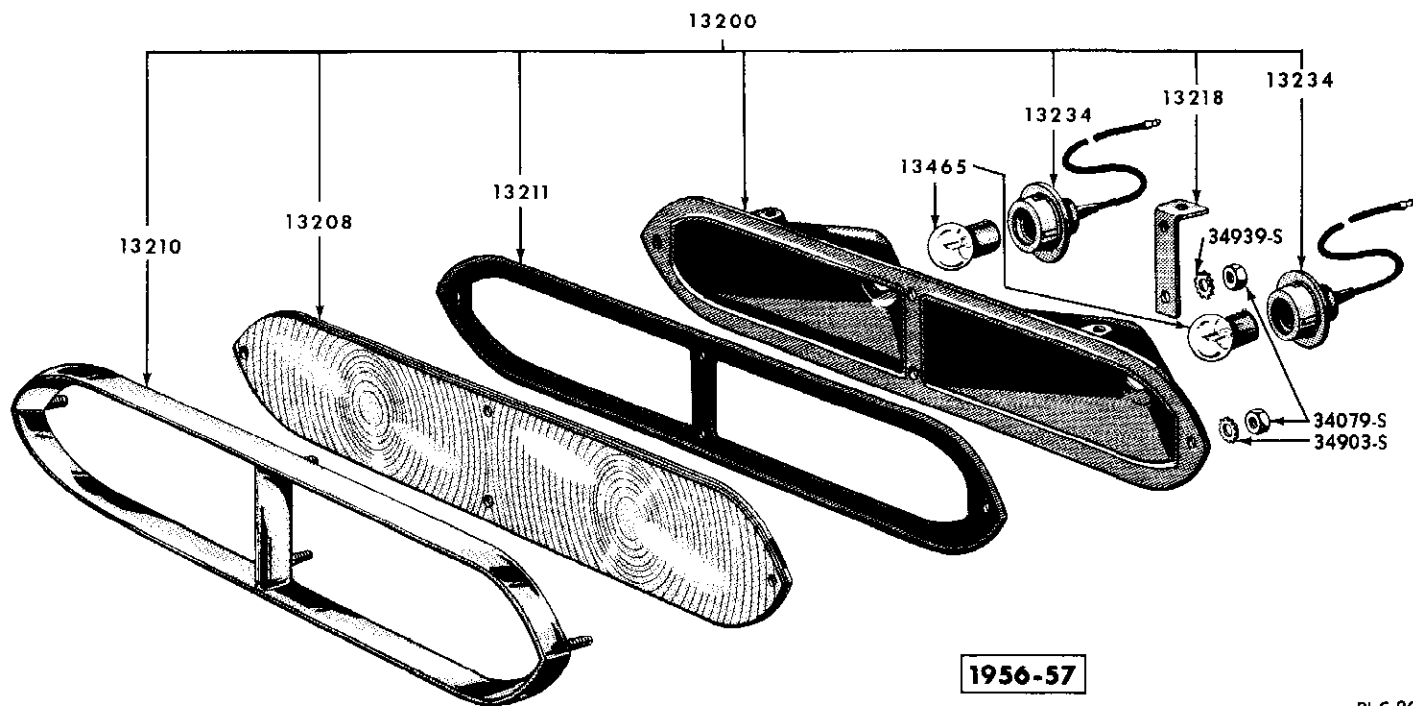


PLC-294

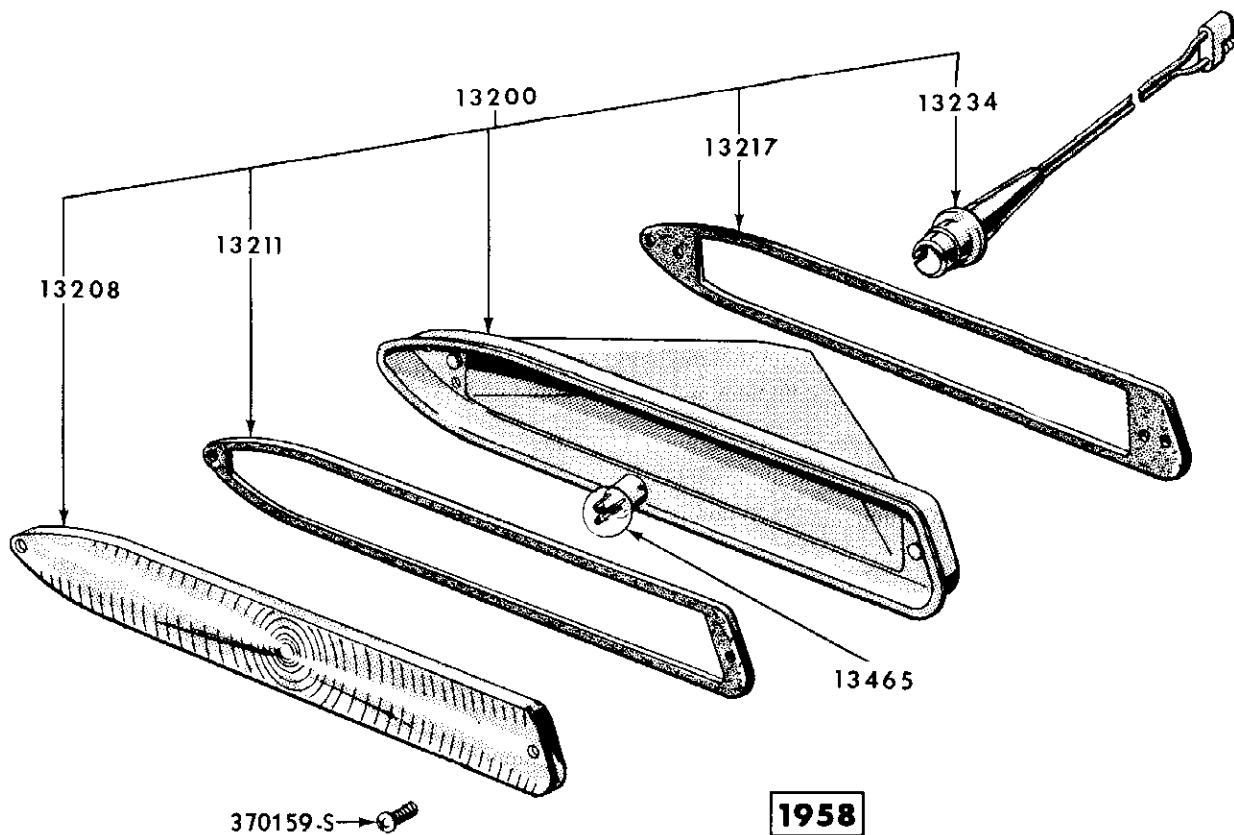


PLC-494

**TURNSIGNAL PARTS**



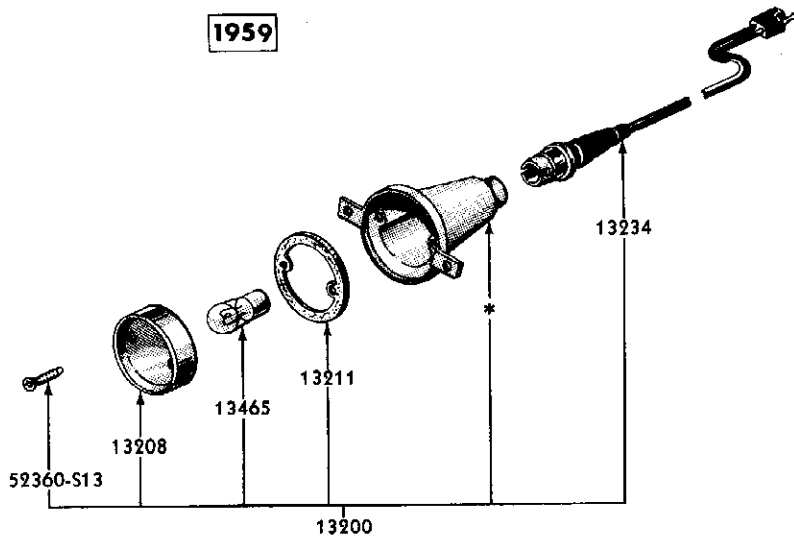
PLC-80



PLC-241

**PARKING LAMPS**

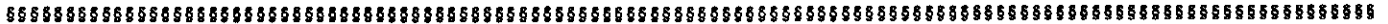
1959



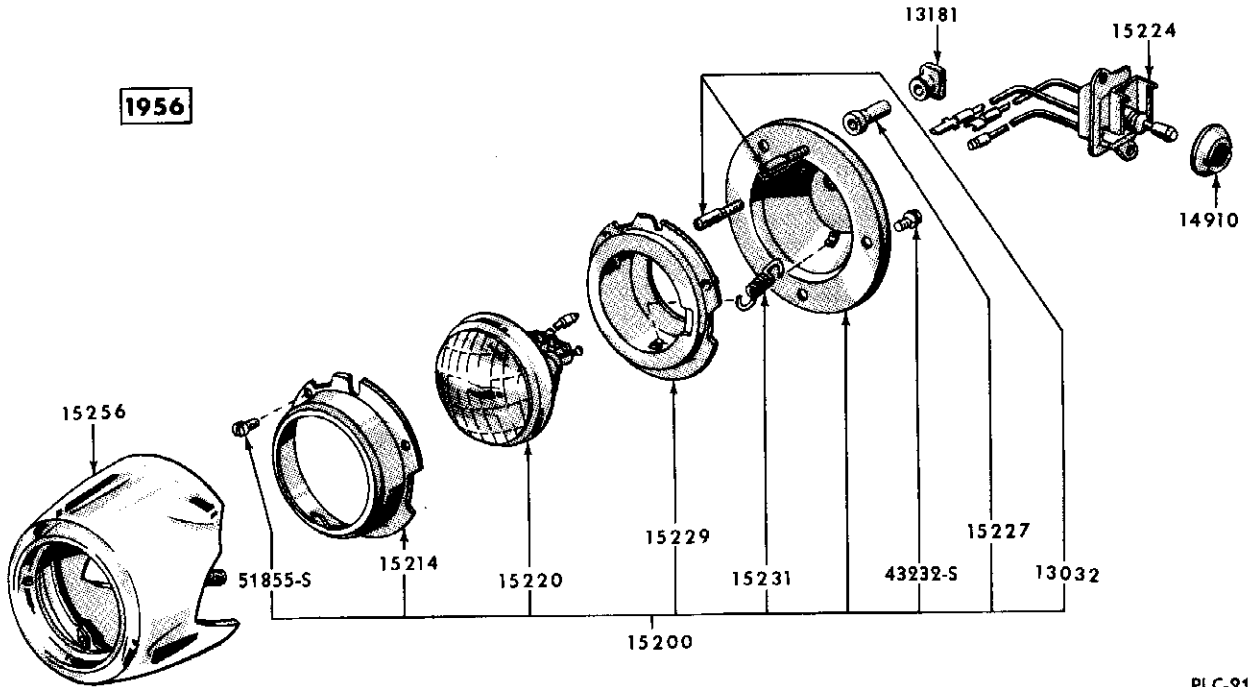
\*SERVICED IN ASSY. ONLY

PLC-560

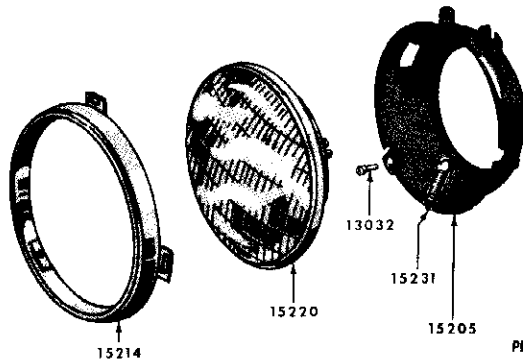
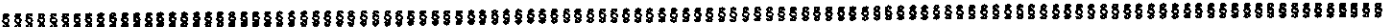
### PARKING LAMPS



1956



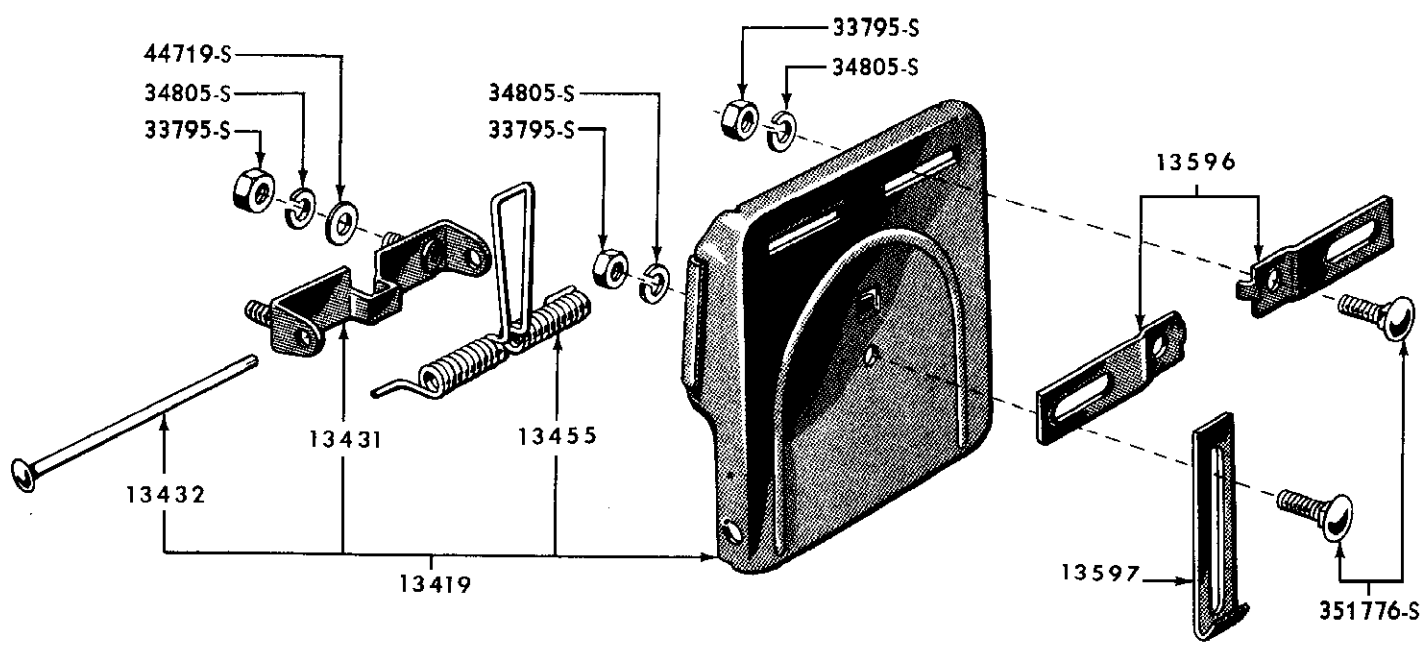
PLC-911



1957

PLC-195


### ROAD LAMPS

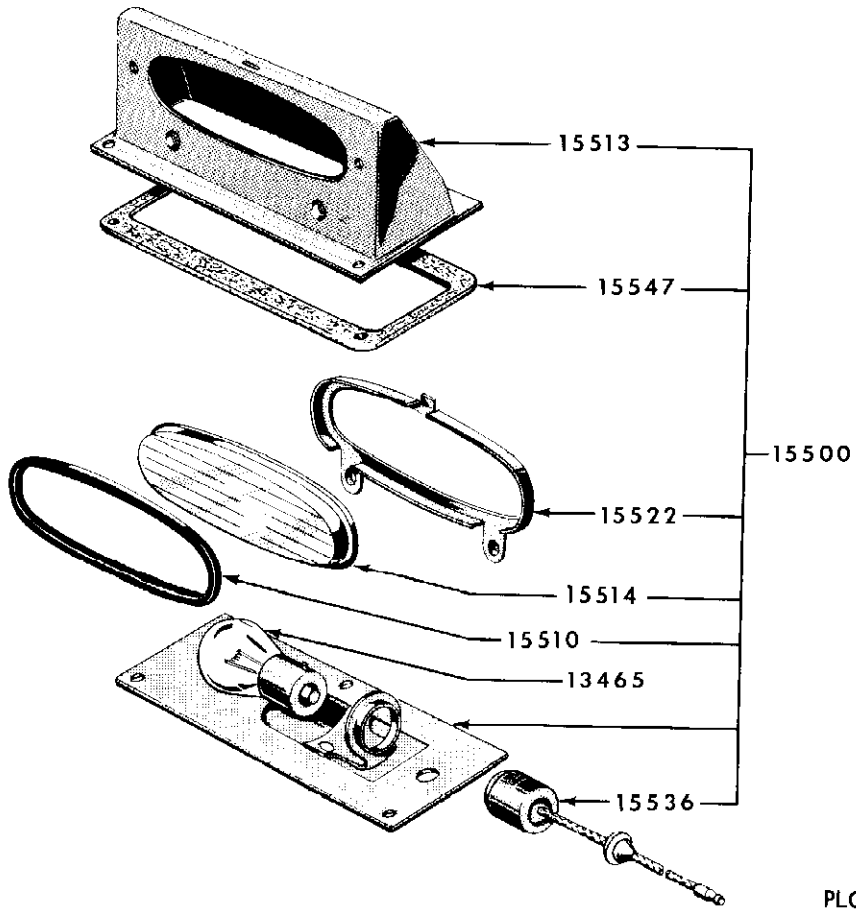


**1956-57**

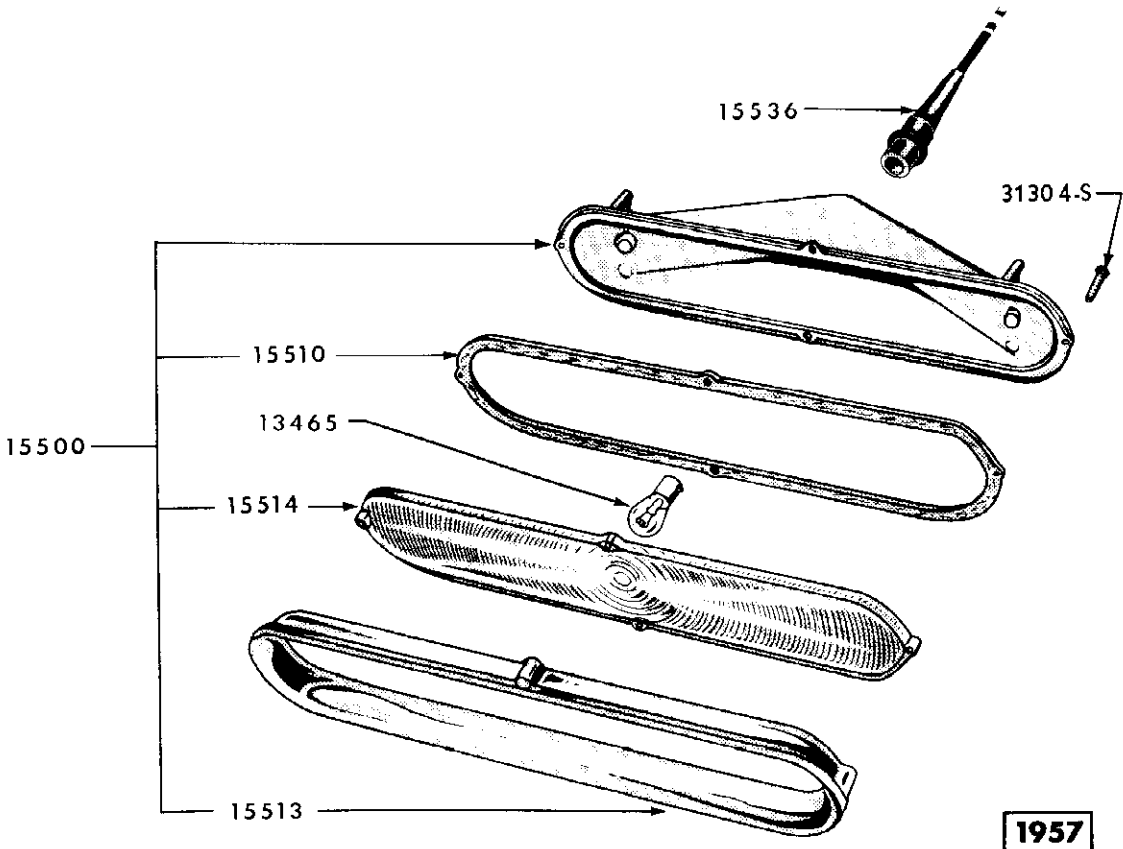
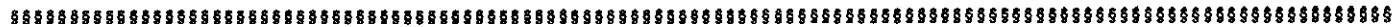
PLC-81

**REAR LICENSE SUPPORT**





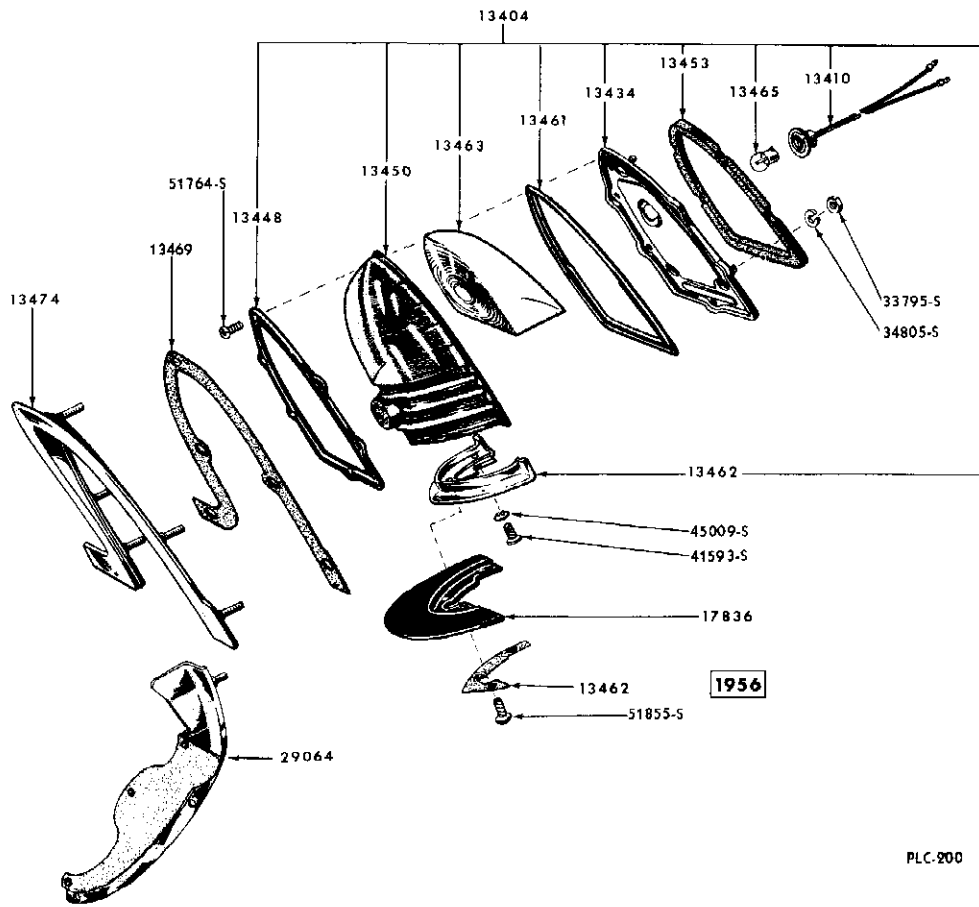
PLC-85



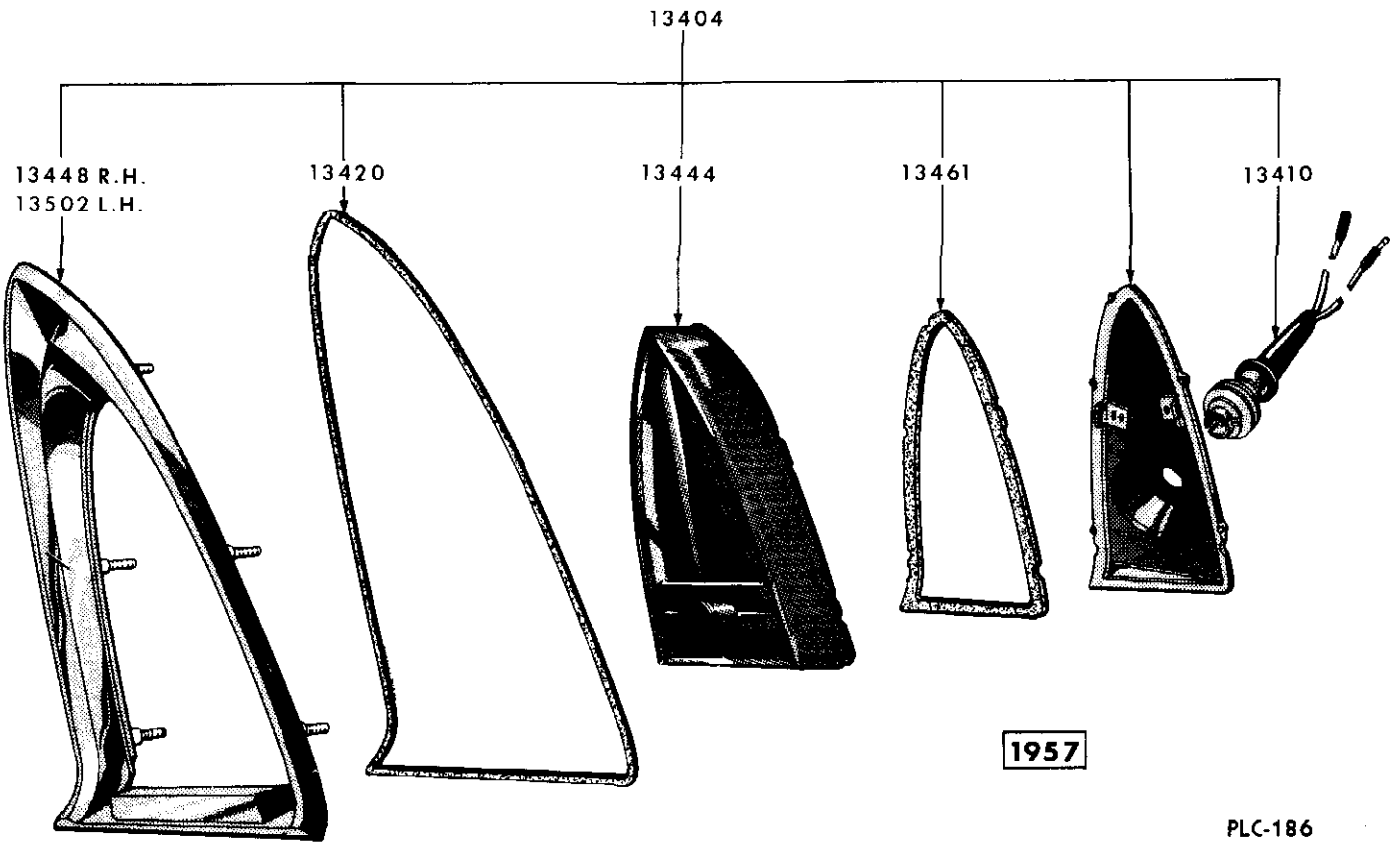
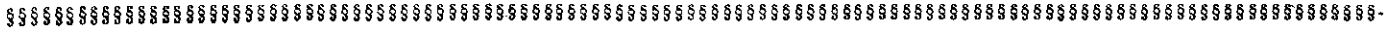
PLC-167

BACK-UP LAMPS





PLC-200

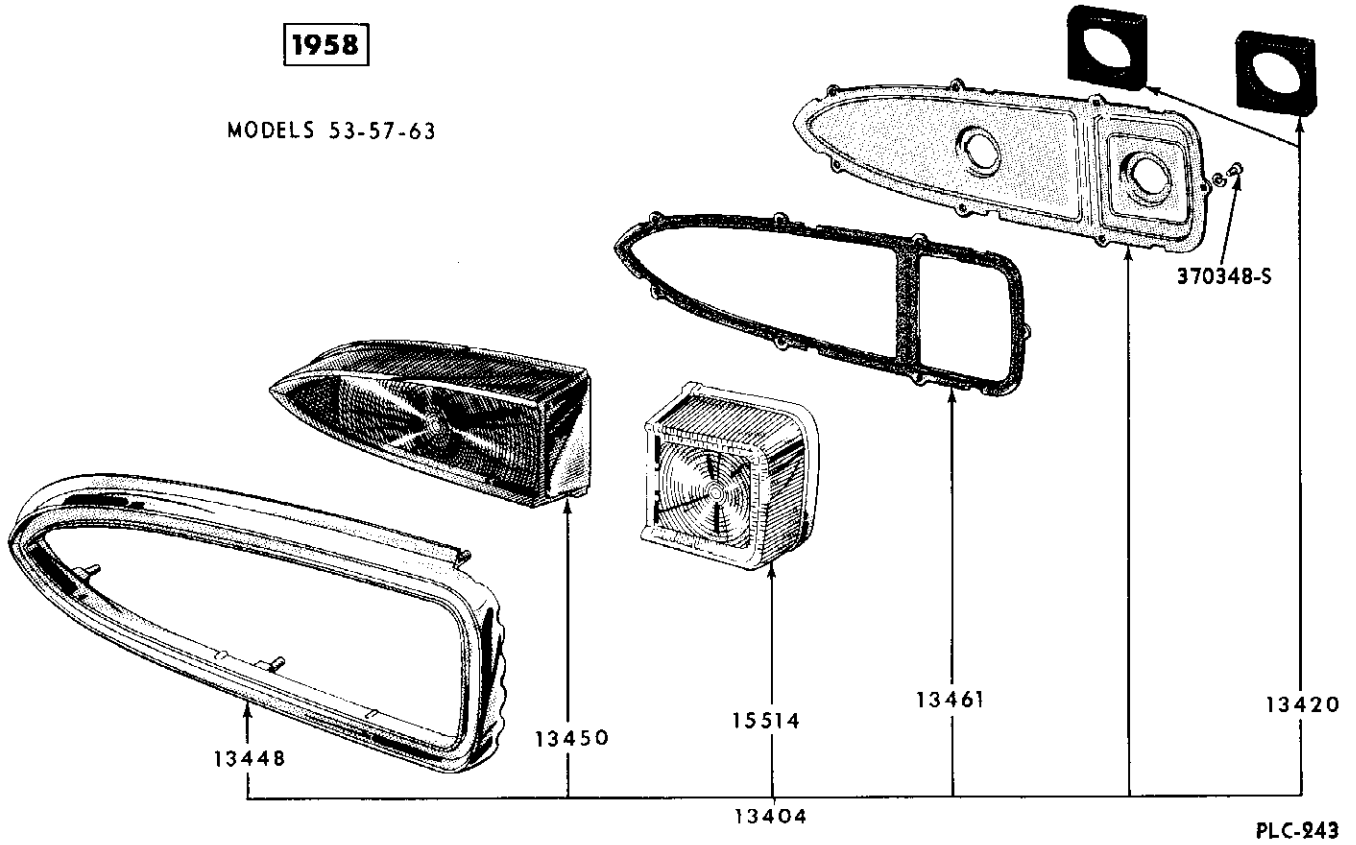


PLC-186

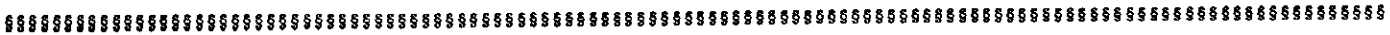
REAR LAMPS

1958

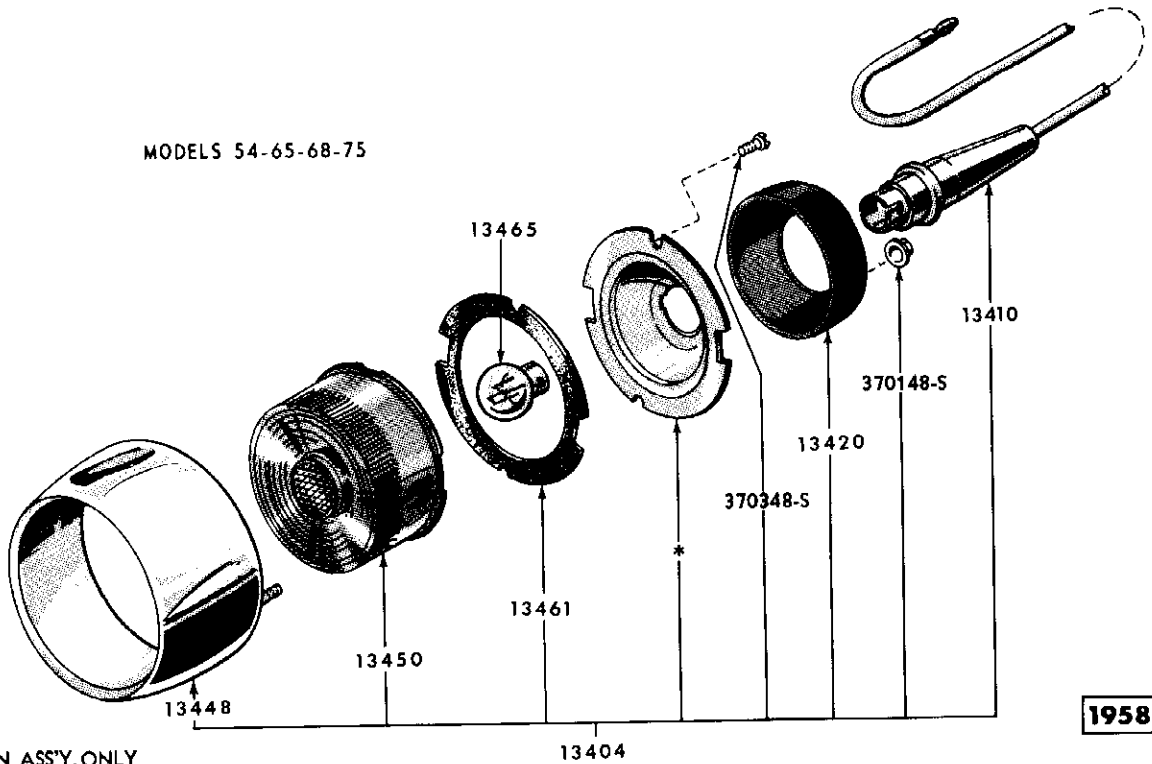
MODELS 53-57-63



### REAR LAMPS & BACK-UP LAMPS - LINCOLN



MODELS 54-65-68-75

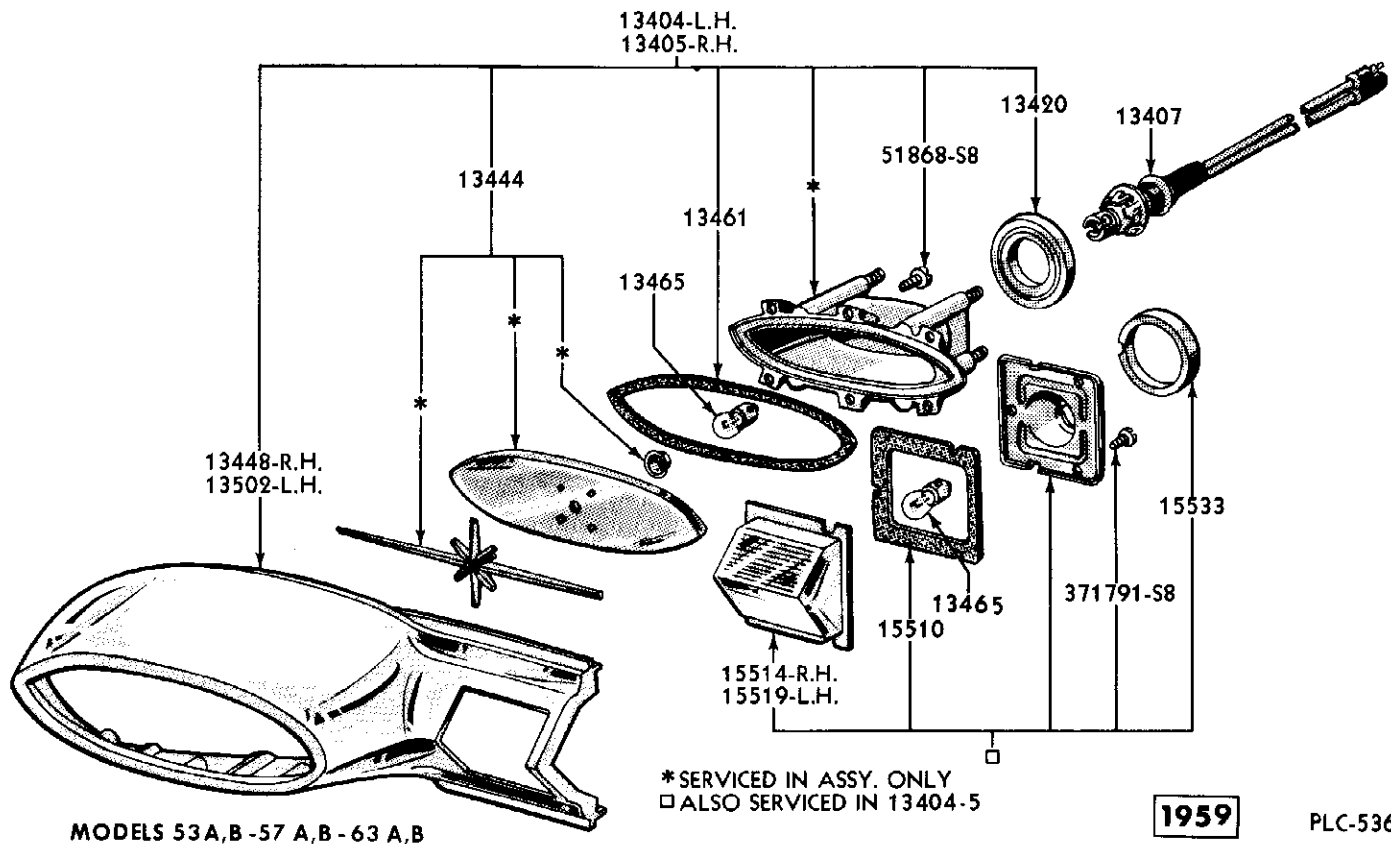


\* SERVICED IN ASS'Y. ONLY

1958

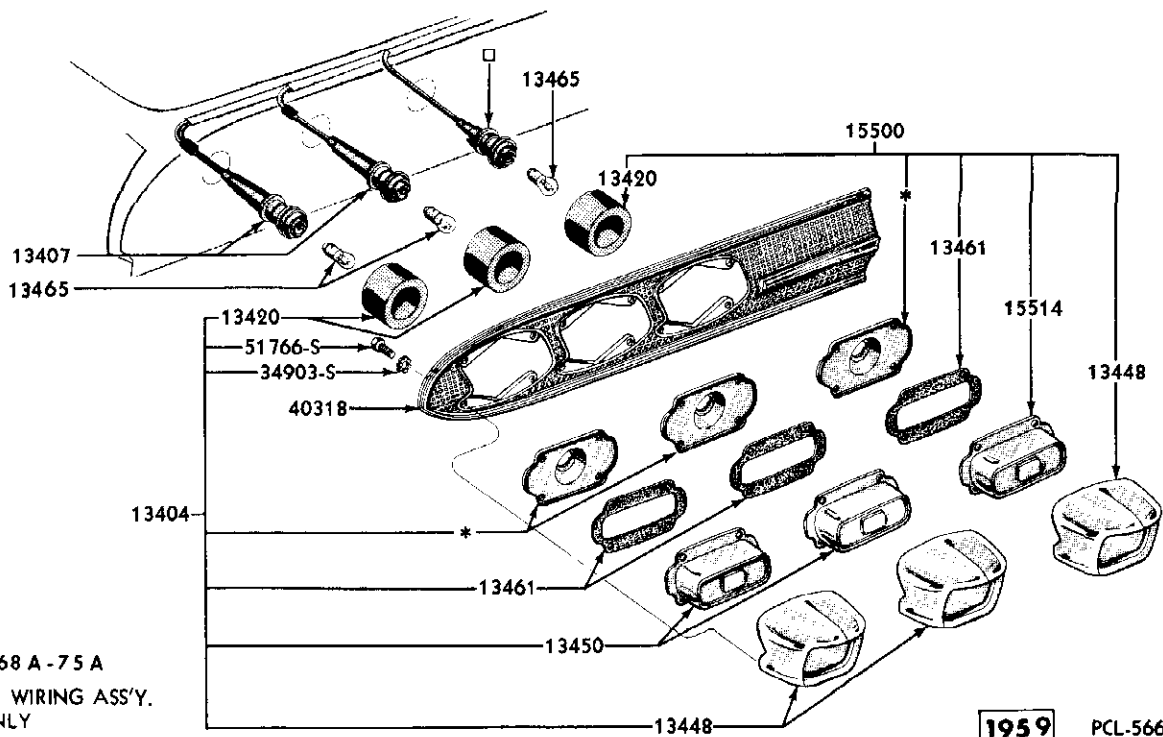
PLC-242

### REAR LAMPS & BACK-UP LAMPS - CONTINENTAL

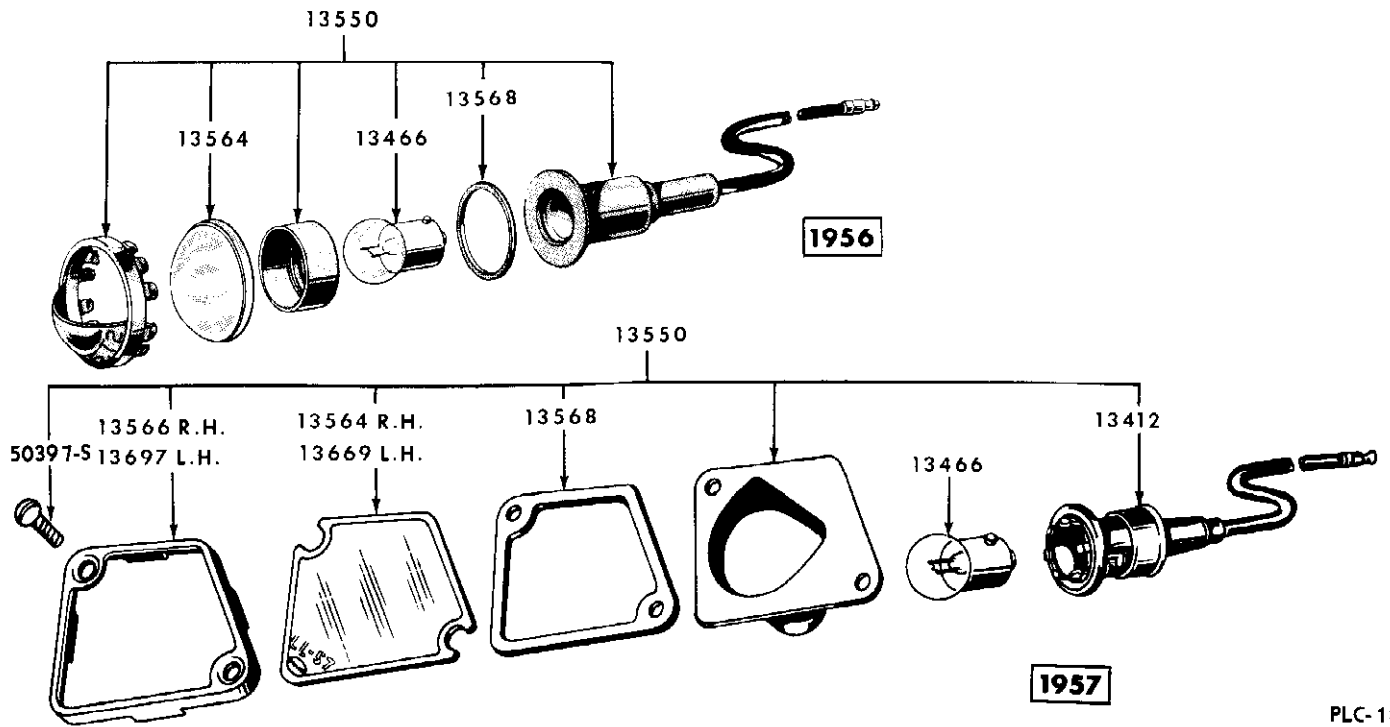


**REAR LAMPS & BACK-UP LAMPS - LINCOLN**

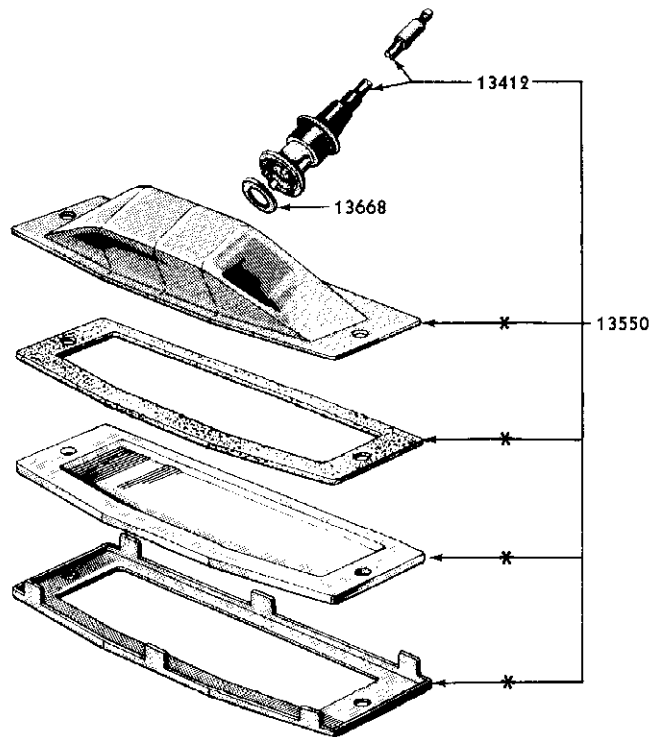
\*\*\*\*\*



**REAR LAMPS & BACK-UP LAMPS - CONTINENTAL**



PLC-185

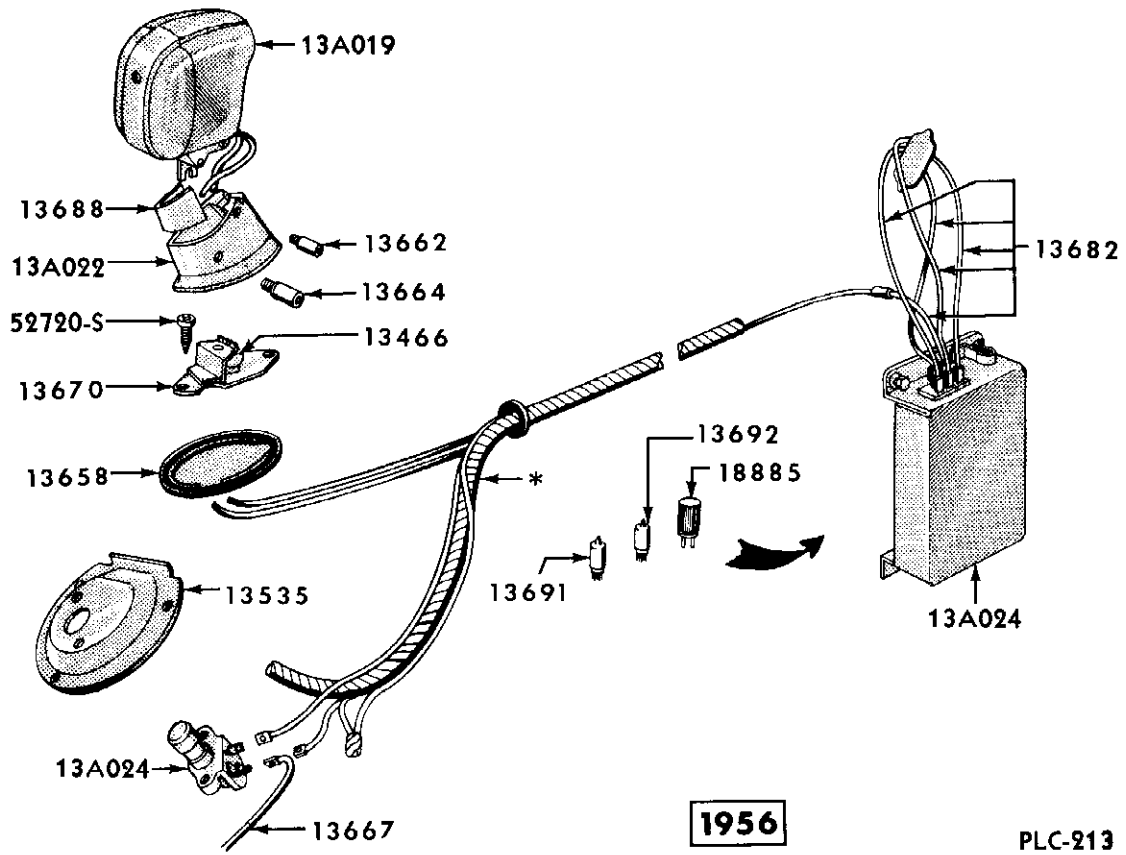


\*N.S.—SERVICED IN 13550

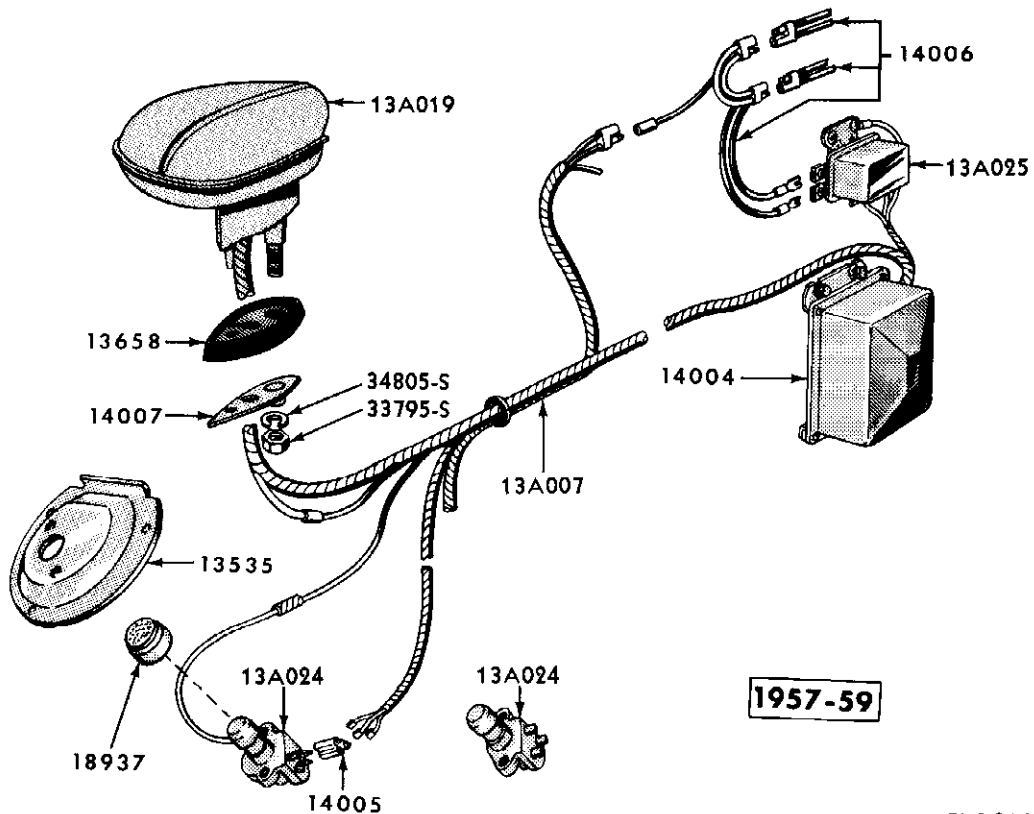
PLC-284

1958-59

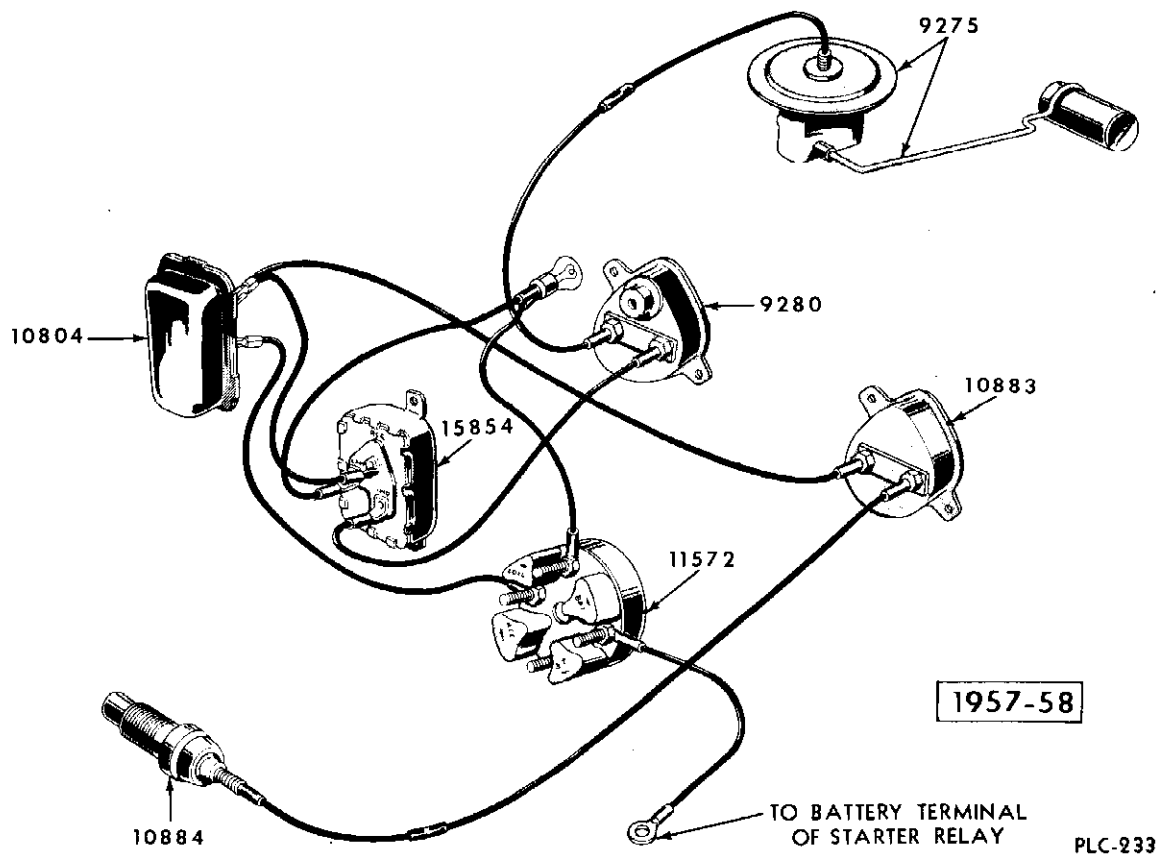
REAR LICENSE LAMP



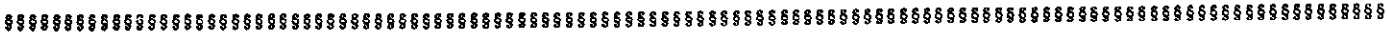
\*SERVICED IN ASSEMBLY

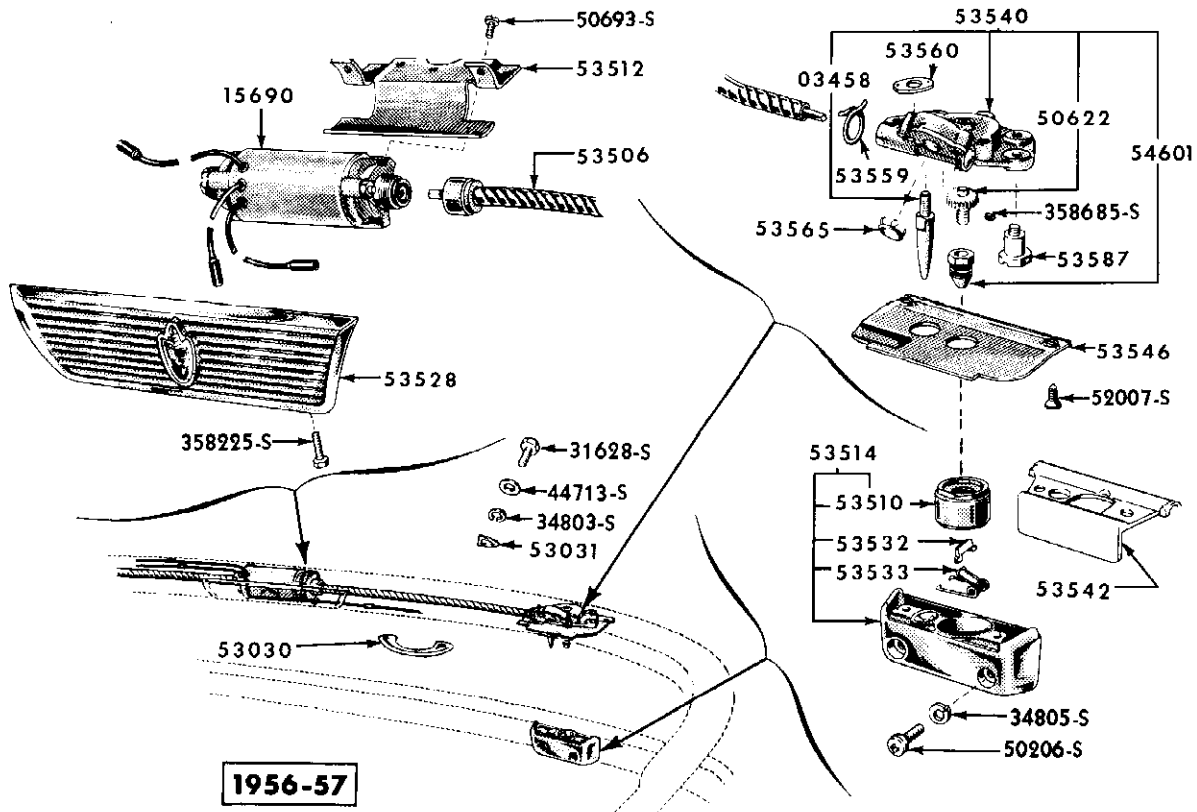


**AUTOMATIC HEADLAMP DIMMER**

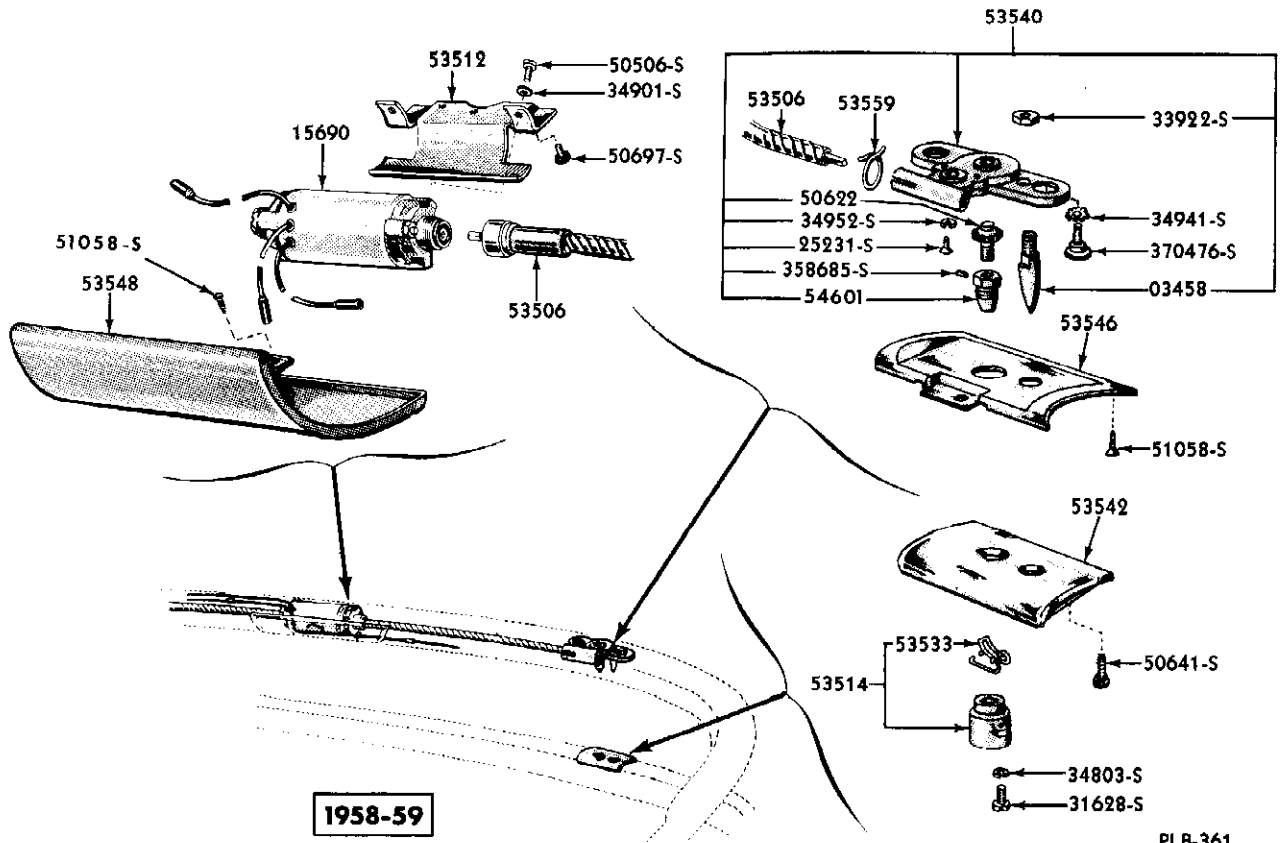
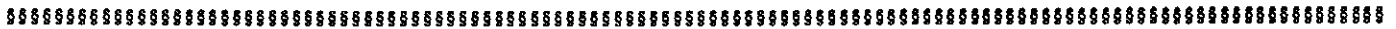


**FUEL GAUGE CIRCUIT**



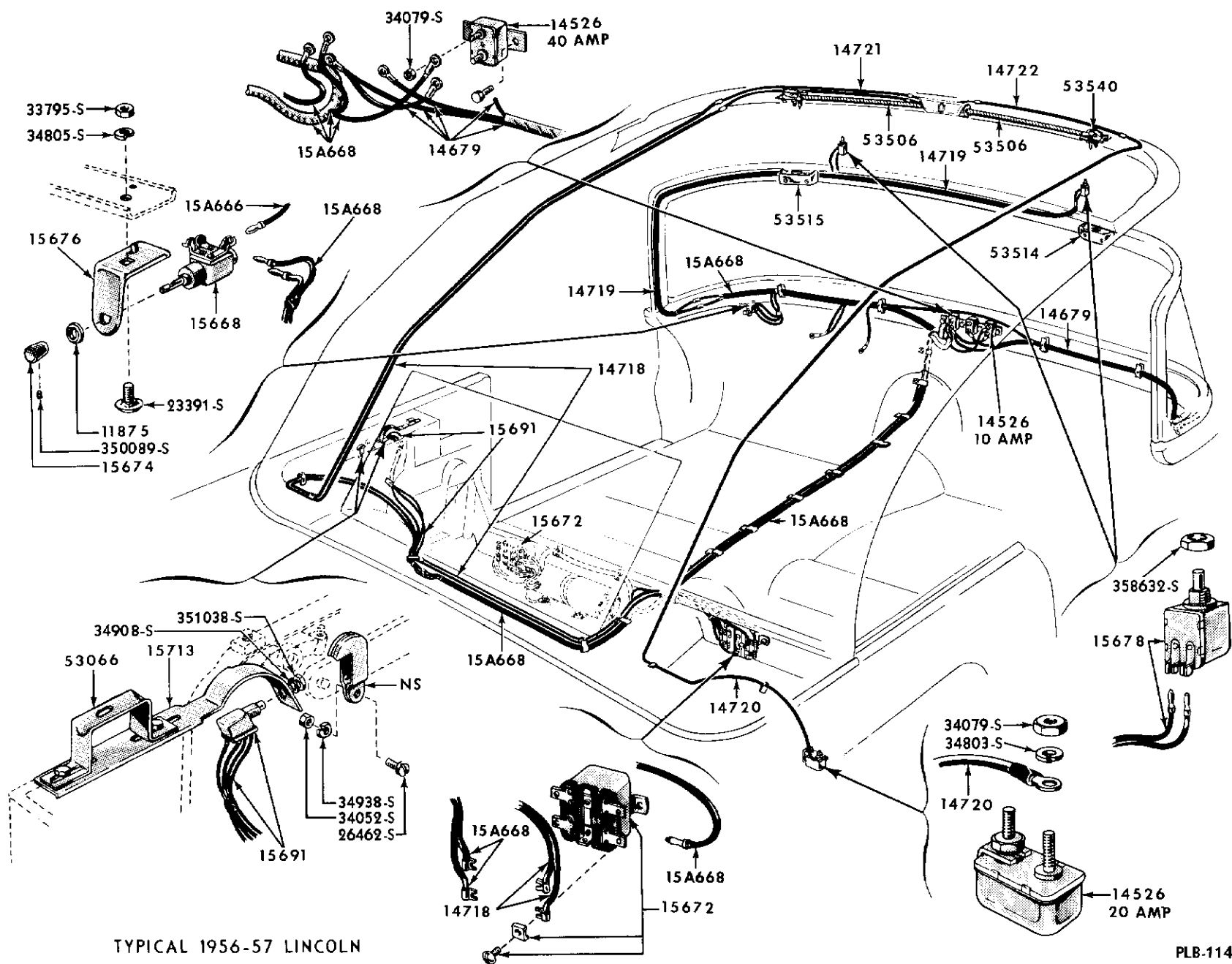


PLB-359



PLB-361

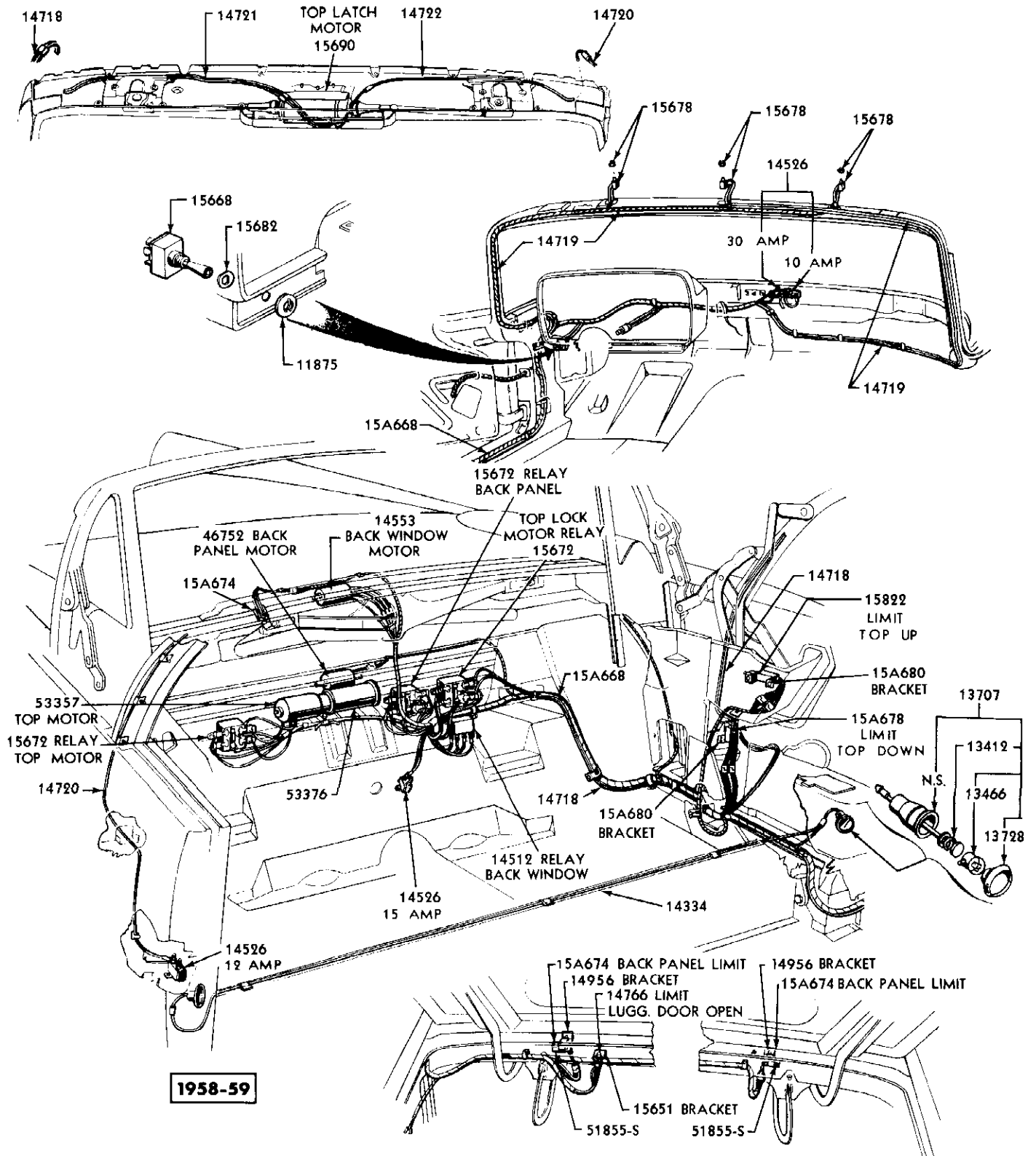
**CONVERTIBLE TOP ROBOT LOCKING MECHANISM**



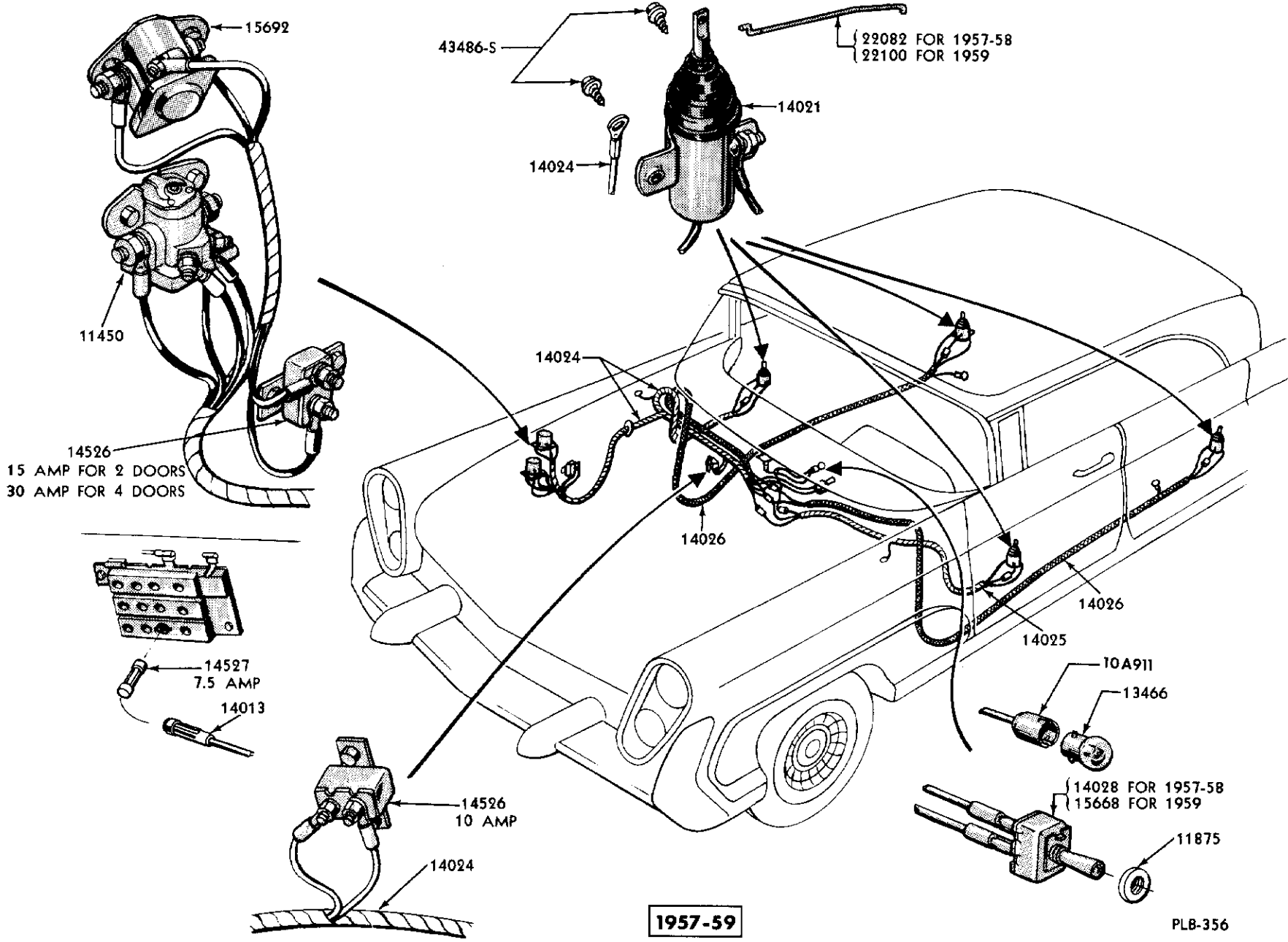
TYPICAL 1956-57 LINCOLN

### CONVERTIBLE TOP ROBOT LOCKING MECHANISM ELECTRIC WIRING

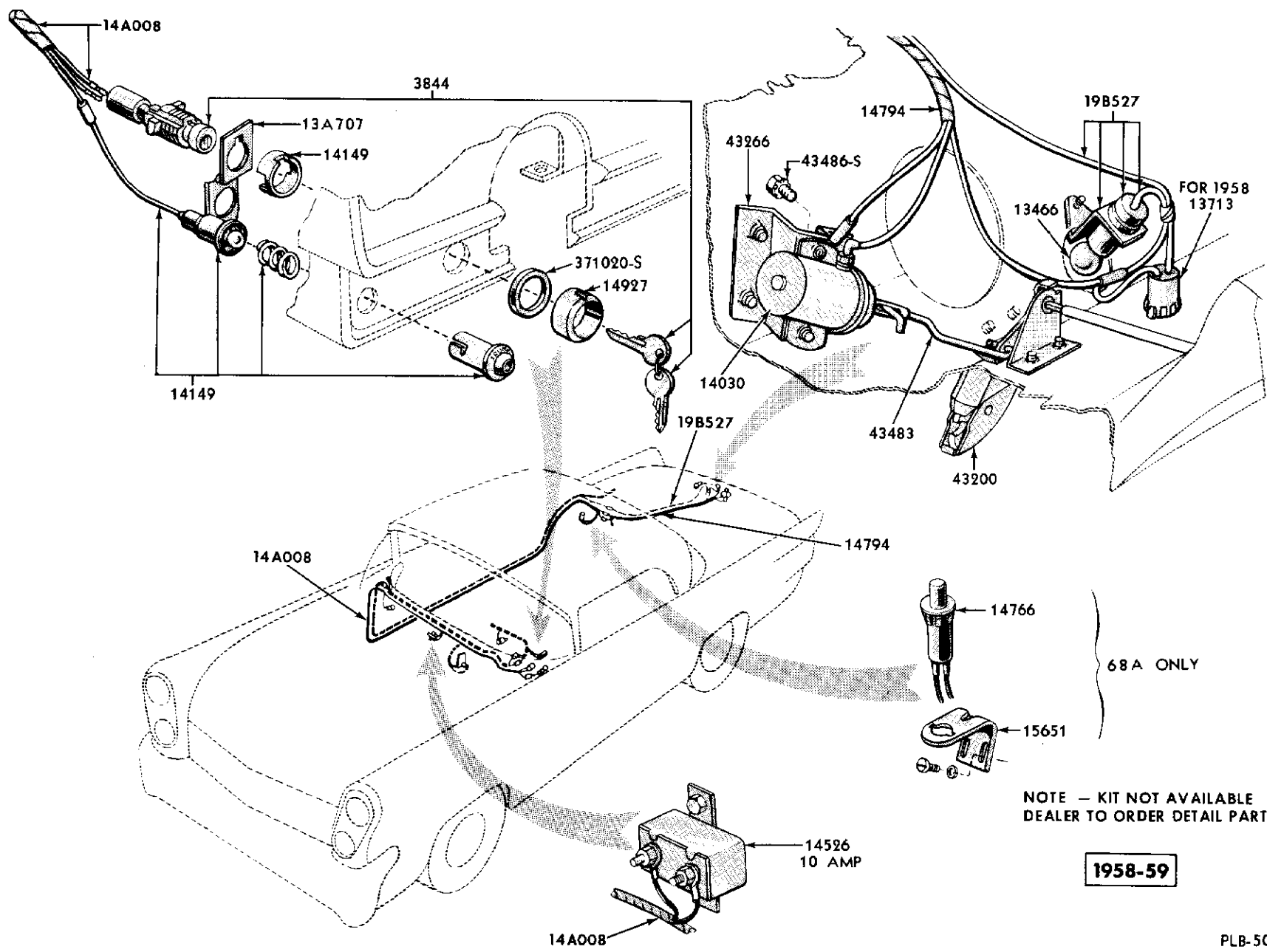




## CONVERTIBLE TOP ELECTRICAL



DOOR ELECTRIC LOCKING MECHANISM



68A ONLY

NOTE - KIT NOT AVAILABLE  
DEALER TO ORDER DETAIL PARTS

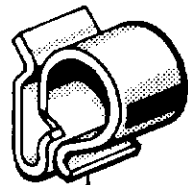
1958-59

PLB-509

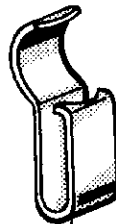
### LUGGAGE COMPARTMENT ELECTRIC LOCKING MECHANISM



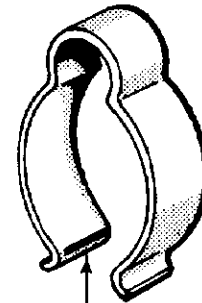
4050520




14599



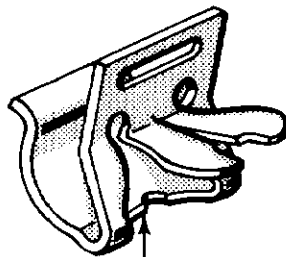
14585



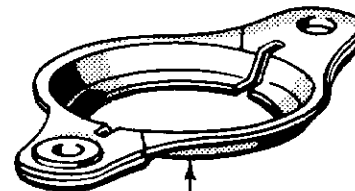
14572



14559



14197



14608



14577

PLC-212

1956-58

ELECTRICAL CLIPS & GROMMETS

# Generator

GROUP AND PART NUMBER	DESCRIPTION, SIZE, ETC.	NO. REQ'D	MODEL OR ENGINE CUBIC INCH DISPLACEMENT	YEAR 19__
<b>10002 GENERATOR (LESS PULLEY)</b>				
B6A 10002-H	15 Volt - 30 amp. - ⓈFAS-10002-D	(a) 1	368	56
B9A 10002-A	15 Volt - 30 amp. - Ⓢ2900650	1	368	56
B8HQ 10002-A	15 Volt - 40 amp.	(a) 1	368	57
PB8M 10002-A	15 Volt - 50 amp. heavy duty - use with air conditioning - Ⓢ2702152	1	430	58
FGV 10002-A	15 Volt - 40 amp. - used on models built prior to 3-2-59	(b) 1	430	58/59
B9LF 10002-A	15 Volt - 40 amp. - used on models built after 3-2-59	1	430	58/59
B6A 10002-D	15 Volt - 50 amp. - for a/cond. - prior to 6-15-59 - ⓈFCG-10002-A - American Bosch	1	430	59
B9LF 10000-B	15 Volt - 50 amp. - use on models built after 6-15-59 with a/cond. - Delco Remy	1	430	59
24070-S8	Bolt-spec. hex. hd. -7/16"-14 x 1-3/8"-generator to front and rear brackets	2	a	
33801-S8	Nut-hex. -7/16"-14 generator to front and rear brackets	2	a	
34387-S7	Lockwasher-spring-7/16"-generator to front and rear brackets	2	a	
34670-S	Nut-hex. -7/16"-14 generator to mounting bracket	2	b	
34783-S	Lockwasher-7/16"-trapezoidal-generator to mounting bracket	2	b	
350636-S	Bolt-special hex. hd. -7/16"-14 x 1-3/8" generator to mounting bracket	2	b	
<b>10005 ARMATURE (GENERATOR)</b>				
B6C 10005-A	50 Amp. - American Bosch - ⓈFCB-10005-A	1	430	58/59
B9LF 10005-A	50 Amp. - Delco-Remy	1	430	59
<b>10027 ARMATURE (GENERATOR)</b>				
FGT 10027-A		1	368	56
FGP 10027-A	Includes rear bearing assembly - 15 volt - 40 amp. generator	(a) 1	368, 430	57/59
74175-S	Key-No. 6 woodruff-attach generator pulley to armature	1	a	
351124-S	Nut-generator armature-attach generator pulley to armature	1	a	
351496-S	Lockwasher-11/16"-attach generator pulley to armature	1	a	
<b>10039 BRACKET (ALTERNATOR MOUNTING)</b>				
	See basic part number 10156			
<b>10043 KIT (GENERATOR BRUSH)</b>				
B4A 10043-A	Consists of the following - (2) FAA-10069-A brush assy. - 55/64" x 1" x 19/64" - two wire type	1	368, 430	56/58
B6C 10043-A	50 Amp. - American Bosch generator Consists of the following- (2) FCB-10069-A brush assembly	1	430	58
B6A 10043-B	With 30 and 40 amp. generators - consists of the following - (2) 2900333 brush assembly	1	430	58/59
B9TZ 10043-A	50 Amp. American Bosch generator - built prior to 6-15-59 - consists of the following - (4) COAF-10069-B brush assembly	1	430	58/59
<b>10044 SCREW (POLE PIECE)</b>				
88 10044	7/16"-14 x 21/32" (2) for generator (4) for starting motor	AR	368, 430	56/59

# Generator

GROUP AND PART NUMBER	DESCRIPTION, SIZE, ETC.	NO. REQ'D	MODEL OR ENGINE CUBIC INCH DISPLACEMENT	YEAR 19__
<b>10048 INSULATOR (GENERATOR BRUSH HOLDER RIVET)</b>				
8BA 10048-B	Use as follows - (2) for generator (4) for starter	AR	368, 430	56/59
<b>10050 PLATE (GENERATOR LESS SPACER)</b>				
B5A 10050-A	Rear - @FCV-10050-A	1	368	56
B6A 10050-C	Rear - used with 30 and 40 amp. generator - @FCU-10050-A	1	368, 430	56/59
B6C 10050-A	50 Amp. American Bosch generator - @FCB-10050	1	430	58/59
B9AZ 10050-A	Brush end for 50 amp. Delco generator - @B9LF-10129-A	1	430	59
<b>10057 SPRING (GENERATOR BRUSH)</b>				
91A 10057		AR	368, 430	56/57&59
B6C 10057-A	50 Amp. American Bosch generator - @FCB-10057-A	4	430	58/59
<b>10066 MOULDING (INSTRUMENT CLUSTER SIDE)</b>				
LED 10066-B	R. H.	1	430	58/59
LED 10066-A	L. H.	1	430	58/59
<b>10069 BRUSH (GENERATOR)</b>				
B9LF 10069-A	50 Amp. Delco-Remy generator	2	430	59
<b>10087 SPRING (GENERATOR BEARING)</b>				
FAB 10087-A		1	368	56
<b>10088 RIVET (GENERATOR &amp; STARTER LOCKING)</b>				
18 10088	1/8" x 5/32" (2) for generator (2) for starting motor	4	368, 430	56/59
<b>10094 BEARING (GENERATOR)</b>				
7RA 10094-A	Front - with rubber seal	1	368, 430	56/59
<b>10095 BEARING (GENERATOR)</b>				
B6A 10095-B	Rear - @FGP-10095-A	1	368, 430	56/59
B6C 10095-A	50 Amp. American Bosch generator - @2701921 (1) for front (1) for rear	AR	430	58/59
<b>10098 PLATE (GENERATOR FRONT BEARING RETAINER)</b>				
B6C 10098-A	50 Amp. American Bosch generator - @FCB-10098-A	1	430	58/59
B9LF 10098-A	50 Amp. Delco-Remy generator	1	430	59
<b>10104 BUSHING (GENERATOR ARMATURE)</b>				
B6C 10104-A	50 Amp. American Bosch generator - @FCB-10104-A	1	430	58/59
<b>10120 BOLT (GENERATOR &amp; STARTER THRU)</b>				
8A 10120	Hex. hd. -1/4"-20 x 6-9/16" - use with 30 amp. generator - for starting motors	(a) 2	368, 430	56/59
B6A 11091-A	@FAR-11091-A	(a) 2	368	57
8EL 10120	Used with 35 and 40 amp. generators	(b) 2	430	58/59
B9LF 10120-A	50 Amp. Delco-Remy generator	2	430	59
34905-S7	Lockwasher-internal tooth-1/4"	2	a	
358842-S2	Lockwasher-1/4"	2	b	

# Generator

GROUP AND PART NUMBER	DESCRIPTION, SIZE, ETC.	NO. REQ'D	MODEL OR ENGINE CUBIC INCH DISPLACEMENT	YEAR 19__
<b>10130 PULLEY (GENERATOR)</b>				
FDB 10130-D	Two sheave pulley	(a) 1	368	56/57
B8MF 10130-A	50 Amp. American Bosch generator	1	430	58/59
CIVF 10130-A	Two sheave pulley - 40 amp.	(a) 1	430	58/59
B9LF 10130-A	50 Amp. Delco-Remy generator	1	430	59
74175-S	Key-woodruff-5/32" x 5/8"-pulley to arm shaft	1	a	
351124-S	Nut-hex. -11/16"-20 pulley to armature shaft	1	a	
351496-S	Lockwasher-11/16"	1	a	
<b>10139 PLATE ( GENERATOR FRONT)</b>				
B6A 10139-B	⊕FAS-10139-B	1	368	56/57
B6C 10139-A	50 Amp. American Bosch generator - ⊕FCB-10139-A	1	430	58/59
B8S 10139-A	Drive end - ⊕FGV-10139-A	1	430	58/59
B9LF 10139-A	50 Amp. Delco-Remy generator	1	430	59
<b>10141 CUP (DISTRIBUTOR &amp; GENERATOR OIL)</b>				
B 10141-A	Use as follows - (1) for distributor (1) for generator	AR	368, 430	56/59
<b>10142 BAND (GENERATOR)</b>				
B6C 10142-A	50 Amp. American Bosch generator - ⊕FCB-10142-A	1	430	58/59
B9LF 10142-A	50 Amp. Delco-Remy generator	1	430	59
<b>10145 ARM (GENERATOR BELT ADJUSTMENT)</b>				
ECU 10145-A		(a) 1	368	56
ECU 10145-B	Used with a/cond.	(a) 1	368	56
ECU 10145-C	Used with a/cond.	(a) 1	368	57
PB8L 10145-B	A/cond. conversion kit	1	430	58
PB9L 10145-A	Used with 50 amp. American Bosch generator - also in 19A611 kit	1	430	58
EDG 10145-A	Standard suspension - use with 30, 35 and 40 amp. generator	(b) 1	430	58/59
EDJ 10145-A	Used with 50 amp. generator	(b) 1	430	58/59
B9LE 10145-A	Used with 50 amp. Delco-Remy generator	1	430	59
PB9M 10145-A	Use with a/cond. conversion kit and 50 amp. generator - ⊕5751470	1	430	59
20388-S8	Bolt-hex. hd. -3/8"-16 x 7/8"-adjustment arm to generator	1	a	
43514-S8	Screw and washer assy. hex. hd. -3/8"-16 x 1"	1	b	
44726-S8	Washer-flat-3/8"	1	a	
44727-S8	Washer-flat-3/8"	1	b	
<b>10148 SPACER (GENERATOR MOUNTING BRACKET) FRONT</b>				
FDH 10148-B	Used with 50 amp. generator	1	430	58
PB8M 10148-A	Used with EDG-10156-B bracket - ⊕5750163	2	430	58
B4A 10148-A	Use with COME-10039-A generator bracket with 50 amp. Delco generator - ⊕FEH-10148-A	AR	430	59
<b>10151 BRACKET (GENERATOR MOUNTING)</b>				
ECM 10151-A	Rear	(a) 1	368	56
EBJ 10151-A	Rear - use with 40 amp. generator	(a) 1	368	56/57
ECU 10151-F	Rear - use with a/cond.	(a) 1	368 except 65	57
ECU 10151-G	Rear	(a) 1	368	57
PB8L 10151-A	A/cond. conversion kit and 50 amp. generator - ⊕5751469	1	430	58/59
34807-S8	Lockwasher-3/8"	AR	a	
370392-S	Bolt-hex. hd. -3/8"-16 x 3/4"-generator rear bracket to cylinder block	AR	a	

# Generator

GROUP AND PART NUMBER	DESCRIPTION, SIZE, ETC.	NO. REQ'D	MODEL OR ENGINE CUBIC INCH DISPLACEMENT	YEAR 19__
<b>10156 BRACKET (GENERATOR FRONT)</b>				
ECU 10156-A	Front	(a) 1	368	56/57
EDG 10156-B	Front - used with 35 and 40 amp. generator	(a) 1	430	58/59
B9LE 10039-A		1	430	59
COME 10039-A	Used with 50 amp. Delco-Remy generator - also use B4A-10148-A spacer	1	430	59
20514-S7	Bolt-hex. hd. -3/8"-16 x 1-7/8"-generator front bracket to cylinder front cover	2	a	
34807-S8	Lockwasher-3/8"	2	a	
<b>10163 RING (GENERATOR BEARING STOP)</b>				
01A 10163	1-43/64" O. D. x 3/64" thick	1	368, 430	56/59
B6C 10163-A	50 Amp. American Bosch generator - @FCB-10163-A	1	430	58/59
<b>10170 SHIELD (GENERATOR SPLASH)</b>				
B9MM 10170-A	Plastic	1	430	58/59
<b>10175 COIL (GENERATOR FIELD)</b>				
B9A 10175-A	Use only with PB8M-10002-B generator - @2900619	1	368	56/57
B6A 10175-B	(2) Coils - @FAS-10175-B	1	368, 430	58/58
B6C 10175-A	50 Amp. American Bosch generator - @FCB-10175-A	1	430	58/59
B9LF 10175-A	15 Volt - 40 amp. - use with B9LF-10002-A generator	1	430	59
B9LF 10191-B	R. H. - used with 50 amp. Delco-Remy generator	1	430	59
B9LF 10192-B	L. H. - used with 50 amp. Delco-Remy generator	1	430	59
<b>10195 SLEEVING (GENERATOR FIELD COIL LEAD INSULATING)</b>				
81A 10195	2-45/64" long	1	368	56
7RA 10195-A	1-1/2" long	1	368	56/57
PB6M 10195-A	4.00" long - @2900556	AR	430	58/59
<b>10202 INSULATOR (GENERATOR TERMINAL)</b>				
01A 10202		1	368	56
B6A 10202-A	@FCU-10202-A	1	368	56/57
		1	430	59
<b>10206 INSULATOR (GENERATOR FRAME TO OUTER COIL)</b>				
81A 10206		1	368, 430	56/59
B6C 10206-A	Bushing - use with 50 amp. American Bosch generator - @FCB-10206-A	1	430	58/59
<b>10208 INSULATOR (GENERATOR END PLATE)</b>				
81A 10208	Inner	1	368, 430	56/59
<b>10211 SCREW (GENERATOR REAR END PLATE TERMINAL)</b>				
01A 10211		(a) 1	368, 430	56/59
34079-S8	Nut-hex. -No. 10-32-screw terminal to frame	2	a	
34081-S8	Nut-1/4"-28 hex. -attach terminal to rear end plate	2	a	
44713-S8	Washer-flat-No. 10-screw terminal to frame	3	a	
356210-S8	Washer-flat-9/32 I. D. x 9/16" O. D. -screw to end plate	1	a	
370196-S8	Washer-1/4"-flat-attach terminal to rear end plate	1	a	
<b>10215 CABLE (GENERATOR ARMATURE TERMINAL TO BRUSH HOLDER)</b>				
B6C 10215-A	50 Amp. American Bosch generator - @FCB-10215-A	1	430	58/59



# Generator

GROUP AND PART NUMBER	DESCRIPTION, SIZE, ETC.	NO. REQ'D	MODEL OR ENGINE CUBIC INCH DISPLACEMENT	YEAR 19__
<b>10254 NUT (GENERATOR PULLEY)</b>				
B9LF 10254-A	50 Amp. Delco-Remy generator	1	430	59
<b>10255 COLLAR (GENERATOR SHAFT)</b>				
B9LF 10255-A	Fan spacer-used with 50 amp. -Delco-Remy gen.	1	430	59
<b>10300 ALTERNATOR</b>				
B9LF 10300-A	50 Amp.	1	430	59
<b>10A307 BRACKET (ALTERNATOR LOCATOR)</b>				
B9LF 10A307-A		2	430	59
<b>10309 BRACKET (RECTIFIER MOUNTING)</b>				
B9LF 10309-A		1	430	59
<b>10339 SUPPORT (RECTIFIER MOUNTING BRACKET)</b>				
B9LF 10339-A		1	430	59
<b>10504 BRACKET (GENERATOR REGULATOR MOUNTING)</b>				
B9LF 10504-B	Used with a/cond. and/or 50 amp. American Bosch generator	1	430	58/59
<b>10505 REGULATOR (GENERATOR)</b>				
B6A 10505-A	15 Volt - 30 amp. - ⊕FAP-10505-B	(a) 1	368	56
B7A 10505-B	15 Volt - 30 amp. - ⊕2700015	1	All	56
PB7M 10505-A	15 Volt - 40 amp. - ⊕2900563	(a) 1	368, 430	57/59
B6A 10505-B	15 Volt - 50 amp. - heavy duty	1	430	58
B6A 10505-C	15 Volt - 50 amp. heavy duty American Bosch generators built prior to 6-15-59 - ⊕FAY-10505-B	1	430	58/59
B9LF 10505-A	15 Volt - 50 amp. with a/cond. and B9LF-10000-B Delco-Remy generator built after 6-15-59	1	430	59
42143-S8	Screw-No.14-10 x 3/4" hex. w/hd. tap	3	a	
<b>10540 ARMATURE (GENERATOR REGULATOR CUTOUT &amp; VOLTAGE LIMITER)</b>				
B6A 10540-A	Cutout - with contact point on level plane - ⊕FAP-10540-A	1	368	56
B6A 10551-B	Voltage - limiter - with contact point on step plane ⊕FAP-10551-A	1	368	56
<b>10568 PLATE (REGULATOR HINGE SPRING REINFORCEMENT)</b>				
8A 10568-A		3	368	56
<b>10570 RESISTOR (GENERATOR REGULATOR FIELD)</b>				
B6A 10570-A	1-21/32" long - ⊕FAP-10570-B	1	368	56
<b>10594 RESISTOR (GENERATOR REGULATOR ABSORBING)</b>				
B6A 10594-A	⊕FAP-10594-A	1	368	56
<b>10602 FUSE (GENERATOR REGULATOR)</b>				
B9LF 10602-A	70 Amp. - must be used with B9LF-10505-A 50 amp. regulator	1	430	59
<b>10623 GASKET (REGULATOR COVER)</b>				
51A 10623		1	All	56
<b>10653 POINT (GENERATOR REGULATOR VOLTAGE LIMITER CONTACT POST)</b>				
B6A 10653-A	⊕FAM-10653-A	2	All	56

# Battery And Battery Carrier

GROUP AND PART NUMBER	DESCRIPTION, SIZE, ETC.	NO. REQ'D	MODEL OR ENGINE CUBIC INCH DISPLACEMENT	YEAR 19__
<b>10654 KIT - BATTERY (CHARGED &amp; DRY)</b>				
B9A 10654-E	⊕COMY-10655-A - consists of the following - (1) 2702378 battery and containers of electrolyte ☆ 1956-57 all heavy duty ☆ 1958 all standard equipment electrolyte - 12 volt - 78 plate - 70 amp hours	1	All☆	56/58
<b>10655 KIT (BATTERY)</b>				
HHK 10655-A	Kit consists of - (1) FDU-10655-C battery and containers of electrolyte - 12 volt - 78 plate - 70 amp hours	1	All	56/59
HJK 10655-A	Kit consists of - (1) FFC-10657-A battery and container of electrolyte - 12 volt - 102 plate - 72 amp hours heavy duty	1	All	58/59
<b>10670 INDICATOR (GENERATOR CHARGE)</b>				
B8LY 10670-A	Gray - ⊕FFC-10850-B	1	All	58
		1	53A, B, 57A, B, 63A, B	59
B9LY 10670-A	Gold - ⊕2700036, ⊕PB9L-10850-A	1	54A, 65A, 68A, 75A	59
<b>10A686 CLAMP (BATTERY HOLD DOWN)</b>				
B6LY 10A686-A	5-11/16" wide - ⊕BY-10716-A	1	All	56/57
BAK 10718-A	16" x 5-1/2"	1	All	56/59
<b>10718 CLAMP (BATTERY HOLD DOWN)</b>				
	See basic part number 10A686			
<b>10741 BRACE (BATTERY HOLD DOWN CLAMP)</b>				
BAK 10741-A	9" long with slotted end	1	All	58/59
<b>10746 SHIELD (BATTERY)</b>				
BAK 10746-A	Battery tray	1	All	58/59
<b>10756 BOLT (BATTERY CLAMP)</b>				
B6S 10756-A	8-1/2" long - ⊕BAK-10756-A	(a) 2	All	58/59
	44724-S Washer-flat-5/16"	2	a	
	353368-S NS-screw-wing-5/16"-24 x 1-13/16" long improvise locally	2	a	
	353418-S Nut-caged-5/16"-24	2	a	
<b>10767 CLIP (BATTERY HOLD DOWN) INNER</b>				
BY 10767-A	(1) 7/16" hole	1	All	56/57
<b>10770 CLIP (BATTERY HOLD DOWN) OUTER</b>				
BY 10770-A	1-21/32" long x 1-15/64" wide	1	All	56/57
<b>10774 INSULATOR (BATTERY HOLD DOWN CLAMP)</b>				
B8E 10774-A	Rubber - ⊕BN-10774-A	2	All	58/59

## Instruments

<b>10804 REGULATOR (INSTRUMENT CLUSTER VOLTAGE)</b>				
FEL 10804-A	1-3/32" x 2-3/16" (2) terminals	1	All	57
B9LF 10804-A	Alternate with FFC-10804-B	1	All	59
<b>10838 HOUSING &amp; COVER (INSTRUMENT CLUSTER UPPER)</b>				
FDU 10841-BP	Housing assembly	1	All	56
FDU 10838-BE	Housing assembly - black scotch grain	1	All	56/57
FFC 10838-C	Housing assembly	1	All	58
PB9L 10838-A	Black - scotch grain - paint to match - ⊕2702931(017)	1	All	59

# Instruments

GROUP AND PART NUMBER	DESCRIPTION, SIZE, ETC.	NO. REQ'D	MODEL OR ENGINE CUBIC INCH DISPLACEMENT	YEAR 19__
<b>10843 PLATE (INSTRUMENT CLUSTER BACK)</b>				
FDU 10843-A	Plate - 24-51/64" long	1	All	56
FEL 10843-A	Plate (a)	1	All	57
FFC 10843-D	Black	1	All	58
PB9L 10843-A	Gold - @2700042	1	53A, B, 57A, B, 63A, B	59
41999-S7	Screw-hex. hd. tap. - No. 8-15 x 3/8"	13	54A, 65A, 68A, 75A	59
44710-S7	Washer-flat-No. 10	13	a	
<b>10A851 HOUSING (INSTRUMENT &amp; CONTROL)</b>				
B6LY 10A851-A	Lower - @FDU-11827-BP (a)	1	All	56
B7LY 10A851-A	Lower - @FDU-11827-CP (a)	1	All	57
B9LF 10A851-AE	Lower - black scotch grain - paint to match	1	All	59
352419-S34	Stud-thread-screw-No. 10-24 x 13/16"	2	a	
<b>10852 BEZEL (INSTRUMENT CLUSTER CONTROL SWITCHES)</b>				
FDU 10852-A	Use as follows - (1) for light switch (1) for instrument panel lamp switch (1) for radio antenna switch (1) for windshield wiper control (1) for dome lamp	5	All	56/57
<b>10852 BEZEL (ANTENNA SWITCH)</b>				
FDU 10852-A		1	All	56/57
<b>10852 BEZEL (DOME LAMP SWITCH)</b>				
FDU 10852-A	Chrome finish - 27/32" O. D. - located at instrument panel	1	All except 76	56/57
<b>10A870 COVER (INSTRUMENT CLUSTER)</b>				
B8LY 10A870-A	Black - paint to match - @FFC-11825-BC	1	All	58/59
<b>10883 INDICATOR (TEMPERATURE)</b>				
FDU 10883-A	Gold dial with "WHITE GRADUATIONS"	1	All	56
FEL 10883-B		1	All	57
B9FL 10883-A	Gray	1	53A, B, 57A, B, 63A, B	58/59
B9FL 10883-B	Gold	1	54A, 65A, 68A, 75A	59
<b>10884 BULB (ELECTRIC HEAT INDICATOR)</b>				
B6A 10884-A	@FDT-10884-A	1	368	56
B7A 10884-B	Use with manifold with 3/8"-18 threaded hole - @FEK-10884-A	1	368	57
B7A 10884-A	Use with manifold with 1/4"-18 threaded hole - @FEG-10884-B	1	368, 430	57/59
<b>10886 SPACER (INSTRUMENT CLUSTER)</b>				
FDU 10886-AP	Die casting - 25-13/32" long	1	All	56/57
<b>10887 DIAL (INSTRUMENT CLUSTER)</b>				
FDU 10887-A	Main - 24-15/16" long - w/speedometer numerals	1	All	56
FEL 10887-A	Clear	1	All	57
FFC 10887-D	Main - clear plastic with speedometer numerals	1	All	58
PB9L 10887-A	@2702946	1	All	59
<b>10890 MASK (INSTRUMENT CLUSTER)</b>				
FDU 10894-A	24-7/16" long - with diamond pattern texture	1	All	56
FEL 10894-B		1	All	57
FFC 10890-C	Gray	1	All	58
PB9L 10890-A	Gold - @2700040	1	53A, B, 57A, B, 63A, B	59
		1	54A, 65A, 68A, 75A	59

# Instruments

GROUP AND PART NUMBER	DESCRIPTION, SIZE, ETC.	NO. REQ'D	MODEL OR ENGINE CUBIC INCH DISPLACEMENT	YEAR 19__
<b>10A901 JEWEL (INDICATOR WARNING LIGHT)</b>				
B7LY 10A901-A	Parking brake - ⊕FEL-13605-B	1	All	57
FEL 13604-B	Generator	1	All	57
<b>10905 CLIP (INSTRUMENT CLUSTER SPACER)</b>				
FDU 10905-A	Steel-chrome plate - 27/64" wide x 19/64" high	5	All	56
<b>10A911 LAMP (DOOR LOCK WARNING)</b>				
B7LY 10A911-A	Assembly includes socket and wire - lens and bulb - ⊕FEL-14013-C (a)	1	All	57
B8LY 10A911-A	Assembly includes socket and wire - ⊕FFC-14013-A (a)	1	All	58
B9LY 10A911-A	Assembly includes socket and wire - ⊕B9FL-14013-A (a)	1	All	59
B6A 13466-A	Bulb - 12-16 volts - S. C. 2 C. P. - ⊕19B-13466	1	a	
B6A 14527-A	Fuse - 7.5 amps - ⊕FDR-15398	1	a	
<b>10A919 BRACKET (INSTRUMENT CLUSTER SUPPORT)</b>				
B8LY 10A919-A	⊕FFC-10803-A	1	All	58/59
<b>10952 MEDALLION (INSTRUMENT CLUSTER)</b>				
FDU 10952-A	Chrome V with "GOLD KNIGHTS HEAD" (1) for instrument cluster (1) for tissue dispenser	2	All	56
<b>10966 DIAL (INSTRUMENT CLUSTER)</b>				
FDU 10966-A	Housing - 25-11/32" long	1	All	56
FEL 10966-A	Dial	1	All	57
FEL 10966-B	Dial - used with air conditioning	1	All except 76	57
<b>10967 PLATE &amp; MASK (CONTROL PANEL FINISH)</b>				
FDU 10967-A	Mask - housing - 25-23/64" long - with gold finish (a)	1	All	56
FEL 10967-B	Mask - housing (a)	1	All	57
52711-S13	Screw-cr. pan hd. tap-No. 4-24 x 1/4" mask to instrument control lower housing	13	a	
<b>10968 PLATE &amp; RETAINER (INSTRUMENT CONTROL BACK)</b>				
FDU 10968-A	Plate	1	All	56
FEL 10968-A	Plate (a)	1	All	57
41999-S7	Screw-hex. hd. tap.-No. 8-15 x 3/8"	13	a	
44710-S7	Washer-flat-No-10	13	a	
<b>Starter</b>				
<b>11002 STARTING MOTOR (LESS DRIVE PIN)</b>				
FAY 11002-A	12 Volt (a)	1	All	56/58
PB6M 11002-A	12 Volt - use with COLF-11130-B plate - ⊕2900557	1	368, 430	56/58
34781-S7	Lockwasher-5/16"-trapezoidal spring-attach	3	a	
34806-S8	Lockwasher-spring-5/16" starting motor to flywheel	3	a	
355476-S2	Bolt-hex. hd. shoulder-5/16"-18 x 1"-starter to flywheel housing	3	a	
<b>11005 ARMATURE (STARTING MOTOR)</b>				
B6A 11005-B	⊕FAC-11005-B	1	368, 430	56/59
<b>11036 WASHER (STARTER ARMATURE THRUST)</b>				
18 11036	21/32" I. D. x 1-1/8" O. D.	2	368, 430	56/59

# Starter

GROUP AND PART NUMBER	DESCRIPTION, SIZE, ETC.	NO. REQ'D	MODEL OR ENGINE CUBIC INCH DISPLACEMENT	YEAR 19__
<b>11049 PLATE (STARTER MOTOR BRUSH END)</b>				
B4A 11049-A	Front - ⊕FAA-11049-A (a)	1	368, 430	56/59
354174-S88	Rivet-1/8" x 7/32"-oval hd. -semi-tubular-attach non-insulated brush holder to end plate	2	a	
<b>11052 BEARING (STARTER BRUSH END PLATE)</b>				
18 11052	Front - 5/8" I. D. x 3/4" O. D. x 9/16" long	1	368, 430	56/59
<b>11055 BRUSH (STARTER)</b>				
18 11055	NS-Serviced in 18-11057 kit	2	368, 430	56/58
18 11056	NS-Serviced in 18-11057 kit (a)	2	368, 430	56/58
25231-S7	Screw-flat hd. No. 10-32 x 1/2"- ground brush to frame	2	a	
<b>11057 KIT (STARTER BRUSH)</b>				
18 11057	Consists of the following - (2) 18-11055 brush (2) 18-11056 brush	AR	368, 430	56/59
<b>11059 SPRING (STARTING MOTOR BRUSH)</b>				
B 11059		4	368, 430	56/59
<b>11062 INSULATOR (STARTER BRUSH HOLDER)</b>				
B 11062		2	368, 430	56/59
<b>11069 RIVET (GENERATOR BRUSH END PLATE)</b>				
18 11069		2	368	56
<b>11069 RIVET (STARTER BRUSH END PLATE)</b>				
18 11069	1/8" x 13/32"	8	368	56
<b>11083-90 COIL (STARTING MOTOR FIELD)</b>				
70 11083	L. H. - with insulated brush	1	368, 430	56/59
70 11085	R. H. - with insulated brush	1	368, 430	56/59
B6A 11090-B	Shunt - upper - ⊕FAR-11090-B	1	368, 430	56/59
<b>11093 WASHER (STARTER FIELD TERMINAL)</b>				
B5A 11093-A	.69" O. D. with oblong center hole - ⊕FAA-11093-A	1	All	56/59
<b>11094 WASHER (STARTER FIELD TERMINAL INSULATING)</b>				
18 11094-B	Fibre - .33" I. D. - .79" O. D. - .11" thick	1	All	56/59
<b>11095 WASHER (STARTING FIELD TERMINAL SCREW)</b>				
B5A 11095-A	11/32" I. D. - .675" O. D. - ⊕FAA-11095-A	1	All	56/59
<b>11102 TERMINAL (STARTING MOTOR FIELD)</b>				
B6A 11102-A	Copper - ⊕FAR-11102-A (a)	1	368	56/57
B8A 11102-A	⊕70-11102-B	1	368, 430	56/59
33798-S8	Nut-hex. -5/16"	1	a	
33923-S8	Nut-check-5/16"-24-starter field terminal to starter frame	1	a	
34806-S7	Lockwasher-5/16"	1	a	
<b>11107 BUSHING (STARTER FIELD TERMINAL INSULATOR)</b>				
18 11107-B	Fibre - .49" long with oblong center hole	1	368, 430	56/59
<b>11114 SLINGER (GENERATOR ARMATURE BEARING OIL)</b>				
B6C 11114-A	50 Amp. American Bosch generator - ⊕FCB-11114-A	1	All	58/59

# Starter

GROUP AND PART NUMBER	DESCRIPTION, SIZE, ETC.	NO. REQ'D	MODEL OR ENGINE CUBIC INCH DISPLACEMENT	YEAR 19__
<b>11126 BAND (STARTER COVER)</b>				
BITZ 11126-A		(a) 1	368, 430	56/59
27161-S	Screw-rd. hd. -No. 10-32 x 1-1/4"	1	a	
27177-S8	Screw-rd. hd. -No. 10-32 x 1-1/2"-starter cover band	1	a	
34079-S7	Nut-hex. -No. 10-32-starter band	1	a	
34141-S8	Nut-square-No. 10-32	1	a	
<b>11130 PLATE (STARTER REAR END)</b>				
COLF 11130-B		(a) 1	368, 430	56/59
354174-S88	Rivet-1/8" x 7/32"-oval hd. -semi-tubular-attach non-insulated brush holder to end plate	2	a	
<b>11135 BEARING (STARTER REAR END PLATE)</b>				
1CM 11135-A	Sintered copper - .628" I.D. - .815" O.D. - 1.48" long	1	All	56/59
<b>11350 DRIVE (STARTER MOTOR)</b>				
1CM 11350-C	Stamped "D" - 4.77" long	1	368, 430	56/59
<b>11365 PIN (STARTER DRIVE PINION)</b>				
52 11365-B	1.10" overall length	1	All	56/59
<b>11450 RELAY (STARTING MOTOR)</b>				
B6A 11450-A	12 Volt - @FDR-11450-A	(a) 1	All	56/59
31497-S8	Screw-hex. hd. tap-No. 14-10 x 1/2"	2	a	
34803-S7	Lockwasher-No. 10	2	a	
<b>11504 SWITCH (AUXILIARY STARTER) VACUUM</b>				
FEL 11504-B		1	All	57/58
<b>11505 RELAY (AUXILIARY STARTER)</b>				
FDT 11505-A		(a) 1	All	57/58
31497-S8	Screw-hex. washer hd. tap. -No. 14-10 x 1/2"	2	a	
<b>11506 WIRING (AUXILIARY STARTER SWITCH TO NEUTRAL SWITCH)</b>				
FEL 11506-A		1	All	57
FFC 11506-B		1	All	58
<b>11515 FILTER (AUXILIARY STARTER) ACCESSORY</b>				
FDL 11515-A	Also serviced in 11508 kit	1	All	56
<b>11572 SWITCH (IGNITION)</b>				
B5A 11572-A	(3) terminals - @FDH-11572-A	1	All	56/59
<b>11581 SPRING (IGNITION SWITCH RETAINING)</b>				
1A 11581-B	9/16" free length	1	All	56/58
<b>11582 CYLINDER (IGNITION LOCK)</b>				
BAK 11582-A	With keys	1	All	58
B9LB 11582-A		1	All	59
<b>11584 BEZEL (IGNITION SWITCH)</b>				
FDU 11584-A	1-3/32" I. D.	1	All	56/57
FFC 11584-A	13/32" I. D. x 7/8" O. D.	1	All	58/59
<b>11585 RETAINER (IGNITION SWITCH BEZEL)</b>				
FDU 11585-A		1	All	56/57
<b>11A645 ROTOR (LIGHTING SWITCH)</b>				
B9AF 11A645-A		1	All	58/59

# Starter

GROUP AND PART NUMBER	DESCRIPTION, SIZE, ETC.	NO. REQ'D	MODEL OR ENGINE CUBIC INCH DISPLACEMENT	YEAR 19__
<b>11A646 SPRING (LIGHTING SWITCH ROTOR)</b>				
B9AF 11A646-A		1	All	58/59
<b>11650 NUT (LIGHTING SWITCH)</b>				
FFC 11650-A	Also use in lighting switch dome & courtesy lamps	1	All	58/59
<b>11654 SWITCH (LIGHTING)</b>				
FDU 11654-D	12 volt - toggle type with (5) terminals	1	All	56
FEL 11654-A		1	All	57
FEW 11654-C	Located at instrument panel - assembly is less knob - insert and nut	1	All	58/59
<b>11661 KNOB &amp; INSERT (LIGHTING SWITCH)</b>				
FDU 11661-A		1	All	57
FFC 11661-D	Chrome finish - located at instrument cluster	1	All	58
FFC 11661-E	Chrome second type design - round - 3 winged type	1	All	58/59
<b>11692 SPRING (LIGHTING SWITCH RHEOSTAT TENSION)</b>				
FEK 11692-A		1	All	57/58
<b>11693 SEAT (LIGHTING SWITCH RHEOSTAT TENSION SPRING)</b>				
FEK 11693-A		1	All	57/58
<b>11875 BEZEL (INSTRUMENT CLUSTER CONTROL SWITCHES)</b>				
FFC 11875-A	Use as follows (1) For convertible top switch (1) For courtesy lamp switch (1) For door lock switch (1) For electrical door lock (1) For top control knob (1) For electric antenna switch	AR	All	58/59

# Distributor

<b>12000 KIT (DISTRIBUTOR REPAIR)</b>				
B7A 12000-A	Consists of the following - (1) FEK-12171-A arm and breaker (1) FEK-12200-A rotor (1) FEK-12300-A condenser Used with ball bearing type breaker plate distributors only	1	All	57/59
<b>12029 COIL (IGNITION)</b>				
B6A 12029-B	12 volts - must be used with B7A -12250-A (a) ⊕FAC-12029-A	1	All	56/59
34079-S8	Nut-hex. -No. 10-32	2	a	
34803-S7	Lockwasher-No. 10 spring	2	a	
34906-S8	Lockwasher-5/16"	2	a	
41257-S8	Screw-hex. hd. tap-No. 10	1	a	
50191-S7	Bolt-5/16"-24 x 7/8"-coil and strap to dash panel	2	a	
<b>12044 STRAP (IGNITION COIL)</b>				
B5A 12044-A	⊕FDT-12044-A (a)	1	368	56/57
B8S 12043-A	Assembly - ⊕FFC-12043-A (b)	1	All	58/59
27177-S8	Screw-rd. hd. -No. 10-32 x 1-1/2"-strap to coil	1	a	
34079-S8	Nut-hex. No. 10-32-strap to coil	1	a	
41257-S8	Screw-hex. hd. tap. -No. 10-32 x 1-1/2"-attach ignition coil to coil strap	1	b	

# Distributor

GROUP AND PART NUMBER	DESCRIPTION, SIZE, ETC.	NO. REQ'D	MODEL OR ENGINE CUBIC INCH DISPLACEMENT	YEAR 19__
<b>12106 HOUSING (DISTRIBUTOR TERMINAL)</b>				
FAB 12106-A		1	368	56
B7A 12106-A	⊕FEK-12106-A	1	All	57/59
<b>12111-2 BRACKET (IGNITION CABLE MOUNTING)</b>				
FAA 12111-A	R. H. (a)	1	368	56/57
FAA 12112-A	L. H. (a)	3	368	56/57
20328-S	Bolt-hex. hd. -3/8"-16 x 5/8"-spark plug wires and bracket to cylinder head	1	a	
34807-S8	Lockwasher-3/8"	1	a	
42719-S	Bolt and washer assy. -hex. hd. -5/16"-18 x 5/8"-spark wires and bracket to cylinder block	2	a	
<b>12113 INSULATOR (DISTRIBUTOR TO SPARK PLUG WIRE)</b>				
2N 12113	Also serviced in 12259 kit	AR	All	56/59
<b>12120 BUSHING (DISTRIBUTOR BASE)</b>				
7RA 12120-A	Upper - 15/32" I. D. x 3/4" O. D. x 1-3/4" long bronze	1	368	56
B8QH 12120-A	Upper - 15/32" I. D. x 3/4" O. D. x 1-3/4" long ⊕FFD-12120-B	1	All	57/59
<b>12127 DISTRIBUTOR (LESS TERMINAL HOUSING &amp; ROTOR)</b>				
FDU 12127-B	(a)	1	368	56
FER 12127-A	"Continental" (a)	1	368	56
FEK 12127-C	"Continental" (a)	1	368	57
FEL 12127-A	(a)	1	368	57
FFL 12127-B		1	368 except 65A, 75A	57
FEW 12127-D	(a)	1	368	58
MJK 12127-C	(a)	1	All	58
MJK 12127-D	(a)	1	All	58
B9S 12127-B	With ball bearing breaker plate - ⊕FEW-12127-H	1	430	58/59
B9MF 12127-B	With pivot type breaker plate	1	430	59
359546-S8B	Connector threaded sleeve - 3/16" tube - attach vacuum tube	1	a	
<b>12130 BASE (DISTRIBUTOR)</b>				
FAB 12130-A		1	368	56
<b>12143 SEAL (DISTRIBUTOR BASE TO CYLINDER BLOCK)</b>				
B8A 12143-A	⊕FEU-12143-A	1	All	58/59
<b>12144 CLAMP ( DISTRIBUTOR TERMINAL HOUSING)</b>				
B7A 12144-A	⊕FEK-12144-A	2	All	57/59
<b>12145 RIVET (DISTRIBUTOR CAP CLAMP)</b>				
B 12145	7/64" x 15/16"	2	All	56/59
<b>12146 RETAINER (DISTRIBUTOR BREAKER PLATE)</b>				
7RA 12146	23/32" I. D.	1	368	56
B7A 12146-A	Used on engines with ball bearing type breaker plate - ⊕FEK-12146-A	2	All	57/59
<b>12151 PLATE (DISTRIBUTOR BREAKER)</b>				
B6A 12151-A	⊕FDT-12151-A	1	368	56
B7AF 12151-A	Used with ball bearing type breaker plate - ⊕FEK-12151-A (a)	1	All	57/59
B9AF 12151-A	Lower - used with pivot type breaker plate	1	All	59
B9AF 12151-B	Upper - used with pivot type breaker plate	1	All	59
33112-S7	Screw-rd. hd. -tap. No. 10-16 x 3/8"-used with B7A-12146-A	2	a	



# Distributor

GROUP AND PART NUMBER	DESCRIPTION, SIZE, ETC.	NO. REQD	MODEL OR ENGINE CUBIC INCH DISPLACEMENT	YEAR 19__
<b>12171 ARM &amp; BRACKET (DISTRIBUTOR BREAKER)</b>				
FAB 12171-B	Consists of the following - (1) breaker arm assy. (1) contact point and bracket	(a) 1	368	56
B7A 12171-A	⊕FEK-12171-A - consists of the following - (1) breaker arm assy. (1) contact point and bracket	(a) 1	All	57/59
31037-S7	Screw-fill. hd. -No. 8-32 x 5/16"-point set to breaker plate	AR	a	
34051-S8	Nut-hex. -No. 6-32-attach primary assy. and condenser to breaker arm and bracket	1	a	
34801-S7	Lockwasher-No. 6-attach primary assy. and condenser to breaker arm and bracket	1	a	
34802-S7	Lockwasher-No. 8	AR	a	
351192-S	Washer-flat-No. 6	1	a	
351676-S7	Washer-flat-9/64" I.D. x 1/4" O.D. -breaker arm and spring to contact bracket	1	a	
352456-S8	Washer-flat-3/16"-distributor bracket stud to distributor bracket and control assy.	1	a	
355067-S8	Screw & lockwasher assy. -fill. hd. tapp. -No. 8-32 x 5/16"-dist. breaker arm and bracket assy. and dist. breaker ground wire to dist. breaker plate	2	a	
<b>12175 SHAFT (DISTRIBUTOR)</b>				
B5A 12175-A	10-9/16" long - ⊕FDJ-12175-A	1	368	56
B5S 12175-B	12-1/16" long - ⊕FEA-12175-B	1	368	56
B7A 12175-A	10-25/32" long - FEK-12175-A - also replace gear when replacing shaft	1	368	57
B7S 12175-A	12-21/32" long - ⊕FEJ-12175-A - also replace gear when replacing shaft	1	368	57
B8A 12175-A	9-13/16" long - ⊕FEU-12175-A	1	All	58/59
<b>12177 RETAINER (DISTRIBUTOR CAM)</b>				
B7A 12177-A	.25" I.D. x .31" O.D. - ⊕8EL-12177	1	All	56/59
<b>12179 WASHER (DISTRIBUTOR SHAFT THRUST)</b>				
B7A 12179-A	Upper-5/16" I.D. x 11/16" O.D. x 1/64" thick - ⊕FEK-12179-A	1	All	57/59
<b>12188 WEIGHT (DISTRIBUTOR)</b>				
B7A 12188-A	⊕FEK-12188-A	2	All	56/59
<b>12189 KIT (WATER DEFLECTOR CONVERTIBLE HEADER)</b>				
HJK 12189-A	Consists of the following- (1) LED-12189-A deflector (2) LED-12189-B retainer	1	68	58/59
<b>12191-2 SPRING (DISTRIBUTOR WEIGHT)</b>				
7RA 12192	Primary - away from diaphragm	1	368	56
8EQ 12225	Secondary - near diaphragm	1	368	56
B7A 12192-A	Primary - ⊕FEH-12192-A	1	368	57
B7A 12191-E	Secondary	1	368	57
B8A 12192-A	Primary - ⊕FFA-12192-A	1	430	58
B8A 12191-A	Secondary - ⊕FEW-12191-A	1	All	58/59
B8QH 12192-B	Primary - (11-1/2) coils - 7/8" free length - used with B9S-12127-B - ⊕FFD-12192-B	1	All	58/59
B8QH 12192-C	Primary - (12) coils - 7/8" free length - used with B9S-12127-B - ⊕FEU-12192-A	1	All	58/59
<b>12195 COLLAR (DISTRIBUTOR SHAFT)</b>				
7HA 12195		(a) 1	All	56/59
61489-S	Rivet-solid button hd. -1/8" x 13/16"-collar to shaft	1	a	
353925-S	Pin-1/8" x 3/4"	1	a	

# Distributor

GROUP AND PART NUMBER	DESCRIPTION, SIZE, ETC.	NO. REQ'D	MODEL OR ENGINE CUBIC INCH DISPLACEMENT	YEAR 19__
<b>12200 ROTOR (DISTRIBUTOR)</b>				
FAA 12200-B		1	368	56
B7A 12200-A	⊕FEK-12200-A	1	All	57/59
<b>12202 STOP (DISTRIBUTOR VACUUM ADVANCE)</b>				
FEL 12202-A	Moulding compound	1	368	57
FEW 12202-B	Moulding compound - use with FEW-12127-E distributor only	1	368, 430	58
B7A 12202-A	Use with B9S-12127-B distributor in 1958 - ⊕FEH-12202-A	1	All	58/59
<b>12210 CAM (DISTRIBUTOR)</b>				
B7A 12210-A	With ball bearing type breaker plate - ⊕FEK-12210-A	1	All	57/59
B9AF 12210-A	Used with pivot type breaker plate	1	All	59
<b>12213 SPRING (DISTRIBUTOR SHAFT)</b>				
OBA 12213		1	368	56
<b>12216 WIRE (DISTRIBUTOR TERMINAL PRIMARY)</b>				
B6A 12216-A	⊕FDS-12216-A (b)	1	368	56
B7A 12216-B	With ball bearing type breaker plate - approximately 3-5/8" long - ⊕FEK-12216-B (a)	1	All	57/59
B9MF 12216-A	Used with pivot type breaker plate	1	All	59
34051-S8	Nut-hex. No. 6-32-terminal primary and condenser	1	a, b	
34079-S8	Nut-hex. No. 10-32-primary assy. to dist. base	1	a, b	
34801-S7	Lockwasher No. 6-terminal primary condenser assy. to breaker arm and bracket	1	a, b	
34803-S7	Lockwasher-No. 10	1	a	
350032-S	Screw-spec. hd. -No. 10-32 x 27/32" primary assy. to distributor base	1	a, b	
350860-S	Nut-hex. No. 10-32-primary to dist. base assy. to breaker arm and bracket	1	a	
351256-S8	Washer-flat-No. 10-dist. primary assy. to dist. base	1	a, b	
<b>12225 SPRING (DISTRIBUTOR DIAPHRAGM)</b>				
B7A 12225-B	⊕FEL-12225-A	1	All	57/59
<b>12226 TUBE (DISTRIBUTOR VACUUM)</b>				
ECU 12226-A	11-3/4" formed length - distributor to carburetor - primary (a)	1	368	56
ECU 12364-A	Distributor to connector - secondary (a)	1	368	56
ECU 12226-C	11-3/4" formed length - distributor to carburetor - primary (a)	1	368	57
EDJ 12226-A	With 4 Venturi Holley carburetor (a)	1	430	58
PB8M 12226-A	⊕5750611 (a)	1	430	58
PB9M 12226-A	NS-Cut 24-3/4" from 8C-2269-B and use with (2) 351112-S fittings - ⊕5751782	1	All	59
351112-S	Screw-compression sleeve-3/8"-24 x 17/32" - tube to distributor and carburetor	2	a	
358165-S	Connector-1/8" pipe thread tube to carburetor assy.	1	a	
358711-S	Screw-compression-3/16" tube fitting-vacuum tube to carburetor	1	a	
359546-S8B	Connector-threaded sleeve-3/16"tube-attached distributor vacuum tube to distributor	1	a	

# Distributor

GROUP AND PART NUMBER	DESCRIPTION, SIZE, ETC.	NO. REQ'D	MODEL OR ENGINE CUBIC INCH DISPLACEMENT	YEAR 19_____
<b>12230 SCREW (DISTRIBUTOR BRACKET) LOCK</b>				
B7A 12230-A	With ball bearing type breaker plate - round head - No. 8-32 x 21/64" overall length - Holley - ⊕FEK-12230-A (1) attach condenser to distributor breaker assy. to breaker plate assy. (2) attach distributor breaker arm and bracket plate assy. Also serviced in 9590 kit	AR	All	57 & 59
<b>12233 BUSHING (DISTRIBUTOR PRIMARY TERMINAL)</b>				
7RA 12233		1	368	56
B7A 12233-A	.193" I.D. - .44" long - with ball bearing type breaker plate - ⊕FEK-12233-A	1	All	57/59
<b>12234 INSULATOR (DISTRIBUTOR PRIMARY TERMINAL)</b>				
B7A 12234-B	With ball bearing type breaker plate - ⊕FDS-12234-B	1	All	56/59
B7A 12234-A	⊕FEK-12234-A	1	368	57
<b>12246 SPRING (STEERING COLUMN UPPER BEARING THRUST)</b>				
LED 12246	Installed between steering shaft lower flange (3459) and steering flange and insulator (33458)	1	All	59
<b>12250 RESISTOR (IGNITION COIL)</b>				
B7A 12250-A	12 Volt - must be used with B6A-12029-B - ⊕FEH-12250-A	1	368	56/57
B8A 12250-A	12 Volt - must be used with B6A-12029-B ⊕FEU-12250-C	1	All	58/59
<b>12259 KIT (SPARK PLUG &amp; COIL HIGH TENSION WIRES)</b>				
HHK 12259-B	Consists of the following - (9) 2N-12113-A insulators (1) FEL-12282-A wire No. 5 - 45-1/2" (1) FEL-12283-A wire No. 2 - 31-1/2" (1) FEL-12284-A wire No.3 - 30" (1) FEL-12285-A wire No. 6 - 42-1/4" (1) FEL-12286-A wire No. 1 - 36-1/4" (1) FEL-12287-A wire No. 4 - 26-3/4" (1) FEL-12295-A wire No. 7 - 35-1/2" (1) FEL-12296-A wire No. 8 - 37" (1) FFC-18811-A wire	1	368	56/57
HJK 12259-D	Consists of the following - (1) 2N-12113 insulator (1) FEW-12282-D wire No. 5 (1) FEW-12283-D wire No. 2 (1) FEW-12284-D wire No. 3 (1) FEW-12285-D wire No. 6 (1) FEW-12286-D wire No. 1 (1) FEW-12287-D wire No. 4 (1) FEW-12295-D wire No. 7 (1) FEW-12296-D wire No. 8 (2) FEU-12297-B separators (1) FFC-18811-A suppressor (8) 358292-S grommet	1	All	58/59
<b>12264 WIRE (DISTRIBUTOR BREAKER GROUND)</b>				
7RA 12264	4" long (a)	1	368	56
B7A 12264-A	1.94" between terminals - ⊕FEK-12264-A (a)	1	All	57/59
355067-S8	Screw and lockwasher assy. -fill hd. tapping-No. 8-32 x 5/16"-ground wire to distributor base	1	a	

# Distributor

GROUP AND PART NUMBER	DESCRIPTION, SIZE, ETC.	NO. REQ'D	MODEL OR ENGINE CUBIC INCH DISPLACEMENT	YEAR 19__
<b>12270 CLAMP (DISTRIBUTOR)</b>				
FAA 12270-A	With concaved edge and 21/64" dia. hole	(a) 1	368	56/57
B8S 12270-A	⊕FEW-12270-B	(b) 1	430	58/59
33798-S8	Nut-hex. -5/16"-24-clamp to engine	1	a	
34806-S7	Lockwasher-5/16"	1	a	
34846-S7	Lockwasher-5/16" spring-attach distributor clamp to cylinder block	1	b	
358998-S	Grommet-attach distributor clamp to cylinder block	1	b	
<b>12283 WIRE (DISTRIBUTOR TO SPARK PLUG)</b>				
FEL 12283-A	No. 2	1	368	56/57
<b>12284 WIRE (DISTRIBUTOR TO SPARK PLUG)</b>				
FEL 12284-A	No. 3	1	368	56/57
FEW 12284-D	No. 3	1	All	58/59
<b>12285 WIRE (DISTRIBUTOR TO SPARK PLUG)</b>				
FEW 12285-D	No. 6	1	All	58/59
<b>12286 WIRE (DISTRIBUTOR TO SPARK PLUG)</b>				
FEL 12286-A	No. 1	1	368	56/57
<b>12287 WIRE (DISTRIBUTOR TO SPARK PLUG)</b>				
FEL 12287-A	No. 4	1	368	56/57
FEW 12287-D	No. 4	1	All	58/59
<b>12295 WIRE (DISTRIBUTOR TO SPARK PLUG)</b>				
FEW 12295-D	No. 7	1	All	58/59
<b>12296 WIRE (DISTRIBUTOR TO SPARK PLUG)</b>				
FEW 12296-D	No. 8	1	All	58/59
<b>12297 SEPARATOR (IGNITION WIRES)</b>				
B6A 12297-A	Separator - 2-11/64" long (4) slotted holes - ⊕FDS-12297-A	1	368	56/57
B7Q 12297-A		1	368	56/57
FAA 12297-A	1-9/32" x 1-9/32" x 1-1/4"	2	368	58/57
FAA 12297-C	23/32" x 2-1/4" x 1-1/4"	1	368	56/57
FEU 12297-A	Separator - 3/16" dia. center hole (4) slotted holes	2	430	58
B8Q 12297-A	⊕FEU-12297-B	2	All	58/59
<b>12299 SHIELD (SPARK PLUG IGNITION WIRE HEAT)</b>				
EAD 12299-B		(a) 4	368	56/57
20428-S8	Bolt-hex. hd. -3/8"-16 x 1-1/4"	4	a	
351385-S7	Washer-flat-3/8"	4	a	
<b>12300 CONDENSER (DISTRIBUTOR)</b>				
FAB 12300-A		(b) 1	368	56
B7A 12300-C	With ball bearing type breaker plate - ⊕B9FA-12300-A	(a) 1	All	57/59
B9AF 12300-A	Used with pivot type breaker plate	1	All	59
34051-S8	Nut-hex. -No. 6-32 attach primary assy. and condenser to breaker arm and bracket	1	a	
34801-S7	Lockwasher-No. 6-attach primary assy. and condenser to breaker arm and bracket	1	a	
355067-S8	Screw and lockwasher assy. -fill hd. tapping-No. 8-32 x 5/16"-condenser to breaker plate	1	b	
<b>12320 GASKET (DISTRIBUTOR DIAPHRAGM VACUUM CONNECTION)</b>				
B7A 12320-A	⊕8EL-12320	1	All	57/59
<b>12361 CLAMP (DISTRIBUTOR TO SPARK PLUG WIRING MOUNTING BRACKET)</b>				
FAA 12361-A		1	368	56/57

# Distributor

GROUP AND PART NUMBER	DESCRIPTION, SIZE, ETC.	NO. REQ'D	MODEL OR ENGINE CUBIC INCH DISPLACEMENT	YEAR 19__
<b>12370 DIAPHRAGM (DISTRIBUTOR)</b>				
B6A 12370-B	Double type-with die cast secondary housing- ⊕FDT-12370-A	(a) 1	368	56
B7A 12370-A	With ball bearing type breaker plate - ⊕FEK-12370-A	(b) 1	All	57/59
B9AF 12370-A	Used with pivot type breaker plate	1	All	59
43243-S8	Screw and washer assy. -pan hd. -No. 10-32 x 3/4"- diaphragm to distributor base	2	a	
353610-S8	Retainer-diaphragm rod spring-7/16" long	1	a	
354988-S8	Screw-pan hd. -No. 8-32 x 13/16"-diaphragm to distributor base	2	b	
<b>12388 RETAINER (DIAPHRAGM ROD)</b>				
B7A 12388-A	⊕8EL-12388-A	1	All	57/59
<b>12390 GEAR (DISTRIBUTOR DRIVEN)</b>				
FAB 12390-C	15 teeth - also replace shaft when replacing gear(a)	1	368	56/57
FEW 12390-A	16 teeth (a)	1	All	58/59
61489-S	Rivet-solid button head-1/8" x 13/16"-gear to distributor shaft	1	a	
<b>12405 SPARK PLUG</b>				
B7A 12405-A	No. 860 - ⊕FEH-12405-A	8	368	56/57
B8A 12405-A	⊕FEU-12405-A	8	All	58/59
<b>12410 GASKET (SPARK PLUG)</b>				
O1A 12410-A	Used as oil pan drain plug gasket - also serviced in kit 6008	1	All	56/59
<b>12542 STUD (ANTENNA MOTOR MOUNTING)</b>				
FFA 12542-A	Type "B"	2	All	58
<b>12566 GASKET (ANTENNA LEAD-IN CONNECTOR)</b>				
FFC 12566-A	Type "B"	1	All	58
<b>12569 TEE (MULTIPLE LUBRICATOR VACUUM RESTRICTOR)</b>				
FFC 12569-A		1	All	58
<b>12596 GASKET (AIR COMPRESSOR CRANKSHAFT SEAL PLATE)</b>				
EDB 12596-A		1	All	58/59
<b>12634-5 PLATE (AIR CONDITIONER EVAPORATOR FENDER OPENING COVER)</b>				
FFC 12634-A	R. H.	1	All	58
FFC 12635-A	L. H.	1	All	58
<b>12649 STRAP (HORN BLOWING RING GROUND)</b>				
PB9L 12649-A	⊕2701239	1	All	59
<b>12660 SWITCH (COURTESY LAMP)</b>				
FEW 12660-A	Required for each door pillar for dome or courtesy lamp	1	All	59
<b>12686 SWITCH &amp; WIRING (HEATER SERVO CONTROL)</b>				
FFC 12686-C	A/cond. - use for electric controlled and operated servo	1	All	58
FFC 12686-E	Heater - use for electric controlled and operated servo	1	All	58
B9FL 12686-A	For heater - includes terminal block and contacts	1	All	59
B9FL 12686-B	For a/cond. - includes terminal block and contacts	1	All	59

# Distributor

GROUP AND PART NUMBER	DESCRIPTION, SIZE, ETC.	NO. REQ'D	MODEL OR ENGINE CUBIC INCH DISPLACEMENT	YEAR 19__
<b>12717                    RETAINER (HEATER SERVO CONTROL ARM)</b>				
FFC 12717-A	For heater and/or a/cond. - use for electric controlled and operated servo	AR	All	58/59
<b>12719                    RELAY (SERVO CONTROL)</b>				
FFC 12719-C	Heater and a/cond. - for electric controlled and operated servo	1	All	58
B9LF 18A366-A	For heater and/or a/cond.	1	All	59
<b>12738                    SLIDE (WINDSHIELD WIPER MOTOR CONTROL)</b>				
BAK 12738-A	Plastic	1	All	58/59
<b>12739                    CONNECTOR (WINDSHIELD WASHER HOSE VENTING)</b>				
BAF 12739-A	Nylon	1	All	58
<b>12740                    CONNECTOR (WIRING)</b>				
FFC 12740-A	Double connectors - w/wires (1) male and (1) female - 11" leads	AR	All	56/59
FFC 12740-B	Triple connectors - w/wires (1) male and (2) female - 11" leads	AR	All	56/59
FFC 12740-C	Triple connectors - w/wires (2) male and (1) female - 11" leads	AR	All	56/59
FFC 12740-D	Quadruple connectors - w/wires (3) male and (1) female - 11" leads	AR	All	56/59
FFC 12740-E	Quadruple connectors - w/wires (1) male and (3) female - 11" leads	AR	All	56/59
<b>12748                    RETAINER (RADIATOR SUPPORT TO COWL TOP BRACE)</b>				
BAK 12748-A	Also serviced in 12820 kit	2	All	58/59
<b>12752                    SHIELD (WINDSHIELD WIPER CABLE)</b>				
B9LB 17A536-A		1	All	58/59
<b>12801                    BRACE (FRONT FENDER TO RADIATOR SPLASH SHIELD)</b>				
BAK 12801-A	Steel tubing - length 9-27/32"	2	All	58
<b>12802                    BRACKET (FRONT FENDER TO RADIATOR SPLASH SHIELD BRACE)</b>				
BAK 12802-A	Steel - 1-13/32" x 2-15/64" with (1) 7/16" dia. hole	2	All	58
<b>12820                    BRACE KIT (RADIATOR SUPPORT TO COWL TOP)</b>				
HJK 12820-B	Kit - brace - consists of the following - (2) BAK-12748-A            retainer (2) BAK-12820-B            brace (2) BAK-12901-A            plate (1) BAK-5703742-B        reinforcement (1) BAK-5703743-B        reinforcement (8) 20347-S8                bolt - hex. hd. (2) 33800-S8                nut - hex. (2) 33925-S8                nut - hex. jam (2) 34807-S8                washer - lock (8) 34846-S7                washer - lock (2) 44726-S8                washer - flat (2) 353992-S                washer - flat	1	All	58/59
BAK 12820-B	Also serviced in 12820 brace kit	2	All	58/59
<b>12901                    PLATE (RADIATOR SUPPORT TO COWL TOP BRACE ANCHOR)</b>				
BAK 12901-A	Also serviced in 12820 brace kit	2	All	59

# Lamps And Wiring

GROUP AND PART NUMBER	DESCRIPTION, SIZE, ETC.	NO. REQ'D	MODEL OR ENGINE CUBIC INCH DISPLACEMENT	YEAR 19__
<b>13A000 WIRING (AUTOMATIC HEADLAMP DIMMER)</b>				
B9LF 13A000-A	Cowl to dash	1	All	59
<b>13007 BULB (HEADLAMP)</b>				
FEG 13007-E	Sealed beam - headlamp - 12 volt - 7" dia. double filaments - FEK-13007-A	2	All	56/57
B8A 13007-A	Sealed beam - upper headlamp - 5-5/8" dia. upper beam and lower beam filaments and ground - 3 contact lugs - double filaments - ⊕FEK-13007-A	2	All	58/59
B8A 13007-B	Sealed beam - lower headlamp - 5-5/8" dia. upper beam filament and ground - 2 contact lugs - single filaments - ⊕FEK-13007-B	2	All	58/59
<b>13A007 WIRING (HEADLAMP DIMMER AMPLIFIER)</b>				
FDU 13685-A	NS-8-3/4" long - dimmer switch to main wiring harness - improvise	1	All	56
B7LY 13A007-A	Dimmer switch to main wiring harness - ⊕FEL-13685-B	1	All	57
B8LY 13A007-A	Dimmer switch to main wiring harness - ⊕FFC-13685-A	1	All	58/59
B9LF 13A007-A		1	All	59
<b>13008 HEADLAMP (LESS WIRING)</b>				
FFC 13008-C	Upper - less bulb and wiring - low beam (a)	2	All	58/59
FFC 13008-D	Lower - less bulb and wiring - high beam (a)	2	All	58/59
52734-S8	Screw-cr. pan hd. tap-No. 8-15 x 3/8"	12	a	
<b>13015-18 RING (HEADLAMP BULB RETAINING)</b>				
11A 13015	Polished steel (a)	2	All	56/57
FFC 13018-A	For upper lamp - 5-3/8" I.D. x 5-7/8" O.D. polished steel (a)	2	All	58/59
FFC 13018-B	For lower lamp - 5-3/8" I.D. x 5-7/8" O.D. polished steel (a)	2	All	58/59
52345-S13	Screw-cr. oval hd. tap-No. 10-12 x 1/2"	12	a	
<b>13A016 KIT (AUTOMATIC HEADLAMP DIMMER CONTROL)</b>				
FDU 13649-B	NS - factory installed only - service details	1	All	56
B8LY 13A016-A	Black scotch grain - ⊕FFC-13649-BE	1	All	58/59
<b>13A019 HOUSING (AUTOMATIC HEADLAMP DIMMER CONTROL)</b>				
B7LY 13A019-A	Sensor - includes wiring - ⊕FEL-13696-B (a)	1	All	57
FFC 13696-BE	NS-sensor - serviced in 13A016 kit only (a)	1	All	58
33795-S7	Nut-hex. lock-1/4"-20	1	a	
34803-S7	Lockwasher-No. 10	1	a	
34805-S8	Washer-lock-1/4"	1	a	
34940-S7	Lockwasher-ext. tooth-1/4"	1	a	
50508-S8	Screw-cr. pan hd. No. 10-32 x 3/8"	1	a	
<b>13021 BRACKET (HEADLAMP ADJUSTING NUT)</b>				
FDA 13021-A		4	All	56
FEL 13021-B		4	All	56/57
<b>13A022 BRACKET (AUTOMATIC HEADLAMP DIMMER CONTROL)</b>				
B6LY 13A022-A	⊕FDU-13611-A (a)	1	All	56
50930-S8	Screw and washer-cr. fil. hd. No. 10-32 x 1/2"	1	a	
<b>13A024 SWITCH (HEADLAMP DIMMER)</b>				
8A 13532		(a)	1	All
COLF 13A024-A	Use with automatic headlamp dimmer	1	All	57/59
B7A 13532-A	For headlamp dimmer - less wires - ⊕FEG-13532-A (a)	1	All	57/59
	For radio foot control	1	All	59
42143-S8	Screw-hex. w/hd. tap-No. 14-10 x 3/4"-headlamp dimmer switch to left fender apron	3	a	

# Lamps And Wiring

GROUP AND PART NUMBER	DESCRIPTION, SIZE, ETC.	NO. REQ'D	MODEL OR ENGINE CUBIC INCH DISPLACEMENT	YEAR 19__
<b>13A025 RELAY (AUTOMATIC HEADLAMP DIMMER)</b>				
B7LY 13A025-A	1-1/2" x 2-1/2" long with 4 terminals - ⊕FEL-13600-A	(a) 1	All	57/59
51355-S8	Screw-No. 10-24 x 1/2"-cr. rd. hd. tap.	2	a	
<b>13031 SPRING (HEADLAMP RING)</b>				
11A 13031		2	All	56
B7A 13031-A	⊕FEG-13031-A or ⊕FEG-13031-B	2	All	57
B8A 13031-A	For upper and lower lamps - ⊕FET-13031-A	4	All	58
		2	All	59
<b>13032 SCREW (HEADLAMP ADJUSTING)</b>				
B9A 13032-A	⊕2701575	2	All	56/57
<b>13041 RING (HEADLAMP ADJUSTING)</b>				
11A 13041	Includes plate	(a) 2	All	56
FAA 13037-A	Ring only	(a) 2	All	56
FEG 13041-A		(a) 2	All	57
FFC 13041-A	Low beam	(a) 2	All	58/59
FFC 13118-A	High beam	(a) 2	All	58/59
51855-S8	Screw-cr. pan hd. tap-No. 8-32 x 3/8"	AR	a	
<b>13044 GASKET (HEADLAMP)</b>				
BY 13044-A		(a) 2	All	56
FFC 13044-B	Sponge rubber - used on upper and lower lamps	4	All	58/59
32925-S8	Screw-pan hd. tap-No. 12-11 x 1/2"	2	a	
50418-S13	Screw-cr. oval hd. -No. 8-32 x 3/4"	6	a	
52345-S13	Screw-cr. oval hd. tap-No. 10-12 x 1/2"	4	a	
<b>13048-9 BEZEL (FRONT FENDER HEADLAMP)</b>				
BAJ 13048-B	R.H.	1	All	57
BAJ 13049-A	L.H. - use prior to 3-15-57	1	All	57
BAJ 13049-B	L.H. - use after 3-15-57	1	All	57
PB9L 13048-A	R.H. - ⊕1017900	1	All	59
PB9L 13049-A	L.H. - ⊕1017901	1	All	59
<b>13052 DOOR (HEADLAMP)</b>				
	See basic part number 13064			
<b>13064 DOOR (HEADLAMP)</b>				
B8LY 13064-B	R.H. - ⊕FFC-13045-B	1	All	58
FFC 13043-B	L.H.	1	All	58
B9LB 13052-A	R.H. Note - this part must be used with B9LB-8200-C grille and B9LB-13064-A headlamp door	1	54A, 65A, 68A, 75A	59
B9LB 13064-A	L.H. Note - this part must be used with B9LB-8200-C grille and B9LB-13052-A headlamp door	1	54A, 65A, 68A, 75A	59
B9LY 13064-A	R.H. - ⊕1017904, ⊕PB9L-13045-A	1	54A, 65A, 68A, 75A	59
B9LY 13064-B	L.H. - ⊕1017903, ⊕PB9L-13045-B	1	53A, B, 57A, B, 63A, B	59
PB9L 13052-A	R.H. - ⊕1017902	1	53A, B, 57A, B, 63A, B	59
PB9L 13043-A	L.H. - ⊕1017905	1	54A, 65A, 68A, 75A	59
<b>13098 CLIP (HEADLAMP DOOR RETAINER SPRING)</b>				
FAA 13064-A		6	All	56/57
FFC 13098-A		2	All	58



# Lamps And Wiring

GROUP AND PART NUMBER	DESCRIPTION, SIZE, ETC.	NO. REQ'D	MODEL OR ENGINE CUBIC INCH DISPLACEMENT	YEAR
<b>13105 WIRING (HEADLAMP LEADS)</b>				
FDU 13076-A	19-3/4" loom with (3) terminals	(a) 2	All	56
FEL 13076-B	R. H.	(a) 1	All	57
FEL 13105-B	L. H.	(a) 1	All	57
B8LY 13A006-A	⊕FFC-11653-A	(a) 1	All	58
FFC 13076-C	Lower	2	All	58
FFC 13076-D	Upper	2	All	58
B9LF 13076-A	For upper headlamps	2	All	59
B9LF 13076-C	For lower headlamps	2	All	59
	42126-S8	2	a	
	52720-S8	4	a	
	353668-S32	2	a	
	358381-S32	4	a	
<b>13118 RING (HEADLAMP ADJUSTING)</b>				
	See basic part number 13041			
<b>13181 NUT (HEADLAMP ADJUSTING)</b>				
FEL 13181-A	(4) additional for roadlamps	4	All	56/57
	(4) upper lamps (4) lower lamps	8	All	58
		AR	All	59
<b>13182 BRACKET (ROADLAMP ADJUSTING NUT)</b>				
FEL 13182-A		2	All	56/57
<b>13200-1 LAMP (PARKING)</b>				
FDU 13200-C	R. H. with (2) socket and wire	(a) 1	All	56
FDU 13201-C	L. H. with (2) socket and wire	(a) 1	All	56
FEL 13200-E	R. H. less bulb	(a) 1	All	57
FEL 13201-E	L. H. less bulb	(a) 1	All	57
FFC 13200-D	R. H. with socket and wire	(a) 1	All	58
FFC 13201-D	L. H. with socket and wire	(a) 1	All	58
PB9L 13200-A	⊕2702573	2	All	59
	20000-S7	6	a	
	34940-S2	6	a	
	355299-S8	4	a	
<b>13208-9 LENS (PARKING LAMP)</b>				
FDU 13208-A	LPT-56	(a) 2	All	56
FEL 13208-B		(a) 2	All	57
FFC 13208-D	R. H. - LPT-58 - 1-3/4" wide x 12-3/4" long	(b) 1	All	58
FFC 13209-D	L. H. - LPT-58 - 1-3/4" wide x 12-3/4" long	(b) 1	All	58
PB9L 13208-A	⊕2700146	2	All	59
	34079-S8	8	a	
	34903-S8	8	a	
	370159-S100	4	b	
<b>13210 DOOR (PARKING LAMP)</b>				
FDU 13210-A	Oval shaped - 16-11/16" long	2	All	56
FEL 13210-A		2	All	57
FFC 13210-D	R. H.	1	All	58
FFC 13212-D	L. H.	1	All	58
<b>13211 GASKET (PARKING LAMP LENS)</b>				
FDU 13211-A	Rubber - 17-5/32" long	2	All	56
FEL 13211-A	Rubber - 25-27/32" long	2	All	57
FFC 13211-C	Rubber - approx. 13-1/2" long	2	All	58
PB9L 13211-A	⊕2700369	2	All	59
<b>13218 BRACKET (PARKING LAMP BODY)</b>				
FDU 13218-A	L shaped with (2) 7/32" holes and (1) 5/16" hole	2	All	56
FEL 13218-A	Cork and rubber or neoprene	2	All	57

# Lamps And Wiring

GROUP AND PART NUMBER	DESCRIPTION, SIZE, ETC.	NO. REQ'D	MODEL OR ENGINE CUBIC INCH DISPLACEMENT	YEAR 19__
<b>13234-5 SOCKET &amp; WIRE (PARKING LAMP)</b>				
FDU 13234-C	18-3/4" long - double socket	2	All	56
FDV 13234-B	29-1/2" long - single socket	2	All	56/57
FEL 13234-B	R. H.	1	All	57
FEL 13235-A	L. H.	1	All	57
FFC 13234-A	R. H. - 28" long	2	All	58
PB9L 13234-A	⊕2702565	2	All	59
<b>13304 PLATE (TURN SIGNAL SWITCH)</b>				
FDU 13304-A		1	All	56/57
FFC 13304-A		1	All	58/59
<b>13305 HANDLE &amp; SHANK (TURN SIGNAL SWITCH)</b>				
FDU 13305-A	White with 6-17/32" long shank (a)	1	All	56/57
FFC 13305-AK	Black - paint to match (a)	1	All	58/59
351252-S7	Lockwasher-split ring-for shank	1	a	
<b>13309 PAWL (TURN SIGNAL SWITCH)</b>				
1M 13309-A	1-11/16" overall length	1	All	56/59
<b>13316 SPRING (TURN SIGNAL SWITCH PAWL)</b>				
1M 13316-A	(3) coils - 1/2"	1	All	56/57
FEK 13316-A	(2) coils - 13/32" dia.	1	All	58/59
<b>13318 CAM (TURN SIGNAL TURN OFF)</b>				
FAB 13318-A		1	All	56/57
FDT 13318-A		1	All	58/59
<b>13A319 SWITCH &amp; WIRING (DIRECTIONAL SIGNAL)</b>				
B8S 14486-A	(6) Terminals - ⊕FDT-14486-A (a)	1	All	56/57
B8MY 13A319-A	(6) Terminals - ⊕FFC-14486-A (a)	1	All	58/59
52718-S13	Screw-cr. pan hd. tap. -No. 6-18 x 3/8"	2	a	
<b>13343 SPRING (DIRECTIONAL SIGNAL SWITCH PLATE RETAINER)</b>				
1M 13343-A		1	All	56/57
<b>13346 SPRING (TURN SIGNAL CONTROL ARM TENSION)</b>				
FAA 13346-A		1	All	58/59
<b>13347 RETAINER (TURN SIGNAL CONTROL ARM)</b>				
1A 13347-A		1	All	58/59
<b>13350 FLASHER (DIRECTIONAL SIGNAL)</b>				
B6A 13350-A	12 Volt-1-5/32" dia. x 1-3/4" long-⊕FDU-13350-B	1	All	56/59
<b>13398 BUMPER (REAR LICENSE PLATE SUPPORT)</b>				
B5A 13398-B	⊕BH-13398-A	AR	All	56/58
<b>13404-5 LAMP (REAR)</b>				
FDU 13404-B	LRST-56	2	All	56
FEL 13404-F	R. H. less bulb	1	All	57
FEL 13405-G	L. H. less bulb	1	All	57
FFC 13404-D	R. H. - LRST-58 and LB-58 - stop tail and back-up lamp less bulbs (a)	1	57, 63	58
FFC 13405-D	L. H. - LRST-58 and LB-58 - stop tail and back-up lamp less bulbs (a)	1	57, 63	58
FFH 13404-A	R. H. - CRST-58 - stop and tail - tail lamps less bulb (a)	2	54, 65, 68, 75	58
FFH 13405-A	L. H. - CRST-58 - stop and tail - tail lamps less bulb (a)	2	54, 65, 68, 75	58
PB9L 13404-C		4	54A, 65A, 68A, 75A	58
B9FL 13404-A	R. H. - stop, tail and back-up	1	53A, B, 57A, B, 63A, B	59
B9FL 13405-A	L. H. - stop, tail and back-up	1	53A, B, 57A, B, 63A, B	59

CONTINUED ON NEXT PAGE

# Lamps And Wiring

GROUP AND PART NUMBER	DESCRIPTION, SIZE, ETC.	NO. REQ'D	MODEL OR ENGINE CUBIC INCH DISPLACEMENT	YEAR 19__
<b>13404-5 LAMP (REAR) CONTINUED</b>				
B99L 13404-D	R. H. and L. H. - stop and tail - less gasket - ⊕LED-2703777	4	54A, 65A, 68A, 75A	59
26457-S	Screw-slot rd. hd. -No. 8-32 x 1/4"	10	a	
33795-S7	Nut-hex. -1/4"-20	AR	a	
34802-S7	Lockwasher-spring-No. 8	10	a	
34805-S8	Lockwasher-1/4"	AR	a	
34903-S8	Lockwasher-No. 10-1/4" lamp	10	a	
34940-S7	Lockwasher-1/4" ext.	10	a	
50555-S8	Screw-cr. pan hd. -No. 8-32 x 1/4"	10	a	
51564-S8	Screw-cr. fill hd. tap-No. 8-32 x 1/2"	4	a	
358602-S100	Nut and washer-No. 10-24	4	a	
370148-S100	Nut-stamped-1/4"-20	12	a	
370348-S7	Screw and washer arm-pan hd. -No. 8-32 x 1/2"	14	a	
<b>13407 SOCKET &amp; WIRE (REAR LAMPS)</b>				
B9FL 13407-B	R. H. and L. H. outer - stop and tail	2	54A, 65A, 68A, 75A	59
B9FL 13407-C	R. H. and L. H. - stop and tail	2	53A, B, 57A, B, 63A, B	59
<b>13410 SOCKET &amp; WIRING (REAR LAMP)</b>				
FDU 13410-A	12-1/4" long	2	All	56
FEL 13410-A		2	All	57
FFH 13410-B	"Continental"	2	54A, 65A, 68A, 75A	58
	"Lincoln" - used for back-up lamp only	2	53, 57, 63	58
	(1) For R. H. back-up lamp	AR	54A, 63, 65A, 68A, 75A	59
	(1) For L. H. back-up lamp			
	(1) For R. H. intermediate lamp			
	(1) For L. H. intermediate lamp			
<b>13412 SOCKET &amp; WIRING (REAR LICENSE &amp; REAR QUARTER COURTESY)</b>				
B 13412	Courtesy - rear quarter	2	All	56/57
		2	68	59
FEL 13412-A	Rear license	AR	All	57/59
<b>13A414 SHIELD (REAR LAMPS)</b>				
B9LF 13A414-A	R. H. and L. H.	2	53A, B, 57A, B, 63A, B	59
<b>13419 SUPPORT (REAR LICENSE PLATE)</b>				
BY 13419-B		(a) 1	All	56
BAJ 13419-A		(a) 1	All	57
33795-S8	Nut-hex. -1/4"-20	2	a	
34805-S7	Lockwasher-1/4"	2	a	
44719-S8	Washer-flat-1/4"	2	a	
<b>13420 PAD (REAR LAMP MOUNTING)</b>				
FEL 13420-C	Used together with FEL-13420-D	2	All	57
FEL 13420-D	Used together with FEL-13420-C	2	All	57
FFC 13420-A	Pad - 2-5/16" square x 5/8" thick with 1-11/16" dia. hole	4	53, 57, 63	58
FFH 13420-A	Pad - 1-3/16" I. D. x 2-7/8" O. D. - (2) tail lamps (2) stop lamps (2) back-up lamps	6	All	58
LED 12240-A	R. H. - (1) required for each rear lamp	AR	54A, 65A, 68A, 75A	59
LED 12240-B	L. H. - (1) required for each rear lamp	AR	54A, 65A, 68A, 75A	59
B9FL 13420-A	R. H. and L. H. - stop and tail	2	53A, B, 57A, B, 63A, B	59
<b>13431 HINGE (REAR LICENSE PLATE SUPPORT)</b>				
BY 13431-B	4-11/16" long	(a) 1	All	56
BAJ 13431-A		(a) 1	All	57
33795-S7	Nut-hex. -1/4"-20	2	a	
34805-S7	Lockwasher-1/4"	2	a	
44719-S8	Washer-flat-1/4"	2	a	
<b>13432 PIN (REAR LICENSE SUPPORT HINGE)</b>				
BT 13432-A	5-1/4" long	1	All	56/57

# Lamps And Wiring

GROUP AND PART NUMBER	DESCRIPTION, SIZE, ETC.	NO. REQ'D	MODEL OR ENGINE CUBIC INCH DISPLACEMENT	YEAR 19__
<b>13434 BODY (REAR LAMP)</b>				
FDU 13434-B		2	All	56
<b>13444-5 LENS (REAR LAMP)</b>				
FDU 13450-A	LRST-56	2	All	56
FEL 13444-C	R. H.	1	All	57
FEL 13445-C	L. H.	1	All	57
FFC 13450-B	LRST-58 - 10-5/32" long - arrow head shape	2	53, 57, 63	58
FFH 13450-A	CRST-58 - 3-9/64" dia. - (2) for tail & stop lamps	4	56, 65, 68, 75	58
B9FL 13444-A	R. H. and L. H. - stop and tail	2	53A, B, 57A, B, 63A, B	59
PB9L 13450-C	R. H. and L. H. - stop and tail - @2703781	4	54A, 65A, 68A, 75A	59
<b>13A444 SOCKET &amp; WIRE (COURTESY LAMPS)</b>				
B8LY 13A444-A	Located at instrument panel extension - @FDU-13701-C	2	All	58/59
<b>13448 DOOR (REAR LAMP)</b>				
FDU 13448-A	12" long	(a) 2	All	56
FEL 13448-B	R. H.	(a) 1	All	57
FEL 13502-B	L. H.	(a) 1	All	57
FFC 13448-A	Overall length approx. 15-1/2"	(a) 2	All	58
FFH 13502-A	L. H. - for R. H. change stud position	(a) 6	54, 65, 68, 75	58
B9FL 13448-A	R. H.	1	53A, B, 57A, B, 63A, B	59
B9FL 13502-A	L. H.	1	53A, B, 57A, B, 63A, B	59
PB9L 13448-A	@2703767	6	54A, 65A, 68A, 75A	59
	34938-S8 Lockwasher-external tooth-No. 8	12	a	
	38203-S8 Screw-pan hd. -No. 8-32 x 1/2"	12	a	
<b>13450 LENS (REAR LAMP)</b>				
	See basic part number 13444-5			
<b>13453 GASKET (REAR LAMP WATER SEAL)</b>				
FDU 13453-A		2	All	56
<b>13455 SPRING (REAR LICENSE PLATE SUPPORT)</b>				
BAJ 13455-A		1	All	57
<b>13461 GASKET (REAR LAMP LENS)</b>				
FDU 13461-A	Sponge rubber - 11-21/32" long	2	All	56
FEL 13461-B	Cork and neoprene	2	All	57
FFC 13461-A	Sponge rubber - 14-1/2" long	2	53, 57, 63	58
B9FL 13461-A	R. H. and L. H. - stop and tail	2	53A, B, 57A, B, 63A, B	59
PB9L 13461-C	@2703783	6	54A, 65A, 68A, 75A	59
<b>13462 PLATE (REAR LAMP BODY REINFORCING)</b>				
FDU 13462-A	5-51/64" long - also serviced in FDU-13404-B (a)	2	All	56/57
FDU 13462-B	5-17/64" long - serviced loose only (a)	2	All	56/57
	45009-S8 Nut-flat-No. 8-15	6	a	
	52726-S2 Screw-cr. pan hd. -No. 8-15 x 1/2"	6	a	
<b>13463 LENS (REAR LAMP)</b>				
FDU 13463-A	Optic - 6-7/8" long x 4-7/64" wide at bottom tapered to point	2	All	56
<b>13465-6 BULBS</b>				
B6A 13465-A	Double contact - 32-4 C. P. - @FDT-15198-A (2) for parking lamps (2) for rear lamps Use as follows - (2) models 53-57-63 - rear lamps (2) models 54-65-63-75 - stop lamps (2) models 54-65-68-75 - back up lamps	AR	All	56, 57 & 59
		AR	All	58
CONTINUED ON NEXT PAGE				

# Lamps And Wiring

GROUP AND PART NUMBER	DESCRIPTION, SIZE, ETC.	NO. REQ'D	MODEL OR ENGINE CUBIC INCH DISPLACEMENT	YEAR 19__
<b>13465-6 BULBS - CONTINUED</b>				
B6A 13465-B	32 C. P. - S. C. 12 volt back-up lamp - ⊕FDU-13465-A (2) for back-up lamps (2) for parking lamps (2) for tail lamps (2) for reading lamps (2) for rear lamps (4) for rear lamps	2      AR	All All All 57, 63, 65, 68, 75 53A, 54A, 63A, 65A, 68A, 75A 53A, B, 57A, B, 63A, B 54A, 65A, 68A, 75A	56/57 56/57 56/57 58 59
09B 13466-A	4 C. P. - S. C. - 12 volt (2) parking brake lamp (2) rear license lamp (2) courtesy lamp (1) luggage compartment lamp (1) utility lamp	AR	All	56/59
B6A 13466-A	Bulb 12-16 volt - 2C. P. - S. C. - ⊕19B-13466 (1) for glove compartment lamp (1) for radio (1) for multi-luber (1) for push button lubrication (1) for parking brake signal (11) for instrument panel controls (1) for high beam indicator (1) for fuel level indicator (1) for electric door lock (1) for luggage compartment door lock signal lamp	AR	All	56/59
B6A 13466-B	12 Volts - S. C. 2 C. P. - ⊕FDU-15021-A (1) for cigar lighter - instrument panel (2) for lower control panel lighter (1) for automatic headlamp dimmer (1) for AM radio dial (2) for FM radio dial (1) for ignition switch (2) for heater controls (1) for compass (2) for turn signal indicators (1) transmission control selector lamp (4) for door arm rest lighter (1) for lower control panel lighter	AR	All	56/59
B8E 13465-A	21 C. P. - S. C. - 12 volt - ⊕09B-13465-B - used for back-up lamps	AR	All	59
<b>13469 GASKET OR PAD (REAR LAMP MOUNTING)</b>				
B6LY 13469-A	R. H. - 13-49/64" long - ⊕BY-13478-A	1	All	56
B6LY 13679-A	L. H. - 13-49/64" long - ⊕BY-13479-A	1	All	56
<b>13474-5 MOULDING (REAR LAMP)</b>				
BY 13474-A	R. H. - U shaped	(a) 1	All	56
BY 13475-A	L. H. - U shaped	(a) 1	All	56
34053-S8	Nut-hex. -No. 10-24	10	a	
34903-S8	Lockwasher-No. 10	10	a	
356499-S	Washer-flat-3/16" x 1/2"	10	a	
<b>13480 SWITCH (STOPLIGHT)</b>				
B8A 13480-A	⊕FDR-13480-B	1	All	56/59
<b>13502 DOOR (REAR LAMP)</b>				
	See basic part number 13448			
<b>13532 SWITCH (HEADLAMP DIMMER)</b>				
	See basic part number 13A024			

# Lamps And Wiring

GROUP AND PART NUMBER	DESCRIPTION, SIZE, ETC.	NO. REQ'D	MODEL OR ENGINE CUBIC INCH DISPLACEMENT	YEAR 19__
<b>13535 COVER (HEADLAMP DIMMER SWITCH)</b>				
BY 13535-A		(a) 1	All	56/59
52727-S8	Screw-No. 10-12 x 1/2"-cr. pan hd. tap	3	a	
<b>13546 SWITCH (LUGGAGE COMPARTMENT LAMP)</b>				
FDU 13546-A	Located at deck lid - used on cars built after 1-3-56	1	All	56/57
<b>13547 LENS (LUGGAGE COMPARTMENT LAMP)</b>				
8M 13547		1	All	56/57
<b>13550 LAMP (REAR LICENSE)</b>				
B7A 13550-C		(a) 2	All	56
FEL 13550-D	R. H. - less bulb	(a) 1	All	57
FEL 13675-D	L. H. - less bulb	(a) 1	All	57
FFC 13550-A	Less bulb	(a) 1	All	58/59
50397-S13	Screw-cr. oval hd. -No. 6-32 x 1/2"	4	a	
51764-S13	Screw-cr. pan hd. tap-No. 8-32 x 1/2"	2	a	
<b>13564 LENS (REAR LICENSE LAMP)</b>				
B7A 13564-B	LL-56 - ©FDU-13564-A	2	All	56
FEL 13564-B	R. H.	1	All	57
FEL 13669-B	L. H.	1	All	57
<b>13566 DOOR (REAR LICENSE LAMP)</b>				
FEL 13697-A	L. H.	1	All	57
<b>13596 BRACKET (REAR LICENSE PLATE SIDE)</b>				
BA 13596-C		(a) 2	All	56/57
33795-S8	Nut-hex. -1/4"-20	1	a	
34805-S8	Lockwasher-1/4"	1	a	
351776-S8	Bolt-step-1/4"-20 x 1-7/16" (1) to bar assy. rear bumper lower (1) front license plate top to bracket front license plate mounting (2) bracket to support	4	a	
<b>13597 BRACKET (REAR LICENSE PLATE)</b>				
BA 13597-C	Use as follows - (1) rear plate top (1) front plate top	(a) 2	All	56
33795-S8	Nut-hex. -1/4"-20	2	a	
34805-S8	Lockwasher-1/4"	2	a	
351776-S8	Bolt-step-1/4"-20 x 1-7/16"	1	a	
<b>13604-5 JEWEL (INDICATOR WARNING LAMP)</b>				
	See basic part number 10A901			
<b>13610 JEWEL (INDICATOR WARNING LAMP)</b>				
FEL 13610-B	Oil pressure	1	All	57
<b>13649 KIT (AUTOMATIC HEADLAMP DIMMER CONTROL)</b>				
	See basic part number 13A016			
<b>13658 GASKET (AUTOMATIC HEADLAMP DIMMER CONTROL)</b>				
FDU 13658-A	Oval shaped - 2-17/32" long	1	All	56
FEL 13658-A		1	All	57
FFC 13658-B	Round - 1-1/2" dia.	1	All	58/59
<b>13662 PIN (AUTOMATIC HEADLAMP DIMMER CONTROL PIVOT)</b>				
FDU 13662-A	43/64" long	1	All	56
<b>13664 PIN (AUTOMATIC HEADLAMP DIMMER CONTROL HEAD ADJUSTING)</b>				
FDU 13664-A	13/16" long	1	All	56

# Lamps And Wiring

GROUP AND PART NUMBER	DESCRIPTION, SIZE, ETC.	NO. REQ'D	MODEL OR ENGINE CUBIC INCH DISPLACEMENT	YEAR 19__
<b>13667 WIRE (AUTOMATIC HEADLAMP DIMMER CONTROL GROUND)</b>				
FDH 13667-A	NS-5-1/2" long - improvise locally from 16 gage wire	1	All	56
FDU 13667-A	NS-6" long - improvise locally from 16 gage wire	1	All	56
<b>13668 GASKET (REAR LICENSE LAMP SOCKET)</b>				
B7S 13668-A	Rubber - ⊕FEL-13668-A	1	All	56/59
<b>13670 BRACKET (AUTOMATIC HEADLAMP DIMMER CONTROL MOUNTING)</b>				
FDU 13670-B	Includes socket and wire (a)	1	All	56
FEL 14007-A	Plate - sensor unit mounting (a)	1	All	57
52720-S13	Screw-cr. pan hd. tap-No. 8-15 x 3/8"	2	a	
<b>13679 GASKET OR PAD (REAR LAMP MOUNTING)</b>				
	See basic part number 13469			
<b>13682-7 WIRE (AUTOMATIC HEADLAMP DIMMER)</b>				
FDU 13682-A	NS-66-1/4" long - dimmer switch feed - improvise locally (a)	1	All	56
FDU 13683-A	NS-8-1/4" long - dimmer switch to terminal block hi-beam - improvise locally (a)	1	All	56
FDU 13684-A	NS-8-1/4" long - dimmer switch to terminal block lo-beam - improvise locally (a)	1	All	56
FDU 13687-A	NS-66-1/4" long - dimmer switch to foot switch - improvise locally (a)	1	All	56
26457-S7	Screw-cr. rd. hd. -No. 8-32 x 1/4"	1	a	
34052-S8	Nut-hex. -No. 8-32	1	a	
34938-S8	Lockwasher-No. 8	1	a	
52721-S	Screw-cr. pan hd. tap-No. 10-12 x 3/8"	4	a	
<b>13688 INSERT (AUTOMATIC HEADLAMP DIMMER CONTROL MOUNTING BRACKET)</b>				
FDU 13688-A	1-55/64" long	1	All	56
<b>13690 DOOR (COURTESY LAMPS)</b>				
	See basic part number 13728			
<b>13691 TUBE (AUTOMATIC HEADLAMP DIMMER CONTROL)</b>				
FDK 13691-A	Vendor No. 13-86641-5	1	All	56
<b>13692 TUBE (AUTOMATIC HEADLAMP DIMMER BALLAST)</b>				
FDK 13692-B	Vendor No. 26-85692	1	All	56
<b>13694 COVER (AUTOMATIC HEADLAMP DIMMER REGULATOR)</b>				
FDK 13694-B		1	All	56
<b>13695 GASKET (AUTOMATIC HEADLAMP DIMMER REGULATOR COVER)</b>				
FDK 13695-A		1	All	56
<b>13696 HOUSING (AUTOMATIC HEADLAMP DIMMER CONTROL)</b>				
	See basic part number 13A019			
<b>13A701-2 LAMP (READING) LESS BEZEL</b>				
B9FL 13A701-A	R. H. - assembly located at rear quarter upper	1	53B, 54A, 57B, 63B, 65, 75	59
B9FL 13A702-A	L. H. - assembly located at rear quarter upper	1	53B, 54A, 57B, 63B, 65, 75	59
<b>13703 SPRING (SEAT REGULATOR CONTROL KNOB PIVOT)</b>				
FEL 13703-A	Steel - 1-13/64" long - used w/front and rear knobs	2	All	57
FFC 13703-A	6-Way seat - steel - 1-1/4" long - located at seat control on L.H. seat cushion side shield - used with front and rear knobs	2	All	57 & 59

# Lamps And Wiring

GROUP AND PART NUMBER	DESCRIPTION, SIZE, ETC.	NO. REQ'D	MODEL OR ENGINE CUBIC INCH DISPLACEMENT	YEAR 19__
<b>13A703-4 DOOR (READING LAMP)</b>				
B9FL 13A703-A	R. H. (a)	1	53B, 54A, 57B, 63B, 65, 75	59
B9FL 13A704-A	L. H. (a)	1	53B, 54A, 57B, 63B, 65, 75	59
50381-S8	Screw-oval hd. cr. rec. -No. 6-32 x 1/4"	4	a	
<b>13707 LAMP (COURTESY) REAR QUARTER</b>				
FDU 13707-A	Located at front of arm rests - assembly includes lens, socket and wire, and bulb	2	76	56/57
		2	68	58/59
<b>13A707 BRACKET (LUGGAGE COMPARTMENT DOOR LOCK SIGNAL LAMP MOUNTING)</b>				
B9LF 13A707-A	Located at instrument panel	1	All	58/59
<b>13709 BODY &amp; SOCKET (COURTESY LAMP)</b>				
FAA 13709-A	Located at rear quarter	2	76	56/57
<b>13A709 WIRE (COURTESY LAMP SWITCH)</b>				
B6LY 13A709-A	Switch - located at doors - wire 36" long with (4) bullet type terminals - ⊕FDU-14328-B	2	All	56
		2	57A, 58, 76	57
FDU 14328-A	NS-Switch - located at instrument panel - 36" long - for service cut from No. 18 gage wire	1	76	56/57
<b>13713 SWITCH (DOME, COURTESY &amp; LUGGAGE COMPARTMENT LAMPS)</b>				
BOA 13713-A	⊕FAA-13713-A Courtesy and dome lamps Located at front or rear door hinge pillars - Courtesy lamps at rear quarters Courtesy and dome lamps Located at deck lid - Luggage compartment lamp	AR	60, 73	56
		2	76	56/57
		AR	57, 58, 60	57
B9A 13713-A	Length 2-3/32" - ⊕FEW-12660-A Located at front or rear door hinge pillars - Courtesy and dome lamp Located at right of R. H. luggage compartment door hinge -	AR	All	58/59
		1	All	59
B9MF 13713-A	Length 1-7/8" Located at door pillars - Courtesy and dome lamps Located at right of R. H. luggage compartment door hinge -	AR	All	59
		1	All	59
<b>13714 SOCKET &amp; RIM (COURTESY LAMP) UNDER INSTRUMENT PANEL</b>				
OM 13714		1	All	56
<b>13715 LAMP (TRANSMISSION CONTROL SELECTOR)</b>				
	See basic part number 15A801			
<b>13720 SOCKET &amp; WIRE (COURTESY LAMPS) FRONT DOORS</b>				
FDU 13720-B	Wire - 6" long - with (2) bullet type terminals	2	All	56/57
<b>13A726 WIRING &amp; SOCKET (ASH RECEPTACLE LAMP)</b>				
COLF 13A726-A	Assembly includes shield and bulb - located on front and rear doors or quarter arms rests	AR	All	59
<b>13728 DOOR (COURTESY LAMPS)</b>				
B6LY 13728-A	Rear quarter arm rest front - assembly includes lens - ⊕FAA-13723-A	2	68	58/59
B8LY 13728-A	R. H. - black scotch grain- assembly includes door and socket - located at instrument panel extension - ⊕FFC-13723-C	(a) 1	All	58/59
FFC 13690-C	L. H. - black scotch grain - instrument panel extension - assembly includes door with socket	(a) 1	All	58/59
52547-S8	Screw-fill. hd. cr. rec. tap. -No. 10-12 x 1/2"	2	a	



# Lamps And Wiring

GROUP AND PART NUMBER	DESCRIPTION, SIZE, ETC.	NO. REQ'D	MODEL OR ENGINE CUBIC INCH DISPLACEMENT	YEAR
<b>13730 BULB</b>				
B5A 13730-A	12 Volt - 6 C. P. - ⓈSE-51-13730 (2) for courtesy lamp (1) for luggage compartment lamp	AR	All	56/59
B6A 13730-A	15 C. P. - 12 volt - ⓈFDU-13730-A (1) for dome lamp (1) for dome lamp (2) for roof rail lamp (1) for top center rear seat courtesy lamp	AR	All  All except 68A	56/57  58/59
<b>13A732 KIT (MINIATURE LAMP ASSORTMENT)</b>				
B9AZ 13A732-A	Consists of the following - (20) B6A-13465-A (type 1034) (10) B6A-13465-B (type 1073) (20) 11A-13465 (type 1154) (10) 40-13465 (type 1158) (10) 78-13466 (type 55) (10) B6A-13466-A (type 57) (20) B-13466 (type 63) (20) 09B-13466 (type 67) (10) B6A-13730-A (type 1003) (1) plastic dispenser	1	All	56/59
<b>13734 LENS (COURTESY LAMP)</b>				
FDU 13734-A	R. H. - located at R. H. front door	1	All	56/57
FDU 13744-A	L. H. - located at L. H. front door	1	All	56/57
FFC 13734-B	R. H. - located at instrument panel extension	(a) 1	All	58/59
FFC 13741-B	L. H. - located at instrument panel extension	(a) 1	All	58/59
51245-S13	Screw-rd. hd. cr. rec. tap. -No. 8-32 x 3/8"	2	a	
370684-S100	Screw-rd. hd. cr. rec. tap. -No. 8-15 x 1-3/4"	2	a	
<b>13740 SWITCH (INSTRUMENT PANEL LAMP)</b>				
FDU 13740-A	Rheostat type with (2) terminals - dimmer	(a) 1	All	56/57
34938-S8	Lockwasher No. 8-switch to instrument control housing back plate	2	a	
51564-S8	Screw-cr. fill. hd. -No. 8-32 x 3/8"-switch to instrument control housing back plate	2	a	
<b>13741 LENS (COURTESY LAMP)</b>				
	See basic part number 13734			
<b>13742 BEZEL (READING LAMP)</b>				
PB9L 13742-A	Chrome finish - 3-1/2" x 6-1/4" - located at upper rear quarter - Ⓢ2701706	(a) 2	53B, 54A, 57B, 63B, 65, 75	59
52724-S8	Screw-pan hd. cr. rec. tap. -No. 6-18 x 1/2"	4	a	
<b>13743 LENS (READING LAMP)</b>				
PB9L 13743-A	Used with R. H. and L. H. lamps - located at upper rear quarters - Ⓢ2701701	2	53B, 54A, 57B, 63B, 65, 75	59
<b>13744 LENS (COURTESY LAMP)</b>				
	See basic part number 13734			
<b>13750 SOCKET &amp; WIRING (READING LAMP)</b>				
PB9L 13750-A	Ⓢ2703209	2	53B, 54, 57B, 63B, 65, 75	59
<b>13752 SWITCH (DOME &amp; COURTESY LAMPS)</b>				
FDU 13752-C	Toggle - chrome finish - located at instrument panel - for dome lamp - roof rail lamp or rear quarter lamps	1	All	58
PB9M 13752-A	Ⓢ2701705	(a) 2	53B, 54, 57B, 63B, 65, 75	59
41540-S8	Screw-pan hd. cr. rec. tap. -No. 6-32 x 1/4"	2	a	

# Lamps And Wiring

GROUP AND PART NUMBER	DESCRIPTION, SIZE, ETC.	NO. REQ'D	MODEL OR ENGINE CUBIC INCH DISPLACEMENT	YEAR 19__
<b>13783 LENS (DOME &amp; ROOF RAIL LAMPS)</b>				
FDU 13783-D	Roof rail lamp and dome lamp	AR	57, 58, 60A, 73A, B	56/57
FDU 13783-E	Roof rail lamp	2	73B	56
		2	57B, 58B	57
FFC 13783-A	Dome lamp - glass	1	All	58
		1	53A, 57A, 63A	59
<b>13787 BODY (DOME LAMP AND ROOF RAIL)</b>				
FAC 13787-B	Dome lamp less socket	(a) 1	60A, 73	56
		(a) 1	57, 58	57
B6LY 13787-A	Roof rail - chrome finish - not used with a/cond. - ⊕FDU-13778-D	(c) 2	73B	56
		(c) 2	57B, 58B	57
B6LY 13787-B	Roof rail - chrome finish - ⊕FEL-13778-A	(c) 2	60	56/57
FFC 13787-C	Dome lamp - chrome finish - 3-5/8" x 9-1/8" - less socket	(b) 1	All except 68	58
		1	53A, 57A, 63A	59
	52546-S8		Screw-fill. hd. cr. rec. tap. -No. 8-15 x 1/2"	
	52720-S8		Screw-pan hd. cr. rec. tap. -No. 8-15 x 3/8"	
	52726-S8		Screw-pan hd. cr. rec. tap. -No. 8-15 x 1/2"	
<b>13793 SOCKET &amp; WIRE (DOME LAMP)</b>				
FFC 13793-A	Assembly includes mounting bracket	1	All except 68	58
		1	53A, 57A, 63A	59
<b>13A800 RING (HORN BLOWING)</b>				
B6LY 13A800-A	12" O. D. - die casting - ⊕FDU-3624-B	(a) 1	All	56
B7LY 13A800-A	⊕FEL-3624-A	(a) 1	All	57
B8LY 13A800-A	⊕FFC-3624-C	(a) 1	All	58
B9LF 13A800-A		(b) 1	All	59
	354717-S8		Ring-snap	
	370452-S		Washer-flat-No. 8	
	372053-S8		Bolt-hex. shoulder-No. 8	
<b>13A804 WIRING (HORN RELAY TO HORN)</b>				
B7LY 13A804-A	(3) Terminals - ⊕FEL-14440-A	1	All	57
B7A 14440-B	⊕FEG-14440-C	1	All	57
PB9L 14400-A	(3) Terminals - also used for front bumper mounting horns - ⊕2702562	1	All	58/59
B9LF 13A804-A	Jumper for radiator support mounted horns	1	All	59
B9LF 13A804-B	For radiator support mounted horns	1	All	59
<b>13A807 SPRING (HORN BLOWING RING)</b>				
B5MY 13A807-A	1" free length - 2-13/64" diameter - ⊕FDU-3626-A	1	All	56
B8SZ 13A807-A	1" free length - ⊕FAB-3626-A	1	All	56/57
B8LY 13A807-A	4" diameter x 2-1/2" long - ⊕FFC-3626-B	1	All	58
<b>13A808 PLATE &amp; BRUSH (HORN BLOWING RING CONTACT)</b>				
B6LY 13A808-A	Plate - ⊕FDU-3630-A	(a) 1	All	56/57
B8LY 13A808-A	Plate - 4-5/32" diameter x 5/32" thick - ⊕FFC-3630-A	(a) 1	All	58
	51754-S8		Screw-cr. pan hd. tap. -No. 6-32 x 3/8"	
	354698-S		Washer-flat-9/64" I. D. x 3/8" O. D. -to insulate screws	
	354717-S		Ring-snap-to ground ring	
	370452-S		Washer-flat-No. 8	
<b>13A810 RETAINER (HORN BLOWING RING MEDALLION)</b>				
B6LY 13A810-A	(3) 1/8" mounting holes - ⊕FDU-3650-B	(a) 1	All	56/57
	33360-S		Screw-pan hd. tap. -No. 4-24 x 1/4"	
<b>13A813 PAD (HORN BLOWING RING SHOCK)</b>				
B9LY 13A813-A	⊕2701248, ⊕PB9L-3672-A	1	All	59

# Lamps And Wiring

GROUP AND PART NUMBER	DESCRIPTION, SIZE, ETC.	NO. REQ'D	MODEL OR ENGINE CUBIC INCH DISPLACEMENT	YEAR 19__
<b>13A815 CUP (HORN BLOWING RING)</b>				
B9LY 13A815-A	⊕2701247, ⊕PB9L-3673-A	1	All	59
<b>13A816 INSULATOR (HORN BLOWING RING)</b>				
B6LY 13A816-A	⊕FDU-33673-A	1	All	56/57
B8LY 13A816-A	4-13/64" diameter x 3/32" thick nylon - ⊕FFC-33673-A	1	All	58
B9LY 13A816-A	⊕2701249, ⊕PB9L-33673-A	4	All	59
<b>13A817 TRIM (HORN BLOWING RING)</b>				
B6LY 13A817-A	V die casting - ⊕FDU-3621-A (a)	2	All	56/57
52727-S8	Screw-cr. pan hd. tap. -No. 10-12 x 1/2"	2	a	
<b>13A821 BRUSH (HORN BLOWING RING CONTACT)</b>				
B8LY 13A821-A	⊕FFC-33788-A	1	All	58/59
<b>13827 SPACER (HORN BRACKET SPRING)</b>				
B5A 13827-A	1/4" I. D. x 1/2" O. D. - ⊕FEA-13827-A	AR	All	56/57
<b>13A827 INSULATOR &amp; WIRE (HORN BLOWING CONTACT)</b>				
BAJ 17167-A	Used with remote control mirror - located inside at handle (a)	1	All	57
B8LY 13A827-A	21-1/2" long	1	All	58
B8LY 13A827-B	Used with remote control mirror - located inside at handle - ⊕BAK-14257-C (a)	1	All	58/59
B9LY 13A827-A	⊕2700026, ⊕PB9L-14257-A	1	All	59
52380-S13	Screw-cr. oval hd. tap-No. 6-18 x 1-1/4"-escutcheon to door	2	a	
<b>13830-1 BRACKET (HORN MOUNTING)</b>				
FDU 13830-A		2	All	56/57
FFC 13830-A	R. H.	1	All	58
FFC 13831-A	L. H.	1	All	58
B9LF 13830-A	Upper - for radiator support mounted horns	1	All	59
B9LF 13831-A	Lower - for radiator support mounted horns	1	All	59
PB9L 13830-A	R. H. - for bumper mounted horns - ⊕2702824	1	All	59
PB9L 13831-A	L. H. - for bumper mounted horns - ⊕2702823	1	All	59
<b>13832-3 HORN</b>				
B8A 13832-A	R. H. - high pitch - ⊕FET-13832-D	1	All	56/59
B8A 13833-A	L. H. - low pitch - ⊕FET-13833-D	1	All	56/59
FEM 13832-B	R. H. - high pitch - 12 volt	1	All	58
<b>13A833 INSULATOR (HORN BLOWING RING)</b>				
B8LY 13A833-A	Tubing-1/2" long x .24" O. D. - rubber - ⊕FFC-3628-A	3	All	58
<b>13853 RELAY &amp; BRACKET (HORN)</b>				
B8C 13853-A	12 Volt - with bracket - ⊕FFD-13853-A	1	All	58/59
31497-S8	Screw-hex. washer hd. tap. -type A-No. 14-10 x 1/2"	2	a	
<b>13958 GASKET (DOME LAMP LENS)</b>				
FFC 13958-A	Sponge rubber - 3" x 8-9/16" - with (2) 7/32" dia. holes	1	All except 68	58
		1	53A, 57A, 63A	59
<b>14A003 COVER (FUSE PANEL)</b>				
B9FL 14A003-A		1	All	59
<b>14004 AMPLIFIER (HEADLAMP DIMMER)</b>				
FEL 14004-A		(a)	1	All
FFC 14004-A		(a)	1	All
42143-S8	Screw-hex. w/hd. tap. No. 14-10 x 3/4"	8	a	58/59
<b>14005 CONNECTOR (HEADLAMP DIMMER)</b>				
FEL 14005-A		1	All	57/59

# Lamps And Wiring

GROUP AND PART NUMBER	DESCRIPTION, SIZE, ETC.	NO. REQ'D	MODEL OR ENGINE CUBIC INCH DISPLACEMENT	YEAR 19__
<b>14006 WIRING (HEADLAMP DIMMER RELAY TO HEADLAMPS)</b>				
FEL 14006-A		1	All	57
<b>14A008 WIRING (CIRCUIT BREAKER TO LUGGAGE COMPARTMENT LOCK SWITCH)</b>				
B8LY 14A008-A	249" long - with (8) terminals - @FFC-14793-C	1	All except 68	58
B8LY 14A008-B	258" long - with (10) terminals - @FFC-14793-D	1	68	58
B9FL 14A008-A	244-1/2" long with 10 terminals	1	All except 68A	59
B9FL 14A008-B	244-1/2" long with 12 terminals	1	68A	59
<b>14A012 WIRING (ASH RECEPTACLE LAMP FEED)</b>				
COLF 14A012-B	57-1/2" with (1) multiple and (2) single connections - used at front and rear door or quarters - (for socket and wire refer to 13A726)	AR	All	59
<b>14014 WIRE (ELECTRIC DOOR LOCK FEED)</b>				
FEL 14014-B	70" long - with (4) bullet type terminals	1	57, 58	57
<b>14016 CAP (LUGGAGE COMPARTMENT DOOR LOCK SWITCH CYLINDER)</b>				
FEY 14016-A	Chrome finish - 3/8" dia.	1	All	58/59
<b>14A016 INSULATOR (WINDOW REGULATOR SWITCH) DOUBLE</b>				
B9LF 14A016-A	Rubber - 1-1/4" x 1-5/8" with (2) 1/8" dia. holes - cover (2) 14529 switches at multiple housing L.H. front door arm rest	AR	All	59
B9LF 14A016-B	Rubber - 51/64" x 1-1/4" with (1) 1/8" dia. hole - covers (1) 14529 switch at R.H. front door arm rest	1	All	59
<b>14021 SOLENOID (ELECTRIC DOOR LOCK)</b>				
FFC 14021-B	Front & rear doors (a)	1	All	57/58
PB9L 14021-A	Doors - front & rear - located at doors - @2703434 (a)	AR	All	59
43486-S8	Screw and washer-hex. hd. -No.12-24 x 3/8"	AR	a	
<b>14024-5 WIRING (FRONT DOOR ELECTRIC LOCKS)</b>				
FEL 14024-C	R.H. - 152-3/4" long - with (24) single terminals	1	All	57
FFC 14024-B	R.H. - 113" long - with (17) single terminals	1	All	58
FFC 14025-A	L.H. - 82" long - with (8) single terminals	1	All	58
B9FL 14024-A	34" long with (9) terminals - located at relays and circuit breaker on R.H. fender apron to cowl	1	All	59
B9FL 14024-B	R.H. - 103-1/2" long with (12) terminals located instrument panel to R.H. front door	1	All	59
PB9L 14025-A	L.H. - 80" long with (8) terminals - located instrument panel to L.H. front door - @2703437	1	All	59
<b>14026 WIRING (REAR DOOR ELECTRIC LOCKS)</b>				
FEL 14026-C	R.H. and L.H. - 106-1/4" long - with (6) single terminals	2	57, 58	57
FFC 14026-A	R.H. and L.H. - 170" long - with (6) single terminals	2	57, 75	58
PB9L 14026-A	(1) for R.H. and (1) for L.H. - @2703440	2	All	59
<b>14A027 WIRE (WINDOW REGULATOR RELAY FEED)</b>				
B6LY 14A027-A	79-1/2" long - with (14) terminals - for cars built after 12-16-55 - @FDU-14705-B (a)	1	All	56
B7LY 14A027-A	79-1/4" long - with (8) single and (2) multiple terminals (a)	1	All	57
34079-S8	Nut-hex. -No.10-32	1	a	
34803-S7	Lockwasher	1	a	
<b>14028 SWITCH &amp; KNOB (ELECTRIC DOOR LOCKS)</b>				
FEL 14028-A	Located at instrument panel	1	All	57
FFC 14028-A	Located at instrument panel - (for 1959 see basic part number 15668)	1	All	58
<b>14030 SOLENOID (LUGGAGE COMPARTMENT ELECTRIC DOOR LOCK)</b>				
FEY 14030-A	Located at luggage compartment door	1	All	58/59

# Lamps And Wiring

GROUP AND PART NUMBER	DESCRIPTION, SIZE, ETC.	NO. REQ'D	MODEL OR ENGINE CUBIC INCH DISPLACEMENT	YEAR 19__
<b>14A065                    CIRCUIT BREAKER &amp; BRACKET</b>				
B5LY 14A065-A	12 Volt - ⊕FDU-12258-B	1	All	56
B8E 14526-A	12 Volt - 6 amp. - used with heater and/or air conditioner	1	All	58
41554-S8	Screw-pan hd. tap-No. 8-32 x 3/8"	2	a	
<b>14A067                    PANEL (FUSE JUNCTION)</b>				
B6LY 14A067-A	⊕FDU-14708-A	1	All	56/58
COMF 14A067-A		1	All	59
<b>14A083-4                MOTOR &amp; DRIVE (DOOR VENT WINDOW)</b>				
B7LY 14A083-A	R. H.	1	All	57
B7LY 14A084-A	L. H.	1	All	57
<b>14A086                    WIRING (STARTER RELAY TO HEADLAMP SWITCH)</b>				
B8LY 14A086-A	With 50 amp. heavy duty generator - ⊕FFC-14944-A	1	All	58
B9LY 14A086-A	⊕B9FL-14944-B	1	All	59
<b>14149                    ADAPTOR (LUGGAGE COMPARTMENT DOOR LOCK SWITCH MOUNTING)</b>				
B8S 14149-A	1-1/4" O. D. x 1-1/32" I. D. - ⊕FFC-3847-A	1	All	58/59
<b>14149                    LAMP (LUGGAGE COMPARTMENT DOOR LOCK SWITCH SIGNAL)</b>				
FFC 14149-A	Assembly includes socket and wire - spring - lens and bulb - located at instrument panel	1	All	58/59
<b>14150                    KIT (LUGGAGE COMPARTMENT DOOR LOCK &amp; SWITCH)</b>				
B9LF 14150-C&D	NS-Service details only - when ordering dealer must list each of the following applicable detail parts -			
	FEY-3844-C                    switch assembly	1	All	59
	B9LF-13A707-A                bracket	1	All	59
	B9MF-13713-A                switch	1	All	59
	B9FL-14A008-A                wire assembly	1	All except 68A	59
	B9FL-14A008-B                wire assembly	1	68A	59
	FEY-14030-A                 solenoid assembly	1	All	59
	B8S-14149-A                 adaptor	1	All	59
	FFC-14149-A                 lamp assembly	1	All	59
	B7A-14526-A                 circuit breaker - ⊕FDU-14526-E	1	All except 68A	59
	FEK-14766-A                 switch assembly	1	68A	59
	FFC-14794-B                 wire assembly	1	All	59
	B8E-14927-A                 nut - ⊕FEY-14927-A	1	All	59
	FFC-15651-A                 bracket	1	All	59
	BAK-5743200-B                lock assembly	1	All	59
	BAK-5743266-A                bracket	1	All	59
	BAK-5743483-A                link - lock solenoid	1	All	59
	31497-S8                     screw	2	All except 68A	59
	34079-S8                     nut	2	All except 68A	59
	34802-S7                     washer - No. 8 - spring lock	4	All	59
	34803-S7                     washer - No. 10 - spring lock	2	All except 68A	59
	42127-S8                     screw	1	All	59
	51855-S7                     screw	4	All	59
	354666-S2                    screw and washer	5	All	59
	371020-S13                  washer - 1" flat	1	All	59
<b>14197                    CLIP (LUGGAGE COMPARTMENT LAMP WIRING TO DOOR)</b>				
B9FM 14197-A	"E" wiring - luggage compartment lamp - attaches lamp wire to inner panel of luggage compartment door	1	All	56/59
<b>14205                    PLATE (FRONT FENDER NAME)</b>				
	See basic part number 16604			

# Lamps And Wiring

GROUP AND PART NUMBER	DESCRIPTION, SIZE, ETC.	NO. REQ'D	MODEL OR ENGINE CUBIC INCH DISPLACEMENT	YEAR 19__
<b>14207 CABLE (HOOD LOCK REMOTE CONTROL)</b>				
BAK 14207-A		1	All	58/59
<b>14253 WEATHERSTRIP (FRONT FENDER SPLASH SHIELD INNER)</b>				
BAK 14253-A	NS-9-15/32" long - cut from BAF-16170-A	1	All	58
BAK 14253-B	L. H.	1	All	59
<b>14254 ABSORBER (HOOD CENTER SOUND - FRONT)</b>				
BAK 14254-A	Fiber glass - see 16782 for center rear	1	All	58/59
<b>14265-6 GUSSET (FRONT BUMPER UPPER TO LOWER IMPACT BAR)</b>				
BAK 14265-A	R. H.	1	All	58
BAK 14266-A	L. H.	1	All	58
<b>14289 WIRING (DASH PANEL TO ENGINE GAGE FEED)</b>				
FEL 14289-A	31 Terminals	(a) 1	All	57
FFC 14289-D	Heavy duty generator only - cars prior to 12/1/57	(a) 1	All	58
B9FL 14289-A	All with heater only and for a/cond. units built from Job 1, to 6-1-59 - use B9LF-14289-B on units built after 6-1-59	1	All	59
B9LF 14289-B	For a/cond. - with 3 speed blower motor	1	All	59
352999-S32	Clip-wiring	3	a	
353547-S2	Clip-wiring	1	a	
356640-S2	Clip-wiring	AR	a	
358315-S32	Clip-wiring	AR	a	
<b>14290 WIRING (DASH PANEL TO HEAD LAMP JUNCTION)</b>				
FEL 14290-B	17 Terminals - leads for front turn signals parking lamps, high and low beam leads, headlamp ground and road lamp switch to road lamps	(a) 1	All	57
FFC 14290-C	21 Terminals - leads for front turn signals parking lamps, headlamps and heater switch	(a) 1	All	58
B9FL 14290-B	Used with a/cond. prior to 6-1-59 with B9FL-14401-A wiring and 2 speed motor	1	All	59
B9LF 14290-B	Used on models with heater only built after 1-1-59 - use B9FL-14290-B for models built prior to 1-1-59	1	All	59
B9LF 14290-D	Used with a/cond. on cars built after 6-1-59 with B9FL-14401-E wiring and 2 speed motor	1	All	59
352999-S32	Clip-wiring	2	a	
<b>14294 KIT (WIRE TERMINAL)</b>				
B9A 14294-PAK	⊕B9FA-14294-A	1	All	59
<b>14296 WIRE (HIGH TENSION)</b>				
8A 14296-A	100 ft. spool - No. 16 gage	AR	All	56
B6A 14296-A	Primary - 100 ft. spool - No. 12 gage - ⊕FDR-14296-B	AR	All	56/58
B6A 14296-B	Primary - 100 ft. spool - No. 14 gage - ⊕FDR-14296-C	AR	All	56/58
B6A 14296-C	Primary - 100 ft. spool - No. 16 gage ⊕FDR-14296-D	AR	All	56/58
FFC 14296-A	100 ft. spool - No. 8 gage code A	AR	All	58
<b>14297 WIRING (ELECTRIC WINDSHIELD WASHER FEED)</b>				
FDU 14297-B	7-1/4" long - includes fuse holder - also serviced in 17503 kit	1	All	56

# Lamps And Wiring

GROUP AND PART NUMBER	DESCRIPTION, SIZE, ETC.	NO. REQ'D	MODEL OR ENGINE CUBIC INCH DISPLACEMENT	YEAR 19__
<b>14300 CABLE (BATTERY TO STARTER RELAY)</b>				
FEL 14300-A	17-1/4" long - No. 6 gage cable (a)	1	All	56/57
FEK 14300-B	No. 6 gage - 13-3/4" long (a)	1	All	58
COAF 14300-A	15" long	1	All	59
23017-S16	Bolt-sq. hd. -5/16"-18 x 1-1/4" battery end	1	a	
33797-S7	Nut-hex. -5/16"-18-cable to battery	1	a	
33798-S8	Nut-hex. -5/16"-24	1	a	
34781-S7	Washer-trapezoidal spring lock-5/16"	1	a	
354386-S	Grommet-cable thru dash brace	1	a	
<b>14301 CABLE (BATTERY TO GROUND)</b>				
FEL 14301-A	29-1/4" long - No. 6 gage cable (a)	1	All	56/57
B9ME 14301-A	No. 6 gage - 20" between terminals	1	All	58
B6A 14301-C	19-1/4" long - ⊕FAA-14301-A	1	All	58/59
COMF 14301-A	20" between terminals - No. 6 gage wire	1	All	59
23017-S16	Bolt-sq. hd. -5/16"-18 x 1-1/4"-cable to battery	1	a	
33797-S7	Nut-hex. -5/16"-18-cable to battery	1	a	
354386-S	Grommet-cable thru dash brace	1	a	
<b>14302 WIRE (COIL TO DISTRIBUTOR) LOW TENSION</b>				
FDV 14302-A	NS-14" long - cut 14" from B6A-14276-C	1	All	56/59
34079-S8	Nut-hex. -No. 10-32-ignition coil to distributor	2	a	
34803-S7	Lockwasher-No. 10-ignition coil to distributor	2	a	
<b>14303 CABLE (DASH TO ENGINE GROUND)</b>				
FAA 14303-A		1	368	56/57
FFC 14303-A	10" long	1	All	58/59
<b>14305 WIRE (GENERATOR TO GENERATOR REGULATOR)</b>				
FDU 14305-A		1	368	56/57
FFC 14305-A	For use with 40 amp. generator	1	All	58/59
FFC 14305-C	With a/cond. conversion kit - used on a/cond. vehicles built prior to 6-15-59 with American Bosch generators	1	All	58/59
B9LF 14305-B	Used with Delco-Remy 50 amp. generators	1	All	59
<b>14323 WIRING (HEATER SWITCH TO CIRCUIT BREAKER)</b>				
FFC 14323-A	43" long	1	All	58
<b>14328 WIRE (COURTESY LAMP SWITCH)</b>				
	See basic part number 13A709			
<b>14334 WIRING (INTERIOR LAMPS) FEED</b>				
FEL 14334-A	Dome lamp - used with a/cond. on model 73B	1	73	56
FEL 14334-B	Roof rail lamp-used without a/cond. on model 73B	1	73B	56
FDU 14334-D	Roof rail lamp	1	60	56/57
FEL 14334-A	Dome lamp - used with a/cond. on models 57B, 58B	1	57, 58	57
FEL 14334-C	Roof rail lamp - used without a/cond. on models 57B, 58B	1	57B, 58B	57
FFC 14334-C	Dome lamp	1	All except 68	58
PB9L 14334-B	Courtesy lamps at lower rear quarters - runs between right and left lamps - 202" long with (3) terminals - ⊕2702425	1	68	58/59
B9FL 14334-A	Reading lamps at rear quarter 180" long (a)	1	53B, 54, 57B, 63B, 65, 75	59
PB9L 14334-A	Dome lamp - 102" long with (3) terminals - ⊕2702092 (a)	1	53A, 57A, 63A	59
359327-832	Clip	5	a	
<b>14343 WIRE (GROUND)</b>				
B9MF 14343-A	Cigar lighter ground	2	All	56
MED-FDU 14343-A	8-1/2" long - quarter arm rest cigar lighter ground	2	60, 76	56

# Lamps And Wiring

GROUP AND PART NUMBER	DESCRIPTION, SIZE, ETC.	NO. REQ'D	MODEL OR ENGINE CUBIC INCH DISPLACEMENT	YEAR 19__
<b>14350 WIRE (FRONT SEAT BACK CIGAR LIGHTER)</b>				
FDU 14350-A	115" long - with (2) bullet type terminals	(a) 1	73	56
		(a) 1	57, 58	57
34052-S8	Nut-No. 8-32	1	a	
34802-S7	Lockwasher-No. 8	1	a	
356668-S32	Clip-wire to front seat frame	4	a	
<b>14351 WIRE (CIRCUIT BREAKER TO STARTING MOTOR RELAY)</b>				
	See basic part number 15A666			
<b>14389 WIRE (COURTESY LAMP SOCKET)</b>				
FDU 14389-A	NS-4-1/4" long - for service use B-13412 - Courtesy lamps under instrument panel	2	All	56/57
	Courtesy lamp at rear quarter	2	76	56/57
	Courtesy lamp at rear quarter	2	68	58/59
<b>14401 WIRING - MAIN (INSTRUMENT PANEL TO DASH)</b>				
FDU 14401-E		(a) 1	All	56
FEL 14401-E	Main	(a) 1	All	57
FFC 14401-F	Main	1	All	58
B9LF 14401-C	Used on models without a/cond. built prior to 6-1-59 - after 6-1-59 use B9LF-14401-R	1	All	59
B9LF 14401-F	Used on models with a/cond. built prior to 6-1-59 - after 6-1-59 use B9LF-14401-S	1	All	59
B9LF 14401-L	Used with 50 amp. alternator	1	All	59
B9LF 14401-R	Used on models without a/cond. built after 6-1-59	1	All	59
B9LF 14401-S	Used on models with a/cond. built after 6-1-59	1	All	59
34051-S8	Nut-hex. No. 6-32	AR	a	
34052-S8	Nut-hex. No. 8-32	AR	a	
34079-S8	Nut-hex. -No. 10-32	AR	a	
34801-S7	Washer-lock-No. 6	AR	a	
34802-S7	Washer-spring-lock-No. 8	AR	a	
34803-S7	Washer-lock-No. 10	AR	a	
352999-S32	Clip-wiring	AR	a	
356668-S32	Clip-wiring	AR	a	
357487-S32	Clip-wiring	AR	a	
<b>14405 WIRING (REAR LAMPS)</b>				
FDU 14405-S	305-1/2" loom with 24 terminals	(a) 1	60	56
FDU 14405-U	306" loom with 23 terminals	(a) 1	73	56
FEL 14405-A	(23) Terminals	(a) 1	57, 58	57
FEL 14405-B	(24) Terminals	(a) 1	60	57
FEL 14405-C	(26) Terminals	(a) 1	76	57
B9LF 14405-A		1	63A, B, 65A, 68A	58
B9LF 14405-B		1	53A, B, 54A, 57A, B, 75A	58
B9LF 14405-C		1	53A, B, 54A, 57A, B, 75A	59
B9LF 14405-D		1	63A, B, 65A, 68A	59
31497-S8	Screw-hex. -w/hd. tap-No. 14-10 x 1/2"	AR	a	
34052-S8	Nut-hex. -No. 8-32	AR	a	
34802-S7	Washer-spring lock-No. 8	AR	a	
354180-S32	Clip-wiring	AR	a	
354188-S32	Clip-wiring	AR	a	
354315-S	Grommet-rubber-wiring thru left rear floor extension	1	a	
354362-S32	Clip-wiring	AR	a	
356628-S	Clip-wiring	AR	a	
356668-S32	Clip-wiring	AR	a	
359776-S32	Clip-wiring	AR	a	



# Lamps And Wiring

GROUP AND PART NUMBER	DESCRIPTION, SIZE, ETC.	NO. REQ'D	MODEL OR ENGINE CUBIC INCH DISPLACEMENT	YEAR 19__
<b>14413 SWITCH &amp; WIRE (GLOVE COMPARTMENT LAMP)</b>				
FDT 14413-A	Located at glove box	1	All	56/57
FDH 14413-A	Located at glove box	1	All	58/59
<b>14429 FUSE (CIGAR LIGHTER)</b>				
	See basic part number 14526-7			
<b>14430 SHELL (FUSE HOLDER)</b>				
FDU 14430-N	3 Lug type - w/wire	AR	All	56/59
FDU 14430-P	2 Lug type - w/wire	AR	All	56/59
<b>14431 CABLE (STARTER RELAY TO STARTER)</b>				
FEL 14431-A	9-1/4" long - No. 4 gauge and No. 6 gauge (a)	1	All	56/57
B9LF 14431-A	26-1/4" long	1	All	58/59
COMF 14431-A	27-1/2" long	1	All	59
33798-S8	Nut-hex. -5/16"	1	a	
34781-S7	Washer-trapezoidal spring lock-5/16"	1	a	
<b>14434 SPRING (FUSE HOLDER)</b>				
FDU 14434-A	1 Amp	AR	All	56/57
FDU 14434-B	7.5 Amp	AR	All	56/58
<b>14440 WIRING (HORN RELAY TO HORNS)</b>				
	See basic part number 13A804			
<b>14445 WIRING (HEADLAMP)</b>				
FDU 14445-A	R. H. to L. H. - 62" loom	1	All	56
<b>14448 BLOCK (ELECTRICAL WIRING JUNCTION)</b>				
8W 14448	3-1/2" long x 7/8" wide	1	76	56
B9AF 14448-A	(4) Singles and (2) doubles - ⊕FDT-14448-C	1	All	56
B7A 14448-A	(2) Singles - 2-19/32" long - ⊕FDU-14448-B	AR	All	56/57
	(1) Used with power seats			
	(1) Used with power windows			
B6A 14448-B	(4) Singles - ⊕FDT-14448-B	1	All	56/59
	(1) R. H. to L. H. headlamp (4) singles			
	(1) Body with air conditioning (4) singles			
	(1) Electric seat relay (4) singles			
B6A 14448-D	⊕FDU-14448-A	2	All	56/59
	(1) For electric window regulator			
	(1) For electric seat regulator			
FEL 14448-A	(8) Singles (a)	1	All	57
34079-S8	Nut-No. 10-32	5	a	
34803-S7	Lockwasher-No. 10	5	a	
<b>14453 TERMINAL (SPARK PLUG WIRE AT DISTRIBUTOR)</b>				
B8A 14453-A	⊕FEU-14453-A	10	430	58
<b>14461 TERMINALS (WIRE)</b>				
O1A 14461	Bullet type	AR	All	56
<b>14464 TERMINALS (WIRE)</b>				
B6A 14464-A	Flag eyelet - ⊕FDR-14464-A	AR	All	56/57
<b>14468 TERMINALS (WIRE)</b>				
B6A 14468-A	⊕FDR-14468-A	AR	All	56/57

# Lamps And Wiring

GROUP AND PART NUMBER	DESCRIPTION, SIZE, ETC.	NO. REQ'D	MODEL OR ENGINE CUBIC INCH DISPLACEMENT	YEAR 19__
<b>14474 TERMINALS (WIRE)</b>				
FAA 14474-A	Female snap - on type	AR	All	56/57
B7LY 14474-A	⊕FDA-14421-B, EB8E-14421-A automatic headlamp wiring "Y" terminal	1	All	57/59
<b>14486 SWITCH &amp; WIRING (DIRECTIONAL SIGNAL)</b>				
	See basic part number 13A319			
<b>14487 CONNECTOR (WIRE)</b>				
B9MF 14487-A	Single - female	AR	All	59
<b>14487-8 TERMINALS (INSULATORS - CONNECTORS WITH WIRES)</b>				
11A 14487		AR	All	56
B 14487	Bullet terminal single	AR	All	56/57
59A 14487	Bullet terminal double	AR	All	56/57
B7A 14487-A	Wiring - bullet terminal - single ⊕FDT-14487-A	AR	All	56/57
B 14455	Sleeve	AR	All	56/58
B6A 14487-A	Bullet terminal double - ⊕FDT-14487-B	AR	All	56/58
B7A 14488-C	Single - female - 16, 18 gauge - code "J"	AR	All	56/59
B9FL 14488-A	Double - female	AR	All	59
<b>14495 WIRE (IGNITION COIL TO IGNITION RESISTOR)</b>				
FDR 14495-B	NS-Make from No.16 or 18 gauge wire (a)	1	368	56/57
34079-S8	Nut-hex. hd. No.10-ignition resistor wire to coil	1	a	
34803-S7	Lockwasher - No. 10	1	a	
<b>14512 RELAY (BACK WINDOW &amp; SEAT REGULATOR CONTROLS)</b>				
B6A 14512-A	For two motor 4-way seat - horizontal - located at motor - used on cars with or without electric windows - ⊕FDU-14512-A	1	All	56
FFC 14512-A	Back window motor relay - located back of rear seat riser	1	68	58/59
<b>14513 BUS BAR (WINDOW REGULATOR CONTROL SWITCH)</b>				
FDU 14513-B	For multiple switch - 2-25/32" long - located at L. H. - front door - used on cars built after 12-15-55	1	All	56
FEL 14513-A	For multiple switch - 3-19/32" long - located at L. H. - instrument panel extension	1	All	57
FFC 14513-A	For double switch - 1-5/8" long - from center of holes - located at R. H. - instrument panel extension	1	All	58
	For R. H. front door and vent window - 1-7/8" long with (2) 1/8" dia. holes - located at double housing on R. H. arm rest front door	1	All	59
FFC 14513-D	For multiple switch - "L" shaped with (2) holes - located at L. H. - instrument panel extension	AR	All	58
	For all windows - switches located at multiple housing on L. H. front door arm rest - 1-1/8" long with (2) 5/32" holes	1	All	59
<b>14523 PLATE (WINDOW REGULATOR SINGLE SWITCH MOUNTING)</b>				
B6A 14523-A	Round type - 2-3/16" dia. - ⊕FDU-14523-A	AR	All	56
B7A 14523-A	Round type - 2-1/16" dia. - ⊕FEG-14523-B	AR	All	57
PB9L 14523-A	Round type - 2-1/32" dia. - used on rear doors or quarters - ⊕2702923	AR	All	58/59

# Lamps And Wiring

GROUP AND PART NUMBER	DESCRIPTION, SIZE, ETC.	NO. REQ'D	MODEL OR ENGINE CUBIC INCH DISPLACEMENT	YEAR 19_____
14526      CIRCUIT BREAKER (DOOR LOCK, SEAT, TOP, & WINDOWS)				
FDU 14526-F	40 Amp. - located at instrument panel Top lift	1	76	56
FDU 14526-E	10 Amp. - located under instrument panel - Top control	1	76	56/57 56/59
8M 14526	15 Amp. (2) Cigar lighter - instrument panel (1) For radio	AR	All	
B6A 14526-A	30 Amp. - @FDR-14526-A 4-Way seat Top lift Top lift Door locks - electric - located at R.H. fender apron Located at instrument panel for 6-way seat Windows - power A/cond. conversion kit	1 1 1 1 1 1 1	All 76 68 All All All All	56/58 57 58 58/59 58/59 58/59 58/59
B6A 14526-B	15 Amp. - located at R.H. fender apron - @FDU-14526-B Windows Door locks - electric - power relay feed	1 1	60, 76 63, 65, 68	56/57 58/59
B6A 14526-C	15 Amp. - @FDU-14526-C Windows, front and rear doors or quarters - Back window - located on floor back of rear seat  Back window and upper back panel Rear doors or quarters - located on rear doors or quarters Front doors - located at R. H. and L. H. instrument panel extension	AR 1 1 1 AR AR	All 54, 65, 68, 75 54, 65, 75 68 All All	56/58 58 59 59 59 59
B6A 14526-G	12 Volt-20 amp. - circuit breaker - @FDU-14526-G For a/cond. For heater	AR 1 1	All except 76 All	56 58/59
FEL 14526-B	5 Amp. - located at R.H. and L.H. instrument panel Front door vents	AR	All	57/59
B7A 14526-A	10 Amp. - located at instrument panel - @FDU-14526-E Door locks - electric Luggage compartment electric lock Top control switch Electric windshield wiper	1 1 1 1	All All 68 All	58/59 58/59 59 59
B9FL 14526-A	20 Amp. - located at seat regulator motor - 4-Way and 6-way seats Convertible top latch on quarter	1 1	All 76	58/59 56/57
B8A 14526-A	12 Volt - 12 amp. - violet - used for headlamps - @FEK-14526-A	1	All	59
FEL 14526-A	12 Amp. - located at R.H. rear quarter to upper back panel lift relay	1	68	59
FFA 14526-A	12 Volt - 6 amp. for Servo Motor	1	All	59

14526

## CIRCUIT BREAKER & BRACKET

See basic part number 14A065

# Lamps And Wiring

GROUP AND PART NUMBER	DESCRIPTION, SIZE, ETC.	NO. REQ'D	MODEL OR ENGINE CUBIC INCH DISPLACEMENT	YEAR 19__
<b>14526-7 FUSES</b>				
A6A 14527-B	(5) 51A-14526-B - fuses	AR	All	56
FDK 13693-A	3 Amp. - 32 volt - use with automatic headlamp dimmer	1	All	56
8A 14526	NS-14 amp. - serviced in 14527 kit (1) for radio antenna - electric (1) for w/shield washer (2) for heater	4	All	56/57
B 14527	Kit - fuse - 20 amp. (5) B-14526	AR	All	56/58
B6A 14527-A	7.5 Amp. - ⊕FDR-15398-A (1) for radio (1) for door lock warning lamp (1) for push-button lubrication (1) for turn signal (1) for spotlights (1) for interior lights (1) for windshield washer (1) for electric door lock	AR	All	56/58
FEW 14429-A	For the following - cigar lighters - arm rests - door panels - front seat back - and instrument panel	AR	All	56/59
B7A 14526-A	10 Amp. - 12 volt - for electric w/shield wiper ⊕FDU-14526-E1	1	All	58
16H 13331	For left antenna - 10 amp.	1	All	58
FEW 15035-A	1 Amp. for clock	1	All	58/59
<b>14527 FUSE KIT (LIGHTING CIRCUIT)</b>				
AOA 14527-A	Consists of the following - (5) 8A-14526 14 amp. fuses	AR	All	56/59
B6A 14527-A	7.5 Amp. - ⊕FDR-15398-A Consists of the following - (5) 7.5 amp. fuses for - Interior lights Multi-luber Spotlamp Back-up lamps Door locks Radio	AR	All	59
B6A 14527-B	⊕FDR-19003-A - consists of the following - (5) 5 amp. fuses for turn signals	AR	All	59
<b>14527 HOUSING (WINDOW REGULATOR CONTROL SWITCH) MULTIPLE</b>				
FDU 14527-A	Multiple - located on L.H. instrument panel extension	1	All	56/57
FFC 14527-F	For (5) switches - manual vents - located L.H. front door	1	57, 63	58
FFC 14527-G	For (6) switches - manual vents - located L.H. front door	1	65, 68, 75	58
FFC 14527-H	For (7) switches - electric vents - located L.H. front door	1	57, 63	58
FFC 14527-K	For (2) switches - electric vents - located R.H. front door	1	All	58
PB8L 14527-A	For (8) switches - electric vents - located L.H. front door	1	65, 68, 75	58
B9LF 14527-A	6 Switch type - located on L.H. front door arm rest	1	54, 65, 68, 75	59
B9LF 14527-B	5 Switch type - located on L.H. front door arm rest	1	53, 57, 63	59
B9LF 14527-C	7 Switch type - located on L.H. front door arm rest	1	53, 57, 63	59
B9LF 14527-D	8 Switch type - located on L.H. front door arm rest	1	54, 65, 68, 75	59
PB9L 14527-E	Double switch type - located on R.H. front door arm rest - ⊕2703566	1	All	59

# Lamps And Wiring

GROUP AND PART NUMBER	DESCRIPTION, SIZE, ETC.	NO. REQ'D	MODEL OR ENGINE CUBIC INCH DISPLACEMENT	YEAR 19__
<b>14528 HOUSING (WINDOW REGULATOR SWITCH) SINGLE</b>				
B5A 14528-B	Single - @FAA-14528-B Rear doors or quarters - located at doors or quarters Vent window R. H. - located on R. H. front door	AR 1	All All	56/57 57
FDU 14528-A	Single - for R. H. front door window - located on R. H. instrument panel extension	1	All	56/57
B5S 14528-A	Double - vent windows R. H. and L. H. - located on L. H. front door - @FEA-14527-A	1	All	57
FFC 14528-D	Single - for R. H. front door - located on R. H. instrument panel extension	1	All	58
FCC 14528-B	Single - for rear doors or quarters - located at doors, quarters or arm rests	AR	All	58/59
PB9L 14528-A	For R. H. front door window - located on R. H. front door arm rest - @2703565	1	All	59
<b>14529 SWITCH (WINDOW REGULATOR CONTROL)</b>				
FDU 14529-B	Used on R. H. front door - rear doors or quarters - for cars built prior to 12-16-55 - located at doors or quarters	AR	All	56
FDU 14529-C	Used for R. H. front door and rear doors or quarters - located at multiple housing on L. H. instrument panel extension - for cars built after 12-16-55 - for model 76 restrict usage to 6-18-56 for R. H. quarter	AR	All	56
FDU 14529-D	Used for R. H. front door - located at R. H. instrument panel extension - cars built after 12-16-56	1	All	56
	Used for L. H. front door - located at multiple housing on L. H. instrument panel extension	1	All	56
FDU 14529-E	Used for R. H. rear quarter - located at quarter - for cars built after 6-18-56	1	76	56
FDU 14717-A	Used for L. H. rear quarter - located at quarter - for cars built after 6-18-56	1	76	56
FDU 14540-A	Used with multiple housing at L. H. instrument panel extension - used on cars built prior to 12-16-55 NOTE-For master control switch - see group 15106	AR	All	56
FEL 14529-A	Located at multiple housing at L. H. instrument panel extension	3	All	57
	Located at rear doors or quarters	2	All except 76	57
	Located at R. H. front door trim panel - multiple for R. H. & L. H. vent windows	2	All	57
	Located at L. H. front door trim panel - single - for R. H. vent window	1	All	57
FEL 14529-B	For R. H. front door - located at R. H. instrument panel extension	1	All	57
	For L. H. front door - located at multiple housing on L. H. instrument panel extension	1	All	57
FEL 14529-C	For R. H. rear quarter - switch and wire	1	76	57
FEL 14717-A	For L. H. rear quarter - switch and wire	1	76	57
FFC 14529-B	R. H. - rear quarter window - with wires	1	63, 65, 68	58
FCC 14717-A	L. H. - rear quarter window - with wires	1	63, 65, 68	58
B9LF 14529-B	Used for all door windows, vent windows, and back windows - located at multiple or single housings - 3 prong	AR	All	58/59
	Also used for center partition window - located at control box on center partition Note - for master control switch see group 15106	1	23A	59
B9LF 14717-A	L. H. - with wires - located at quarter	1	63, 65, 68	58/59
B9LF 14529-A	R. H. - rear quarter window - with wires - located at quarter	1	63, 65, 68	59

# Lamps And Wiring

GROUP AND PART NUMBER	DESCRIPTION, SIZE, ETC.	NO. REQ'D	MODEL OR ENGINE CUBIC INCH DISPLACEMENT	YEAR 19_____
<b>14540 SWITCH (WINDOW REGULATOR CONTROL) FOR MULTIPLE HOUSING</b>				
	See basic part number 14529			
<b>14546 RELAY (SEAT REGULATOR CONTROL)</b>				
B7A 14546-A	NS-For two motor - 4-way seat - vertical - located at motor - used on cars with or without electric windows - for service use B6A-14512-A and remove 45188-S8 nut and reverse position of adjacent terminals - ⊕FDU-14546-A	1	All	56
	4-Way and 6-way seats - 4 post type - located at seat motor	1	All	57/59
FEL 14546-A	6-Way seat - 3 post type - located at seat motor	1	All	57/59
<b>14547 MOTOR (SEAT REGULATOR CONTROL)</b>				
B7A 14547-B	4-Way and 6-way seat - also use BAK-5760408-C Coupling and BAK-5761891-A - spacers as required and replace wire terminals as necessary - ⊕FET-14547-A	1 1	All 57B, 58B, 60B, 76B	56 57
FFC 14547-C	4-Way and 6-way seat - flat shaft With (4) eyelet type terminals on wires	AR	All	58/59
<b>14550 SUPPORT (STARTER CABLE)</b>				
B7A 14550-A	Grommet w/clip - 9/32" dia. mounting hole - ⊕FEG-14550-A	2	All	58/59
<b>14553 MOTOR (WINDOW REGULATOR)</b>				
B6A 14553-C	For all doors and quarters - when used for quarters on model 76 restrict to cars built prior to 6-18-56 - ⊕FDT-14553-A	AR	All	56/57
B7A 14553-B	⊕FEG-14553-B			
	Rear quarters - cars built after 6-18-56	2	76	56/57
	Rear quarters	2	63, 65, 68	58
	Back windows	1	54, 65, 68, 75	58
<b>14553 KIT - MOTOR (WINDOW REGULATOR)</b>				
59LK 14553-A	Used for all windows - consists of the following - (1) FFC-14553-C motor (2) 31660-S8 bolt No.10-32 x 7/8" (2) 34823-S7 lockwasher - No.10 Note - Terminal change by Dealer required for some applications	AR	All	59
<b>14554 GASKET (WINDOW REGULATOR SWITCH HOUSING) SINGLE</b>				
FAA 14554-A	For R. H. and L. H. rear doors and quarters	AR	All	56/57
FDU 14554-A	For R. H. front door - single switch	1	All	56/57
<b>14559 CLIP (WINDOW &amp; SEAT REGULATOR SWITCH RETAINING)</b>				
FAA 14559-A	To retain electric window and seat switches to switch housings	AR	All	56/59
<b>14570 CLIP (WINDOW &amp; SEAT REGULATOR HOUSING RETAINER)</b>				
FDU 14570-B	Pointed end - for switches at R. H. and L. H. front doors or at R. H. and L. H. instrument panel extension	AR	All	56/57
FAA 14570-A	Round end - for rear doors and quarters Used with single switch housings	AR	All	56/57
	For rear doors	AR	53, 54, 57, 75	59
	For rear quarters	AR	63, 65, 68	59
FFC 14570-B	To attach multiple switch housing on R. H. and L. H. front door arm rests - (see Service Bulletin No. 17, page 5, dated 2-14-58)	4	All	58

# Lamps And Wiring

GROUP AND PART NUMBER	DESCRIPTION, SIZE, ETC.	NO. REQ'D	MODEL OR ENGINE CUBIC INCH DISPLACEMENT	YEAR 19.....
<b>14572 CLIP (SPRING TYPE)</b>				
B 14585	B - speedometer cable to frame	1	60, 73	56/57
8M 14599	A - for wiring and tubing	AR	All	56/57
51W 14572	C - clamp - wiring steering column and 6-way seat	AR	All	57
<b>14572 FASTENER PLATE (FOR WINDOW REGULATOR SWITCH HOUSINGS AT FRONT DOORS)</b>				
FFC 14572-B	Steel - 5/16" x 2-1/16" with (2) 3/8" holes	2	All	58
<b>14577 BRACKET (RELAY MOUNTING)</b>				
AOA 14577-A	(5) 8A-14526	AR	All	56/57
<b>14577 CLIP (DASH WIRE)</b>				
B 14577-A	Attach cable and conduit assembly to trailing right - also tube to dash panel	AR	All	58
<b>14602 GROMMET (WINDSHIELD WIPER TUBE IN DASH)</b>				
OIA 14602-A	Used with LF-2063-B reservoir	1	All	58/59
<b>14606 PIN (WINDOW REGULATOR MASTER SWITCH LEVER PIVOT)</b>				
FFC 14606-A	Steel - 1/8" dia. x 13/32" long - located at master switch in multiple housing L.H. front door arm rest	1	All	58/59
<b>14608 RETAINER (GROMMET WIRE THRU DASH)</b>				
8A 14608	Use as follows - (a)	AR	All	56/59
	(1) Wiring thru dash			
	(1) Antenna lead in seal grommet			
31497-S8	Screw-hex. -w/hd. tap-No. 14-10 x 1/2"	4	a	
<b>14616 GASKET (WINDOW REGULATOR SWITCH HOUSING) MULTIPLE</b>				
FDU 14616-A	Rubber - 1-7/8" x 3-15/16" - used for multiple switch L. H. front door or instrument panel extension	1	All	56/57
<b>14626 WIRE (IGNITION SWITCH TO POWER WINDOW SWITCH CIRCUIT BREAKER)</b>				
FDU 14626-A	NS-38-1/4" with (2) bullet type terminals - for service improvise locally - used on cars built prior to 12-16-55	1	All	56
<b>14630-1 WIRING (ELECTRIC WINDOW REGULATOR) FRONT DOOR</b>				
FDU 14630-A	R. H. - front door - on cars built prior to 12-16-55	1	All	56
FDU 14631-A	L. H. - front door - on cars built prior to 12-16-55	1	All	56
FDU 14630-B	R. H. - front door - on cars built after 12-16-55	1	All	56
FDU 14631-B	L. H. - front door - on cars built after 12-16-55	1	All	56
FEL 14630-C	R. H. - front door - with manual vent	1	All	57
FEL 14631-C	L. H. - front door - with manual vent	1	All	57
FEL 14630-D	R. H. - front door - includes electric vent	1	All	57
FEL 14631-D	L. H. - front door - includes electric vent	1	All	57
FFC 14630-E	R. H. - front door - includes electric vent	1	All	57
FFC 14631-L	L. H. - front door - includes electric vent	1	All	58
B9LF 14630-B	Front door - R. H. - includes wires for vent window - also wire for cars equipped with ash tray lamp and no lighter	1	All	58 59
B9LF 14631-C	Front door - L. H. - includes wire for vent window also wire for cars equipped with ash tray lamp and no lighter	1	All	59

# Lamps And Wiring

GROUP AND PART NUMBER	DESCRIPTION, SIZE, ETC.	NO. REQ'D	MODEL OR ENGINE CUBIC INCH DISPLACEMENT	YEAR 19____
<b>14632-3 WIRING (WINDOW REGULATOR) REAR DOORS</b>				
FDU 14632-A	R.H. - on cars built prior to 12-16-55	(a) 1	73	56
FDU 14633-A	L.H. - on cars built prior to 12-16-55	(a) 1	73	56
FDU 14632-B	R.H. - on cars built after 12-16-55	(a) 1	73	56
FDU 14633-B	L.H. - on cars built after 12-16-55	(a) 1	73	56
FEL 14632-C	R.H. - used on rear door with manual lock	(a) 1	57, 58	57
FEL 14633-C	L.H. - used on rear door with manual lock	(a) 1	57, 58	57
FFC 14632-D	R.H. - used on rear door with or without electric lock	1	53, 54, 57, 75	58
FFC 14633-D	L.H. - used on rear door with or without electric lock	1	53, 54, 57, 75	58
B9FL 14633-B	Rear door - L.H. - includes door lock wire - use on cars built prior to 5-1-59	1	53, 54, 57, 75	59
B9LF 14633-B	Rear door - L.H. - includes door lock wire - use on cars built after 5-1-59	1	53, 54, 57, 75	59
PB9L 14632-A	Rear door - R.H. - includes door lock wire - @2703435	1	53, 54, 57, 75	59
34079-S8	Nut-hex. -No.10-32	1	a	
34803-S7	Lockwasher-No.10	1	a	
42127-S8	Screw-hex. washer hd. -No.10-12 x 1/2"-rear door to outer pillar	1	a	
354188-S32	Clip-wiring to front floor pan	6	a	
356668-S32	Clip-wiring to door inner panel	2	a	
<b>14643 WIRING (SEAT REGULATOR RELAY FEED)</b>				
	See basic part number 14A698			
<b>14644 WIRING (WINDOW REGULATOR) RIGHT REAR QUARTER</b>				
FDU 14644-B	91-1/4" long - with (13) single terminals On cars built after 12-16-55	1	60	56
	On cars built 12-16-55 thru 6-18-56	1	76	56
FDU 14644-C	R.H.	1	60, 76	56
FDU 14644-C	78-1/4" long - with (8) single terminals - on cars built after 6-18-56	1	76	56/57
B6LY 14644-A	L.H. - 66-1/4" long - with (8) terminals - @FDU-14702-C	1	76	56/57
B7LY 14644-A	L.H. - 78-3/4" long - with (10) terminals - @FEL-14702-B	1	60	56/57
FEL 14644-B	R.H. - 90-3/4" long - with - (9) single and (1) multiple terminals	1	60	57
FFC 14644-B	R.H. - 126-1/2" long - with (5) single and (1) multiple terminals	1	63, 65, 68	58/59
COLY 14644-A	L.H. - 113" long - with (9) single and (1) multiple terminals - @COLF-14702-A	1	63, 65, 68	58/59
<b>14677 RELAY (WINDOW REGULATOR IGNITION SAFETY)</b>				
B7A 14677-A	Located on right front fender inner apron - cars with manual or electric seats - used on cars built after 12-16-55 - @FEL-14677-A	1	All	56/57
<b>14677 RELAY (AIR CONDITIONER BLOWER)</b>				
B7A 14677-A	Located on right side of engine compartment - @FEL-14677-A	1	All	58/59



# Lamps And Wiring

GROUP AND PART NUMBER	DESCRIPTION, SIZE, ETC.	NO. REQ'D	MODEL OR ENGINE CUBIC INCH DISPLACEMENT	YEAR 19__
<b>14679 WIRING (STARTING MOTOR WINDOW REGULATOR &amp; CONVERTIBLE TOP SAFETY RELAYS)</b>				
FDU 14679-A	For cars with power windows and manual seats - cars built after 12-16-55	1	60E, 73	56
FDU 14679-B	For cars with power windows and power seats - cars built after 12-16-55	1	All	56
FDU 14679-D	Used on convertible for top latch	1	76	56
<b>14687 WIRING (ELECTRIC BACK WINDOW REGULATOR)</b>				
FFC 14687-A	165-1/2" long - with (6) single and (1) multiple terminal	1	65, 68, 75	58
	159" long with (6) terminals - located from back window all left side to instrument panel	1	54, 65, 68, 75	59
<b>14B693 HOUSING (SEAT REGULATOR CONTROL SWITCH) 6-WAY</b>				
B7LY 14B693-A	Chrome finish - ⊕FEL-14685-A	1	All	57/59
<b>14B694 PIN (SEAT REGULATOR CONTROL KNOB PIVOT)</b>				
B7LY 14B694-A	6-Way seat - steel - 17/32" long with straight knurl for 5/32" - used with front and rear knobs - located at seat cushion side shield - ⊕FEL-13746-A	2	All	57/59
<b>14695 NUT (SEAT REGULATOR CONTROL SWITCH BEZEL)</b>				
FDU 14695-C	4-Way seat	1	All	56/57
FEL 14695-A	6-Way seat	1	All	57
FFC 14695-A	4-Way seat	1	All	58
	4-Way seat - chrome finish	1	All except 57A, 63A	59
FFC 14695-B	6-Way seat - chrome finish	1	All	58/59
<b>14A696 WIRING (SEAT REGULATOR JUMPER)</b>				
B6LY 14A696-A	Length of wire 29" with (4) terminals - located from junction block to relay wiring - ⊕FDU-14593-A	1	All	56/57
<b>14A697 WIRING ASSEMBLY (SEAT REGULATOR SWITCH TO RELAY)</b>				
B6LY 14A697-A	4-Way seat - ⊕FDU-14642-B	1	All	56
		1	57B, 58B, 60B, 76B	57
B7LY 14A697-A	6-Way seat - ⊕FEL-14642-A	(a) 1	All	57
B8LY 14A697-A	6-Way seat - ⊕FFC-14642-E	1	All	58
B8LY 14A697-B	4-Way seat - ⊕FFC-14642-F	1	All	58
B9LF 14A697-A	6-Way seat	1	All	59
B9LF 14A697-B	4-Way seat	1	All	59
51W 14572	Clamp	3	a	
<b>14A698 WIRING ASSEMBLY (SEAT REGULATOR RELAY) FEED</b>				
FDU 14643-A	NS-78" long - 12 gauge wire - with (2) bullet type terminals - for service improvise locally	1	All	56/57
FFC 14643-A	NS-65" long - 12 gauge wire - with (2) bullet type terminals - for service improvise locally	1	All	58
COLF 14A698-A	NS-65" long - 12 gauge wire - with 2 terminals - for service dealer to improvise	1	All	59

# Lamps And Wiring

GROUP AND PART NUMBER	DESCRIPTION, SIZE, ETC.	NO. REQ'D	MODEL OR ENGINE CUBIC INCH DISPLACEMENT	YEAR 19__
<b>14A701 SWITCH (POWER SEAT REGULATORS)</b>				
B7LY 14A701-A	4-Way seat - ⊕FEL-14545-A	1	All	56/57
B7LY 14A701-B	6-Way seat - center switch - ⊕FEL-14545-B	1	All	57
B7LY 14A701-C	6-Way seat - rear switch - ⊕FEL-14545-C	1	All	57
B8LY 14A701-A	4-Way seat - ⊕FFC-14545-B	1	All	58/59
B8LY 14A701-B	6-Way seat - center switch - ⊕FFC-14545-C	1	All	58/59
B8LY 14A701-C	6-Way seat - rear switch - ⊕FFC-14545-D For front switch on 6-way seat see basic part number 14A724	1	All	58/59
<b>14704 WIRE (WINDOW REGULATOR MASTER SWITCH FEED)</b>				
FDU 14704-C	52-1/4" long - with (20) terminals - for cars built after 12-16-55	1	All	56
FEL 14704-B	52-1/4" long - with (2) single and (6) multiple terminals	1	All	57
<b>14A704 BRACKET (SEAT REGULATOR MOTOR RELAY MOUNTING)</b>				
B8LY 14A704-A	4-Way and 6-way seats - ⊕FFC-14478-A	1	All	58/59
<b>14711 KNOB (SEAT REGULATOR CONTROL SWITCH) TILT</b>				
FEL 14711-A	6-Way seat - chrome finish - located at seat cushion side shield	2	All	57/59
<b>14717 SWITCH (WINDOW REGULATOR CONTROL) LEFT REAR QUARTER</b>				
	See basic part number 14529			
<b>14718 WIRING (CONVERTIBLE TOP LATCH MOTOR FEED)</b>				
FDU 14718-C	205" long - with (4) terminals	1	76	56/57
FFC 14718-B	149" long - with (4) terminals - located at L.H. top side from header bow back to relay behind rear seat	1	68	58/59
<b>14719 WIRING (CONVERTIBLE TOP LATCH LIMIT SWITCH)</b>				
FFC 14719-C	84" long with (6) terminals - located at L.H. side of windshield - runs to limit switches on R.H. and L.H. windshield header	1	76	56/57
		1	68	58/59
FFC 14719-B	104" long with (4) terminals - located thru R.H. windshield frame to center top latch limit switch	1	68	58/59
<b>14720 WIRE (CONVERTIBLE TOP LATCH MOTOR GROUND)</b>				
FDU 14720-A	NS-139-1/2" long - for service improvise locally from No. 12 gage wire and (2) terminals	1	76	56/57
FFC 14720-B	NS-No. 12 gauge wire - 103-1/2" long - for service improvise locally from "B" wire - (1) "B" and (1) "C" terminal	1	68	58/59
<b>14721 WIRING (CONVERTIBLE TOP LATCH MOTOR FEED JUMPER)</b>				
FDU 14721-B	31" long - with (4) terminals	1	76	56/57
FFC 14721-A	28" long - with (4) terminals - located in header bow at L.H. side	1	68	58/59
<b>14722 WIRE (CONVERTIBLE TOP LATCH MOTOR GROUND JUMPER)</b>				
FDU 14722-A	NS-21-3/4" long - for service improvise locally from No. 12 gage wire and (2) bullet terminals	1	76	56/57
		1	68	58/59

# Lamps And Wiring

GROUP AND PART NUMBER	DESCRIPTION, SIZE, ETC.	NO. REQ'D	MODEL OR ENGINE CUBIC INCH DISPLACEMENT	YEAR 19__
<b>14A724 SWITCH ( SEAT REGULATOR CONTROL) FRONT</b>				
B7LY 14A724-A	6-Way seat - ⊕FEL-14586-A	1	All	57
B8LY 14A724-A	6-Way seat - ⊕FFC-14586-A For center and rear switches see basic part number 14A701	1	All	58/59
<b>14A725 BLOCK (TERMINAL)</b>				
B9FL 14A725-A	Thru cowl (8) terminals	1	All	59
<b>14733 TERMINAL (WINDOW REGULATOR SWITCH)</b>				
FEL 14733-A	Brass "L" shape - with (1) 1/8" dia. hole	AR	All	58/59
<b>14749 INSULATOR (POWER SEAT REGULATOR CONTROL SWITCH)</b>				
FEL 14749-A	NS-Insulator - 6-way seat - vulcanized fiber - 1-13/64" x 1-13/32" - with (1) hole 39/64" dia. - for service improvise locally	1	All	57
<b>14766 SWITCH (LUGGAGE COMPARTMENT DOOR OPEN LIMIT)</b>				
FEK 14766-A	Located at luggage compartment door L.H. hinge	1	68	58/59
<b>14794 WIRING (LUGGAGE COMPARTMENT LOCK SWITCH TO SOLENOID)</b>				
FFC 14794-A	67" long - with (7) terminals	1	All	58
FFC 14794-B	59" long - with (4) terminals	1	All	59
<b>14813 WASHER (WINDSHIELD WIPER PIVOT SHAFT TO COWL TOP)</b>				
BAK 14813-A	Seal pressure - 1" O.D. x 3/4" I.D. flat steel	2	All	58/59
<b>14831 SPRING (OUTSIDE REAR VIEW MIRROR CONTROL ARM RETAINING)</b>				
BAK 14831-A	1/2" I.D. x 19/32" approximate free length - for remote control mirror	1	All	58/59
<b>14844 DOOR (FRONT FENDER SPLASH REAR SHIELD ACCESS)</b>				
BAK 14844-A		2	All	58
<b>14851 SPRING (WINDOW REGULATOR HOUSING RETAINER CLIP FASTENER)</b>				
FFC 14851-A	Used with front door housings	AR	All	58
<b>14859 ARM (ANTENNA DRIVE PRESSURE)</b>				
FFC 14859-A	Reel type "B"	(a) 1	All	58
358500-S8	Screw and washer-fill. hd. -No. 10-24 x 3/8" - attaches arm to base	1	a	
<b>14863 SEAL (ANTENNA MOTOR EXTENSION NECK)</b>				
FFC 14863-A	Electric - reel type "B"	1	All	58
<b>14864 GUARD (ANTENNA CONTROL CABLE)</b>				
FFC 14864-A	Electric - reel type "B"	1	All	58
<b>14865 PINION (ANTENNA LIMIT SWITCH TIMING)</b>				
FFC 14865-A	Electric - reel type "B"	1	All	58

# Lamps And Wiring

GROUP AND PART NUMBER	DESCRIPTION, SIZE, ETC.	NO. REQ'D	MODEL OR ENGINE CUBIC INCH DISPLACEMENT	YEAR 19__
<b>14866 EXTENSION (ANTENNA MOTOR DRIVE)</b>				
FFC 14866-B	Electric - reel type "B"	1	All	58
<b>14867 CLAMP (ANTENNA WIRING GROMMET STRAIN)</b>				
FFC 14867-A	Electric - reel type "B"	1	All	58
<b>14868 ARM (ANTENNA LIMIT SWITCH ACTUATING)</b>				
FFC 14868-A	Electric - reel type "B" (a)	1	All	58
358500-S8	Screw and washer-fill. hd. -No. 10-24 x 3/8" - attaches arm to base	1	a	
<b>14869 GROMMET (ANTENNA WIRING)</b>				
FFC 14869-A	Electric - reel type "B"	1	All	58
<b>14870 SWITCH (ANTENNA CONTROL LIMIT)</b>				
FFC 14870-A	Electric - reel type "B"	1	All	58
FFC 14870-B	Electric - reel type "A"	1	All	58
<b>14886-7 BRACE (FRONT BUMPER OUTER ARM TO BUMPER)</b>				
BAK 14886-A	R. H.	1	All	58
BAK 14887-A	L. H.	1	All	58
PB9L 14886-A	R. H. - @1004570 (a)	1	All	59
PB9L 14887-A	L. H. - @1004571 (a)	1	All	59
20472-S	Bolt-hex. -1/2"-13 x 1-1/2"-to attach brace to arm	2	a	
33845-S	Nut-hex. lock-1/2"-13-to attach brace to bumper bar and brace to arm	4	a	
34809-S	Washer-spring lock-1/2"-to attach brace to bumper bar and brace to arm	4	a	
44736-S	Washer-flat-1/2"-to attach brace to bumper bar and brace to arm	4	a	
370632-S	Bolt-carriage-1/2"-13 x 1-3/8"-to attach brace to bumper bar	2	a	
<b>14888-9 BRACE (FRONT BUMPER OUTER ARM TO FRAME)</b>				
BAK 14888-A	R. H.	1	All	58
BAK 14889-A	L. H.	1	All	58
PB9L 14888-A	R. H. - @1004572 (a)	1	All	59
PB9L 14889-A	L. H. - @1004573 (a)	1	All	59
20472-S	Bolt-hex. -1/2"-13 x 1-1/2"-to attach brace to arm	2	a	
33845-S	Nut-hex. lock-1/2"-13-to attach brace to frame and brace to arm	4	a	
34809-S	Washer-spring lock-1/2"-to attach brace to frame and brace to arm	4	a	
44736-S	Washer-flat-1/2"-to attach brace to frame and brace to arm	4	a	
371415-S	Bolt-hex. hd. -1/2"-13 x 1-3/4"-to attach brace to frame	2	a	
<b>14905 HOSE (AIR CONDITIONER EVAPORATOR INLET TO SELF SEAL COUPLING)</b>				
B9LF 19A709-B	Less couplings - 18-3/4" to 19-1/4" long	2	All	58/59
<b>14906 HOSE (AIR CONDITIONER EVAPORATOR OUTLET TO SELF SEAL COUPLING)</b>				
B9LF 19A717-B	Less couplings - 20" long	2	All	58/59
<b>14913 CLAMP (MULTIPLE LUBRICATOR RESERVOIR TO PUMP HOSE)</b>				
LF 14913-A		2	All	58/59

# Lamps And Wiring

GROUP AND PART NUMBER	DESCRIPTION, SIZE, ETC.	NO. REQ'D	MODEL OR ENGINE CUBIC INCH DISPLACEMENT	YEAR 19__
<b>14914-6                      HARNESS (MULTIPLE LUBRICATOR)</b>				
LF 14914-B	Lubricator to idler arm	1	All	58
LF 14915-B	Lubricator to right suspension except air susp.	1	All	58
LF 14916-B	Lubricator to left suspension except air susp.	1	All	58
B9L 19A513-A	To idler arm	1	All	59
B9L 19A514-B	To front suspension - R. H.	1	All	59
B9L 19A515-B	To front suspension - L. H.	1	All	59
<b>14917                      TUBE (MULTIPLE LUBRICATOR RESERVOIR TO PUMP)</b>				
B9LL 19B630-A	29" long	1	All	58/59
<b>14927                      NUT (LUGGAGE COMPARTMENT DOOR LOCK SWITCH MOUNTING)</b>				
B8E 14927-A	Chrome finish - threaded 7/8" I. D. x 1-1/4" O. D.- ⊕FEY-14927-A	1	All	58/59
<b>14932                      WIRE (CIGAR LIGHTER FEED) RIGHT FRONT DOOR</b>				
FFC 14932-B	58" long - with (4) single connections	1	57A, 63A	58
<b>14934                      WIRING (CIGAR LIGHTER FEED) L. H. REAR DOOR OR QUARTER</b>				
B9FL 14934-B	169" long - with (14) single connections - rear doors	1	53A, 57A	58/59
B9FL 14934-C	150" long - with (10) single connections - quarters	1	63A	58/59
B9LF 15A041-A	156-1/2" with (2) multiple and (10) single connections - rear door	1	53A, 57A	59
B9LF 15A041-B	148-1/2" with (2) multiple and (6) single connections - rear quarter	1	63A	59
<b>14940                      CONNECTOR (DEFROSTER NOZZLE TO LEFT REGISTER)</b>				
FFC 14940-C	For a/cond. only	1	All	58/59
<b>14941                      GASKET (L. H. DEFROSTER NOZZLE TO CONNECTOR)</b>				
FFC 14941-A	4 x 2-1/2" I. D. - for a/cond.	1	All	58/59
<b>14942                      GASKET (DEFROSTER NOZZLE CONNECTOR TO LEFT REGISTER)</b>				
FFC 14942-C	For a/cond. only	1	All	58/59
<b>14943                      CLIP (DEFROSTER CONTROL CABLE)</b>				
FFC 14943-A	For a/cond.	1	All	59
<b>14948                      WELT (AIR CONDITIONER INSTRUMENT PANEL L. H. REGISTER)</b>				
FFC 14948-A	Rubber	1	All	58/59

# Lamps And Wiring

GROUP AND PART NUMBER	DESCRIPTION, SIZE, ETC.	NO REQ'D	MODEL OR ENGINE CUBIC INCH DISPLACEMENT	YEAR 19__
<b>14964 SWITCH (MULTIPLE LUBRICATOR VACUUM CONTACT)</b>				
FEW 14964-A	For automatic cycling	1	All	58/59
<b>14985 SEAL (A/COND. EVAPORATOR CASE)</b>				
FFC 14985-A	26-1/2" long	2	All	58/59
<b>14991-2 GASKET (DEFROSTER NOZZLE TO REGISTER R. H.)</b>				
FFC 14992-B	R. H.	1	All	58
FFC 14991-A	9-27/64" x 4-55/64" x 23/32" - for a/cond.	1	All	58/59
<b>14992 GASKET (WINDSHIELD R. H. DEFROSTER NOZZLE)</b>				
FFC 14992-B	Rubber - 6" x 2-39/64" x 1/4" thick 1958 - (1) req'd. - for a/cond. 1959 - (1) req'd. - for heater	1	All	58/59
<b>14995 TUBE (A/COND. EVAPORATOR INLET)</b>				
FFC 14995-D	For cars without compressor silencer system	1	All	58/59
B9LF 19A704-B	For cars with compressor silencer system	1	All	59
<b>14996 TUBE (A/COND. EVAPORATOR OUTLET)</b>				
FFC 14996-G	For cars without compressor silencer system	1	All	58/59
B9LF 19A705-C	For cars with compressor silencer system	1	All	58/59
<b>15000 CLOCK (ELECTRIC WIND)</b>				
FDU 15000-B	Electric - with sweep second hand	1	All	56
FFC 15000-B	Electric - gray	1	All	58
		1	53A, B, 57A, B, 63A, B	59
PB9L 15000-A	Gold - #2700035	1	54A, 65A, 68A, 75A	59
<b>15015 CAP (LUGGAGE COMPARTMENT DOOR LOCK SWITCH CYLINDER CASE)</b>				
FEY 15015-A	Chrome finish - 53/64" O. D. - used with manual or electric locking	1	All	58/59
<b>15035 FUSE (CLOCK CIRCUIT)</b>				
	See basic part number 14526-7			
<b>15040 RELAY (ANTENNA)</b>				
FFC 15040-A	1-1/8" x 1-29/32" long with (4) terminals type (a) "A" or "B"	1	All	58
	42120-S8 Screw-hex. - with hd. tap. - No. 10-12 x 3/8"	2	a	
<b>15A041 WIRING (CIGAR LIGHTER FEED) L. H. REAR DOOR OR QUARTER</b>				
	See basic part number 14934			
<b>15052 KNOB &amp; ELEMENT (CIGAR LIGHTER)</b>				
FDU 15052-B	With tapered chrome knob	1	All	56/57
FFC 15052-C	Use as follows - (2) For front door side panels (2) For rear quarter side panels (1) For instrument panel	AR	All	58/59

# Lamps And Wiring

GROUP AND PART NUMBER	DESCRIPTION, SIZE, ETC.	NO. REQ'D	MODEL OR ENGINE CUBIC INCH DISPLACEMENT	YEAR 19__
<b>15054 ELEMENT (CIGAR LIGHTER AUTOMATIC)</b>				
FDU 15054-B	Automatic - 12 volt - used with receptacles on instrument panel - front seat back - and quarters - used with receptacles on front doors - quarters - and instrument panel	AR	All	56/58
	Chrome finish - used with cigar lighters at instrument panel, arm rests, or front seat back	1	All	59
<b>15055 SOCKET &amp; RETAINER (CIGAR LIGHTER)</b>				
FDV 15055-A	Includes fuse for instrument panel	1	All	56/58
FFC 15055-B	Use as follows -	AR		
	(1) For front seat back		All	56/58
	(2) For R.H. and L.H. front doors		All	56/59
	(2) For rear quarters		All	58/59
	(AR) For front and rear arm rests		All	58
	(1) For instrument panel		All	59
<b>15064 KNOB (CIGAR LIGHTER)</b>				
PB9M 15064-B	⊕2703399	AR	All	56/57
FFC 15064-A		AR	All	58/59
<b>15068 BEZEL &amp; SHIELD (CIGAR LIGHTER)</b>				
FDU 15068-A	Shield - 1-21/64" O.D.	1	All	56/57
<b>15078 KNOB &amp; ELEMENT (REAR QUARTERS &amp; FRONT SEAT BACK)</b>				
FDT 15078-A	White plastic knob with chrome cap			
	Rear quarters	2	60, 76	56/57
	Front seat back	1	73	56
		1	57, 58	57
<b>15102 SLEEVE (ANTENNA MOUNTING CLAMP)</b>				
FFC 15102-B	R.H. and L.H. - 1" I.D. x 1-1/8" long - type "A" or "B"	2	All	58
<b>15106 SWITCH (MASTER WINDOW CONTROL)</b>				
FFC 15106-B	Located at window multiple switch housing on L.H. front door arm rest	1	All	58/59
<b>15107 LEVER (MASTER WINDOW CONTROL)</b>				
FFC 15107-B	Chrome finish - zinc die cast - located at window multiple switch housing on L.H. front door arm rest	1	All	58/59
<b>15109 CLAMP (ANTENNA MOUNTING)</b>				
FFC 15109-B	R.H. and L.H. - 1-1/4" I.D. - type "A" or "B"	2	All	58
	For electric antenna	1	All	59
<b>15200 ROADLAMP (CLEAR LENS) ACCESSORY</b>				
FDU 15200-A		(a)	2	All
	43232-S8 Screw and washer-rd. hd. -No. 10-32 x 1/2"		6	a
<b>15214 RING (ROADLAMP RETAINER)</b>				
FDU 15214-A		(a)	2	All
FEL 15214-B		(a)	2	All
	51855-S8 Screw-cr. pan hd. tap-No. 8-32 x 3/8"		3	a

# Lamps And Wiring

GROUP AND PART NUMBER	DESCRIPTION, SIZE, ETC.	NO. REQ'D	MODEL OR ENGINE CUBIC INCH DISPLACEMENT	YEAR 19__
<b>15220 BULB (ROADLAMP)</b>				
FDU 15220-A	Clear - 4-13/32" dia.	2	All	56
FDU 15220-B	Amber - 4-13/32" dia.	2	All	56
FEL 15220-A	Sealed beam - 5-5/8" dia.	2	All	57
<b>15224 SWITCH (ROADLAMP) ACCESSORY</b>				
FDU 15224-C	(3) Terminals (1) bullet type (1) snap on female type (1) snap on male type - used only in states requiring headlamp to be off when roadlamps are used	1	All	56
FDU 15224-D	(3) Terminals (2) bullet type (1) eyelet type - to be used only in states that do not require headlamps to be off when roadlamps are used	1	All	56
FEL 15224-B		1	All	57
<b>15227 BOOT (ROADLAMP ADJUSTING NUT)</b>				
7EH 15227	1" long	4	All	56
<b>15229 ADAPTOR (ROADLAMP)</b>				
FAA 15229-A		(a) 2	All	56
FEL 15205-A		(a) 2	All	57
51855-S8	Screw-cr.fill.hd.tap.-No.8-32 x 3/8"	6	a	
<b>15231 SPRING (ROADLAMP ADAPTOR RETAINER)</b>				
5EH 15231	1-3/16" free length - 10" coils	6 2	All All	56 57
<b>15256-7 HOUSING (ROADLAMP) ACCESSORY</b>				
BY 15256-B	R. H.	(a) 1	All	56
BY 15257-B	L. H.	(a) 1	All	56
33925-S8	Nut-hex. -3/8"-24	4	a	
34807-S7	Lockwasher-3/8"	4	a	
44727-S8	Washer-flat-3/8"	4	a	
<b>15268 BEZEL (ROADLAMP SWITCH)</b>				
FAA 15268-A	1-1/16" O. D. - also used with a/cond.	2	All except 76	56
<b>15311 MIRROR (REAR VIEW OUTSIDE)</b>				
B4LY 15311-A	Oblong - 3-9/16" x 5-9/32" spotlamp - @FDD-17761-A	(a) 1	All	56
FAA 18403-A	Consists of - ‡ (1) FAA-15311-B mirror (1) 34079-S7 nut (1) 34804-S8 lockwasher ‡ Detail of kit not serviced loose	(a) 1	All	56
FFC 12529-B	Clip - spotlamp retaining	1	All	58
34079-S7	Nut-hex. No. 10-32	1	a	
34804-S8	Lockwasher-No. 10	1	a	



# Lamps And Wiring

GROUP AND PART NUMBER	DESCRIPTION, SIZE, ETC.	NO. REQ'D	MODEL OR ENGINE CUBIC INCH DISPLACEMENT	YEAR 19__
<b>15330 BULB (SPOTLIGHT) ACCESSORY</b>				
B6C 15330-A	6" sealed beam - ⊕FDT-15330-A	1	All	56
FDT 15330-B	4" sealed beam	1	All	56/57
FDU 15330-A	4" sealed beam	1	All	58
<b>15438 CASE &amp; INSULATOR (HEATER CORE)</b>				
FFC 15438-C	R.H. - heater only	1	All	58/59
B9LF 18A603-A	L.H. - use with a/cond. only	1	All	58/59
<b>15440-1 DUCT &amp; INSULATOR (AIR CONDITIONER &amp; HEATER INLET)</b>				
FFC 15441-E	L.H. - for air conditioning - also used when heater only is installed - by covering existing holes that are not required for this type installation	1	All	58
B9LF 18A628-A	R.H. - for air conditioner ☆ 1958 - use for heater and air conditioning ☆ 1959 - use for air conditioning only	1	All☆	58/59
B9LF 18A629-A	L.H. - for air conditioner	1	All	59
<b>15500-1 LAMP (BACK-UP)</b>				
FDU 15500-D		(a) 2	All	56
FEL 15500-D	Less bulb	(a) 2	All	57
FFH 15500-A	R.H. - less bulb	(b) 1	54, 65, 68, 75	58
FFH 15501-A	L.H. - less bulb	(b) 1	54, 65, 68, 75	58
PB9L 15500-D	(1) for R.H. - (1) for L.H. - ⊕LED-2703785	AR	54A, 65A, 68A, 75A	59
32909-S8	Screw-pan hd. tap. -No. 8-15 x 1/4"	6	a	
33795-S7	Nut-hex. -1/4"-20	4	a	
34940-S7	Lockwasher-1/4" ext.	4	a	
51564-S8	Screw-cr. fill. hd. tap. -No. 8-32 x 1/2"	4	b	
354330-S8	Stud-1/4"-20 special	4	a	
<b>15510 GASKET (BACK-UP LAMP LENS)</b>				
FDU 15510-A	Back-up lamp lens - oval - 4-13/16" long	(a) 2	All	56
FEL 15510-A	Sponge rubber	(a) 2	All	57
B9FL 15510-A	R.H. and L.H.	2	53A, B, 57A, B, 63A, B	59
52742-S8	Screw-cr. pan hd. tap. -No. 8-15 x 3/4"	8	a	
<b>15513 DOOR (BACK-UP LAMP)</b>				
FEL 15513-A		2	All	57
<b>15514-19 LENS (BACK-UP LAMP)</b>				
FDU 15514-B	4-51/64" long x 17/64" tapered to 23/32" thick	2	All	56
FDU 15514-A	LB-56 - 4-51/64" long x 9/32" thick - back-up lamp LB-56 - luggage compartment lamp	2	All	56
FEL 15514-B		1	All	56/57
FFC 15514-C	R.H. - LB-58	2	All	57
FFC 15519-C	L.H. - LB-58	1	53, 57, 63	58
FFH 15514-A	LB-58	2	54, 65, 68, 75	58
B9FL 15514-A	R.H.	1	53A, B, 57A, B, 63A, B	59
B9FL 15519-A	L.H.	1	53A, B, 57A, B, 63A, B	59
PB9L 15514-C	R.H. and L.H. - ⊕2703787	2	54A, 65A, 68A, 75A	59

# Lamps And Wiring

GROUP AND PART NUMBER	DESCRIPTION, SIZE, ETC.	NO. REQ'D	MODEL OR ENGINE CUBIC INCH DISPLACEMENT	YEAR 19__
<b>15522                    RETAINER (BACK-UP &amp; LUGGAGE COMPARTMENT LAMP LENS)</b>				
FDU 15522-B	Back-up lamp	2	All	56
<b>15533                    PAD (BACK-UP LAMP MOUNTING)</b>				
FDU 15533-A		(a) 2	All	56
B9FL 15533-A	R. H. and L. H.	2	53A, B, 57A, B, 63A, B	59
50398-S13	Screw-cr. oval hd. -No. 8-32 x 1/2"	4	a	
<b>15536                    WIRE (BACK-UP LAMP SOCKET)</b>				
FDU 15536-A	7-1/4" long	2	All	56
FEK 15536-A	7-1/4" long	2	All	57
<b>15547                    GASKET (BACK-UP LAMP DOOR)</b>				
FDU 15547-A	6-9/64" long x 2-15/32" wide	2	All	56
<b>15562                    REGISTER (HEATER AIR REAR)</b>				
FFC 15562-C	R. H. and L. H. - for air conditioning only Also used on front door arm rest	2 2	All All	58/59 58
<b>15636                    SPRING (ELECTRIC ANTENNA ANTI-RATTLE)</b>				
B8E 15636-A	Type "B" - ⊕FFC-15636-A	1	All	58
<b>15651                    BRACKET (LUGGAGE COMPARTMENT DOOR OPEN LIMIT SWITCH MOUNTING)</b>				
FFC 15651-A	Located at luggage compartment door - also located on rear door	(a) 1	68	58/59
34802-S7	Washer-spring lock-No. 8	2	a	
51755-S8	Screw-pan hd. cr. rcc. tap. -No. 8-32 x 3/8"	2	a	
<b>15A666                    WIRE (CIRCUIT BREAKER TO STARTING MOTOR RELAY)</b>				
B6LY 15A666-A	⊕ FDU-14351-A 4-Way seat with manual windows	1	60E, 73	56
	4-Way and 6-way seats	1	All	57
B7LY 15A666-A	Top control - used for top lift motor - ⊕ FEL-14351-A	1	76	57
FFC 14351-B	NS-60" long - with (2) small eyelet terminals - used with electric seats - electric windows - or both seats and windows	1	All	58
<b>15668                    SWITCH (TOP CONTROL &amp; DOOR LOCK)</b>				
FAA 15668-C	Top control	1	76	56/57
FDR 15668-B	Top control	1	76	56/57
FFC 15668-A	Top control	1	68	58
	Top control	1	68	59
	Door locks	1	All	59

# Lamps And Wiring

GROUP AND PART NUMBER	DESCRIPTION, SIZE, ETC.	NO. REQ'D	MODEL OR ENGINE CUBIC INCH DISPLACEMENT	YEAR 19__
<b>15A668 WIRING (TOP CONTROL RELAY TO CIRCUIT BREAKER)</b>				
B6LY 15A668-A	Manual locking - ⊕ FDU-14362-A	1	76	56
B6LY 15A668-B	Electric locking - ⊕ FDU-14362-C	1	76	56/57
B8LY 15A668-A	Electric locking-used on cars built prior to 4-20-59 ⊕ FFC-14362-C	1	68	58/59
B9LY 15A668-A	Electric locking - used on cars built from 4-20-59 - ⊕ B9LF-14362-A	1	68	59
<b>15672 RELAY (TOP CONTROL MOTOR)</b>				
FDU 15672-B	Located back of rear seat riser For hydraulic lift motor	1	76	56/57
	For top latch motor	1	76	56/57
	Located behind rear seat back For hydraulic lift motor	1	68	58/59
	For top latch motor	1	68	58/59
	For upper back panel	1	68	58/59
<b>15674 KNOB (TOP CONTROL)</b>				
B8S 15674-A	Chrome finish - manual locking - located at left of steering column - ⊕ FAB-15674-A	(a) 1	76	56
FDU 15674-A	Chrome finish - electric locking	(b) 1	76	56/57
	89566-S8 Screw-headless set-No. 8-36 x 1/4"	1	b	
	350089-S8 Screw-set-No. 8-32 x 1/8"	1	a	
<b>15A674 SWITCH (UPPER BACK PANEL &amp; BACK WINDOW) LIMIT</b>				
B8LY 15A674-A	With (4) lead wires - ⊕ FFC-15735-C Limit - back window	1	68	58/59
	Limit - back panel - "Up"	1	68	58/59
	Limit - back panel - "Down"	1	68	58/59
<b>15676 BRACKET (TOP CONTROL SWITCH MOUNTING)</b>				
FDU 15676-A	Used with manual locking - steel - with (1) 7/16" dia. hole and (1) 5/8" dia. hole - located at left of steering column	(a) 1	76	56/57
FDU 15676-B	Used with electric locking - steel - with (1) 3/8" dia. hole and (1) 9/32" square hole - located at left of steering column	(a) 1	76	56/57
	23391-S2 Bolt-rd. hd. carriage-1/4"-20 x 7/8"	1	a	
	33795-S8 Nut-hex. -1/4"-20	1	a	
	34805-S7 Lockwasher-split ring-1/4"	1	a	
	34940-S7 Lockwasher-external tooth-1/4"	1	a	
<b>15677 BEZEL (TOP CONTROL KNOB)</b>				
FAA 15677-A	Chrome finish - 1-1/8" O.D. - used w/manual control	1	76	56/57
<b>15678 SWITCH (TOP CONTROL &amp; TOP LOCK) LIMIT</b>				
FDR 15678-A	Located at w/shield header - used on cars built prior to 6-16-56	(a) 2	76	56
FDR 15678-B	Located at R. H. and L. H. of w/shield header - Used on cars built after 6-16-56	(a) 2	76	56/57
	Top control - limit - located at R. H. and L. H. of No. 1 bow	2	68	58
		2	68	59
FFC 15678-C	Located at center of w/shield header	(a) 1	68	58
B9LF 15678-A	Top lock - limit - located at center of windshield header	1	68	59
	358632-S13 Nut-hex. -1/2"-28	2	a	

# Lamps And Wiring

GROUP AND PART NUMBER	DESCRIPTION, SIZE, ETC.	NO. REQ'D	MODEL OR ENGINE CUBIC INCH DISPLACEMENT	YEAR 19__
<b>15A678 SWITCH (TOP RETRACT LIMIT)</b>				
B8LY 15A678-A	Includes (6) lead wires - located behind L. H. quarter trim panel - @FFC-15820-B	1	68	58/59
<b>15A680 BRACKET (TOP CONTROL LIMIT SWITCH MOUNTING)</b>				
B8LY 15A680-A	Steel - 2" x 2-1/4" - located behind L. H. rear quarter - used with top retract limit switch - @FFC-15895-B	1	68	58/59
<b>15682 SPACER (TOP CONTROL SWITCH)</b>				
FFC 15682-A	Steel - 33/64" I. D. x 1" O. D. - located at instrument panel extension	1	68	58/59
<b>15690 MOTOR (CONVERTIBLE TOP LATCH)</b>				
FDR 15690-A	Located in header bow	1	76	56/57
		1	68	58/59
<b>15691 SWITCH (CONVERTIBLE TOP LATCH MOTOR) LIMIT</b>				
FDU 15691-A	Located at L. H. - rear quarter lower (a)	1	76	56/57
34908-S7	Lockwasher-internal tooth-7/16"	1	a	
351038-S8	Nut-hex. special-7/16"-28	1	a	
<b>15692 RELAY (CONTROL BOX POWER) ELECTRIC DOOR LOCKS</b>				
B7A 15692-A	Located on R. H. fender apron - @FEG-15692-A	2	All	57/59
<b>15A692 BRACKET (UPPER BACK PANEL LIMIT SWITCH ACTUATOR)</b>				
COSF 15A692-B	Located at upper back panel hinges (a)	2	68	58/59
51855-S8	Screw-pan hd. cr. rec. tap. -No. 8-32 x 3/8"	4	a	
<b>15693 RELAY (CONVERTIBLE TOP LATCH) SAFETY</b>				
FDR 15693-A	With (3) terminals - located on right front fender apron	1	76	56
<b>15767 WIRE (ANTENNA RELAY FEED)</b>				
FFC 15767-F	Electric - reel type "A" or "B"	1	All	58
<b>15773 WIRE (ANTENNA MOTOR FEED)</b>				
FFC 15773-C	Radio to antennas - type "A" or "B"	1	All	58
FFC 15773-D	R. H. to L. H. antenna - type "A" or "B"	1	All	58
<b>15779 SEAL (A/COND. SERVO SWITCH)</b>				
FFC 15779-A	1-1/2" x 1-1/64" x 1/4" sponge rubber	1	All	58/59
<b>15784 GASKET (DEFROSTER NOZZLE L.H.)</b>				
FFC 15784-C	Also for air conditioning	1	All	58/59
<b>15787 PLATE (HEATER SERVO BACKING)</b>				
FFC 15787-D	Use for third type servo unit	1	All	58

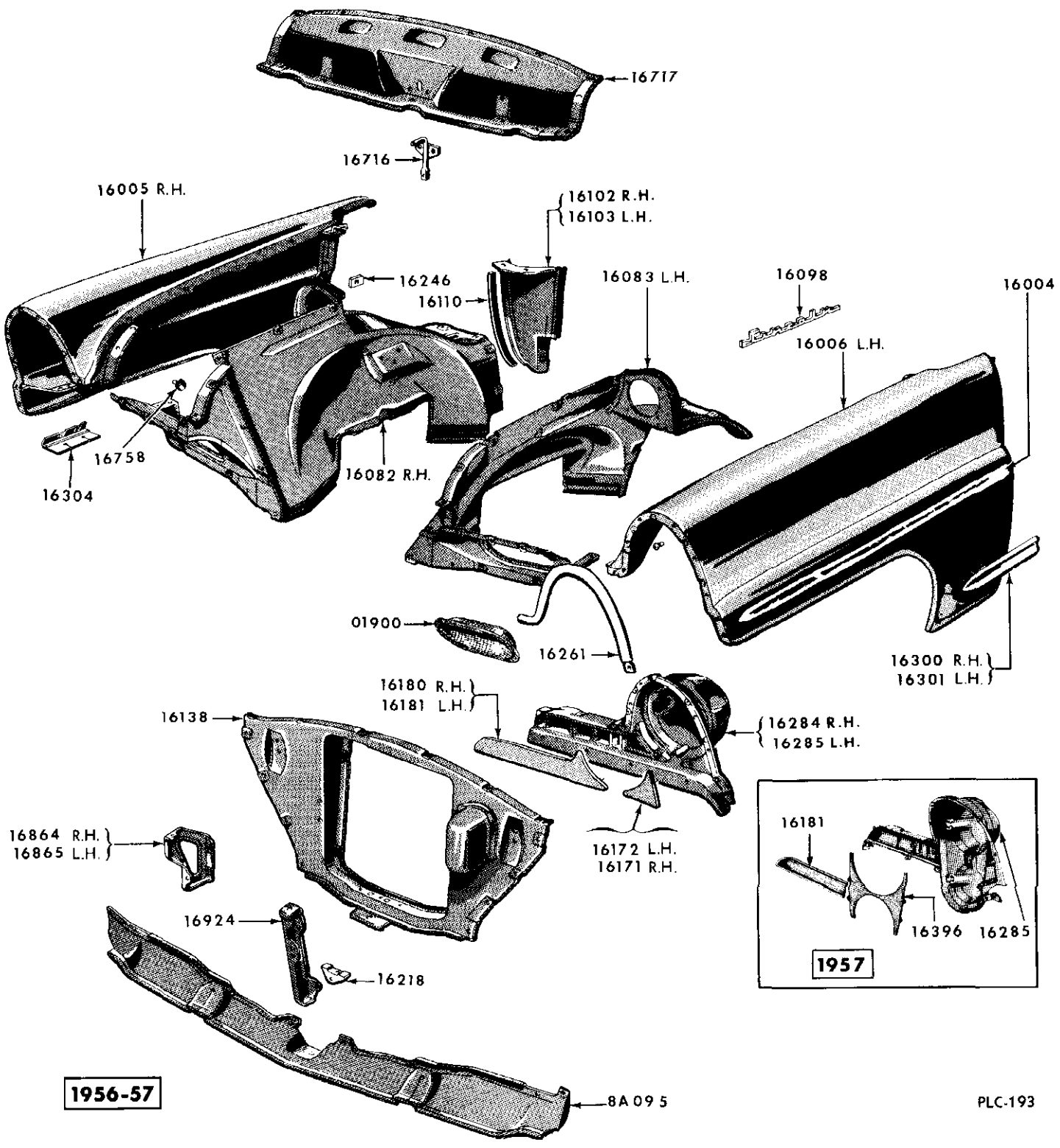
# Lamps And Wiring

GROUP AND PART NUMBER	DESCRIPTION, SIZE, ETC.	NO. REQ'D	MODEL OR ENGINE CUBIC INCH DISPLACEMENT	YEAR 19__
<b>15788 COVER (HEATER SERVO FRONT)</b>				
FFC 15788-B	Also for air conditioning (a)	1	All	58
FFC 15788-D	Drill as required for use on first or second type (a) servo unit ☆ 1958 - use on heater and air conditioning ☆ 1959 - use on heater only	1	All☆	58/59
41555-S8	Screw-pan hd. tapp. -No. 10-24 x 3/8"	2	a	
<b>15792 PLATE (SERVO CONTACT)</b>				
FFC 15792-F	For manual controlled servo use with FFC-18977-D cam and plate assy. (a)	1	All	58
41034-S8	Screw-slotted hex. hd. tap. -No. 8-32 x 3/8"	5	a	
<b>15801 RADIO</b>				
B9LF 18A801-F	AM - grey dial - less audio chassis and speaker - Does not include antenna switch	1	All	58
B9FL 15801-A	AM - gold dial - less audio chassis and speaker - includes antenna switch	1	53A, 57A, 63A, B	59
B9FL 15801-A	AM - gold dial - less audio chassis and speaker - includes antenna switch	1	54A, 65A, 68A, 75A	59
B9LF 18A801-D	AM - gold dial - less audio chassis and speaker - does not include antenna switch	1	54A, 65A, 68A, 75A	59
<b>15A801 LAMP (TRANSMISSION CONTROL SELECTOR)</b>				
B9S 13715-A	⊕B9FS-13715-A (a)	1	368	56/57
B8LY 15A801-A	Used with Turbo-Drive - includes pointer - ⊕FFC-13715-A (b)	1	430	58
B9LY 15A801-B	Used with Twin-Range - includes pointer - ⊕B9FL-13715-B (a, b)	1	All	58/59
34938-S8	Lockwasher-external tooth-No. 8	1	a	
51855-S8	Screw-cr. rec. pan hd. tap. -No. 8-32 x 3/8"	1	b	
<b>15803 HOUSING (TRANSMISSION CONTROL SELECTOR INDICATOR LAMP)</b>				
FDU 15803-AP	In prime	1	All	56/57
<b>15805 DIAL (TRANSMISSION CONTROL SELECTOR)</b>				
	See basic part number 7A213			
<b>15815 RETAINER (TRANSMISSION CONTROL SELECTOR INDICATOR LAMP HOUSING)</b>				
B9MF 15815-A	Shift lever - automatic transmission (a)	1	368	56/57
26457-S7	Screw-rd. hd. -No. 8-32 x 1/4"-retainer to selector lever socket	1	a	
34938-S8	Lockwasher-external tooth-No. 8	1	a	
<b>15822 SWITCH (TOP ERECT LIMIT)</b>				
FFC 15822-B	Includes (8) lead wires - located behind L. H. quarter trim panel	1	68	58/59
<b>15825 BLOCK (TRANSMISSION CONTROL SELECTOR NEUTRAL SWITCH TERMINAL)</b>				
	See basic part number 7A217			
<b>15845 ARM (AIR CONDITIONER SWITCH SECTOR)</b>				
FFC 15845-B	Use on all servos except electrically controlled type	1	All	58/59
<b>15849 BRACKET (UPPER BACK PANEL LIMIT SWITCH MOUNTING)</b>				
FFC 15849-A	Located at R. H. and L. H. back panel hinge (a)	2	68	58/59
42722-S8	Screw-hex. hd. washer-No. 8-32 x 1/2"	2	a	

# Lamps And Wiring

GROUP AND PART NUMBER	DESCRIPTION, SIZE, ETC.	NO. REQ'D	MODEL OR ENGINE CUBIC INCH DISPLACEMENT	YEAR 19__
<b>15A851 SWITCH &amp; BRACKET (PARKING BRAKE SIGNAL)</b>				
	See basic part number 15852			
<b>15852 SWITCH (PARKING BRAKE SIGNAL)</b>				
FDK 15852-A		(a) 1	All	56/57
FFC 15726-B	With bracket	(a) 1	All	58
B9LF 15A851-A	With bracket	1	All	58/59
	44707-S8 Washer-flat - No. 6	1	a	
<b>15853 BRACKET (PARKING BRAKE SIGNAL LAMP)</b>				
OH 15853		1	All	56/57
<b>15854 RELAY (RELAY PANEL SIGNAL) GAS GAUGE</b>				
FEL 15854-A	(3) Terminals	(a) 1	All	57
FFC 15854-B	2" x 2-7/16" (3) terminals - also known as S. I. P. relay	(a) 1	All	58/59
	32909-S8 Screw-No. 8-pan. hd. tap-15 x 1/4"	2	a	
<b>15884 ARM (HEATER SERVO REAR VENT CONTROL)</b>				
FFC 15884-B	Also for air conditioning - use on all servos except electrically controlled type	1	All	58
	For heater only	1	All	59
<b>15886-7 ARM (HEATER SERVO CONTROL)</b>				
FFC 15886-B	R. H. - also for air conditioning - for use with first or second type servo unit	1	All	58
FFC 15886-C	R. H. - for use with third type servo unit for 1958	1	All	58/59
FFC 15887-B	L. H. - also for air conditioning	1	All	58/59
<b>15918 ARM (HEATER SERVO WATER VALVE CONTROL)</b>				
FFC 15918-B	Also for air conditioning	1	All	58/59
<b>15921 ARM (HEATER SERVO DEFROSTER CONTROL)</b>				
FFC 15921-B	Also for air conditioning	1	All	58/59
<b>15975 SEAL (HEATER CORE TO SUPPORT REINFORCEMENT)</b>				
FFC 15975-A	R.H. and L.H. - for air conditioner only	2	All	58/59
<b>15977 SUPPORT (HEATER CORE)</b>				
FFC 15977-B	R.H. and L.H. - also for air conditioning ☆ 1958 - use for heater and air conditioning ☆ 1959 - use for air conditioning only	2	All☆	58/59
<b>15994 GASKET (HEATER SIDE COWL DUCT)</b>				
FFC 15994-G	10-3/8" long - heater and/or air conditioner	2	All	58/59
FFC 15994-H	NS-12-1/4" long - cut from FFC-15994-J - heater and/or air conditioner	2	All	58/59
FFC 15994-J	14-1/4" long - heater and/or air conditioner	2	All	58/59
FFC 15994-K	NS-9-1/2" long - cut from FFC-15994-G - heater and/or air conditioner	2	All	58/59

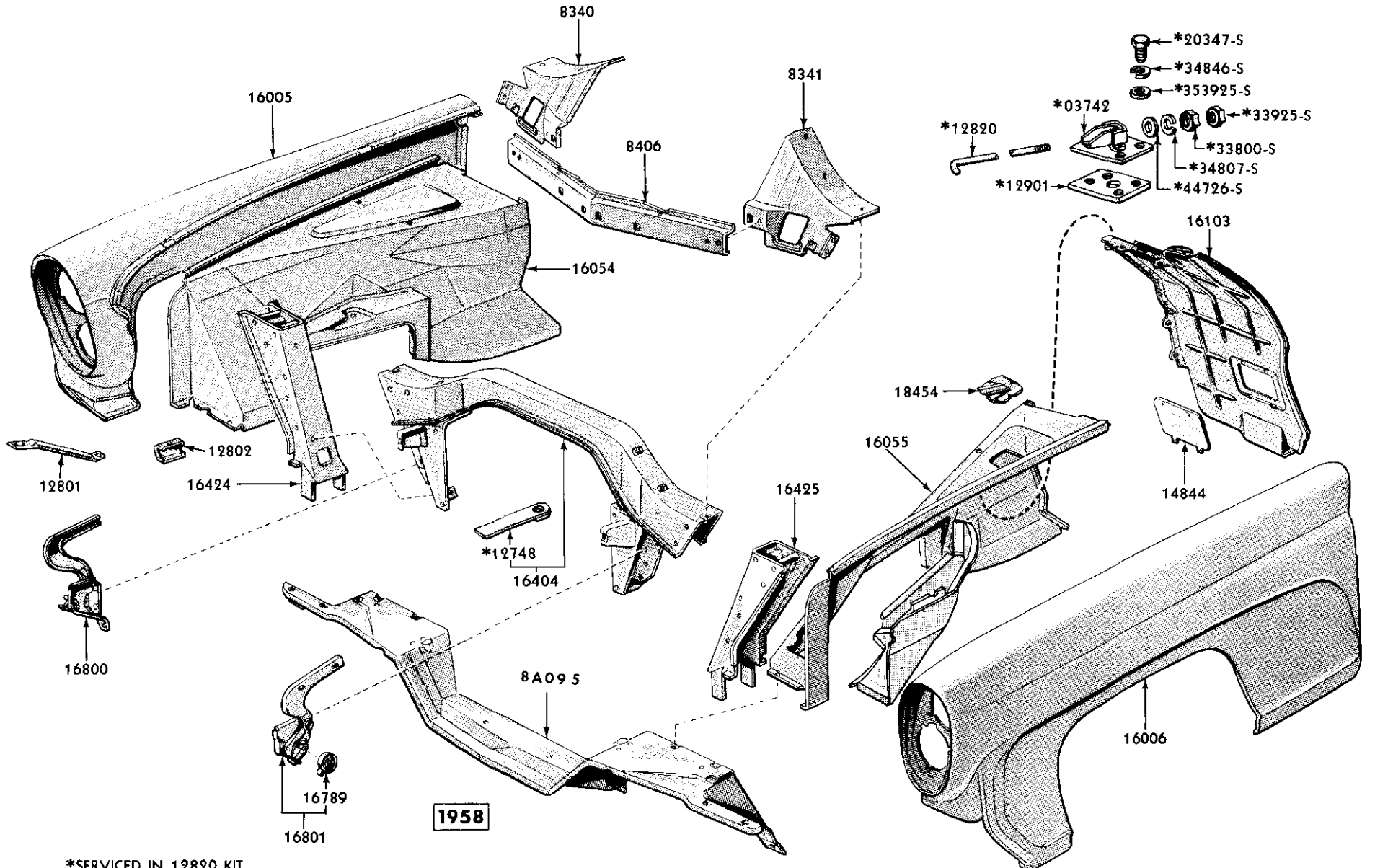




FRONT END SHEET METAL



363

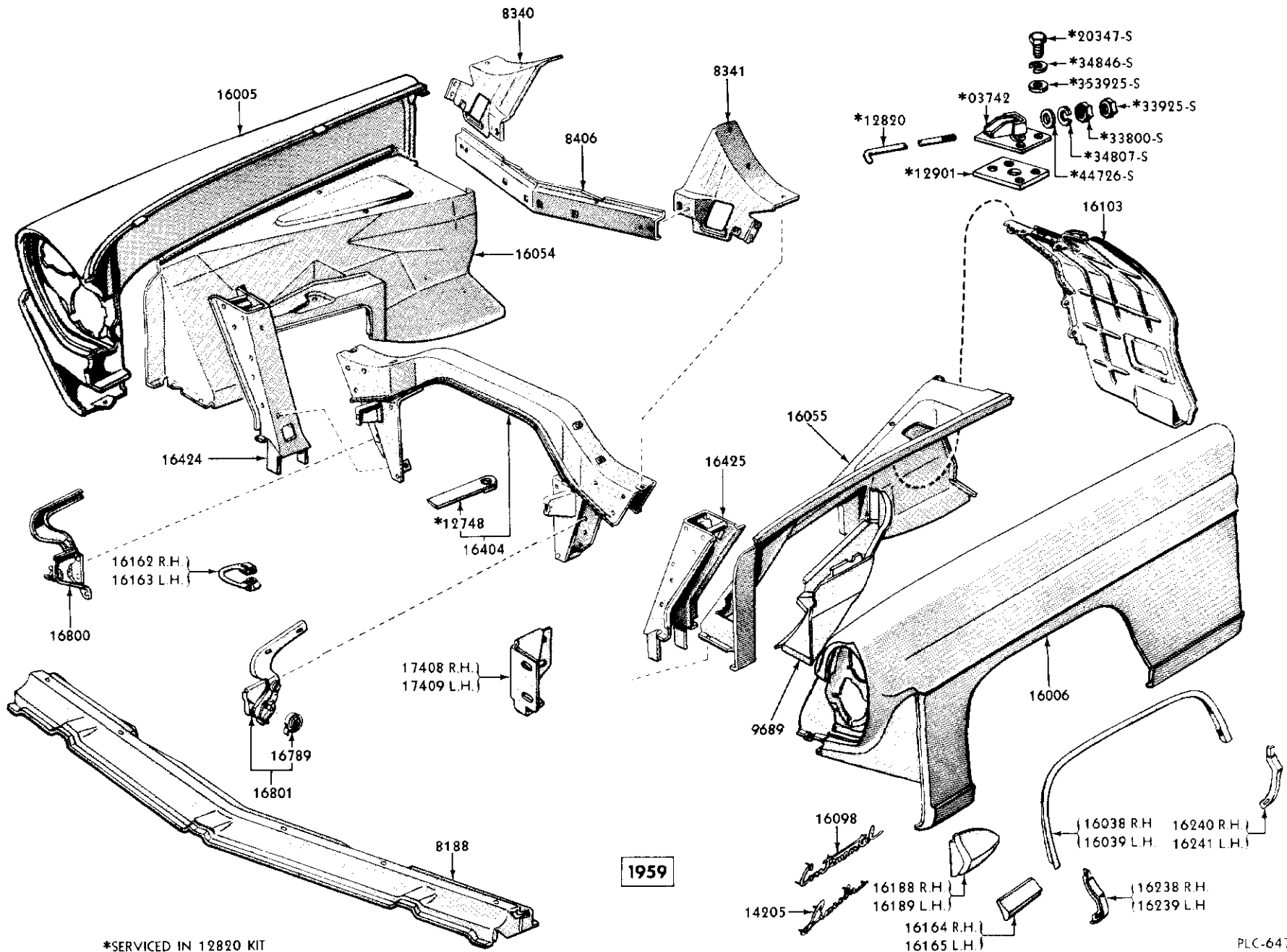


1958

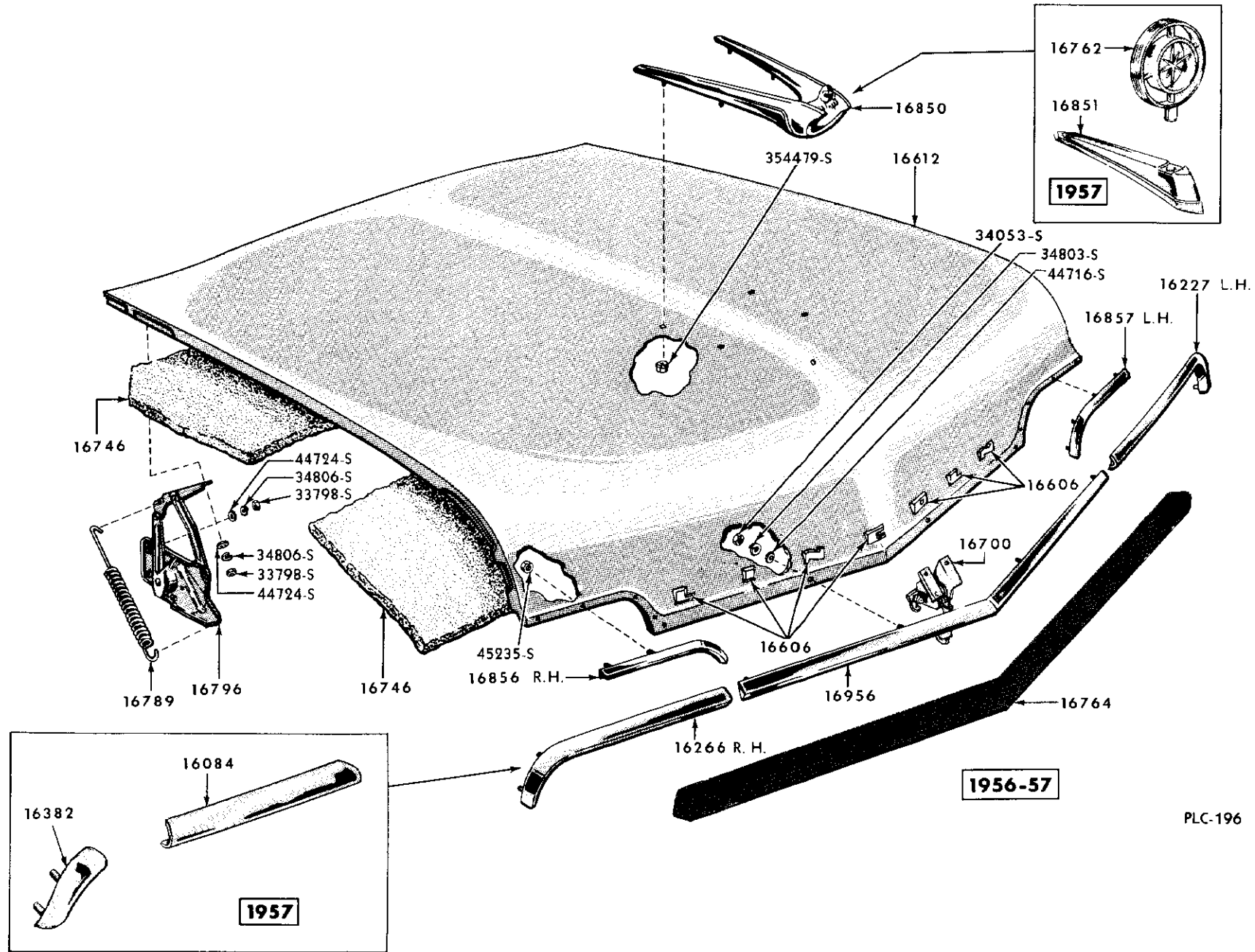
\*SERVICED IN 12820 KIT

PLC-558

FRONT END SHEET METAL

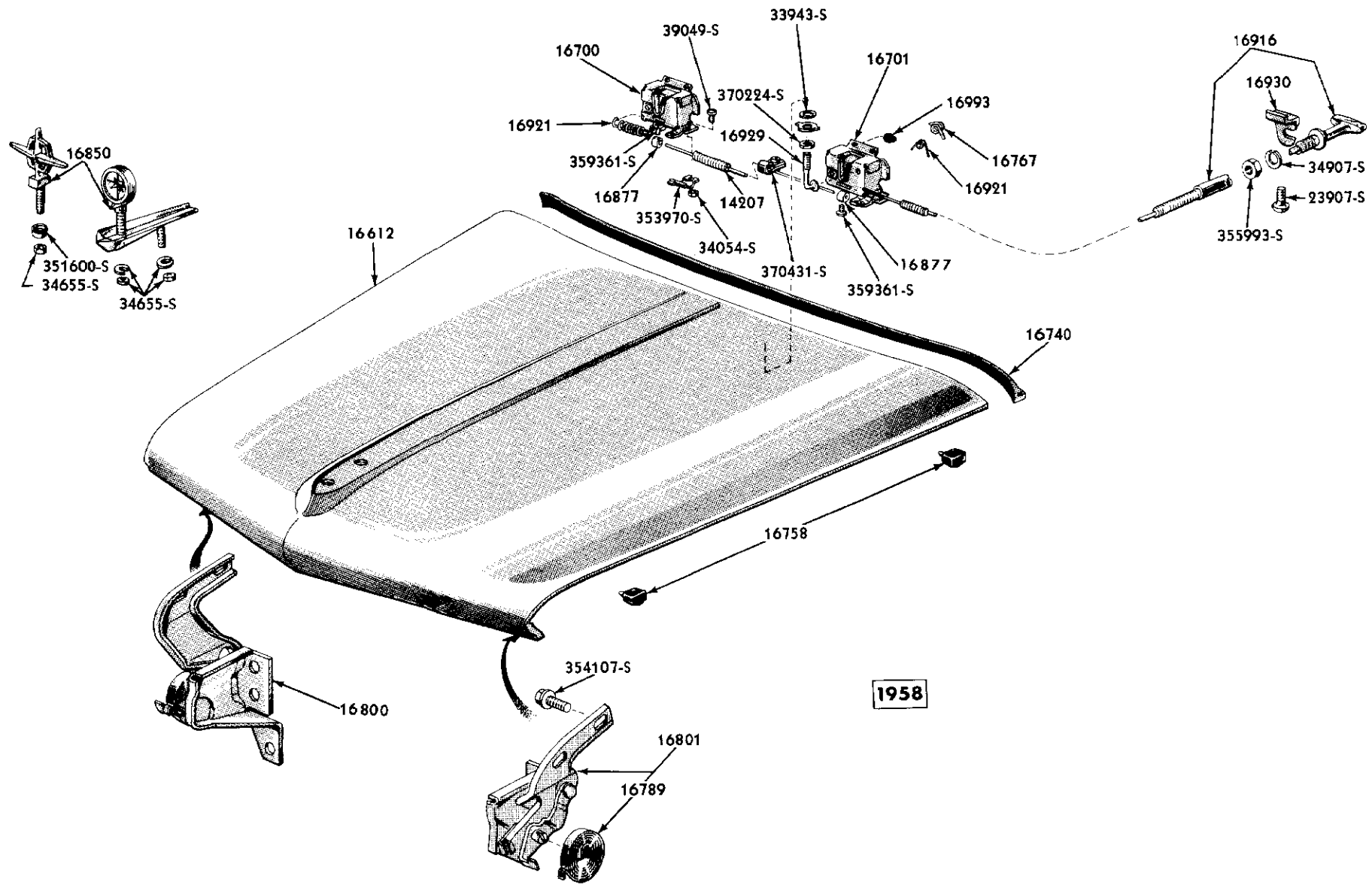


### FRONT END SHEET METAL



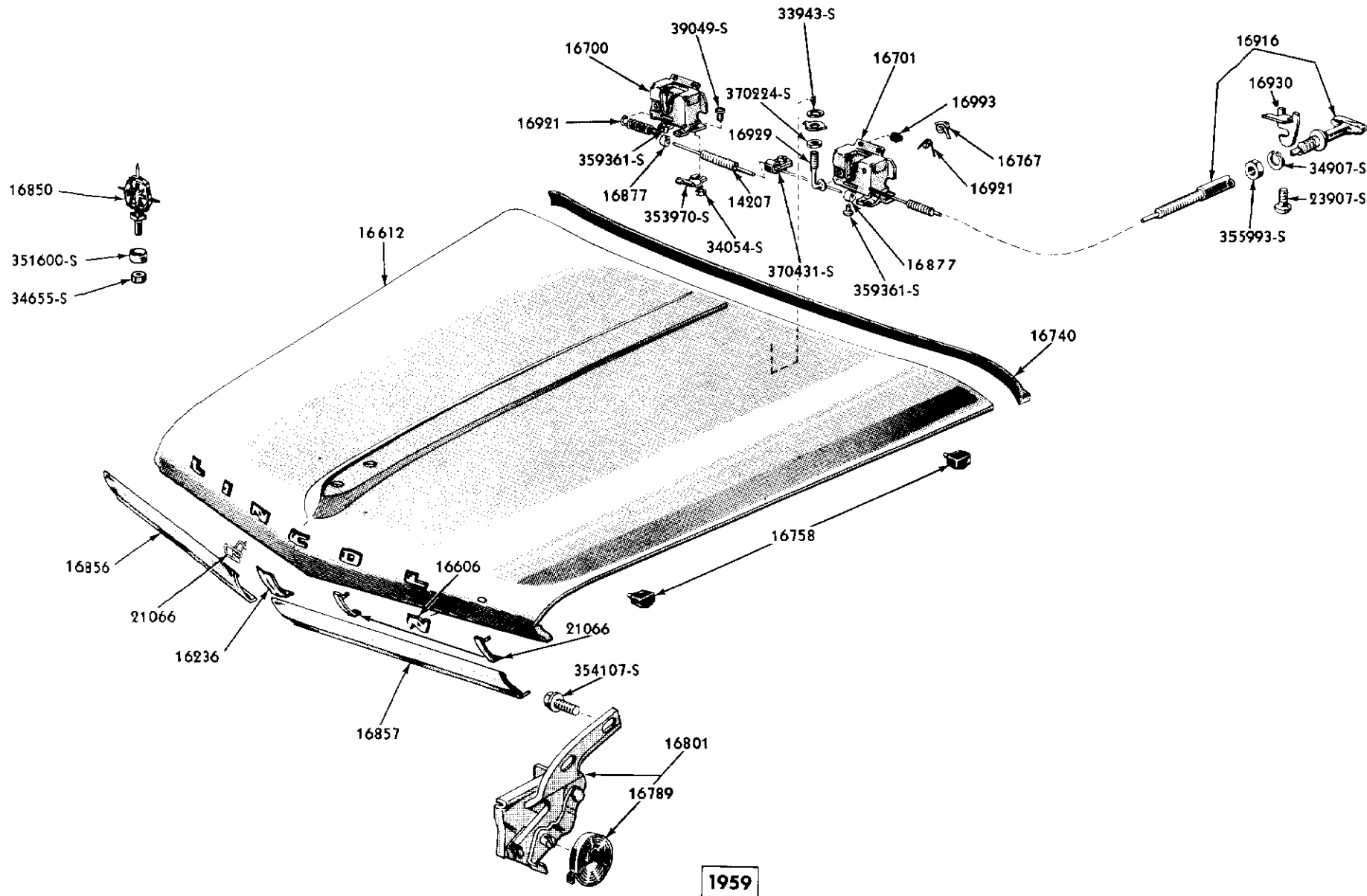
PLC-196

### HOOD & RELATED PARTS



HOOD & RELATED PARTS

367



1959

### HOOD & RELATED PARTS

# Fenders

GROUP AND PART NUMBER	DESCRIPTION, SIZE, ETC.	NO REQ'D	MODEL OR ENGINE CUBIC INCH DISPLACEMENT	YEAR 19__
<b>16003-4 MOULDING (FRONT FENDER SIDE)</b>				
BAJ 16003-A	R.H. - 55-37/64" long	(a) 1	All	57
BAJ 16004-A	L.H. - 55-37/64" long	(a) 1	All	57
HHK 350003-A	Kit - moulding clips - exterior Consists of the following - (1) BV-16266-A retainer (5) BAJ-5821066-A retainer (1) 34053-S8 nut (1) 34903-S8 lockwasher (1) 44713-S8 washer	(a) 1	All	57
34053-S8	Nut-hex. -No. 10-24	2	a	
34903-S7	Lockwasher-No. 10	2	a	
44713-S8	Washer-flat-No. 10	2	a	
<b>16005-6 FENDER (FRONT)</b>				
BAJ 16005-C	R.H.	(a) 1	All	56/57
BAJ 16006-C	L.H.	(a) 1	All	56/57
BAK 16005-B	R.H.	1	All	58
BAK 16006-B	L.H.	1	All	58
B9LB 16005-D	R.H.	1	All	59
B9LB 16006-D	L.H.	1	All	59
33798-S8	Nut-hex. -5/16"-24 to front pillar	2	a	
34806-S8	Lockwasher-5/16"	2	a	
44724-S8	Washer-flat-5/16"	AR	a	
353372-S	Washer-flat-5/16"-to front pillar	2	a	
353714-S8	Screw-hex. washer hd. -5/16"-24 x 1"	12	a	
357256-S2	Retainer-nut-5/16"-24	6	a	
357789-S7	Lockwasher-5/16"-to front pillar	2	a	
<b>16038-9 MOULDING (FRONT FENDER WHEEL OPENING) CENTER</b>				
PB9L 16038-A	R.H. - $\phi$ 1017358	1	54, 65, 68, 75	59
PB9L 16039-A	L.H. - $\phi$ 1017359	1	54, 65, 68, 75	59
<b>16054-5 APRON (FRONT FENDER)</b>				
BAK 16054-A	R.H.	1	All	58
BAK 16055-A	L.H.	1	All	58
BAK 16054-B	R.H.	1	All	58
BAK 16055-B	L.H.	1	All	58
PB9L 16054-A	R.H. - $\phi$ 1000786	1	All	59
COLB 16021-E	L.H.	1	All	59
<b>16082-3 APRON &amp; DEFLECTOR (FRONT FENDER)</b>				
BY 16082-E	R.H.	(a) 1	All	56
BY 16083-E	L.H.	(a) 1	All	56
BY 16082-F	NS- Make from BY-16082-E by adding necessary holes - used with air conditioning	(b) 1	All except 76	56
BAJ 16082-B	R.H.	(a) 1	All	57
BAJ 16083-B	L.H.	(a) 1	All	57
33798-S8	Nut-hex. -5/16"-24-to fender assy. front	4	a	
34806-S8	Lockwasher-5/16"	4	a	
44724-S8	Washer-flat-5/16"-to fender assy. front	4	a	
352930-S	Grommet-rubber	AR	b	
353714-S2	Screw-hex. washer hd. -5/16"-24 x 1"	20	a	
357256-S2	Retainer-nut-5/16"-24	8	a	
357261-S2	Retainer-nut-5/16"-24	8	a	
<b>16084-5 MOULDING (FRONT EXTENSION LOWER) INNER</b>				
BAJ 16084-B	R.H.	(a) 1	All	57
BAJ 16085-B	L.H.	(a) 1	All	57
354476-S2	Screw-hex. hd. -1/4"-20 x 5/8"	8	a	

# Fenders

GROUP AND PART NUMBER	DESCRIPTION, SIZE, ETC.	NO. REQ'D	MODEL OR ENGINE CUBIC INCH DISPLACEMENT	YEAR 19__
<b>16098-9 PLATE (NAME)</b>				
BS 16098-A	"Lincoln" - chrome plated	(a) AR	60E, 73A	56
BY 16098-A	"Lincoln" - gold plated	(a) 2	60B, 73B, 76	56
BD 16098-A	"Capri" - 6" long	(a) 2	57A, 58A, 60A, 60E, 73A	56/57
BAJ 16098-D	R.H. - "Premiere"	(a) 1	57B, 58B, 60B, 76	57
BAJ 16099-D	L.H. - "Premiere"	(a) 1	57B, 58B, 60B, 76	57
BAJ 16098-C	"Capri" *Used on front fenders for 1957 on models 57A, 58A and 63A *Used on quarter panel for 1958 models 53A, 57A and 63A	(a) 2	☆	57/58
BAK 16098-B	"Continental"	2	54, 65, 68, 75	58
B9LB 16098-B	"Premiere" - used on front fender - lower	2	53B, 57B, 63B	59
B9LB 16098-C	"Continental" - used on cars built after 2-24-59 (2) front fender (1) grille	AR	54, 65, 68, 75	59
353577-S2	Nut-sleeve type 1/8"-name to fender	10	a	
<b>16102-3 SHIELD (FRONT FENDER SPLASH) REAR</b>				
BY 16102-A	R.H.	(a) 1	All	56/57
BY 16103-A	L.H.	(a) 1	All	56/57
BAK 16102-A	R.H.	1	All	58
BAK 16103-A	L.H.	1	All	58
COLB 16A578-A	R.H. - used on cars built after 9-8-59	1	All	59
PB9L 16103-A	L.H. - @1009651	1	All	59
353714-S2	Screw-hex. w/hd. -5/16"-24 x 1"	7	a	
357261-S2	Retainer-nut-5/16"-24	7	a	
<b>16110-1 WEATHERSTRIP (FRONT FENDER SPLASH SHIELD) REAR</b>				
BY 16110-A	NS-R.H. - 21-1/4" long - cut from BD-16170-A	1	All	56
BY 16111-A	NS-L.H. - 17-1/4" long - cut from BD-16170-A	1	All	56
<b>16126 SEAL (FRONT FENDER TO COWL)</b>				
BY 16126-A		2	All	56/57
<b>16132-3 WEATHERSTRIP (FRONT FENDER REAR SPLASH SHIELD TO DASH EXTENSION)</b>				
BY 16132-A	R.H. - 13-5/8" long - also used for all operations using BY-16133-A, BA-16252-B, BA-16254-C, BR-16254-A and BR-16255-A by cutting to proper length	1	All	56/57
BY 16133-A	NS-L.H. - 11" long - cut from BY-16132-A	1	All	56/57
<b>16138 SUPPORT (FRONT FENDER APRON &amp; RADIATOR)</b>				
BY 16138-B	NS-Make from BAJ-16138-A - used with air conditioning	1	All except 76	56/57
BAJ 16138-A		(a) 1	All	56/57
34445-S8	Locknut-hex. -3/8"-24	2	a	
44731-S8	Washer-flat-7/16"	2	a	
354492-S8	Bolt-carriage-3/8"-24 x 4"-support to frame	2	a	
354596-S8	Washer-flat-special-7/16" I. D	2	a	
<b>16162-3 BRACE (FRONT FENDER TO BUMPER ARM)</b>				
PB9L 16162-A	R.H. - @1013940	1	All	59
PB9L 16163-A	L.H. - @1013941	1	All	59
<b>16164-5 MOULDING (FRONT FENDER LOWER FRONT)</b>				
PB9L 16164-B	R.H. - @1007560	1	54, 65, 68, 75	59
PB9L 16165-B	L.H. - @1007561	1	54, 65, 68, 75	59

# Fenders

GROUP AND PART NUMBER	DESCRIPTION, SIZE, ETC.	NO. REQ'D	MODEL OR ENGINE CUBIC INCH DISPLACEMENT	YEAR 19__
<b>16170 WEATHERSTRIP (FRONT FENDER APRON SPLASH PANEL)</b>				
BY 16170-A	NS-R.H. - 30" long - cut from BD-16170-A	1	All	56/57
BAF 16170-A	37" long	AR	All	56/58
B9A 16170-A	Rubber - 39-1/2" long - $\phi$ 1006261 Cut to 10-1/4" long for upper w/strip for 1959 Cut to 5-13/32" long for lower w/strip for 1959	1	All	56/59
BAK 16170-A	NS-5-13/32" long - cut from BAF-16170-A	2	All	58
<b>16170 WEATHERSTRIP (QUARTER TRIM WATER SHIELD)</b>				
BD 16170-A	Rubber - cut to required length	2	60	56/57
<b>16171-2 ESCUTCHEON (FRONT FENDER FRONT EXTENSION OUTER)</b>				
BY 16171-A	R.H. - (2) mounting studs (a)	1	All	56
BY 16172-A	L.H. - (2) mounting studs (a)	1	All	56
354485-S	Clip-tubular-3/16"-escutcheon to extension arm	4	a	
<b>16180-1 ESCUTCHEON (FRONT FENDER FRONT EXTENSION INNER)</b>				
BY 16180-A	R.H. - (4) mounting studs (a)	1	All	56
BY 16181-A	L.H. - (4) mounting studs (a)	1	All	56
BAJ 16180-B	R.H. (a, b)	1	All	57
BAJ 16181-B	L.H. (a, b)	1	All	57
354485-S	Clip-tubular-3/16"-escutcheon to extension arm	8	a	
359298-S32	Clip-tubular-3/16"	6	b	
<b>16186 PAD (FRONT FENDER APRON &amp; RADIATOR SUPPORT)</b>				
BY 16186-A	NS-make locally	4	368	56/57
<b>16187 WEATHERSTRIP (FRONT FENDER APRON SPLASH PANEL)</b>				
BY 16187-A	NS-L.H. - 25-3/4" long - cut from BD-16170-A	1	All	56/57
BAK 16187-A	NS-upper - L.H. - 6-1/4" long x 2-5/16" tapered to 1/2" - 1/8" thick - use BAF-16170-A	1	All	58
<b>16188-9 ORNAMENT (FRONT FENDER SIDE) FRONT</b>				
PB9L 16188-A	R.H. - $\phi$ 1010630	1	All	59
PB9L 16189-A	L.H. - $\phi$ 1010631	1	All	59
<b>16218 RETAINER (FRONT FENDER APRON &amp; RADIATOR SUPPORT BOLT)</b>				
BY 16218-A	"L" shaped - 4" wide (a)	1	All	56
39909-S8	Screw-hex. hd. tap. -5/16"-18 x 3/4"	1	a	
<b>16226-7 MOULDING (FRONT FENDER FRONT EXTENSION)</b>				
BY 16226-A	R.H. - lower - "L" shaped (a)	1	All	56
BY 16227-A	L.H. - lower - "L" shaped (a)	1	All	56
	(4) lower moulding (12) upper moulding			
34053-S8	Nut-hex.-No.10-24	16	a	
34823-S8	Lockwasher-No.10-lower moulding	4	a	
34940-S7	Lockwasher-external tooth-1/4"-lower moulding	8	a	
39894-S	Screw-slot-hex. hd. tap. -1/4"-20 x 5/8"-lower moulding	8	a	
44713-S8	Washer-flat-No.10-lower moulding	4	a	
<b>16236 COVER (HOOD FRONT LOWER MOULDING JOINT)</b>				
COLB 16A009-B		1	All	59
<b>16238-9 MOULDING (FRONT FENDER WHEEL OPENING) FRONT</b>				
B9LB 16A074-A	R.H.	1	54, 65, 68, 75	59
B9LB 16A075-A	L.H.	1	54, 65, 68, 75	59
<b>16240-1 MOULDING (FRONT FENDER WHEEL OPENING) REAR</b>				
B9LB 16A078-A	R.H.	1	54, 65, 68, 75	59
B9LB 16A079-A	L.H.	1	54, 65, 68, 75	59



# Fenders

GROUP AND PART NUMBER	DESCRIPTION, SIZE, ETC.	NO. REQ'D	MODEL OR ENGINE CUBIC INCH DISPLACEMENT	YEAR 19__
<b>16246 SEAL (FRONT FENDER TO FRONT BODY PILLAR)</b>				
BD 16246-A	1-1/4" x 2-13/64"	2	All	56/57
<b>16254 WEATHERSTRIP (FRONT FENDER APRON TO FRAME)</b>				
BA 16254-C	NS-R.H. - rear - 12" long - cut from BY-16132-A	2	All	56/57
<b>16260-1 MOULDING (FRONT FENDER FRONT EXTENSION)</b>				
BY 16260-B	R.H. - upper - "U" shaped (a)	1	All	56
BY 16261-B	L.H. - upper - "U" shaped (a)	1	All	56
32925-S8	Screw-pan-hd. tap. -No. 12-11 x 1/2"-upper moulding	2	a	
34053-S8	Nut-hex. -No. 10-24 (4) lower moulding (12) upper moulding	16	a	
34903-S8	Lockwasher-No. 10-upper moulding	12	a	
<b>16266 RETAINER (QUARTER OUTSIDE REAR MOULDING)</b>				
BV 16266-A		2	All	57
<b>16284-5 EXTENSION (FRONT FENDER FRONT)</b>				
BY 16284-C	R.H. (a)	1	All	56
BY 16285-C	L.H. (a)	1	All	56
BAJ 16284-C	R.H. (b)	1	All	57
BAJ 16285-C	L.H. (b)	1	All	57
32925-S8	Screw-pan-hd. tap. -No. 12-11 x 1/2"	12	a, b	
33798-S8	Nut-hex. hd. -5/16"-24-hood lock support	2	b	
34806-S8	Lockwasher-5/16"-hood lock support	2	b	
44724-S8	Washer-flat-5/16"	2	b	
50655-S2	Screw and washer-cr. rd. hd. -No. 12-24 x 3/4"	10	b	
353714-S2	Screw-hex. hd. -5/16"-24 x 1"	8	b	
357261-S2	Retainer-nut-5/16"-24-apron and deflector	6	b	
<b>16295 SEAL (HEATER CASE TO CORE SUPPORT REINFORCEMENT)</b>				
FFC 16295-A	R.H. and L.H. - rubber - 10-9/16" x 6-3/4" x 1/8" thick ☆ 1958 - also for air conditioning ☆ 1959 - air conditioning only	2	All☆	58/59
<b>16300-1 MOULDING (FRONT FENDER SIDE LOWER)</b>				
BY 16300-A	R.H. - 14-3/16" long (a)	1	60B, 73B, 76	56
BY 16301-A	L.H. - 14-3/16" long (a)	1	60B, 73B, 76	56
HGK 350000-A	Kit - moulding clips - exterior - Consists of the following - (1) 357786-S8 clip (1) 358375-S8 clip (a)	AR	All	56
34053-S8	Nut-hex. -No. 10-24-to fender assy.	4	a	
34823-S7	Lockwasher-external tooth-No. 10-to fender assy.	4	a	
352262-S8	Clip assy. -moulding-to fender assy.	4	a	
357785-S8	Clip-moulding-moulding to fender	2	a	
357786-S8	Clip-moulding-moulding to fender	2	a	
<b>16304-5 SEAL (FRONT FENDER TO BUMPER)</b>				
BY 16304-C	R.H. - 5-29/32" long	1	All	56
BY 16305-C	L.H. - 5-29/32" long	1	All	56
BAJ 16304-A	R.H.	1	All	57
BAJ 16305-A	L.H.	1	All	57
<b>16363 PLATE (FRONT FENDER HEADLAMP OPENING COVER)</b>				
BAJ 16363-A	With 1/4" hole in mounting tab (a)	2	All	57
BAJ 16363-B	Without 1/4" hole in mounting tab (a)	2	All	57
50855-S8	Screw and washer-cr. pan hd. -No. 10-32 x 1/4"	4	a	

# Fenders

GROUP AND PART NUMBER	DESCRIPTION, SIZE, ETC.	NO. REQ'D	MODEL OR ENGINE CUBIC INCH DISPLACEMENT	YEAR 19__
<b>16382-3 MOULDING (FRONT EXTENSION LOWER) OUTER</b>				
BAJ 16382-A	R.H.	(a) 1	All	57
BAJ 16383-A	L.H.	(a) 1	All	57
32925-S8	Screw-pan-hd.tap. -No.12-11 x 1/2"	10	a	
34053-S8	Nut-hex. -No.10-24	4	a	
34823-S7	Washer-springlock-No.10	4	a	
44713-S8	Washer-flat-No.10	4	a	
<b>16396 PLATE (FRONT FENDER HEADLAMP OPENING FACE)</b>				
BAJ 16396-B		(a) 2	All	57
50930-S8	Screw and washer-fill.hd. -No.10-32 x 1/2"	4	a	
<b>16404 SUPPORT (FRONT FENDER APRON &amp; RADIATOR)</b>				
B9LB 16A198-A		1	All	59
<b>16424-5 SUPPORT (FRONT FENDER APRON &amp; RADIATOR SIDE)</b>				
BAK 16424-A	R.H.	1	All	58/59
BAK 16425-A	L.H.	1	All	58/59
<b>16434-5 MOULDING (FRONT FENDER LOWER FRONT)</b>				
BAK 16434-A	R.H.	(a) 2	54,65,68,75	58
BAK 16435-A	L.H.	(a) 1	54,65,68,75	58
359298-S32	Clip-tubular-3/16"	4	a	
<b>16550 SHIELD (RADIATOR SPLASH)</b>				
LD 16550-A		(a) 1	All	56/57
39909-S7	Screw-hex.washer hd. -5/16"-18 x 3/4"	2	a	
<b>16567 WEATHERSTRIP (FRONT FENDER REAR SPLASH SHIELD INNER)</b>				
BAK 16567-A	NS-16" long - cut from BAF-16170-A	1	All	58
BAK 16567-B	R.H. - see 14253 for L.H.	1	All	59
<b>16A573 SHIELD (FRONT FENDER SPLASH) FRONT</b>				
B9LB 16A573-A	(1) R.H. - (1) L.H.	2	All	59

## Hood

<b>16604 PLATE (FRONT NAME)</b>				
BAK 12862-A	"Lincoln" - also used on grille	1	53, 57, 63	58
B9BL 14205-A	"Lincoln" - used on quarter panel Also used on front fender	2	53A, 57A, 63A	58
		2	53, 57, 63	59
<b>16606 LETTER (HOOD FRONT)</b>				
BH 16606-A	(2) letter "L" used on hood front (2) letter "L" used on lower back panel	(a) 4	All	56/57
BH 16606-B	(1) letter "I" used on hood front (1) letter "I" used on lower back panel	(a) 1	All	56/57
		(a) 1	All	57
BH 16606-C	(2) letter "N" used on hood front (2) letter "N" used on lower back panel	(a) 2	All	56/57
		(a) 2	All	57
BH 16606-D	(1) letter "C" used on hood front (1) letter "C" used on lower back panel	(a) 1	All	56/57
		(a) 1	All	57
BH 16606-E	(1) letter "O" used on hood front (1) letter "O" used on lower back panel	(a) 1	All	56/57
		(a) 1	All	57
B9LB 16606-A	"L"	2	53, 57, 63	59
B9LB 16606-B	"I"	1	53, 57, 63	59
B9LB 16606-C	"N"	2	53, 57, 63	59
B9LB 16606-D	"C"	1	53, 57, 63	59
B9LB 16606-E	"O"	1	53, 57, 63	59
B9LB 16606-F	"M" - located on lower front fender	(b) 2	54, 65, 68, 75	59
B9LB 16606-G	"A" - located on lower front fender	(b) 2	54, 65, 68, 75	59
B9LB 16606-H	"R" - located on lower front fender	(b) 2	54, 65, 68, 75	59
B9LB 16606-J	"K" - located on lower front fender	(b) 2	54, 65, 68, 75	59

CONTINUED ON NEXT PAGE

# Hood

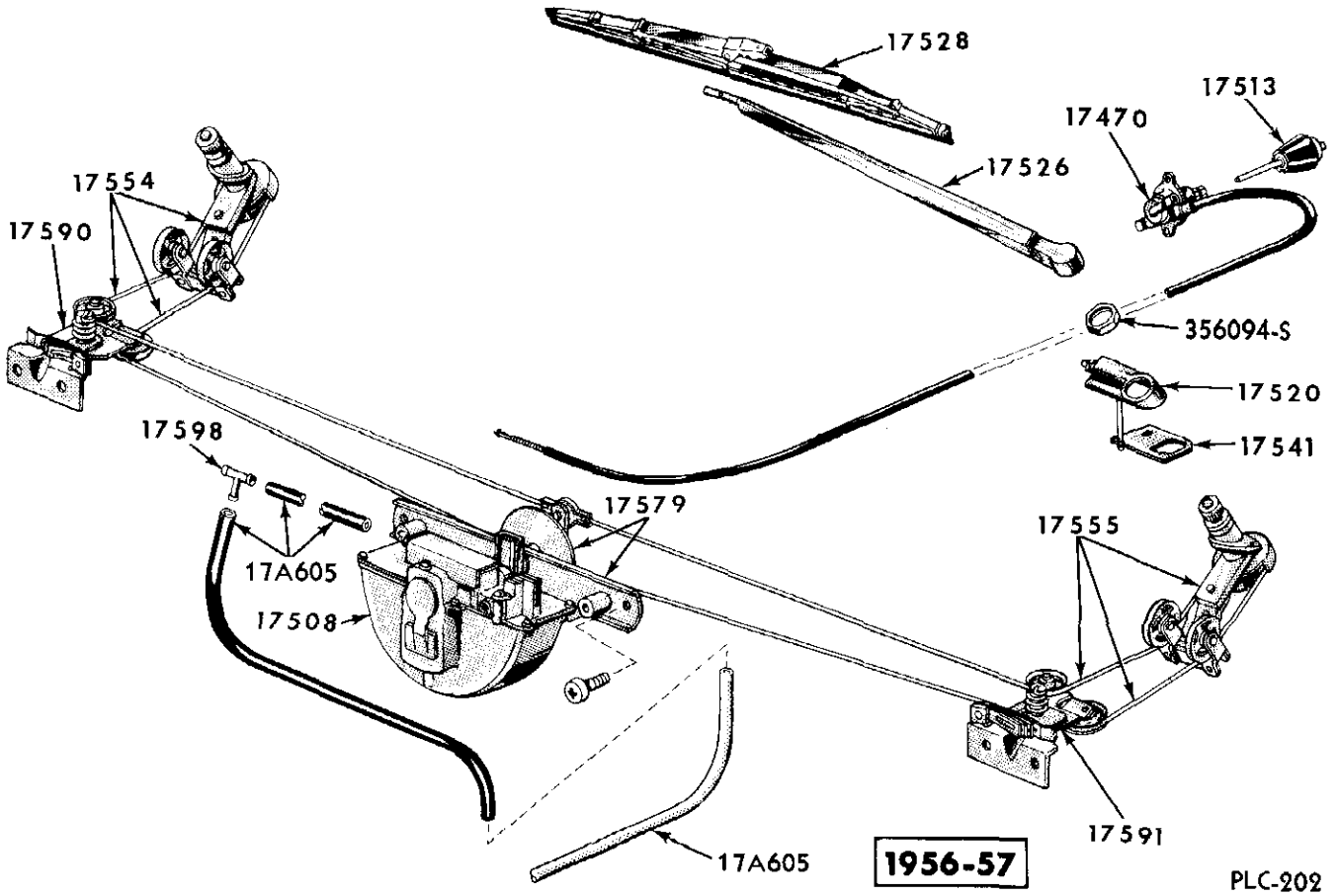
GROUP AND PART NUMBER	DESCRIPTION, SIZE, ETC.	NO. REQ'D	MODEL OR ENGINE CUBIC INCH DISPLACEMENT	YEAR 19__
<b>16606 LETTER (HOOD FRONT) CONTINUED</b>				
B9LB 16606-K	"I" - located on lower front fender	(b) 2	54, 65, 68, 75	59
B9LB 16606-L	"V" - located on lower front fender	(b) 2	54, 65, 68, 75	59
355873-S32	Nut-speed-1/8" x 3/8"-letters to hood	7	a	
370030-S2	3/32"-sleeve nut	24	b	
<b>16606 LETTERS (LOWER BACK PANEL)</b>				
BAJ 16606-E	Letter "O" - chrome finish - zinc die cast	(a) 2	All	57
5397-B	Synthetic resin plastic sealer-bulk	AR	a	
355873-S32	Speed nut for 1/8" x 3/8" stud	AR	a	
<b>16612 HOOD (LESS HINGES)</b>				
BAJ 16612-B	Welded - blank - drill necessary holes for hood ornaments	1	All	56/57
PB9L 16612-A	Welded - Ⓢ1017994	1	All	58/59
<b>16700-1 LOCK (HOOD)</b>				
BY 16700-B	(4) mounting holes	(a) 1	All	56/57
BAK 16700-C	R. H.	1	All	58/59
COLB 16701-A	L. H.	1	All	58/59
33795-S8	Nut-hex.-1/4"-20-lock assembly to hood	4	a	
34805-S7	Lockwasher-1/4"-lock assy. to hood	4	a	
34940-S7	Lockwasher-external tooth-1/4"-lock assy. to hood	4	a	
<b>16716 SUPPORT (HOOD LATCH DOWEL)</b>				
BY 16716-A	"L" shaped	(a) 1	All	56/57
353714-S2	Screw-hex. hd. -5/16"-24 x 1"	1	a	
<b>16717 SUPPORT (HOOD LOCK)</b>				
BY 16717-A	51-33/64" long	(a) 1	All	56/57
33798-S8	Nut-hex. -5/16"-24	7	a	
34806-S8	Lockwasher-5/16"	7	a	
44724-S8	Washer-flat-5/16"	7	a	
353714-S2	Screw-hex. washer hd. -5/16"-24 x 1"	17	a	
357261-S2	Retainer-nut-5/16"-24	6	a	
<b>16738 ABSORBER (HOOD SOUND) R. H.</b>				
BAK 16738-A	Fiber glass - see 16753 for L. H.	1	All	58/59
<b>16740 PAD (HOOD ON COWL)</b>				
BY 16740-A	NS-42-55/64" long - cut from OH-16740	1	All	56/57
OH 16740	60-1/2" long	AR	All	56/57
BAK 16740-A	Rubber - 50-13/16" long	1	All	58/59
<b>16746 INSULATOR (HOOD)</b>				
BY 16746-C	55" x 18-1/2" fiber glass	1	All	56/57
BY 16755-C	NS-54-3/8" x 13-15/32" - cut from BY-16746-C	1	All	56/57
<b>16753 ABSORBER (HOOD SOUND) L. H.</b>				
BAK 16753-A	Fiber glass - see 16738 for R. H.	1	All	58/59
<b>16754 BUMPER (FOLDING TOP &amp; LUGGAGE COMPARTMENT DOOR)</b>				
BD 16754-A	Luggage compartment door ☆(1) Used for folding top - model 68A only	2	All☆	56/59
<b>16758 BUMPER (HOOD TO FENDER)</b>				
11A 16758-A	Hood top to fender - round type	2	All	56/57
B5A 16758-A	Fender to hood -square type - 55/64" wide - ⓈBN-16758-A	6	All	56/57
BAK 16758-A	Rubber - 1" x 1-1/4" - square type	4	All	58/59

# Hood

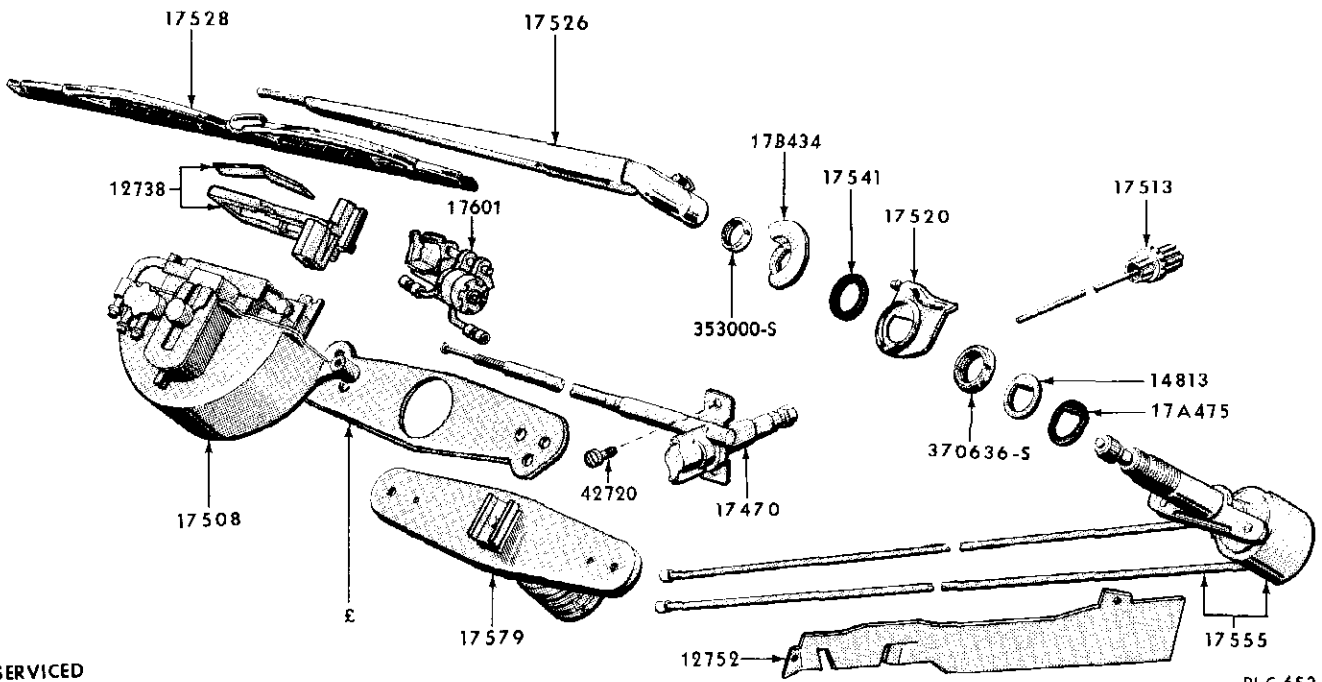
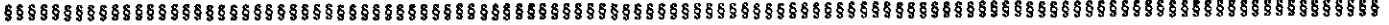
GROUP AND PART NUMBER	DESCRIPTION. SIZE. ETC.	NO. REQ'D	MODEL OR ENGINE CUBIC INCH DISPLACEMENT	YEAR 19__
<b>16762 ORNAMENT (HOOD TOP)</b>				
BAJ 16762-A	Upper	(a) 1	All	57
43232-S8	Screw and washer-pan-hd. -No. 10-32 x 1/2"	1	a	
354479-S7	Nut and washer assy. -No. 10-24	5	a	
<b>16763 BUMPER (HOOD TO COWL TOP)</b>				
BA 16763-A	Round type	(a) 2	All	56/57
BAK 16763-A		2	All	58/59
33925-S8	Nut-hex. -3/8"-24-bumper to hood	2	a	
44715-S8	Washer-flat-No. 12	2	a	
52743-S8	Screw-cr. pan-hd. -No. 10-12 x 3/4"	2	a	
<b>16764 SEAL (HOOD LOCK SUPPORT TO HOOD)</b>				
BY 16764-A	Seal - 50" long - used on 1957 models after 12-7-56	1	All	56/57
<b>16767 SPRING (HOOD LOCK)</b>				
B7C 16767-A	Cam - 3-1/8 - L.H. wound coils - @BY-16767-A	1	All	56/57
B7A 16767-A	Cam - 4.2 - L.H. wound wire coils 3/4" I.D. - @BAC-16767-A ☆ (2) req'd. - for 1958 ☆ (1) req'd. - for 1959	AR☆	All	58/59
<b>16769 BUMPER (HOOD TO COWL TOP)</b>				
B5A 16769-A	@BAC-16763-A Also used for luggage compartment door	2	All	56/58
<b>16772 SPRING (HOOD LOCK)</b>				
B7C 16772-A	Lever - 3-3/8 - L.H. wound coils - @BY-16772-B	1	All	56/57
<b>16782 ABSORBER (HOOD CENTER SOUND - REAR)</b>				
BAK 16782-A	Fiber glass - see 14254 for center front	1	All	58/59
<b>16789 SPRING (HOOD HINGE)</b>				
BY 16789-A	10-1/2" free length stacked wire	2	All	56/57
BAK 16789-A	Flat 3 spiral coils	2	All	58/59
<b>16796-7 HINGE (HOOD)</b>				
B5A 16796-B	Less springs - R.H. - @BN-16796-B	(a) 1	All	56/57
BY 16797-C	Less springs - L.H.	(a) 1	All	56/57
33798-S8	Nut-hex. -5/16"-24	14	a	
34806-S7	Lockwasher-5/16"	14	a	
44724-S8	Washer-flat-5/16"	14	a	
351751-S8	Bolt-shoulder-5/16"-24-hinge to body	8	a	
<b>16800-1 HINGE (HOOD)</b>				
BAK 16800-D	R.H.	1	All	58/59
BAK 16801-D	L.H.	1	All	58/59
33798-S8	Nut-hex. -5/16"-24	14	a	
34806-S7	Lockwasher-5/16"	14	a	
44724-S8	Washer-flat-5/16"	14	a	
351751-S8	Bolt-shoulder-5/16"-24-hinge to body	8	a	
<b>16850-1 ORNAMENT (HOOD TOP)</b>				
BY 16850-B	Knights head set within wings	(a) 1	All	56
BAJ 16851-A	Lower	(a) 1	All	57
BAK 16850-A	Star type - 8 points	1	53, 57, 63	58
BAK 16850-B	Star type - 4 points	(b) 1	54, 65, 68, 75	58/59
PB9L 16850-A	Star type - 8 points - @1001698	(b) 1	53, 57, 63	59
43232-S8	Screw and washer-pan. hd. -No. 10-32 x 1/2"	1	a	
351600-S8	Cup	1	b	
354479-S7	Nut and washer assy. -No. 10-24	5	a	

# Hood

GROUP AND PART NUMBER	DESCRIPTION, SIZE, ETC.	NO. REQ'D	MODEL OR ENGINE CUBIC INCH DISPLACEMENT	YEAR 19__
<b>16856-7                      MOULDING (HOOD FRONT LOWER)</b>				
BY 16856-C	R.H. - "L" shaped with - (4) mounting studs - chrome	(a) 1	All	56/57
BY 16857-C	L.H. - "L" shaped with - (4) mounting studs - chrome	(a) 1	All	56/57
BY 16956-B	Center - 30-27/32" long	(a) 1	All	56/57
PB9L 16856-B	R.H. - @1017698	1	All	59
PB9L 16857-A	L.H. - @1017699	1	All	59
34053-S8	Nut-hex. -No. 10-24-center moulding to hood	4	a	
34803-S7	Lockwasher-No. 10-center moulding to hood	4	a	
44716-S8	Washer-flat-No. 10-center moulding to hood	4	a	
45235-S8	Nut-hex. -1/4"-20-lower moulding to hood	8	a	
<b>16864-5                      BRACE (HOOD LOCK SUPPORT)</b>				
BY 16864-B	R.H. - 7-5/8" long x 6-21/64" wide	(a) 1	All	56/57
BY 16865-B	L.H. - 7-5/8" long x 6-21/64" wide	(a) 1	All	56/57
20311-S8	Bolt-5/16"-24 x 1/2"	2	a	
33798-S8	Nut-hex. -5/16"-24	2	a	
34826-S7	Washer-spring lock-5/16"	2	a	
353714-S2	Screw-hex. w/hd. -5/16"-24 x 1"	4	a	
357261-S2	Retainer-nut-5/16"-24	4	a	
<b>16877                      SLEEVE (HOOD CATCH CONTROL CABLE)</b>				
16H 16877-B		2	All	58/59
<b>16878                      SEAL (HOOD HINGE BRACKET TO BODY)</b>				
BN 16878-A	NS-5/16" I.D. x 1-1/2" O.D. x 1/16" thick improvise from M-5397-B	AR	All	56/57
<b>16916                      CABLE (HOOD CATCH CONTROL)</b>				
BAK 16916-A	23" long	1	All	58/59
<b>16921                      SPRING (HOOD LOCK)</b>				
B7C 16921-A	Trigger - 3 - R.H. wound coils - @BY-16921-A	1	All	56/57
B6A 16921-A	Trigger - 27 wire coils - 2" long - @BJ-16921-A ☆(2) req'd. for - 1958 ☆(1) req'd. for - 1959	AR*	All	58/59
B7A 16921-A	Trigger - 3.2 - R.H. wire coils - @BAC-16921-A	2	All	58/59
<b>16924                      BRACE (HOOD LOCK SUPPORT TO RADIATOR SUPPORT LOWER)</b>				
BAJ 16924-A		(a) 1	All	56/57
20311-S8	Bolt-5/16"-24 x 1/2"	2	a	
33798-S8	Nut-hex. -5/16"-24	3	a	
34806-S8	Lockwasher-5/16"	1	a	
34826-S7	Lockwasher-hex. -5/16"	2	a	
44724-S8	Washer-flat-5/16"	1	a	
353714-S2	Screw-hex. w/hd. -5/16"-24 x 1"	3	a	
<b>16929                      HOOK (HOOD LOCK)</b>				
BAK 16929-C		2	All	58/59
<b>16930                      BRACKET (HOOD CONTROL)</b>				
BAK 16930-A		1	All	58/59
<b>16993                      BUMPER (HOOD LOCK CAM)</b>				
B7A 16993-A	Rubber - @BAC-16993-B	2	All	58/59



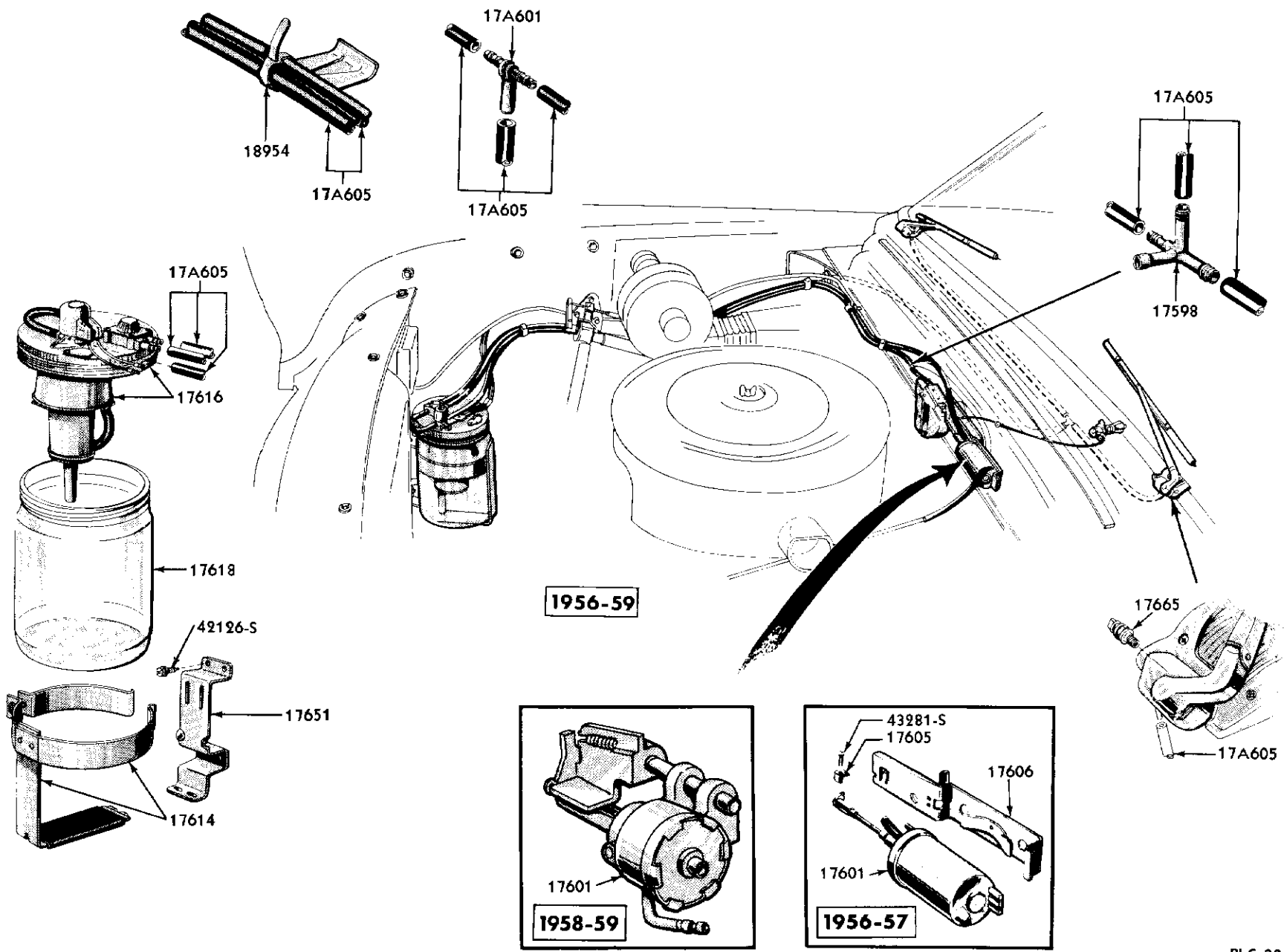
PLC-202



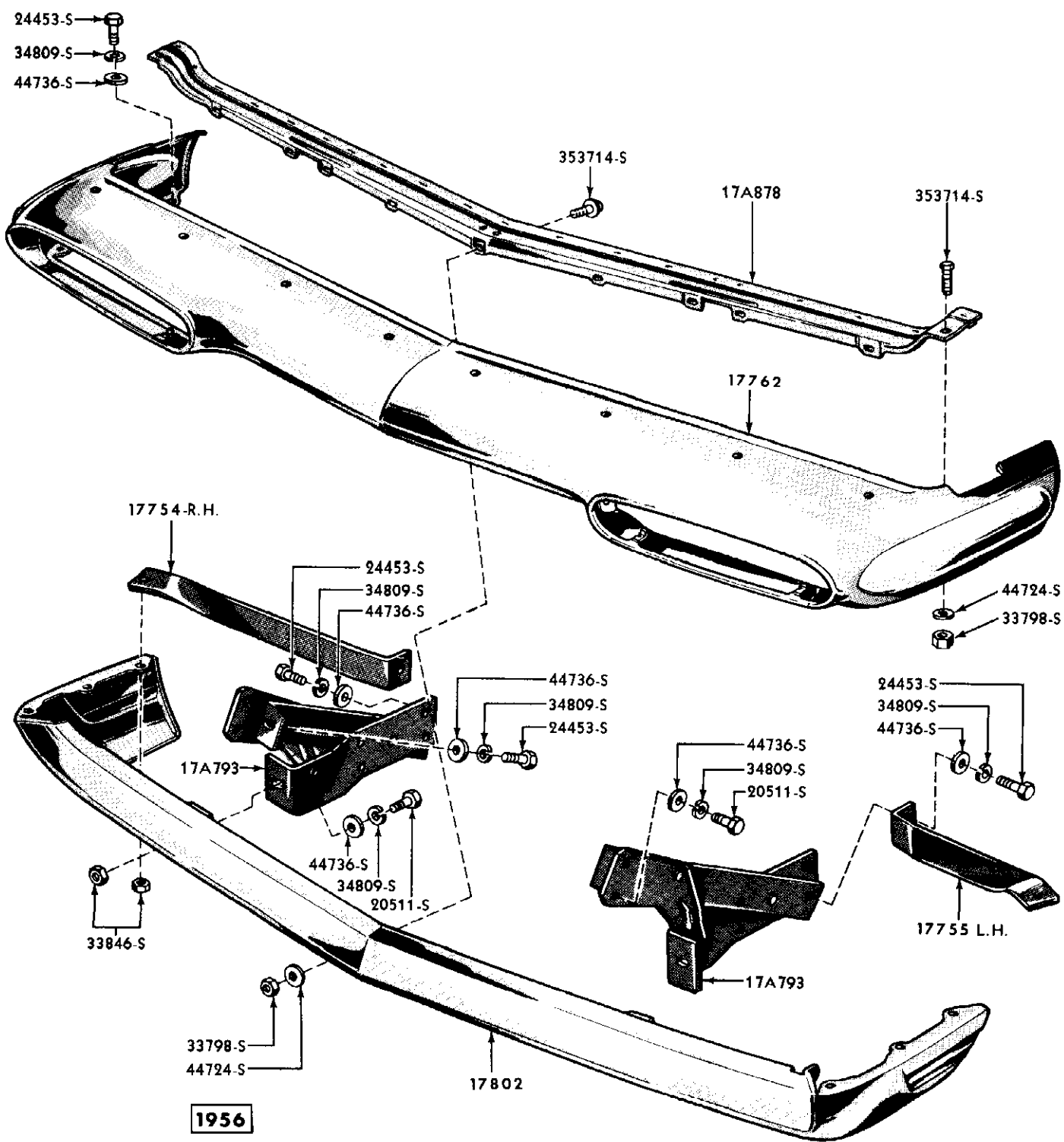
£-NOT SERVICED

PLC-653

## WINDSHIELD WIPERS



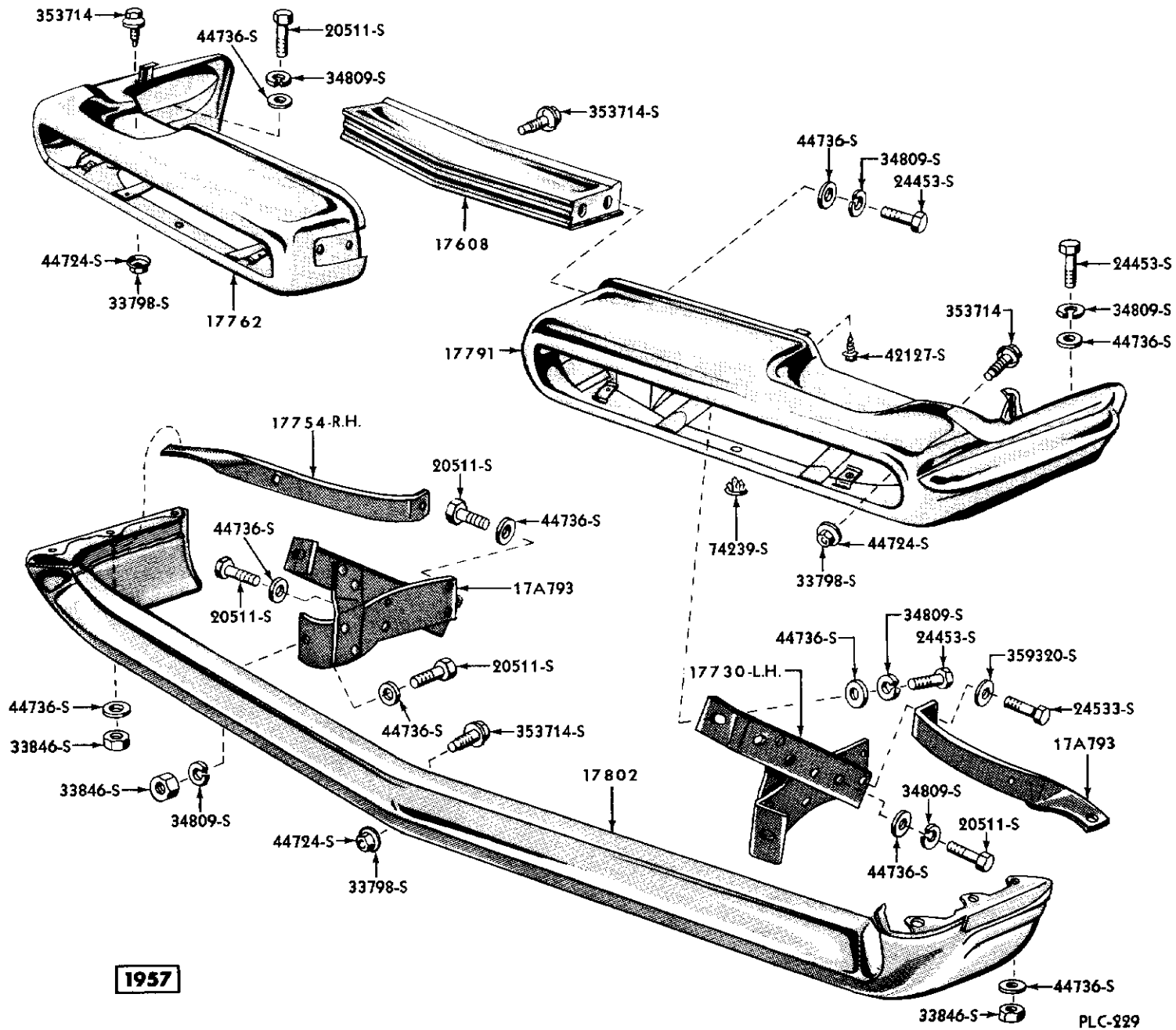
### WINDSHIELD WASHERS



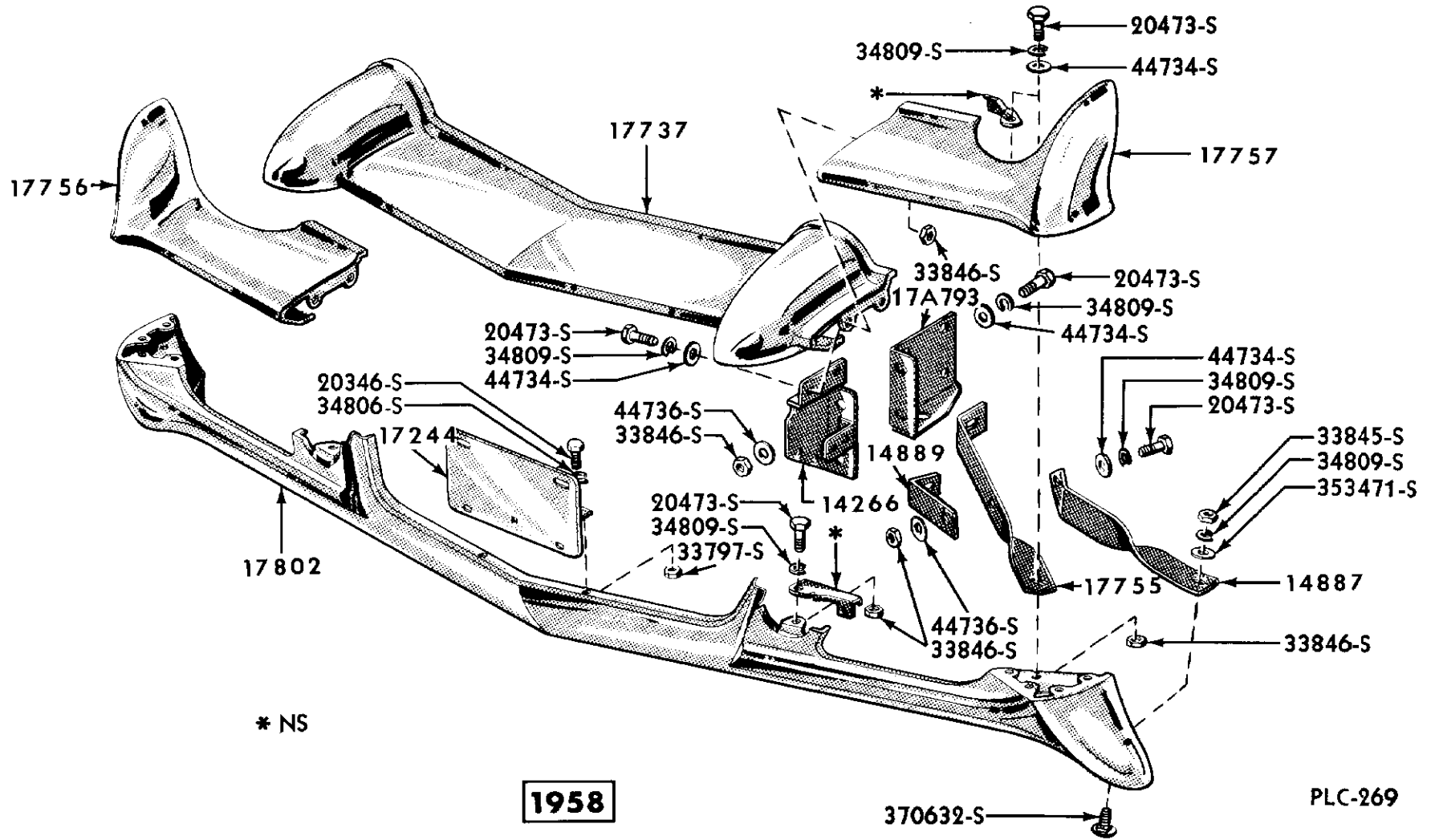
PLC-44

**FRONT BUMPER**





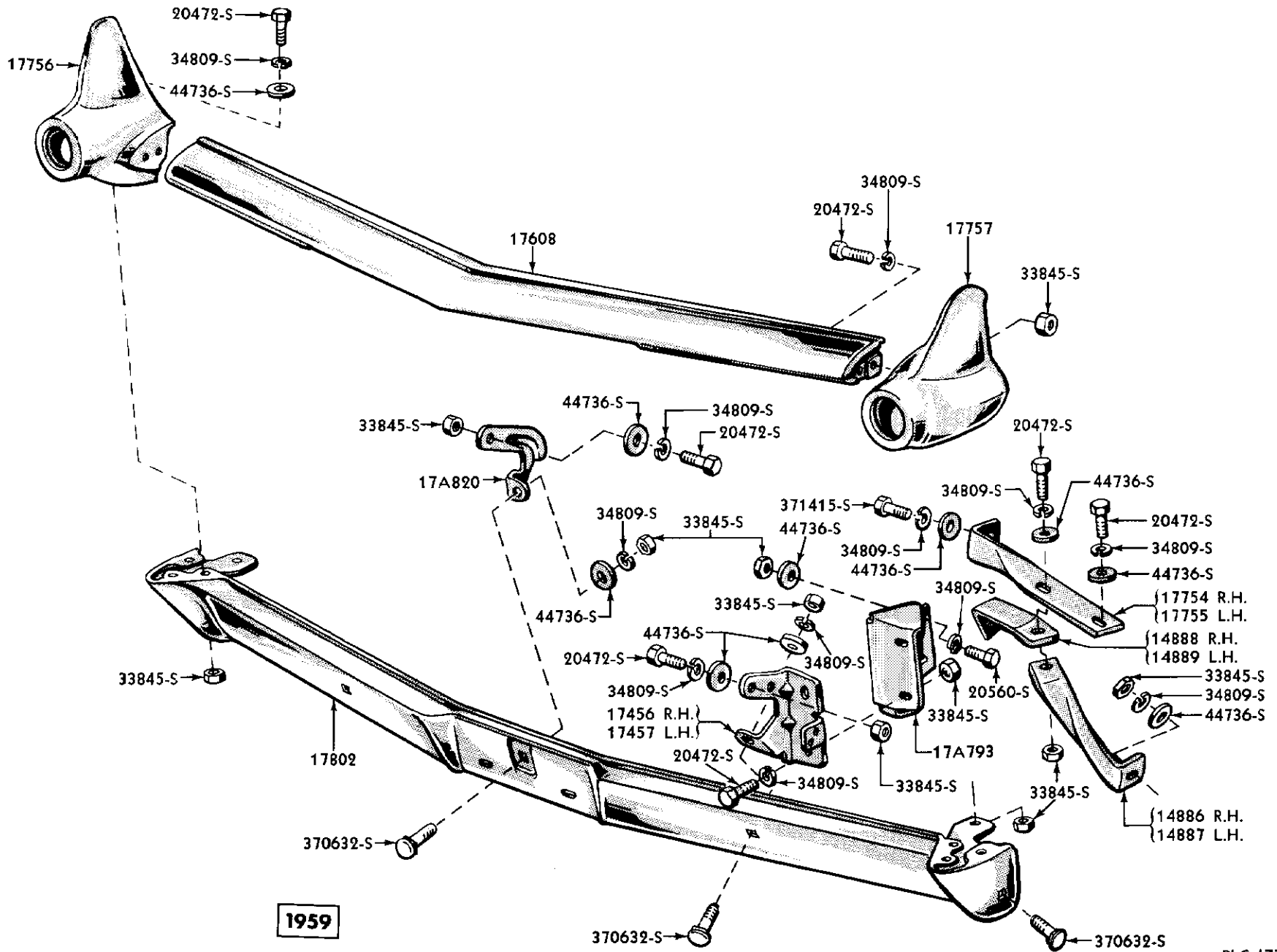
FRONT BUMPER



1958

PLC-269

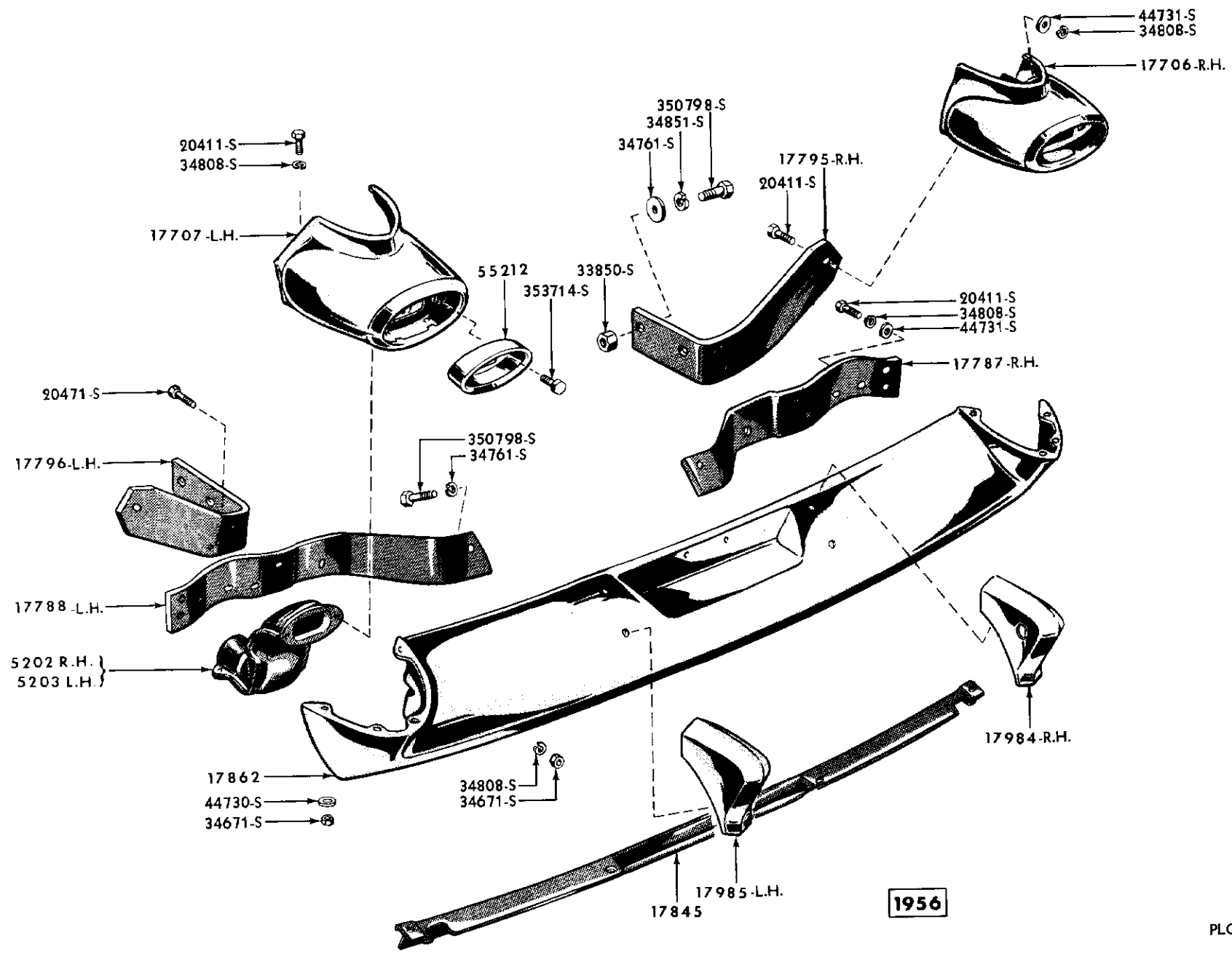
FRONT BUMPER



1959

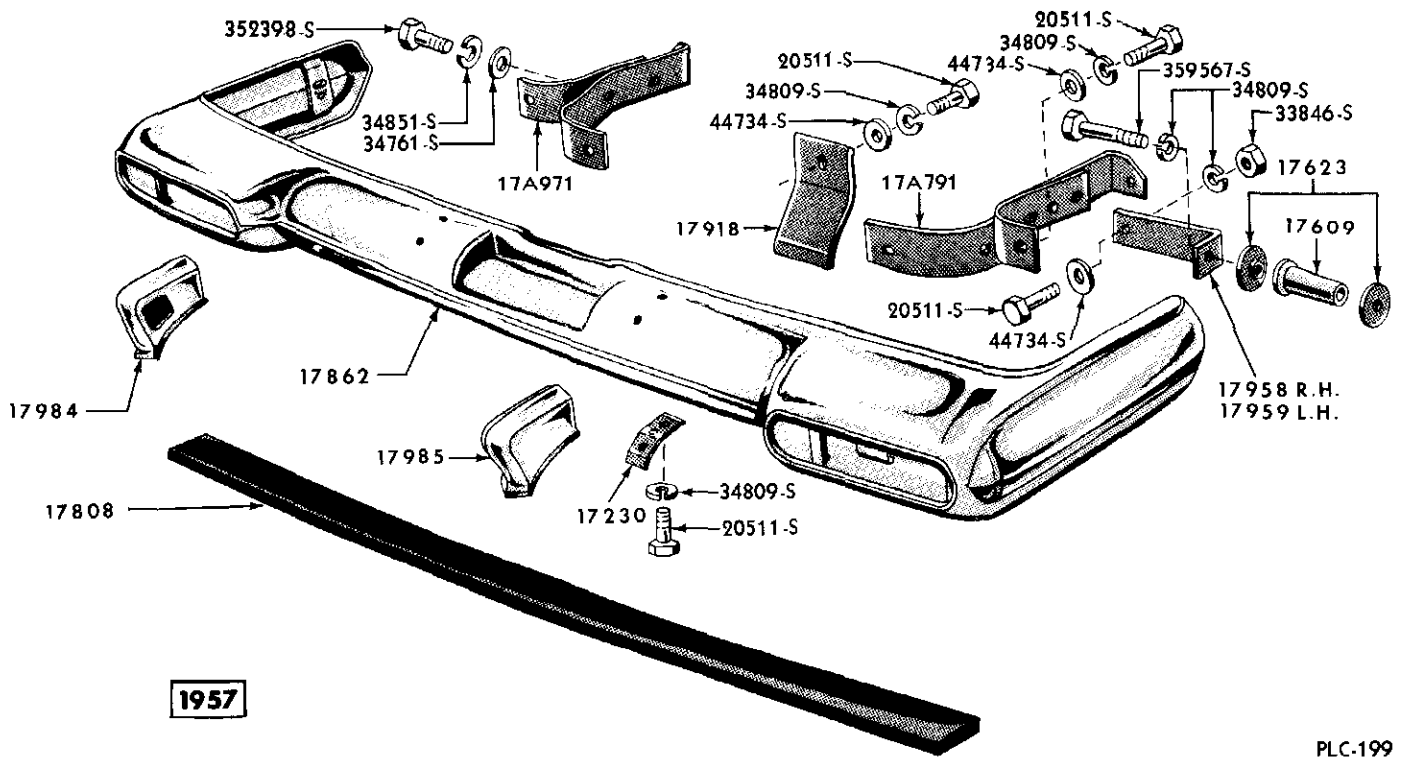
FRONT BUMPER

PLC-477

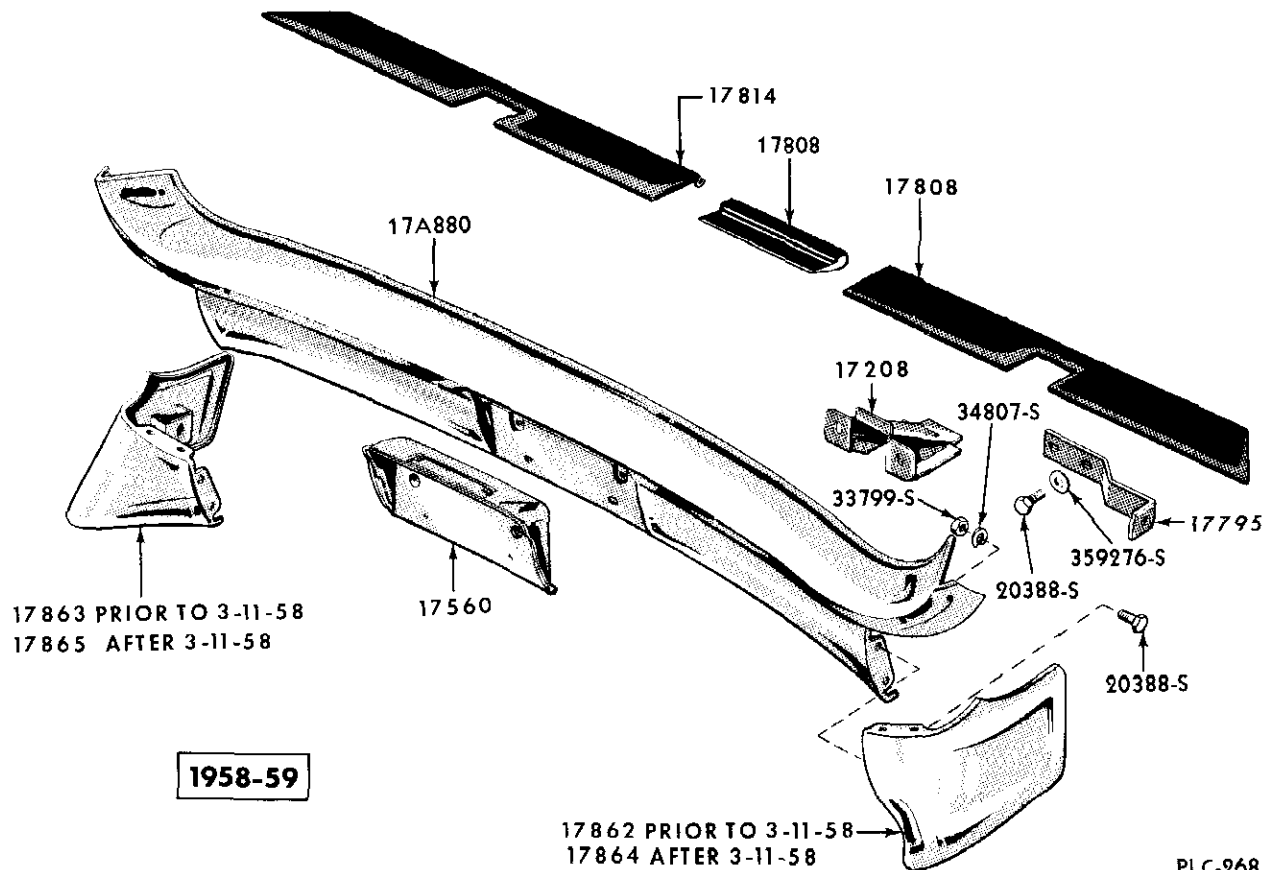
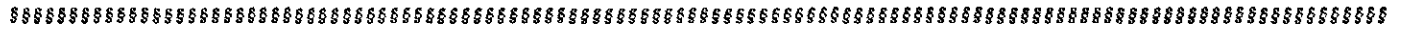


1956

REAR BUMPER



PLC-199



PLC-268

**REAR BUMPER**

# Accessories

GROUP AND PART NUMBER	DESCRIPTION, SIZE, ETC.	NO. REQ'D	MODEL OR ENGINE CUBIC INCH DISPLACEMENT	YEAR 19__
<b>17025 MIRROR &amp; ARM (OUTSIDE REAR VIEW MIRROR)</b>				
BAJ 17025-A	Remote control type mirror	(a) 1	All	57
BAK 17025-C	Remote control type mirror	(a) 1	All	58/59
358641-S13	Screw-set-1/4"-20 x 3/16"	1	a	
<b>17035 WRENCH (WHEEL &amp; JACK HANDLE)</b>				
MK 17035-B		1	All	56/58
B6S 17032-A		1	All	56/58
<b>17069 ARM BRACKET (REAR VIEW INSIDE MIRROR)</b>				
BY 17690-B	Mounting socket - 4-17/32" long	1	76	56
BAJ 17069-A	With bracket - use with 17702 mirror	1	All except 76	56/57
BAJ 17069-B	With bracket - use with 17702 mirror	1	76	56/57
BAK 17069-A	With bracket	1	All except 68	58/59
BAK 17069-B	With bracket	1	68	58
		1	68A	59
<b>17080 JACK</b>				
LD 17080-C		1	All	56
LD 17080-D		1	All	57
B9L 17080-A		1	All	58
<b>17088 BASE (JACK)</b>				
LF 17088-A		1	All	58
<b>17114 SPRING (JACK HOLD DOWN)</b>				
BAE 17114-A		1	All	58
<b>17115 LIFT (JACK)</b>				
LD 17115-A	Used with bumper jack - LD-17080-C	1	All	56
LD 17115-B	Used with bumper jack - LD-17080-D	1	All	57
B9L 17115-A	Used with bumper jack - LF-17080-B	1	All	58
<b>17145 CLIP (JACK HOLD DOWN SPRING RETAINING)</b>				
BAE 17145-B		1	All	58
<b>17154 SHAFT (OUTSIDE REAR VIEW MIRROR CONTROL)</b>				
BAJ 17154-A	10" long - used with remote control mirror	1	All	57
<b>17156 HANDLE (OUTSIDE REAR VIEW MIRROR SHAFT)</b>				
BAJ 17156-A	Used with remote control mirror	1	All	57
BAK 17156-B	Used with remote control mirror	1	All	58
<b>17157 GUIDE (OUTSIDE REAR VIEW MIRROR CONTROL SHAFT HANDLE)</b>				
BAJ 17157-A	Used with remote control mirror	1	All	57
<b>17158 ESCUTCHEON (REAR VIEW OUTSIDE MIRROR ARM)</b>				
BAJ 17158-A	Used with remote control mirror	(a) 1	All	57
BAK 17158-A	Used with remote control mirror - outside	(a) 1	All	58/59
353577-S2	Nut-sleeve type-1/8"	1	a	
<b>17161 SPRING (OUTSIDE REAR VIEW MIRROR CONTROL SHAFT HANDLE GUIDE)</b>				
BAJ 17161-A	Used with remote control mirror	(a) 1	All	57
44718-S8	Washer-flat-No. 14-seat handle spring	1	a	

## Accessories

GROUP AND PART NUMBER	DESCRIPTION, SIZE, ETC.	NO. REQ'D	MODEL OR ENGINE CUBIC INCH DISPLACEMENT	YEAR 19__
<b>17167 ESCUTCHEON (OUTSIDE REAR VIEW MIRROR CONTROL HANDLE)</b>				
	See basic part number 13A827			
<b>17170 DEFLECTOR (OUTSIDE REAR VIEW MIRROR CONTROL SHAFT - WATER)</b>				
BAJ 17170-B	Used with remote control mirror	1	All	57
<b>17208 BRACE (REAR BUMPER MOUNTING BRACKET TO FLOOR)</b>				
BAK 17208-A		2	All	58/59
<b>17230 REINFORCEMENT (REAR BUMPER IMPACT BAR AT GUARD)</b>				
BAJ 17230-A		2	All	57
<b>17244 BRACKET (FRONT LICENSE PLATE MOUNTING)</b>				
BAK 17244-A	10" x 5-3/4"	1	All	58
<b>17251 BLOWER (HEATER)</b>				
FFC 17251-C	L. H. - also for a/cond. except heavy duty - for R. H. see 18456	1	All	58/59
FFC 17251-D	L. H. - heater only - for R. H. see 18456	1	All	59

## Speedometer

<b>17A254 KIT (SPEEDOMETER CABLE TIP REPLACEMENT)</b>				
B9AF 17A254-A	Consists of the following - (1) B9AF-17A253-A die (1) B9AF-17280-A tip	1	All	59
<b>17255 SPEEDOMETER (MILES)</b>				
FDU 17255-C		1	All	56
FEL 17255-D	Kilos - use for export only	1	All	57
FEL 17255-E		1	All	57
FFC 17255-C	Gray	1	All	58
		1	53A, B, 57A, B, 63A, B	59
PB9L 17255-A	Gold - @2700033	1	54A, 65A, 68A, 75A	59
<b>17260 CABLE (SPEEDOMETER)</b>				
FFC 17260-A	58" long	(a) 1	All	56/58
B9LF 17260-A		1	All	59
	20324-S8 Bolt-hex. hd. -1/4"-20 x 5/8"	1	a	
<b>17262 CORE (SPEEDOMETER CABLE)</b>				
FFC 17262-A	58-5/8" long	1	All	56/58
B9A 17262-C	Consists of the following - (1) B9AF-17A251-A core - 80-9/32" long (1) B9AF-17A253-A die - swaging (1) B9AF-17280-A tip (1) instruction sheet Note - cut to proper length and attach tip	1	All	59

# Speedometer

GROUP AND PART NUMBER	DESCRIPTION, SIZE, ETC.	NO. REQ'D	MODEL OR ENGINE CUBIC INCH DISPLACEMENT	YEAR 19__
<b>17271 GEAR (SPEEDOMETER DRIVEN &amp; TACHOMETER)</b>				
LE 17271-B	18 Teeth (a)	1	All	56
LE 17271-C	17 Teeth - 3.07 to 1 ratio (a)	1	All	56
B8A 17322-B	17 Teeth - 3.07 to 1 axle ratio - @MG-17271-D (a)	1	All	57
COAA 17271-J	18 teeth - color code natural ☆ 1957 - use for 3.31-1 rear axle ratio ☆ 1958 - use for 2.89-1 rear axle ratio	1	All☆	57/58
COAA 17271-K	19 Teeth - 3.11 to 1 axle ratio (a)	1	All	58
B7A 17322-P	18 Teeth use with 2.89:1 axle ratio - @WAA-17271-H (b)	1	All	59
B7A 17322-Q	19 Teeth red color use with 3.11:1 axle ratio - @WAA-17271-J (b)	1	All	59
372012-S	Retainer-speedometer driven gear	1	b	
372013-S	Retainer	1	a	
<b>17285 GEAR (SPEEDOMETER DRIVE)</b>				
B7A 17285-B	8 Teeth - steel - @PMC-17285-A (a)	1	368	56/57
PBB 17285-A	9 Teeth - 2.87 to 1 rear axle ratio (a)	1	430	58
B8A 17285-A	9 Teeth - used with A/T - @PBB-17285-A	1	430	59
353078-S	Ball-steel-1/4"-speedometer gear to output shaft	1	a	
<b>17292 RETAINER (SPEEDOMETER DRIVEN GEAR)</b>				
B9MM 17292-A		1	All	59
<b>17293 SNAP RING (SPEEDOMETER DRIVE GEAR RETAINER)</b>				
	See basic part number 7059			
<b>17298 SEAL (SPEEDOMETER DRIVE GEAR OIL)</b>				
1A 17298	Rubber - 21/32" I.D.	1	All	56/58
87036-S94		1	All	59
<b>17322 GEAR (SPEEDOMETER DRIVEN)</b>				
	See basic part number 17271			
<b>17330-1 DEFLECTOR (REAR BUMPER STONE)</b>				
BY 17330-A	R.H. - outer bumper guard (a)	1	All	56
BY 17331-A	L.H. - outer bumper guard (a)	1	All	56
51855-S8	Screw-pan-hd. -No. 8-32 x 3/8"-to reinforcement plate	6	a	
<b>17A387 KIT (LICENSE PLATE FRAME)</b>				
COKB 17A387-A		1	All	59
<b>17B434-5 CAM (WINDSHIELD WIPER ARM)</b>				
B8LY 17B434-A	R.H. - @BAK-14268-A	1	All	58/59
B8LY 17B435-A	L.H. - @BAK-14269-A	1	All	58/59
<b>17A451 SLEEVE (VACUUM PUMP TUBE RETAINER)</b>				
B9EM 17A451-A	NS-9/32" I.D. x 1/2" O.D. x 1-3/8" long - cut from MG-9170-A	1	430	59



# Windshield Wiper

GROUP AND PART NUMBER	DESCRIPTION, SIZE, ETC.	NO. REQ'D	MODEL OR ENGINE CUBIC INCH DISPLACEMENT	YEAR 19__
<b>17A452 TUBE &amp; CLIP (VACUUM PUMP TO WINDSHIELD WIPER MOTOR HOSE)</b>				
B9ME 17A452-A		1	430	59
<b>17453 ABSORBER (WINDSHIELD WIPER MOTOR MOUNTING BRACKET)</b>				
BAK 17453-A	NS-improvise locally	1	All	59
<b>17456-7 GUSSET (FRONT BUMPER UPPER TO LOWER IMPACT BAR)</b>				
PB9L 17456-A	R. H. - @1010964 (a)	1	All	59
PB9L 17457-A	L. H. - @1010965 (a)	1	All	59
	20472-S Bolt-hex. - 1/2"-13 x 1-1/2"	8	a	
	33845-S Nut-hex. lock-1/2"-13	8	a	
	34809-S Washer-spring lock-1/2"	8	a	
	44736-S Washer-flat-1/2"	8	a	
<b>17470 CONTROL (WINDSHIELD WIPER)</b>				
FDU 17470-B		(a) 1	All	56/57
FFC 17470-A		(a) 1	All	58
B9FL 17470-A		1	All	59
	37611-S8 Screw-fill. hd. -No. 8-32 x 1/4" - control to back plate	2	a	
<b>17A475 WASHER (WINDSHIELD WIPER PIVOT SHAFT TO COWL TOP)</b>				
B8LY 17A475-A	Seal - 1" O.D. x 3/4" I.D. flat leather - @BAK-14817-A	2	All	58/59
<b>17508 MOTOR (WINDSHIELD WIPER)</b>				
B7A 17508-B	Less drive - @BS-17508-A (a)	1	All	56/57
BAK 17508-B	Less drive	1	All	58
B9LB 17508-A	Less drive	1	All	59
	34940-S7 Lockwasher-external-1/4"	2	a	
	50527-S13 Screw-cr. pan. hd. -1/4"-20 x 5/8"	2	a	
<b>17513 KNOB (WINDSHIELD WIPER CONTROL)</b>				
FDU 17513-A	With button windshield washer - 7/8" long 27/32" O.D. tapered to 37/64" O.D. (a)	1	All	56/57
FFC 17513-C	3 Winged design	1	All	58/59
	34938-S8 Lockwasher - No. 8	2	a	
	51564-S8 Screw-cr. fill. hd. -No. 8-32 x 3/8"	2	a	
	89731-S8 Screw-headless set-No. 8-36 x 1/4" knob to control	1	a	
<b>17519-20 SPACER (WINDSHIELD WIPER MOUNTING) OUTER</b>				
BY 17519-B	R. H. - includes hex. hd. nozzle (a)	1	All	56/57
BY 17520-B	L. H. - includes hex. hd. nozzle (a)	1	All	56/57
BAK 17519-B	R. H.	1	All	58/59
BAK 17520-B	L. H.	1	All	58/59
	35694-S13 Nut-octal-5/8"-24	2	a	
<b>17522 TUBE (WINDSHIELD WIPER)</b>				
	See basic part number 17543			
<b>17526-7 ARM (WINDSHIELD WIPER)</b>				
BY 17526-B	R. H. - 12-3/32" long	1	All	56/57
BAK 17526-A	R. H. - 13-7/8" o/all length	1	All	58
BAK 17527-A	L. H. - 13-7/8" o/all length	1	All	58
B9LB 17526-A	R. H.	1	All	59
B9LB 17527-A	L. H.	1	All	59

# Windshield Wiper

GROUP AND PART NUMBER	DESCRIPTION, SIZE, ETC.	NO. REQ'D	MODEL OR ENGINE CUBIC INCH DISPLACEMENT	YEAR 19__
<b>17528                      BLADE (WINDSHIELD WIPER)</b>				
BN 17528-C	11-1/4" long	2	All	56/57
B7A 17528-A	12" long	2	All	56/57
BAK 17528-A	15" long	2	All	58
B9LB 17528-A		2	All	59
<b>17536                      TUBE (WINDSHIELD WIPER) HOSE</b>				
ECU 17536-B	33-15/16" long - bracket to intake manifold (a)	1	All	56/57
EDG 16978-A	Vacuum pump to w/shield wiper motor hose - tube and clip assy. - 24" long	1	All	58
358612-S8	Clip-tube-1/4"-wiper hose	1	a	
<b>17A536                      SHIELD (WINDSHIELD WIPER CABLE)</b>				
	See basic part number 12752			
<b>17541                      WASHER (WINDSHIELD WIPER PIVOT SHAFT)</b>				
BY 17541-B		2	All	56/57
BAK 17541-A	Washer - 51/64" I.D. x 3/16" thick "o" ring	2	All	58/59
<b>17543                      HOSE (HEATER TEMPERATURE CONTROL VACUUM INLET)</b>				
06H 17543-C	NS-7/32" I.D. x 15/64" O.D. - use BAE-17580-H	AR	All	56/57
<b>17543                      TUBE (WINDSHIELD WIPER)</b>				
BD 17543-A	NS-W/shield wiper motor to control tee - 17" long - cut from BAE-17580-H	1	All	56/57
BM 17543-A	NS-35" long - cut from BAE-17580-H (1) connects tee to w/shield wiper motor to tee leading to w/shield wiper control (1) connects water source tube to w/shield washer tee (1) connects automatic throttle control to automatic throttle control tee	1	All	56/57
5EH 17578	NS-W/shield wiper vacuum tube to vacuum pump - cut 3-3/4" from BAE-17580-H hose	1	All	56/57
O6H 17522-A	NS-Rubber - 7/32" I.D. x 19" long - cut from O6H-17543-C	1	All	58
5EH 17522	NS-Rubber w/shield wiper valve to wiper motor - 7/32" I.D. x 10" long - cut from O6H-17543-C	1	All	58/59
B9A 17543-A	Rubber - 25 ft. roll - 9/32" I.D. x 1/2" O.D. - use to cut to size for various windshield wiper hoses - @1018991	AR	All	59
O6H 17543-C	Cloth and black rubber - 25 ft. roll - 7/32" I.D. x 7/16" O.D. - use to cut to size for various lengths of windshield wiper hoses	AR	All	59
B9LB 17543-A	NS-Rubber - 9/32" I.D. x 16" long - cut from PB9M-17543-A	1	All	59
<b>17554-5                      HOUSING (WINDSHIELD WIPER PIVOT SHAFT)</b>				
BY 17554-B	R.H. - less spacer pivot shaft - 2-1/8" long with cable (a)	1	All	56/57
BY 17555-B	L.H. - less spacer pivot shaft - 2-1/8" long with cable (a)	1	All	56/57
BAK 17554-A	R.H. - less spacer with cable (b)	1	All	58/59
BAK 17555-A	L.H. - less spacer with cable (b)	1	All	58/59
353000-S100	Nut-rd.-5/8"-24	2	b	
356094-S13	Nut-oct.hd.-5/8"- 24 thd.	2	a	
<b>17560                      PANEL (REAR BUMPER IMPACT BAR CENTER)</b>				
BAK 17560-A	License frame mounting	1	All	58/59

# Windshield Wiper

GROUP AND PART NUMBER	DESCRIPTION, SIZE, ETC.	NO. REQ'D	MODEL OR ENGINE CUBIC INCH DISPLACEMENT	YEAR 19__
<b>17579 BODY (WINDSHIELD WIPER) AUXILIARY DRIVE</b>				
BY 17579-B		1	All	56/57
B9LB 17579-A		1	All	58/59
<b>17580 HOSE (WINDSHIELD WASHER)</b>				
	See basic part number 17A605			
<b>17590-1 TENSIONER (WINDSHIELD WIPER CABLE DRIVE)</b>				
BY 17590-A	R.H. (a)	1	All	56/57
BY 17591-A	L.H. (a)	1	All	56/57
34940-S7	Lockwasher-external-1/4"	4	a	
50527-S13	Screw-cr. pan hd. tap. - 1/4"-20 x 5/8"	4	a	
<b>17598 CONNECTOR (WINDSHIELD WASHER HOSE)</b>				
BY 17598-A	(2) outlets - 1/8" I.D. - (1) outlet - 3/16" I.D. Also serviced in 17503 kit	1	All	56/57
<b>17601 COORDINATOR (WINDSHIELD WASHER)</b>				
BS 17601-A		1	All	56/57
B9MB 17601-A	With rubber rod cover	1	All	58/59
<b>17A601 TEE (WINDSHIELD WASHER HOSE)</b>				
B5LY 17A601-A	(2) outlets - 1/8" I.D. - (1) outlet - 3/16" I.D. - ⊕BT-17587-A	1	All	56/59
<b>17605 RETAINER (WINDSHIELD WASHER COORDINATOR ADAPTOR)</b>				
BS 17605-A	Also serviced in 17503 kit (a)	1	All	56/57
43281-S8	Screw and washer assy. - rd. hd. - No. 6-32 x 5/8"	1	a	
<b>17A605 HOSE (WINDSHIELD WASHER)</b>				
BT 17580-A	NS-Tee to water outlet - 28" long - cut from OH-17580 - 7/64" I.D.	1	All	56/57
BT 17580-B	NS-Tee to water outlet 13" long - cut from OH-17580 - 7/64" I.D.	1	All	56/57
BY 17580-B	NS-Injector to outlets - 81" long - cut from B7MY-17A605-B	4	All	56/57
BY 17580-C	NS-Injector to connector 61" long - cut from BY-17580-A	1	All	56/57
B7MY 17A605-A	7/64" I.D. x 15/64" O.D. x 25' long - used to cut various lengths of w/shield wiper hose - ⊕BAE-17580-G	AR	All	56/59
B7MY 17A605-B	7/32" I.D. x 7/16" O.D. x 25' long - used to cut to size for various lengths of w/shield washer hose - ⊕BAE-17580-H	AR	All	56/59
B7MY 17A605-C	Rubber - 25' roll - 5/32" I.D. x 3/8" O.D. - use to cut to size for various length of windshield washer hoses - ⊕BAE-17580-J	AR	All	56/59
BAK 17580-A	NS-7/64" I.D. x 15/64" O.D. x 43" long - cut from B7MY-17A605-A	2	All	58/59
BAK 17580-B	NS-7/64" I.D. x 15/64" O.D. x 27" long - cut from B7MY-17A605-A	1	All	58/59
BAK 17580-C	NS-7/64" I.D. x 15/64" O.D. x 59" long - cut from B7MY-17A605-A	1	All	58/59
BAK 17580-D	NS-5/32" I.D. x 3/8" O.D. x 15" long - cut from B7MY-17A605-C	1	All	58/59
BAK 17580-E	NS-7/32" I.D. x 7/16" O.D. x 15" long - cut from B7MY-17A605-B	1	All	58/59
<b>17606 BRACKET (WINDSHIELD WASHER COORDINATOR MOUNT)</b>				
BT 17606-A	Also serviced in 17503 kit	1	All	56/57

# Bumpers

GROUP AND PART NUMBER	DESCRIPTION, SIZE, ETC.	NO. REQ'D	MODEL OR ENGINE CUBIC INCH DISPLACEMENT	YEAR 19__
<b>17608 BAR (FRONT BUMPER UPPER IMPACT) CENTER</b>				
BAJ 17608-A	Upper center	(a) 1	All	57
PB9L 17608-A	⊕1018459	1	All	59
20511-S7	Bolt-hex. hd. - 1/2"-20 x 1-3/4"	2	a	
24453-S8	Bolt-hex. hd. - 1/2"-20 x 1-3/8"	4	a	
33846-S8	Nut-hex. - 1/2"-20	6	a	
34809-S8	Lockwasher-1/2"	6	a	
44736-S8	Washer-flat-1/2"	6	a	
74239-S8	Plug-button-used to plug-2-5/8" holes	4	a	
<b>17609 SPACER (REAR BUMPER END BRACE)</b>				
BAJ 17609-B	3/4" O.D. x 5/8" I.D. x 4-7/8" long	(a) 2	All	57
44734-S8	Washer-flat-1/2"	2	a	
<b>17614 BRACKET (WINDSHIELD WASHER RESERVOIR)</b>				
BAJ 17614-A		1	All	57/59
<b>17616 COVER (WINDSHIELD WASHER JAR)</b>				
BY 17616-A	With red cap	1	All	56/57
BAE 17616-A		1	All	58/59
<b>17618 RESERVOIR (WINDSHIELD WASHER)</b>				
BT 17618-A	Glass	1	All	56/59
<b>17623 SEAL (REAR BUMPER END BRACE SPACER)</b>				
BAJ 17623-B	Rubber	4	All	57
<b>17640-1 SUPPORT (BUMPER TO BODY) JACK</b>				
BY 17640-A	R. H. - "S" shaped with - (2) 3/8" holes	(a) 1	All	56
BY 17641-A	L. H. - "S" shaped with - (2) 3/8" holes	(a) 1	All	56
BAJ 17640-A	R. H. - "S" shaped with - (2) 3/8" holes	(a) 1	All	57
BAJ 17641-A	L. H. - "S" shaped with - (2) 3/8" holes	(a) 1	All	57
353714-S2	Screw-hex. w/hd. - 5/16"-24 x 1"	4	a	
357261-S2	Retainer-nut-5/16"-24	4	a	
<b>17651 BRACKET (WINDSHIELD WASHER RESERVOIR REAR MOUNTING)</b>				
BH 17651-A	2" x 6-3/16" long	(a) 1	All	57/59
42126-S8	Screw-hex. hd. tap. - No. 8-15 x 1/2"	1	a	
<b>17665 NOZZLE (WINDSHIELD WASHER)</b>				
BY 17665-A	52° angle squirt hole	2	All	56/59
<b>17696 MIRROR (OUTSIDE REAR VIEW)</b>				
BU 17696-A		1	All	56
BAF 17696-A	Hooded mirror	1	All	56/57
BAJ 17696-A	Kit - remote control type mirror	1	All	57
<b>17700 MIRROR (INSIDE REAR VIEW)</b>				
BT 17702-A	Non glare - less bracket	1	All except 76	56
BY 17700-C	Adjustable-non glare	(a) 1	All except 76	56
BY 17702-A	Non glare - less arm	1	76	56
BAK 17702-B	Less arm	1	All except 76	57/58
52388-S13	Screw-cr. oval hd. tap-No. 8-15 x 1-1/2"	4	a	

# Bumpers

GROUP AND PART NUMBER	DESCRIPTION, SIZE, ETC.	NO. REQ'D	MODEL OR ENGINE CUBIC INCH DISPLACEMENT	YEAR 19__
<b>17A700 MIRROR (REAR VIEW OUTSIDE)</b>				
B8MY 17A700-A	Glass only - ⊕BV-17761-A	1	All	58/59
<b>17706-7 GUARD (REAR BUMPER)</b>				
BY 17706-A	R.H. - upper outer (a)	1	All	56
BY 17707-A	L.H. - upper outer (a)	1	All	56
20431-S8	Bolt-hex. hd. -7/16"-20 x 1-1/4"	2	a	
24533-S8	Bolt-hex. hd. -1/2"-20 x 2-1/8"	4	a	
34307-S	Nut-clinch-on-1/2"-20	4	a	
34671-S8	Nut-hex. -7/16"-20	2	a	
34808-S7	Lockwasher-7/16"	2	a	
34809-S8	Lockwasher-1/2"	4	a	
44731-S8	Washer-flat-7/16"	2	a	
<b>17712 MIRROR (REAR VIEW INSIDE LESS ARM &amp; BRACKET)</b>				
B9LB 17712-A		1	All	59
<b>17724 GASKET (REAR VIEW OUTSIDE MIRROR ARM ESCUTCHEON)</b>				
BAJ 17724-A	Used with remote control mirror	1	All	57
BAK 17724-A	For remote control mirror	1	All	58/59
<b>17736 BRACKET (FRONT LICENSE PLATE MOUNTING)</b>				
BR 17736-A	"L" shaped with - (2) 9/32" x 1-1/8" slots (a)	2	All	56/57
33795-S7	Nut-hex. -1/4"-20-to impact bar	AR	a	
34805-S7	Lockwasher-1/4"-to impact bar	2	a	
34940-S7	Lockwasher-ext. tooth-1/4"-to impact bar	2	a	
50527-S13	Screw-cr. pan hd. -1/4"-20 x 5/8"	2	a	
<b>17737 BAR (FRONT BUMPER IMPACT) CENTER UPPER</b>				
BAK 17737-A		1	All	58
BAK 17737-B		1	All	58
<b>17754-5 ARM (FRONT BUMPER) OUTER</b>				
BY 17754-A	R.H.	1	All	56
BY 17755-A	L.H.	1	All	56
BAJ 17754-B	R.H.	1	All	57
BAJ 17755-B	L.H.	1	All	57
BAK 17754-B	R.H.	1	All	58
BAK 17755-B	L.H.	1	All	58
PB9L 17754-A	R.H. - ⊕1004568 (a)	1	All	59
PB9L 17755-A	L.H. - ⊕1004569 (a)	1	All	59
20472-S	Bolt-hex. hd. -1/2"-13 x 1-1/2"-to attach arm to brace	4	a	
33845-S	Nut-hex. lock-1/2"-13-to attach arm to frame and arm to brace	6	a	
34809-S	Washer-spring lock-1/2"-to attach arm to frame and arm to brace	6	a	
44738-S	Washer-flat-1/2"-to attach arm to frame and arm to brace	6	a	
371415-S	Bolt-hex. hd. -1/2"-13 x 1-3/4"-to attach arm to frame	2	a	

# Bumpers

GROUP AND PART NUMBER	DESCRIPTION, SIZE, ETC.	NO. REQ'D	MODEL OR ENGINE CUBIC INCH DISPLACEMENT	YEAR 19____
<b>17756-7 BAR (FRONT BUMPER IMPACT UPPER) OUTER</b>				
BAK 17756-B	Upper outer - R.H.	1	All	58
BAK 17757-B	Upper outer - L.H.	1	All	58
PB9L 17756-A	R.H. - @1018460	(a) 1	All	59
PB9L 17757-A	L.H. - @1018461	(a) 1	All	59
20472-S	Bolt-hex. hd. -1/2"-13 x 1-1/2"-to attach outer bar to center bar and to lower bar	10	a	
33845-S	Nut-hex. lock-1/2"-13-to attach outer bar to center bar and to lower bar	10	a	
34809-S	Washer-spring lock-1/2"-to attach outer bar to center bar and to lower bar	10	a	
44736-S	Washer-flat-1/2"-to attach outer bar to center bar and to lower bar	10	a	
<b>17761 MIRROR (REAR VIEW OUTSIDE)</b>				
	See basic part number 15311 and 17A700			
<b>17762 BAR (FRONT BUMPER IMPACT) UPPER</b>				
BY 17762-A		(a) 1	All	56
BAJ 17762-B	Upper - R.H.	(a,b) 1	All	57
20511-S7	Bolt-hex. hd. -1/2"-20 x 1-3/4"	2	a	
24453-S8	Bolt-hex. hd. -1/2"-20 x 1-3/8"	4	a	
33846-S8	Nut-hex. -1/2"-20	6	a	
34809-S8	Lockwasher-1/2"	6	a	
44736-S8	Washer-flat-1/2"	6	a	
74239-S8	Plug-button-used to plug-2-5/8" holes	4	b	
<b>17787-8 ARM (REAR BUMPER) INNER</b>				
BY 17787-A	R.H.	(a) 1	All	56
BY 17788-A	L.H.	(a) 1	All	56
20411-S8	Bolt-hex. hd. -7/16"-20 x 1-1/8"-arm to bar	4	a	
33850-S2	Nut-hex. -5/8"-18-arm to frame	2	a	
34808-S7	Lockwasher-7/16"-arm to bar	4	a	
34851-S7	Lockwasher-5/8"-arm to frame	AR	a	
44731-S8	Washer-flat-7/16"-arm to bar	4	a	
350798-S8	Bolt-hex. hd. -5/8"-18 x 1-5/8"-inner arm to frame	2	a	
<b>17791 BAR (FRONT BUMPER IMPACT) UPPER</b>				
BAJ 17791-B	Upper - L.H.	(a,b) 1	All	57
20511-S7	Bolt-hex. hd. -1/2"-20 x 1-3/4"	2	a	
24453-S8	Bolt-hex. hd. -1/2"-20 x 1-3/8"	4	a	
33846-S8	Nut-hex. -1/2"-20	6	a	
34809-S8	Lockwasher-1/2"	6	a	
44736-S8	Washer-flat-1/2"	6	a	
74239-S8	Plug-button-used to plug-2-5/8" holes	4	b	
<b>17A793-4 BRACKET (FRONT BUMPER MOUNTING)</b>				
B8LY 17A793-A	R.H. - @BAK-17408-A	1	All	58
B8LY 17A794-A	L.H. - @BAK-17409-A	1	All	58
B9LY 17A793-A	R.H. - @1002082, @PB9L-17408-A	(a) 1	All	59
B9LY 17A794-A	L.H. - @1002083, @PB9L-17409-A	(a) 1	All	59
20560-S	Bolt-hex. hd. -1/2"-13 x 3-1/2"-to attach bracket to frame	8	a	
33845-S	Nut-hex. lock-1/2"-13-to attach bracket to frame	8	a	
34809-S	Washer-spring lock-1/2"-to attach bracket to frame	8	a	
44736-S	Washer-flat-1/2"-to attach bracket to frame	8	a	

# Bumpers

GROUP AND PART NUMBER	DESCRIPTION, SIZE, ETC.	NO. REQ'D	MODEL OR ENGINE CUBIC INCH DISPLACEMENT	YEAR 19__
<b>17795-6 ARM (REAR BUMPER) OUTER</b>				
BY 17795-A	R. H.	(a)	1 All	56
BY 17796-A	L. H.	(a)	1 All	56
BAK 17795-A	10" long - use on units built prior to 3-11-58	(b)	2 All	58
BAK 17795-B	Use on models built after 3-11-58	(b)	2 All	58/59
20388-S	Bolt-hex.hd.-3/8"-16 x 1"-to attach outer arm to floor member	4	b	
20411-S8	Bolt-hex. hd.-7/16"-20 x 1-1/8"-arm to bar	4	a	
33850-S2	Nut-hex.-5/8"-18-arm to frame	4	a	
34761-S7	Washer-flat-5/8"-arm to frame	4	a	
34851-S7	Lockwasher-5/8"-arm to frame	4	a	
44731-S8	Washer-flat-7/16"-arm to bar	4	a	
350798-S8	Bolt-hex.hd.-5/8" x 1-5/8"-outer arm to frame	4	a	
359276-S	Washer-3/8"-lock	4	b	
<b>17802 BAR (FRONT BUMPER IMPACT) LOWER</b>				
BY 17802-A		(a)	1 All	56
BY 17802-B	(4) 1/2" holes used to attach roadlamps	(a)	1 All	56
BAJ 17802-A		(a,b)	1 All	57
BAK 17802-B			1 All	58
PB9L 17802-B	⊕1018462	(c)	1 All	59
20511-S7	Bolt-hex.hd.-1/2"-20 x 1-3/4"	2	a	
24453-S8	Bolt-hex.hd.-1/2"-20 x 1-3/8"	4	a	
33845-S	Nut-hex. lock-1/2"-13	5	c	
33846-S8	Nut-hex.-1/2"-20	6	a	
34809-S	Washer-spring lock-1/2"	5	c	
34809-S8	Lockwasher-1/2"	6	a	
44736-S	Washer-flat-1/2"	5	c	
44736-S8	Washer-flat-1/2"	6	a	
74239-S8	Plug-button-used to plug - (2) 5/8" holes	4	b	
370632-S	Bolt-carriage-1/2"-13 x 1-3/8"-to attach impact bar to brace and bar to gusset and bar to center arm	5	c	
<b>17808 DEFLECTOR (REAR BUMPER STONE)</b>				
BAJ 17808-B	Rear bumper - masticated tire carcass	(a)	1 All	57
BAK 17808-A	R. H. - 34" x 4" - see 17814 for L. H.		1 All	58/59
BAK 17808-B	Center - 14-7/8" long		1 All	58/59
51855-S8	Screw-pan.hd.-No. 8-32 x 3/8"-to reinforcement plate	6	a	
<b>17814 DEFLECTOR (REAR BUMPER STONE)</b>				
BAK 17814-A	L. H. - 34" x 4" - see 17808 for R. H.		1 All	58/59
<b>17A820 ARM (FRONT BUMPER) CENTER</b>				
B9LY 17A820-A	⊕1010966, EPB9L-17182-A		1 All	59
<b>17836-7 DEFLECTOR (REAR FENDER STONE)</b>				
FDU 17836-A	R. H.	(a)	1 All	56
FDU 17837-A	L. H.	(a)	1 All	56
51855-S8	Screw-pan.hd.-No. 8-32 x 3/8"-to reinforcement plate	6	a	
<b>17845 DEFLECTOR (REAR BUMPER STONE)</b>				
BY 17845-A		(a)	1 All	56
51855-S8	Screw-pan.hd.-No. 8-32 x 3/8"-to reinf. plate	6	a	

# Bumpers

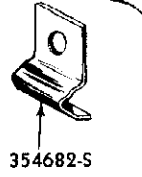
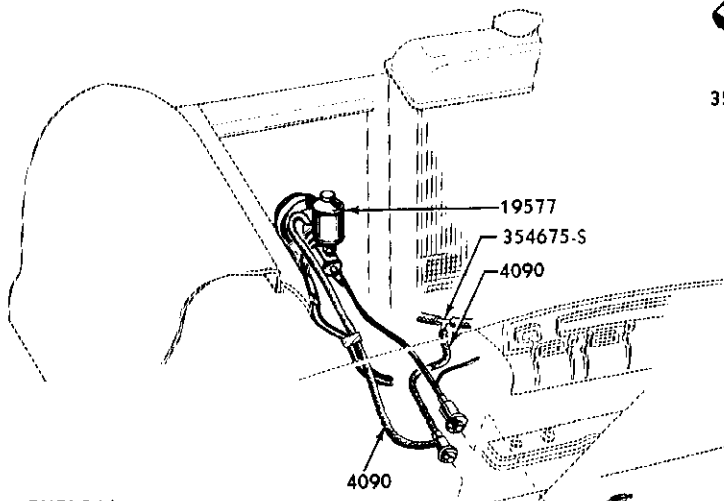
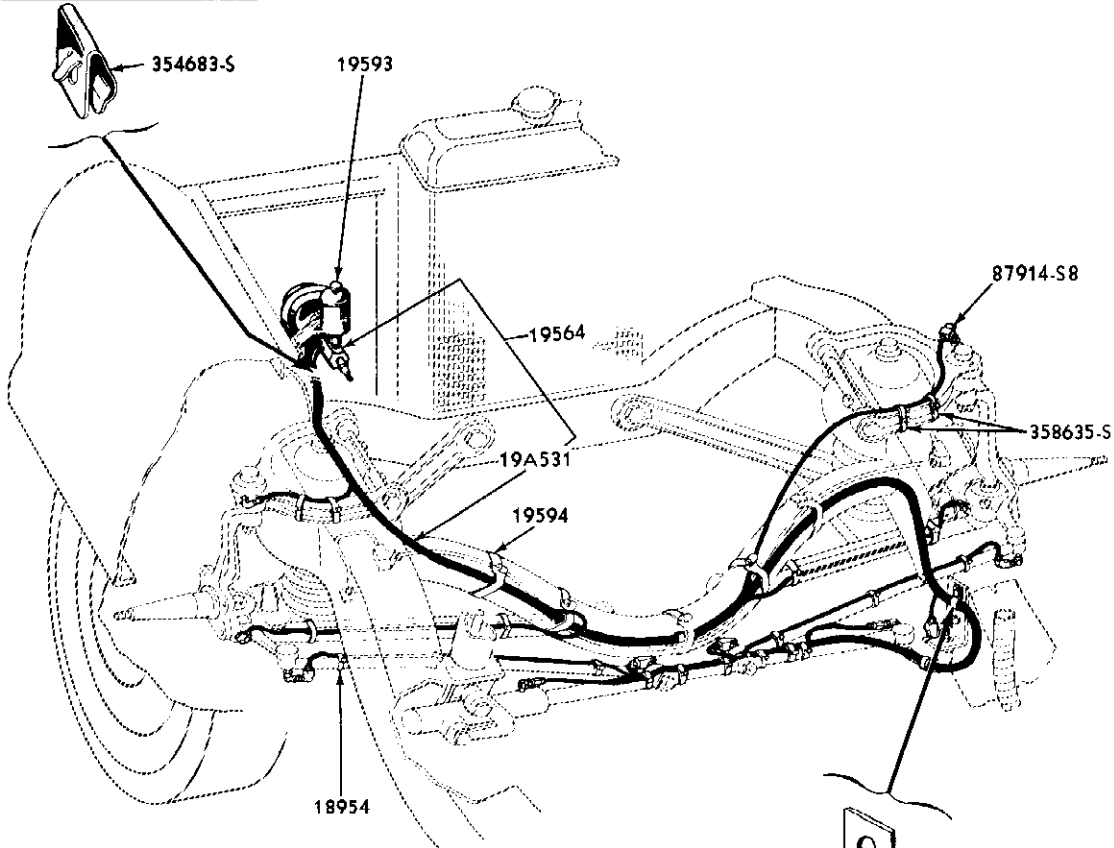
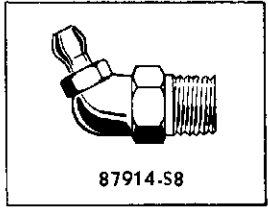
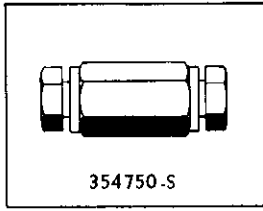
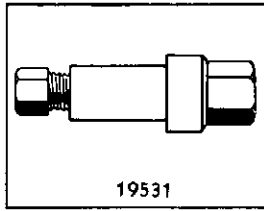
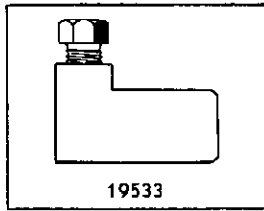
GROUP AND PART NUMBER	DESCRIPTION, SIZE, ETC.	NO. REQ'D	MODEL OR ENGINE CUBIC INCH DISPLACEMENT	YEAR 19__
<b>17862-3 BAR (REAR BUMPER IMPACT)</b>				
BY 17862-A		(b) 1	All	56
BAJ 17862-B		(b) 1	All	57
BAK 17862-A	R.H. - outer - use on units built prior to 3-11-58	(a) 1	All	58
BAK 17863-A	L.H. - outer - use on units built prior to 3-11-58	(a) 1	All	58
20388-S	Bolt-3/8"-16 x 1"-hex. hd.-to attach center bar to outer bar	8	a	
20411-S8	Bolt-hex. hd.-7/16"-20 x 1-1/8"	8	b	
20431-S8	Bolt-hex. hd.-7/16"-20 x 1-1/4"	4	b	
20471-S8	Bolt-hex. hd.-7/16"-20 x 1-1/2"	4	b	
33799-S8	Nut-3/8"-16-hex.-connects center and outer bars	8	a	
34671-S8	Nut-hex.-7/16"-20	16	b	
34807-S	Lockwasher-spring-3/8"	8	a	
34808-S7	Lockwasher-7/16"	16	b	
44731-S8	Washer-flat-7/16"	12	b	
<b>17A863 SUPPORT (REAR BUMPER MOUNTING BRACKET)</b>				
COLY 17A863-A	⊕COLB-17212-A	2	All	58/59
<b>17864-5 BAR (REAR BUMPER IMPACT)</b>				
BAK 17864-C	R.H. - outer	(a) 1	All	58/59
BAK 17865-C	L.H. - outer	(a) 1	All	58/59
20388-S	Bolt-hex. hd.-3/8"-16 x 1"-to attach center bar to outer bar	8	a	
33799-S8	Nut-hex.-3/8"-16-connects center and outer bars	8	a	
34807-S	Lockwasher-spring-3/8"	8	a	
<b>17A878 DEFLECTOR (FRONT BUMPER STONE)</b>				
B6LY 17A878-A	⊕BY-17744-A	(a) 1	All	56
B7LY 17A878-A	⊕BAJ-17744-B	(a) 1	All	57
33798-S8	Nut-hex.-5/16"-24	11	a	
44724-S8	Washer-flat-5/16"	11	a	
353714-S2	Screw-hex. w/hd.-5/16"-24 x 1"	11	a	
<b>17A880 BAR (REAR BUMPER IMPACT)</b>				
B8LY 17A880-A	Center - ⊕BAK-17657-B	(a) 1	All	58/59
20388-S	Bolt-hex. hd.-3/8"-16 x 1"-to attach center bar to outer bar	8	a	
33799-S8	Nut-hex.-3/8"-16-connects center and outer bars	8	a	
34807-S	Lockwasher-spring-3/8"	8	a	
<b>17918 PLATE (REAR BUMPER JACK)</b>				
BAJ 17918-A		(a) 2	All	57
20511-S7	Bolt-hex. hd.-1/2"-20 x 1-5/8"	2	a	
34809-S8	Lockwasher-1/2"	2	a	
44734-S8	Washer-flat-1/2"	2	a	
<b>17958-9 BRACE (REAR BUMPER IMPACT BAR END) INNER</b>				
BAJ 17958-B	R.H.	(a) 1	All	57
BAJ 17959-B	L.H.	(a) 1	All	57
20511-S7	Bolt-hex. hd.-1/2"-20 x 1-3/4"	4	a	
33846-S8	Nut-hex.-1/2"-20	4	a	
34809-S8	Lockwasher-1/2"	6	a	
44734-S8	Washer-flat-1/2"	4	a	
359567-S8	Bolt-hex. hd.-1/2"-20 x 6-5/8" long	2	a	



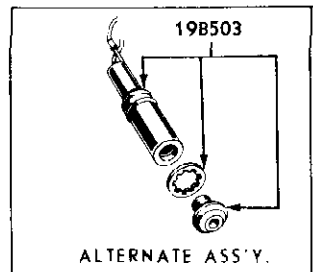
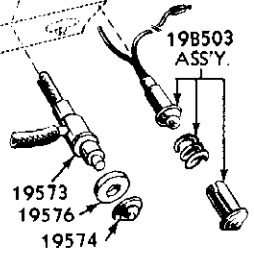
# Bumpers

GROUP AND PART NUMBER	DESCRIPTION, SIZE, ETC.	NO. REQ'D	MODEL OR ENGINE CUBIC INCH DISPLACEMENT	YEAR 19__
<b>17A971-2 ARM (REAR BUMPER) INNER</b>				
B7LY 17A971-A	R. H. - ⊕BAJ-17670-C	(a)	1 All	57
B7LY 17A972-A	L. H. - ⊕BAJ-17671-C	(a)	1 All	57
20411-S8	Bolt-hex. hd. - 7/16"-20 x 1-1/8" arm to bar	4	a	
34761-S7	Washer-flat-5/8"-arm to frame	4	a	
34808-S7	Lockwasher-7/16"-arm to bar	4	a	
34851-S7	Lockwasher-5/8"-arm to frame	AR	a	
44731-S8	Washer-flat-7/16"-arm to bar	4	a	
352398-S8	Bolt-hex. hd. - 5/8"-18 x 12"-arm to frame	4	a	
<b>17A973-4 ARM (FRONT BUMPER) INNER</b>				
B6LY 17A973-A	R. H. - ⊕BY-17728-A	(a)	1 All	56
B6LY 17A974-A	L. H. - ⊕BY-17730-A	(a)	1 All	56
B7LY 17A973-A	R. H. - ⊕BAJ-17728-B	(a)	1 All	57
B7LY 17A974-A	L. H. - ⊕BAJ-17730-B	(a)	1 All	57
20511-S7	Bolt-hex. hd. - 1/2"-20 x 1-3/4"	4	a	
24453-S8	Bolt-hex. hd. - 1/2"-20 x 1-3/8"	8	a	
33846-S8	Nut-hex. - 1/2"-20	12	a	
34809-S8	Lockwasher-1/2"	16	a	
44736-S8	Washer-flat-1/2"	16	a	
<b>17984-5 GUARD (REAR BUMPER)</b>				
BY 17984-A	R. H. - inner	(a)	1 All	56
BY 17985-A	L. H. - inner	(a)	1 All	56
BAJ 17984-A	R. H.	(a, b)	1 All	57
BAJ 17985-A	L. H.	(a, b)	1 All	57
20431-S8	Bolt-hex. hd. - 7/16"-20 x 1-1/4"	2	a, b	
20511-S7	Bolt-hex. hd. - 1/2"-20 x 1-3/4"	4	b	
20519-S8	Bolt-hex. hd. - 1/2"-20 x 1-7/8"	2	b	
24533-S8	Bolt-hex. hd. - 1/2"-20 x 2-1/8"	4	a, b	
34307-S	Nut-clinch-on-1/2"-20	4	a, b	
34671-S8	Nut-hex. - 7/16"-20	2	a, b	
34808-S7	Lockwasher-7/16"	2	a, b	
34809-S8	Lockwasher-1/2"	4	a, b	
44731-S8	Washer-flat-7/16"	2	a, b	
356066-S	Nut-clinch-on-1/2"-20	2	b	

**MEMO**

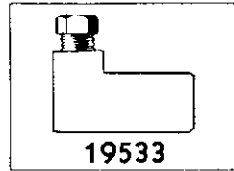


TYPICAL  
1956-58

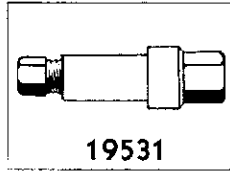


**MULTI - LUBER HARNESS**

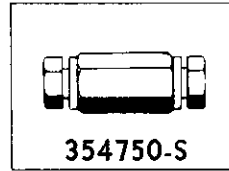
PLC-291



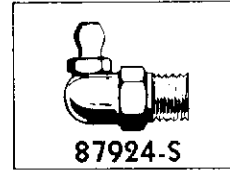
19533



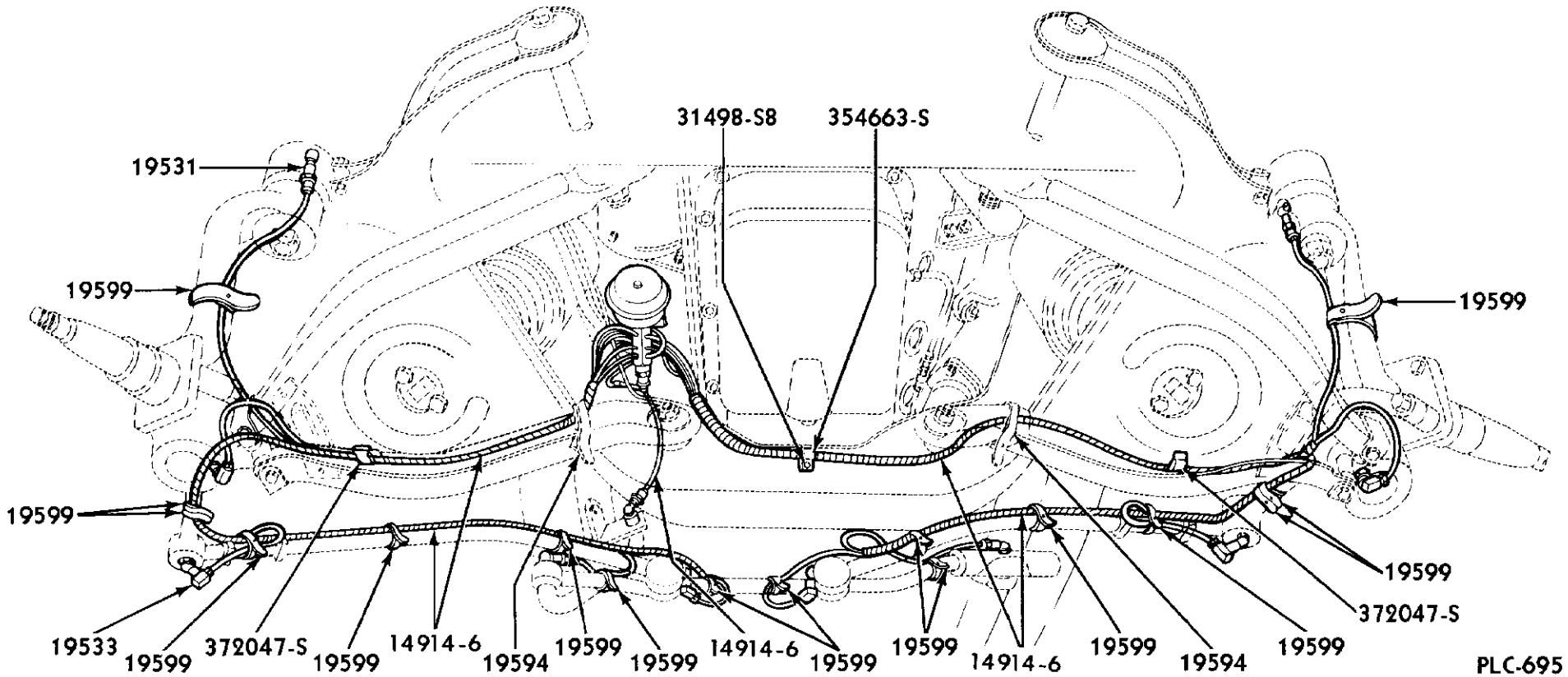
19531



354750-S



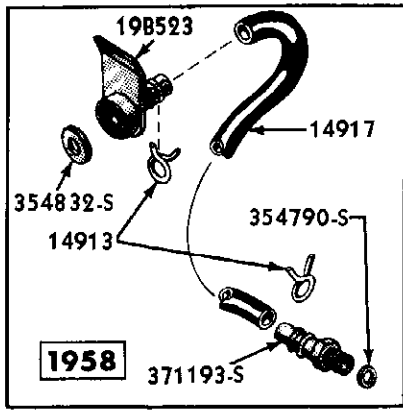
87924-S



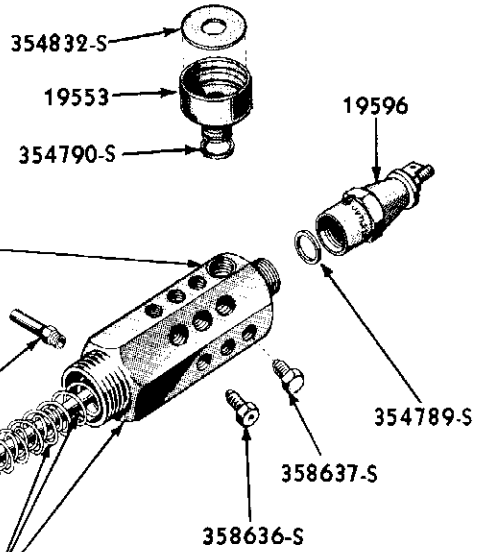
1959

MULTI - LUBER HARNESS

PLC-695

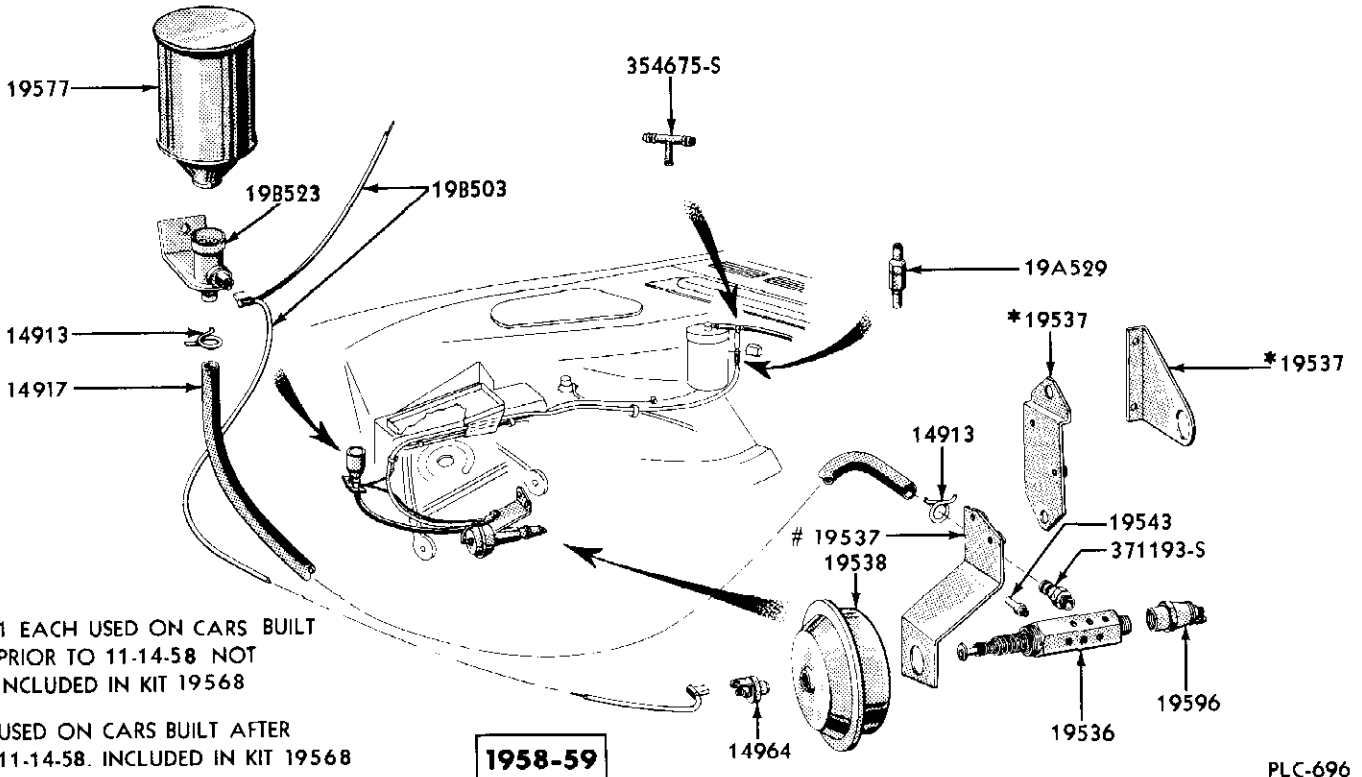
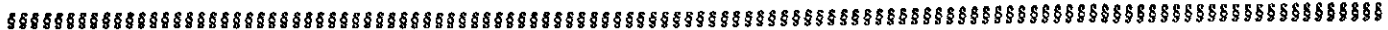


**1958**



**1956-58**

PLC-287



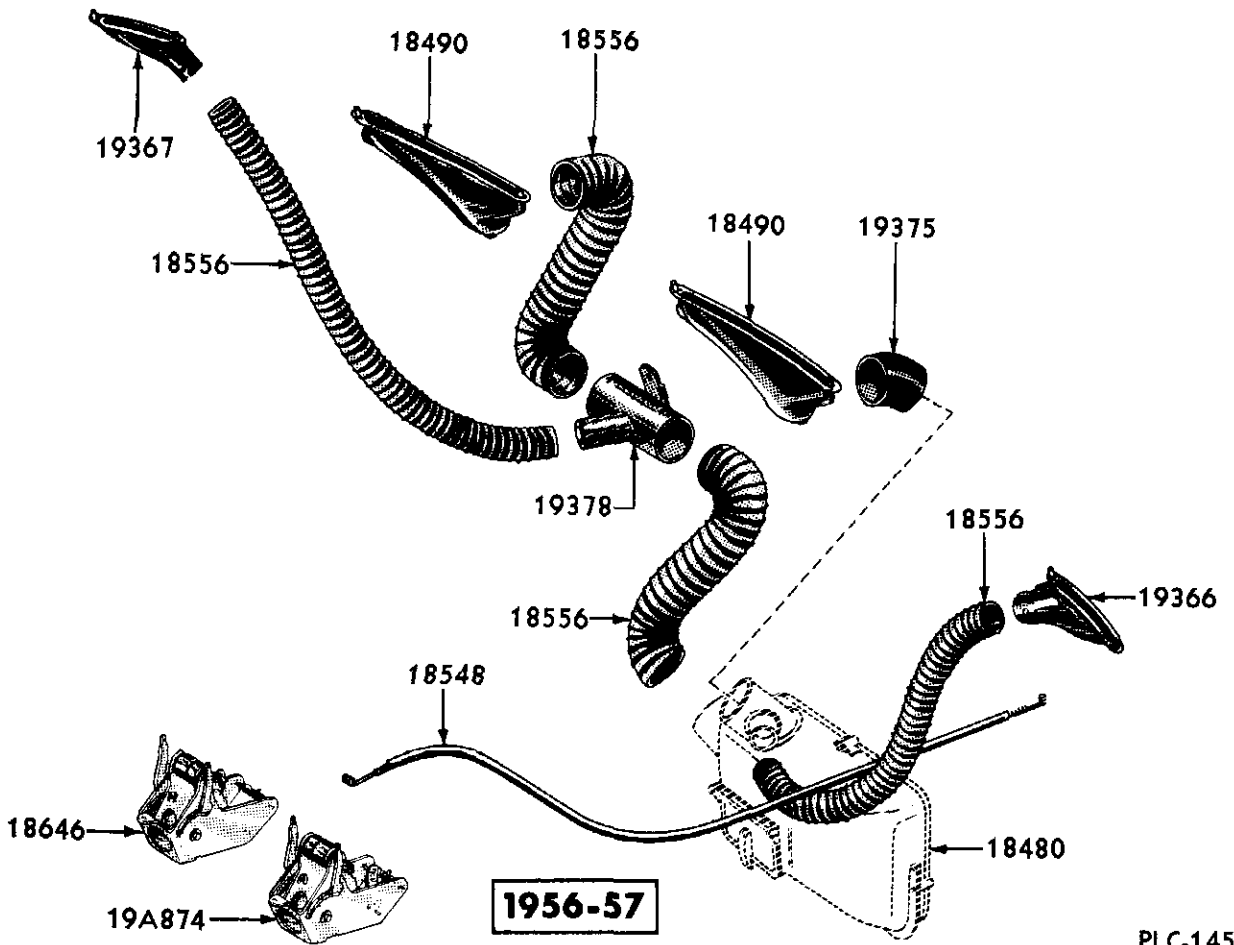
\*1 EACH USED ON CARS BUILT PRIOR TO 11-14-58 NOT INCLUDED IN KIT 19568

# USED ON CARS BUILT AFTER 11-14-58. INCLUDED IN KIT 19568

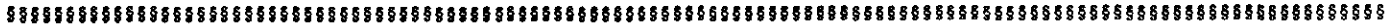
**1958-59**

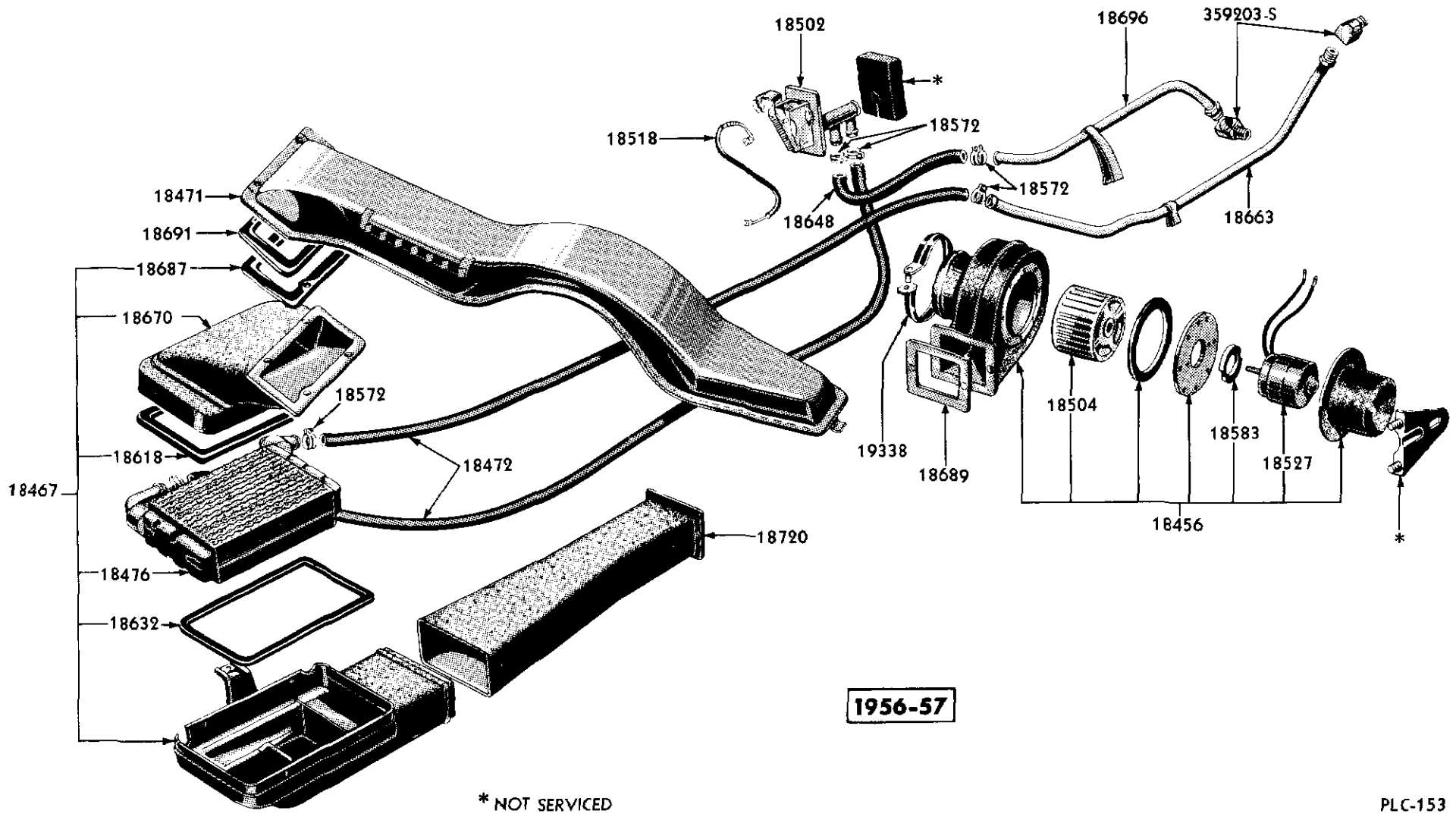
PLC-696

**MULTI - LUBER PUMP**



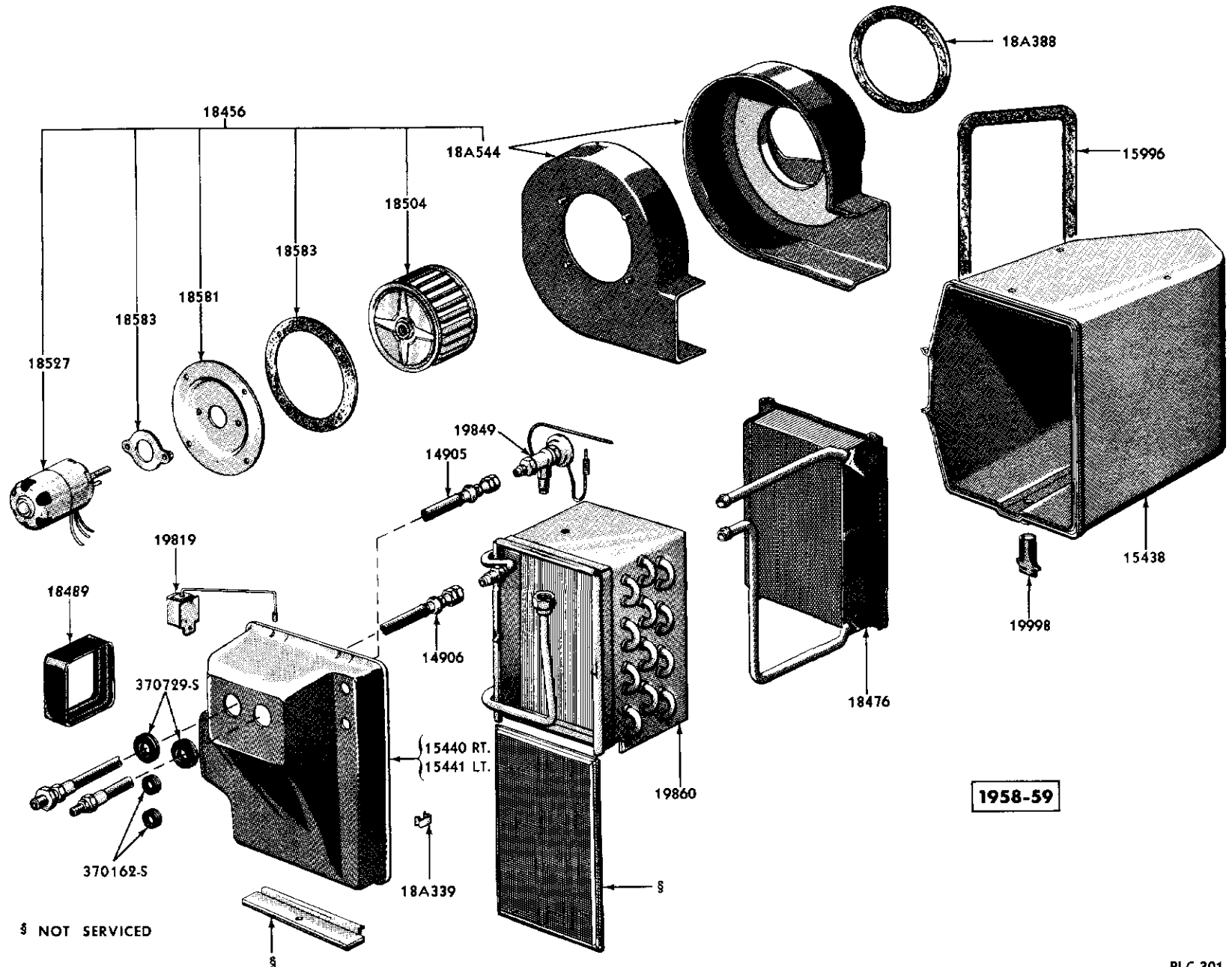
**DEFROSTER SYSTEM**





### HEATER - UNDERSEAT



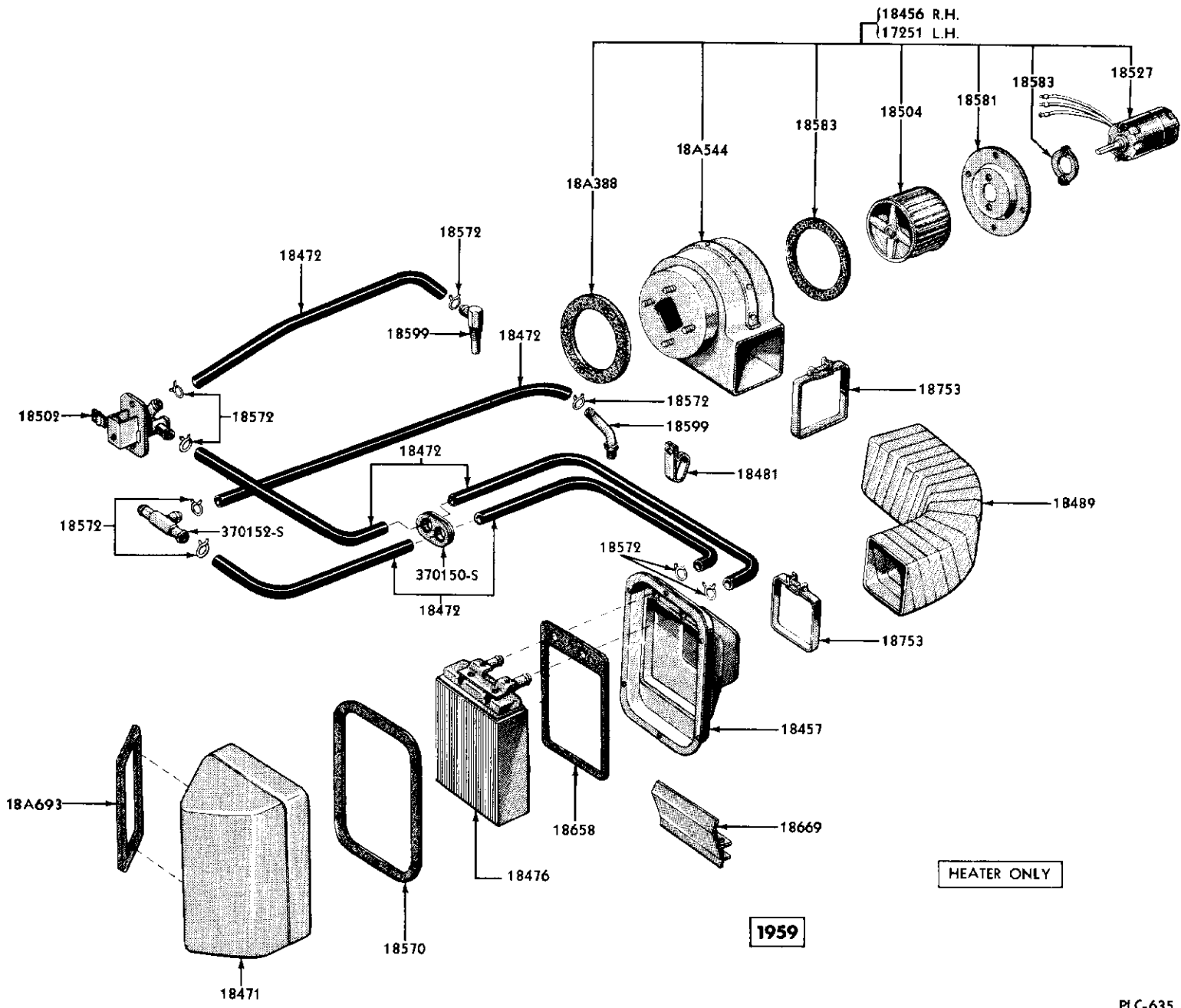


§ NOT SERVICED

1958-59

HEATER BLOWER, CORE & A/C EVAPORATOR

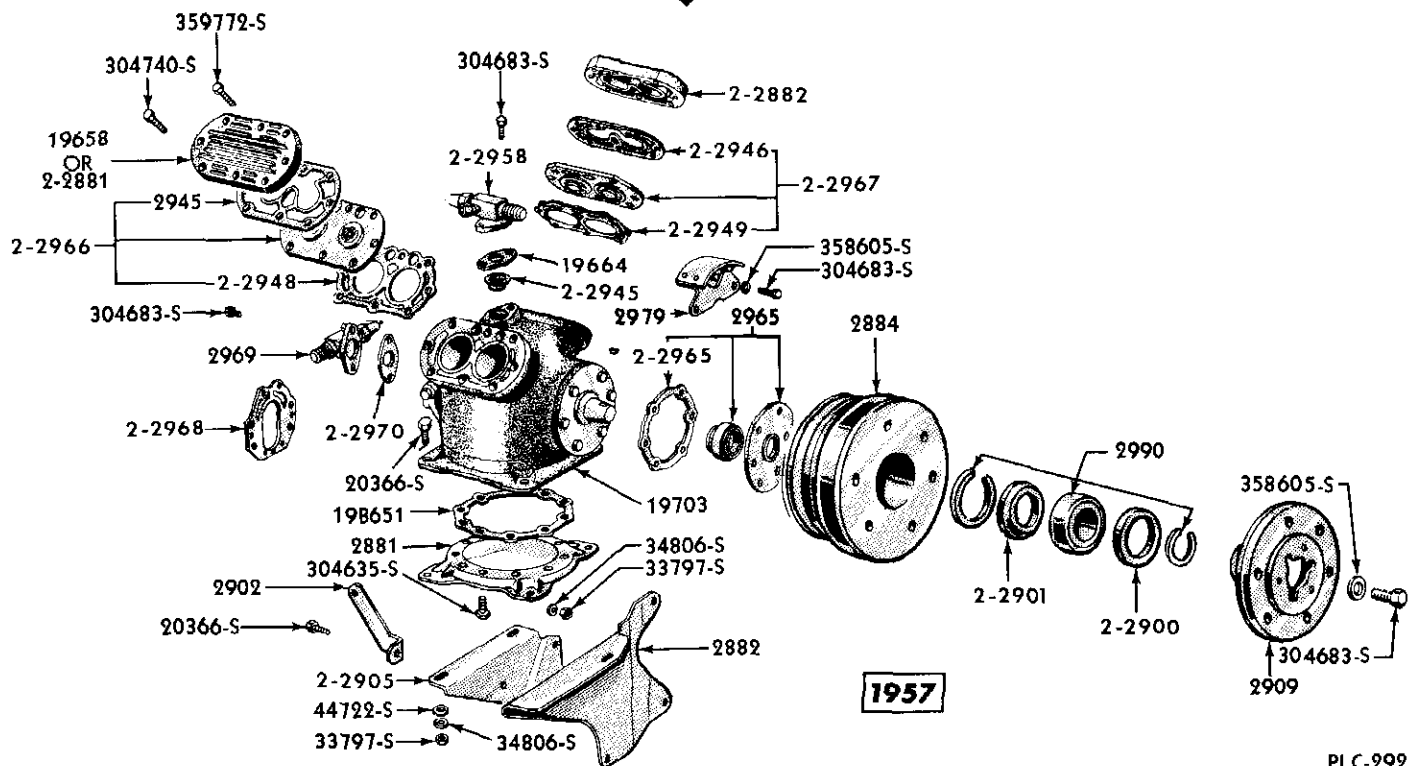
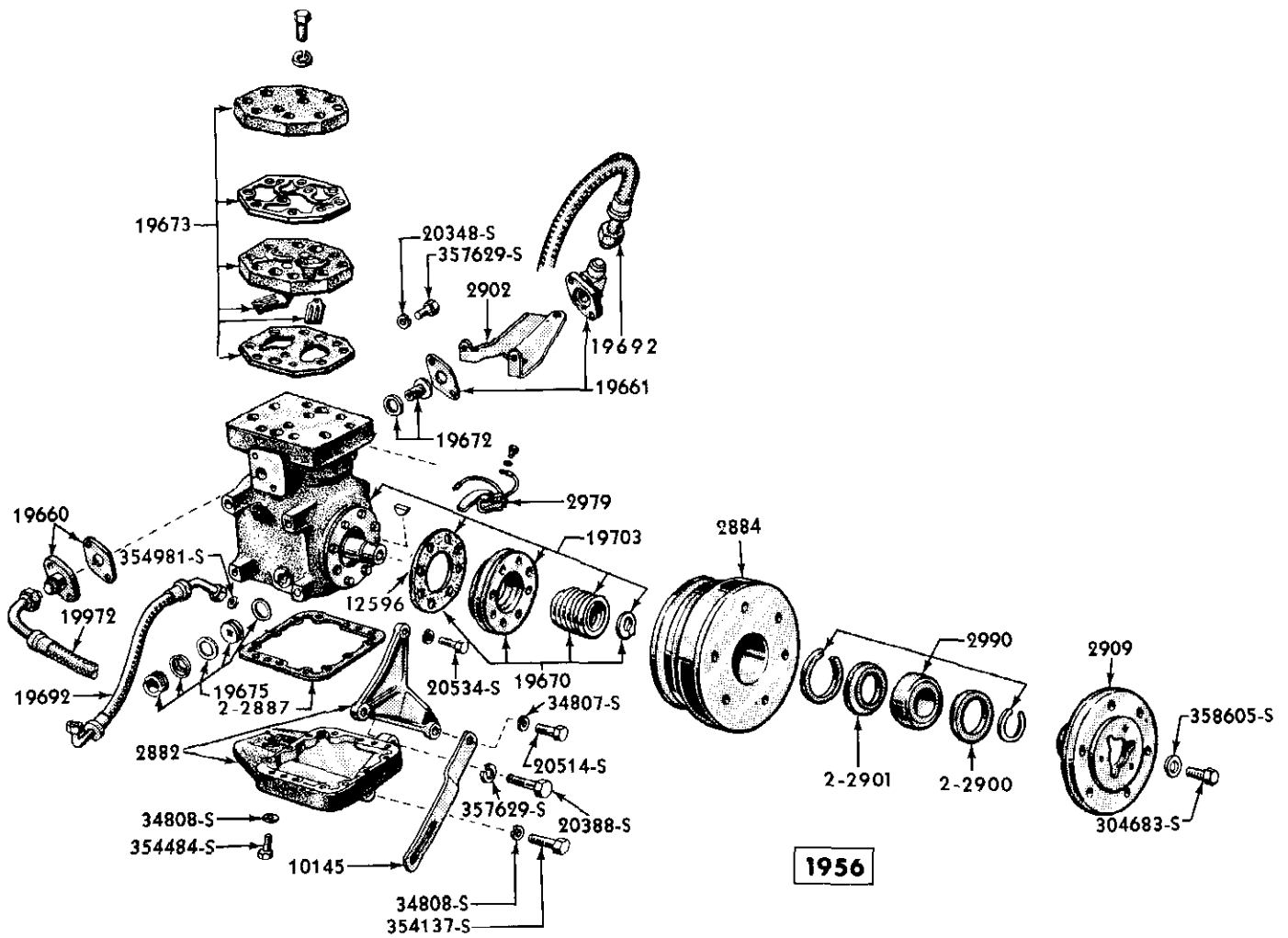




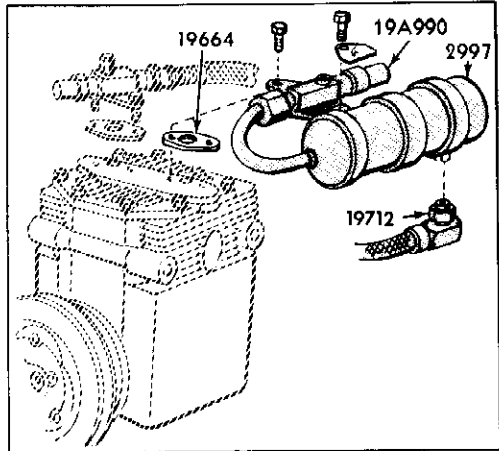
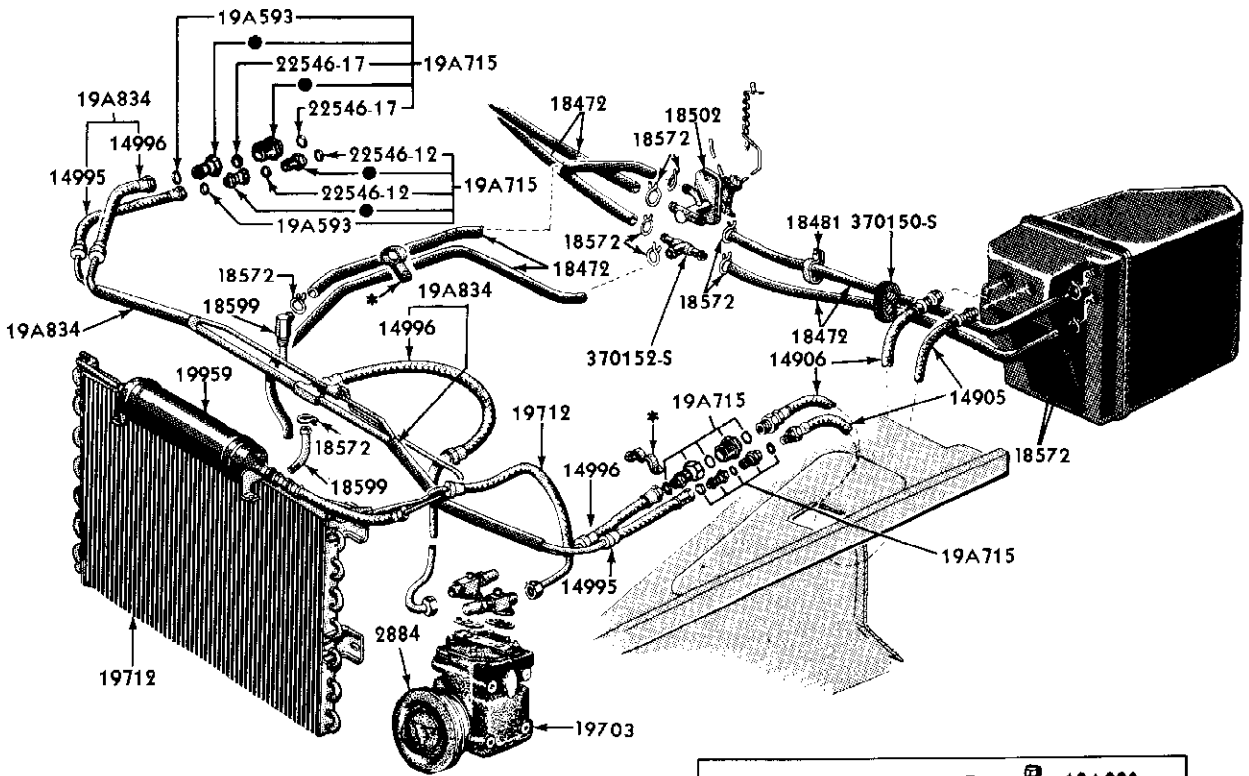
HEATER ONLY

1959

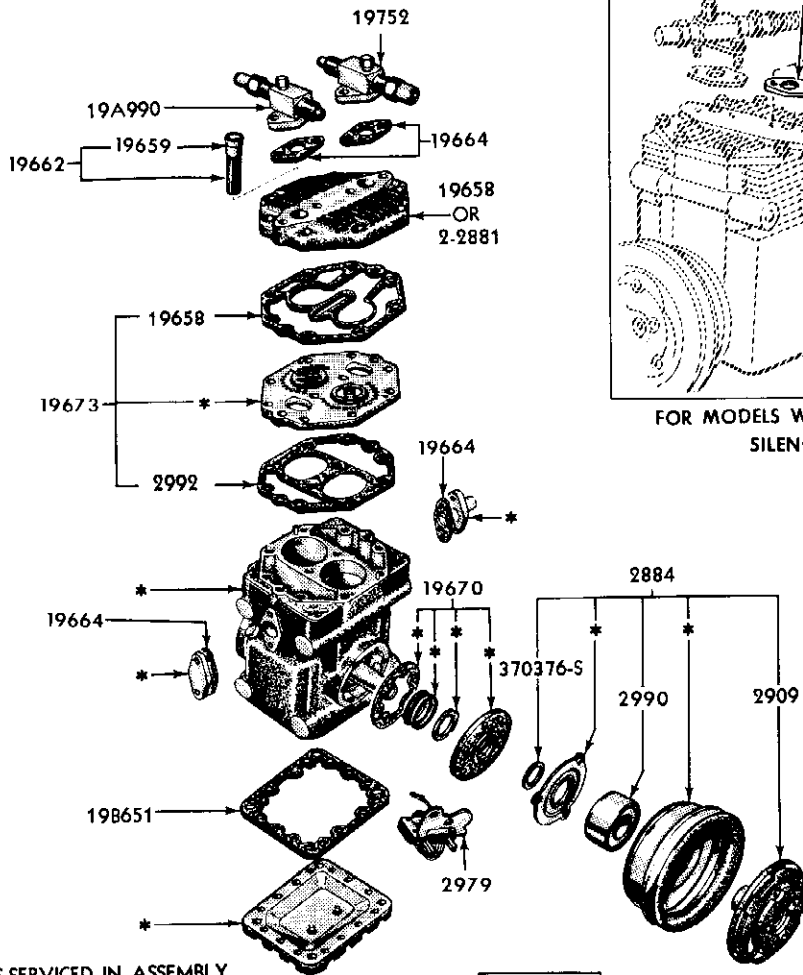
### HEATER & RELATED PARTS



**AIR CONDITIONER COMPRESSOR**



FOR MODELS WITH COMPRESSOR  
SILENCER SYSTEM



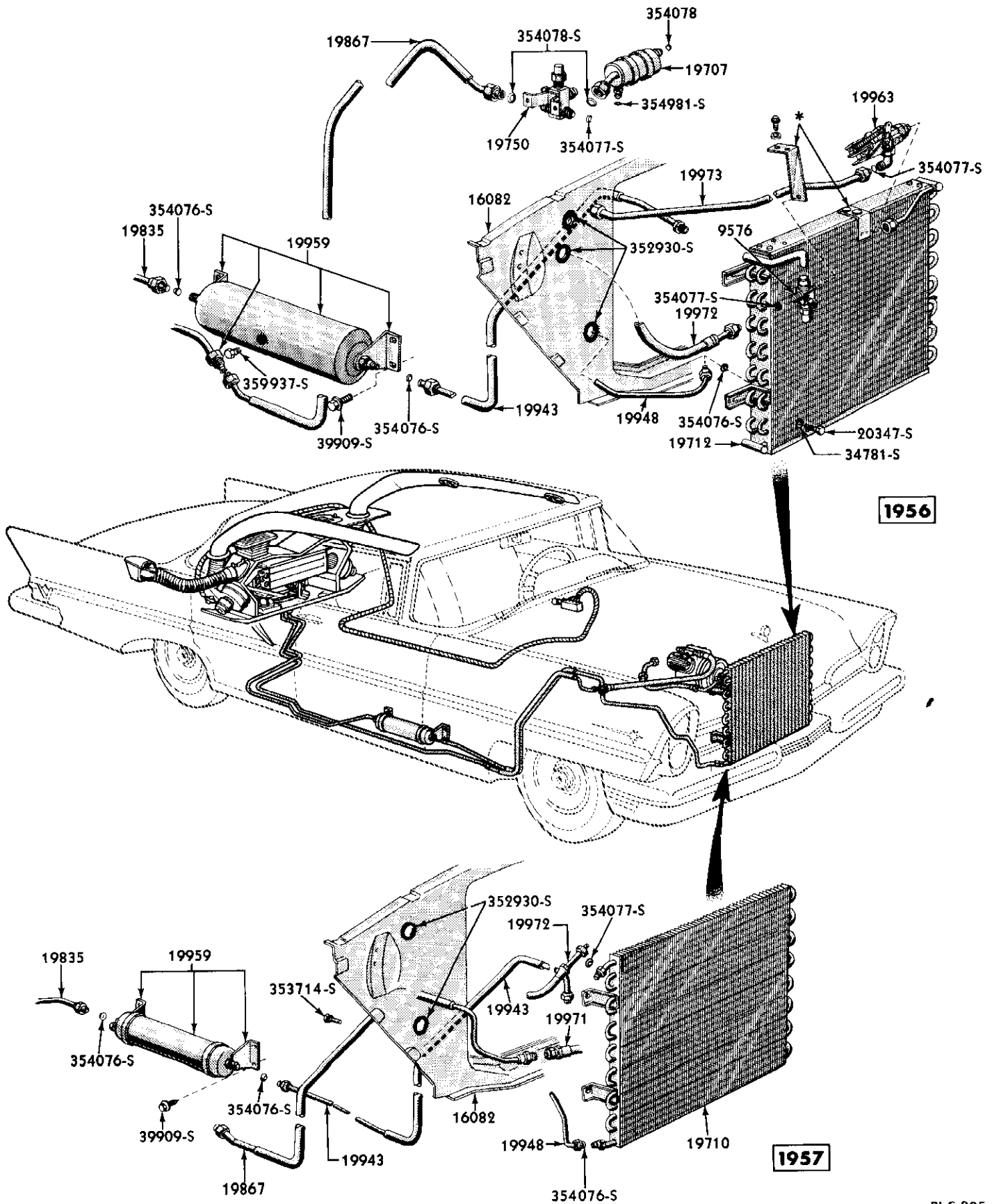
\*NS-SERVICED IN ASSEMBLY

●NS-SERVICED ONLY IN 19A715 KIT

1958-59

PLC-729

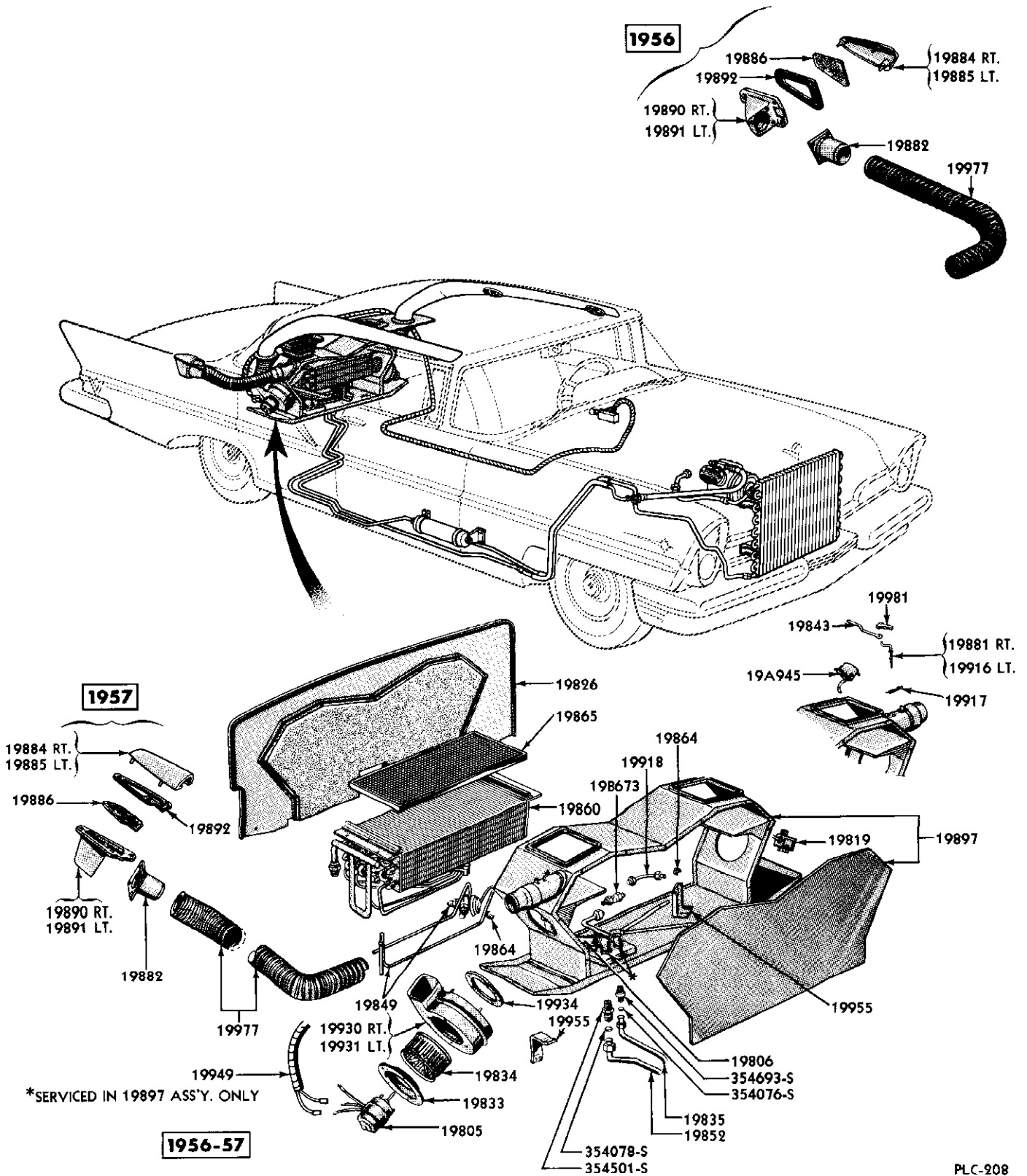
## AIR CONDITIONER COMPRESSOR & HOSES



\*NS—SERVICED IN ASSY OR KIT ONLY.

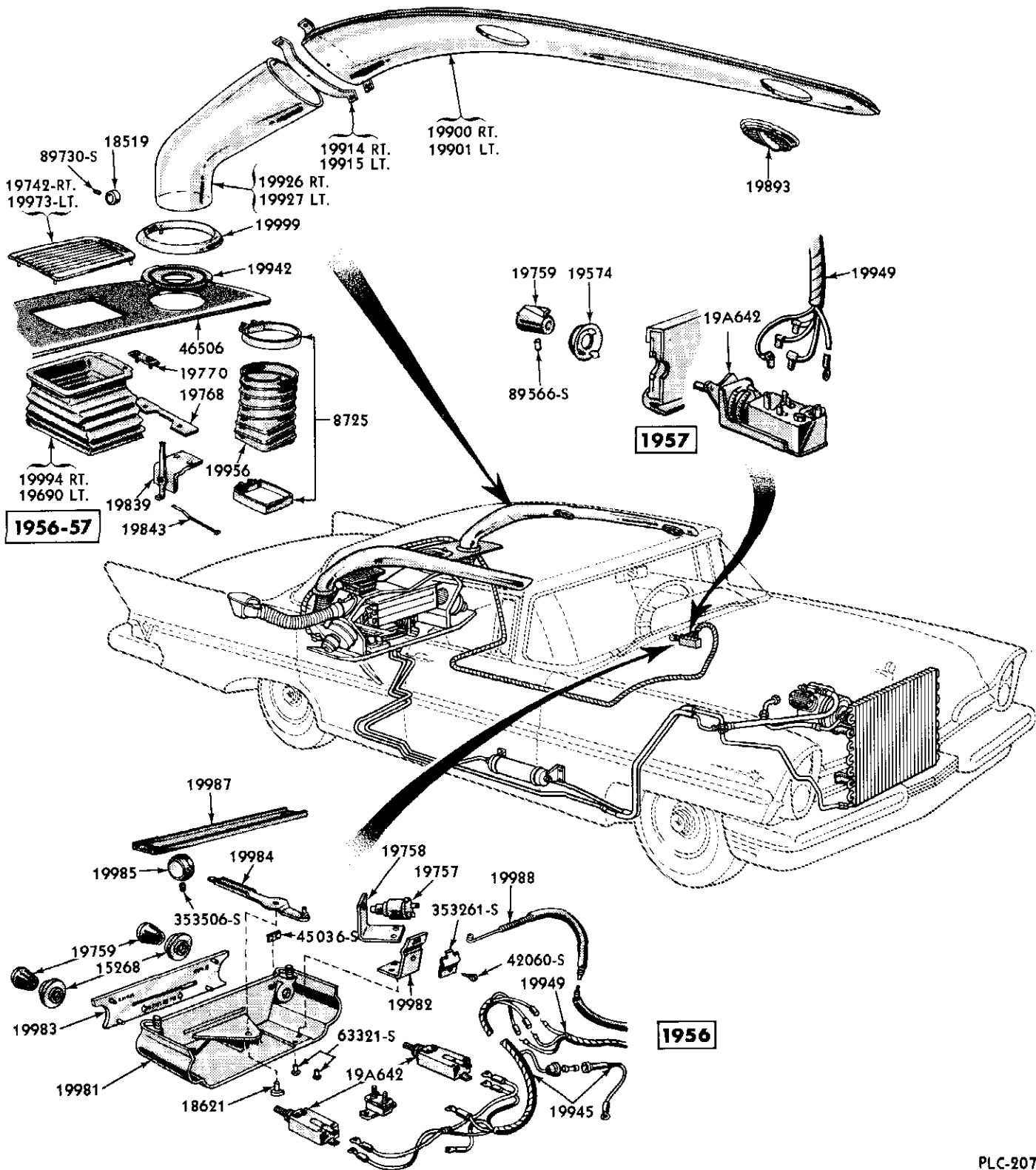
PLC-205

### AIR CONDITIONER CONDENSER & RECEIVER

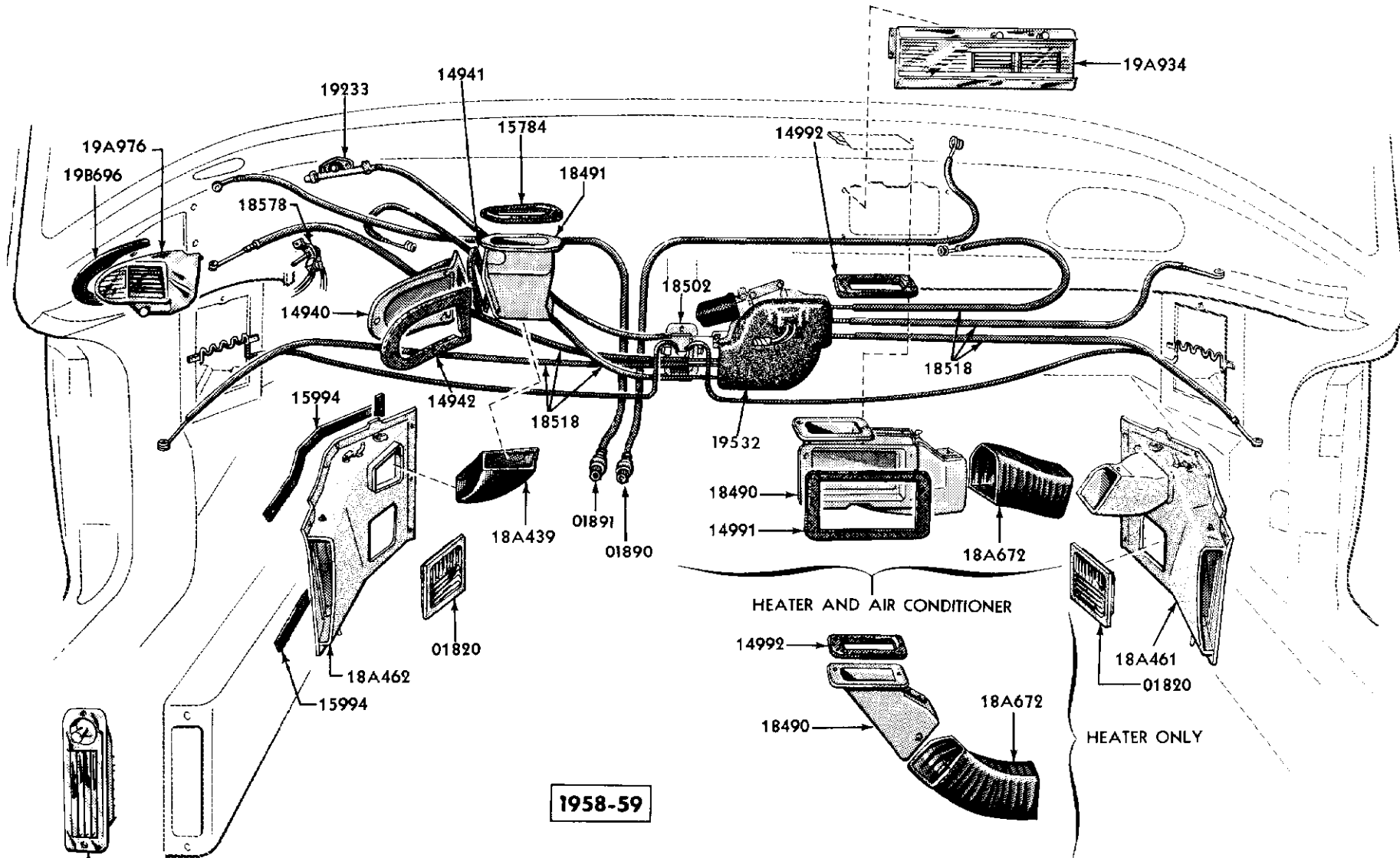


PLC-208

## AIR CONDITIONER EVAPORATOR

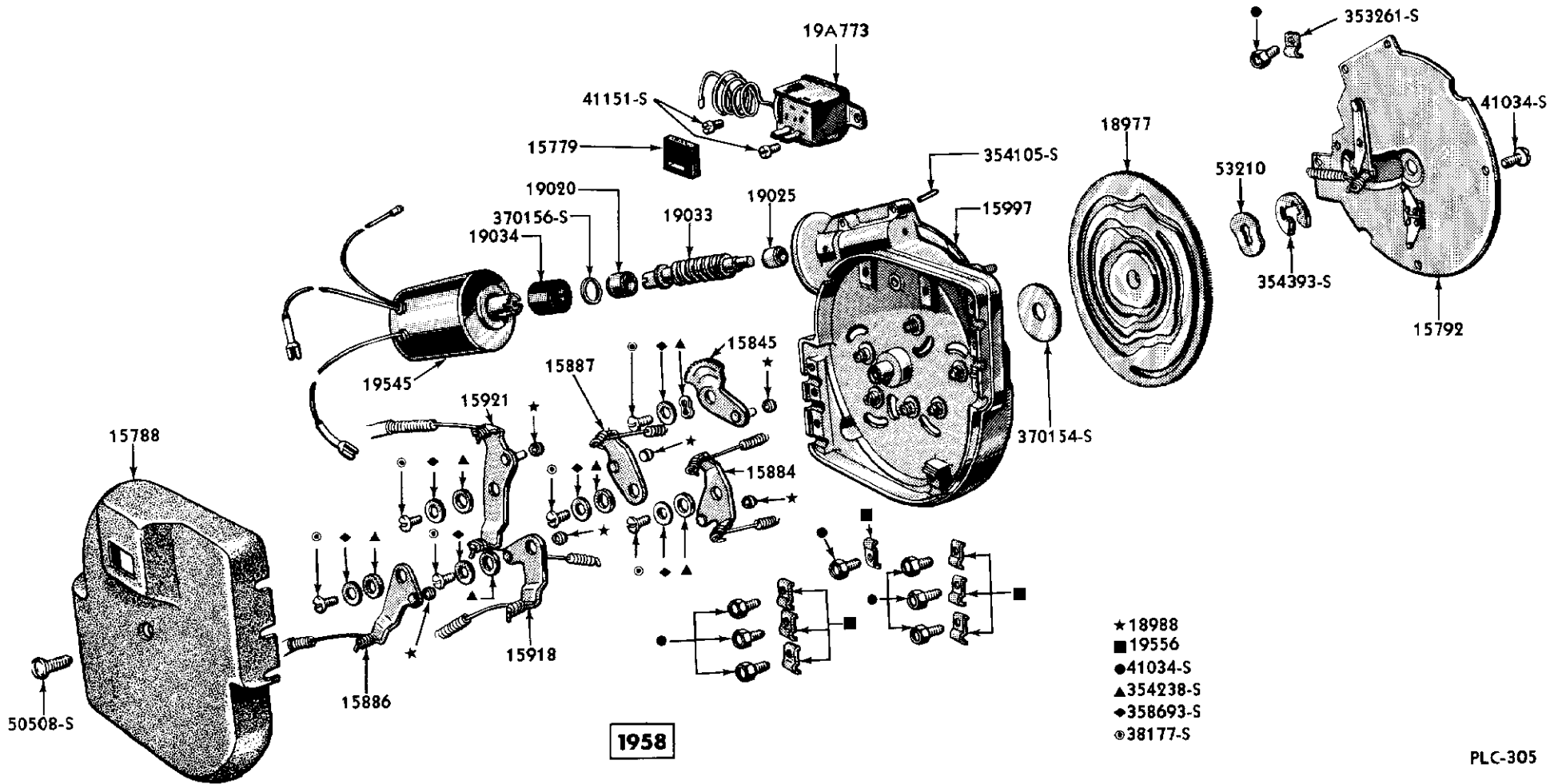


**AIR CONDITIONER CONTROLS & DUCTWORK**



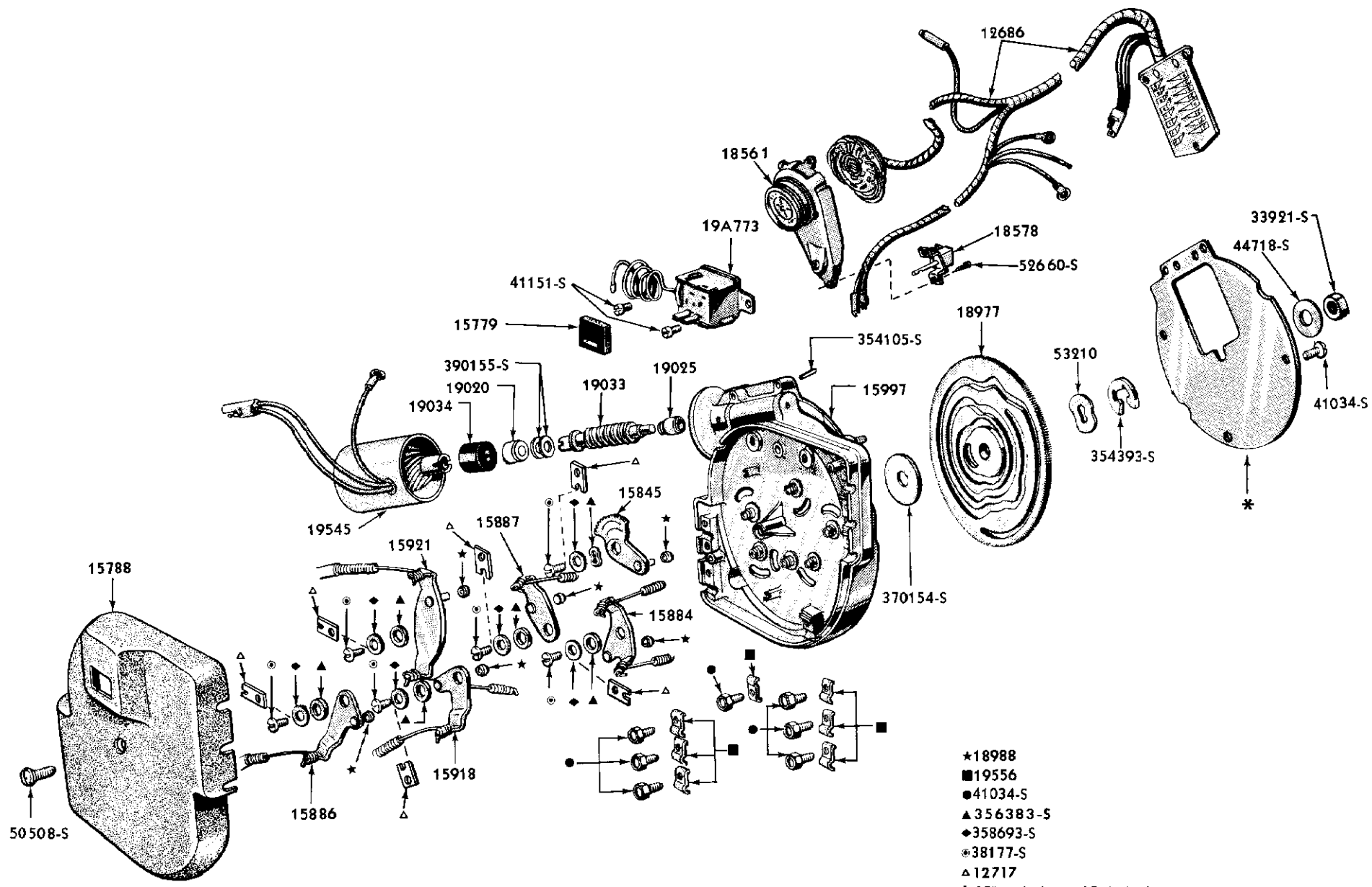
1958-59

HEATER & AIR CONDITIONER CONTROLS



### HEATER SERVO CONTROLS



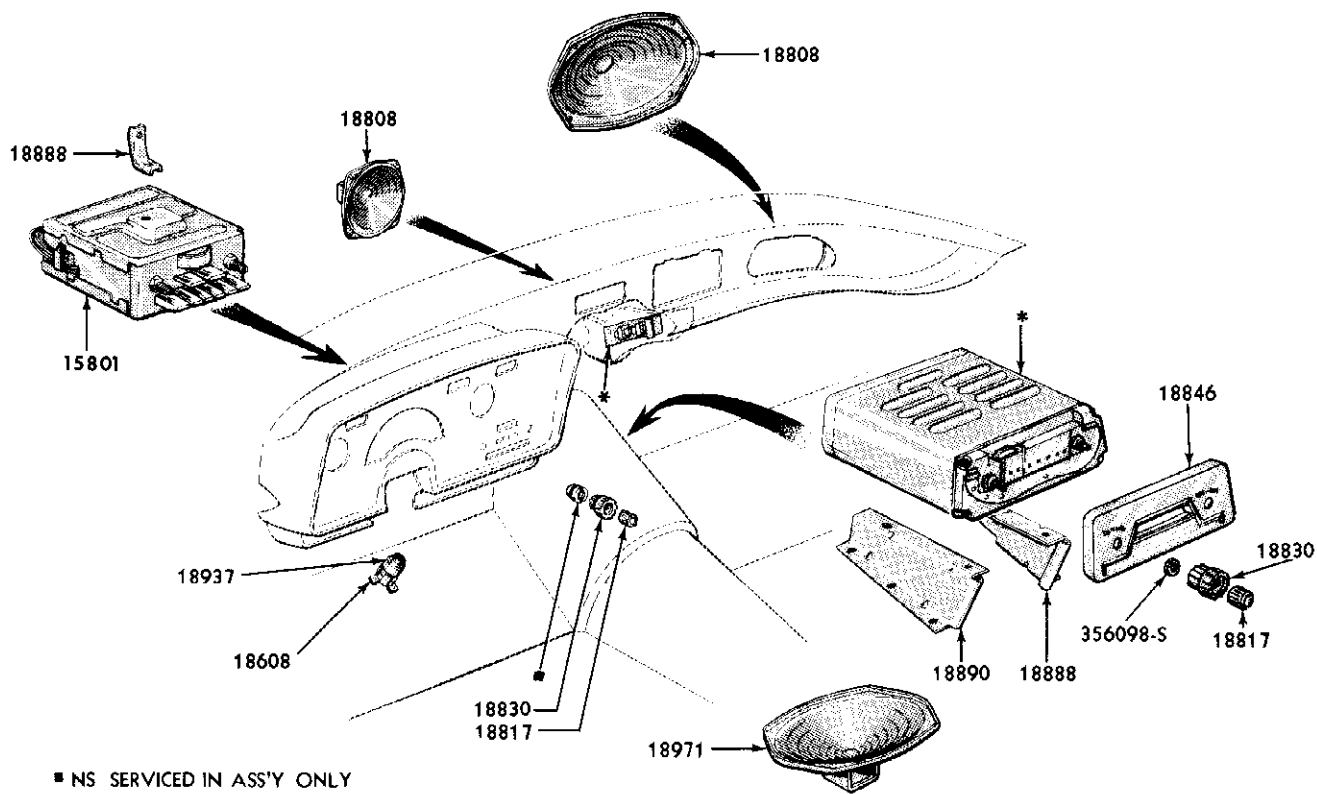
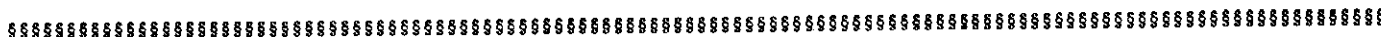
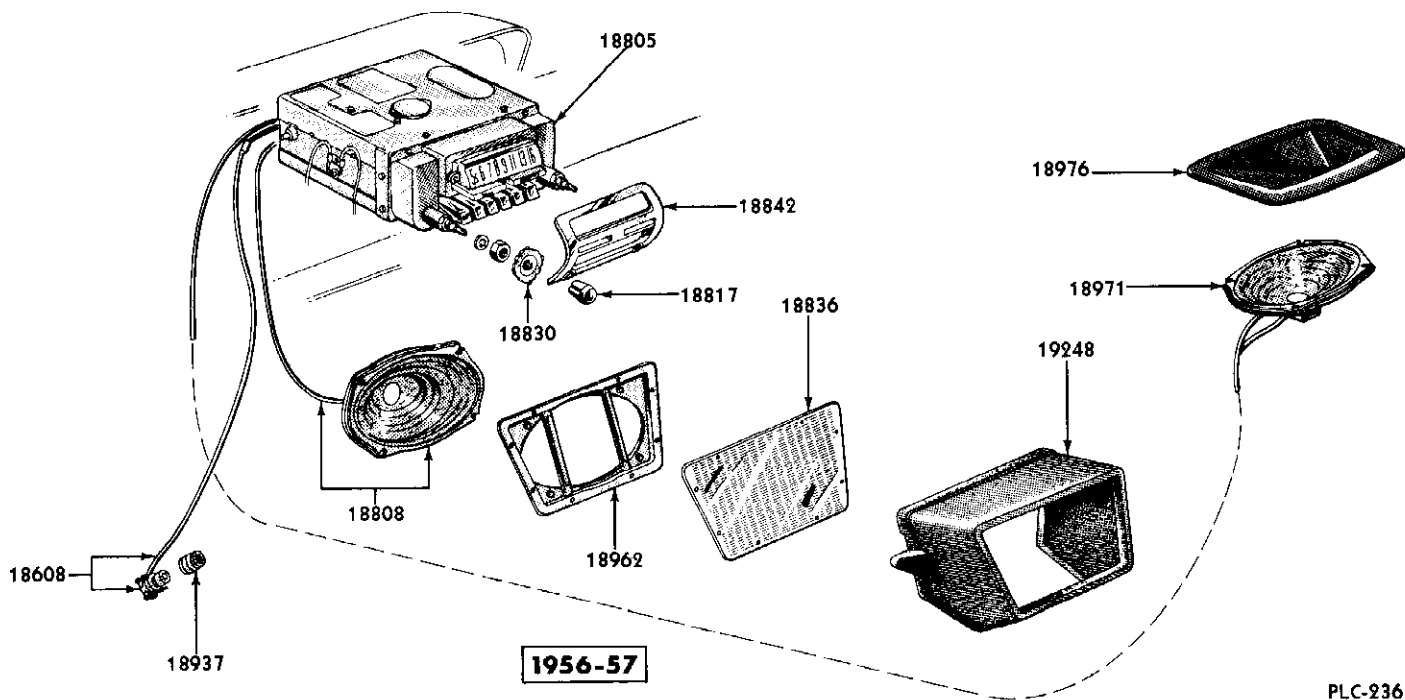


- \*18988
- 19556
- 41034-S
- ▲356383-S
- ◆358693-S
- ◎38177-S
- △12717
- \*SERVICED IN SERVO ASSY. ONLY

1959

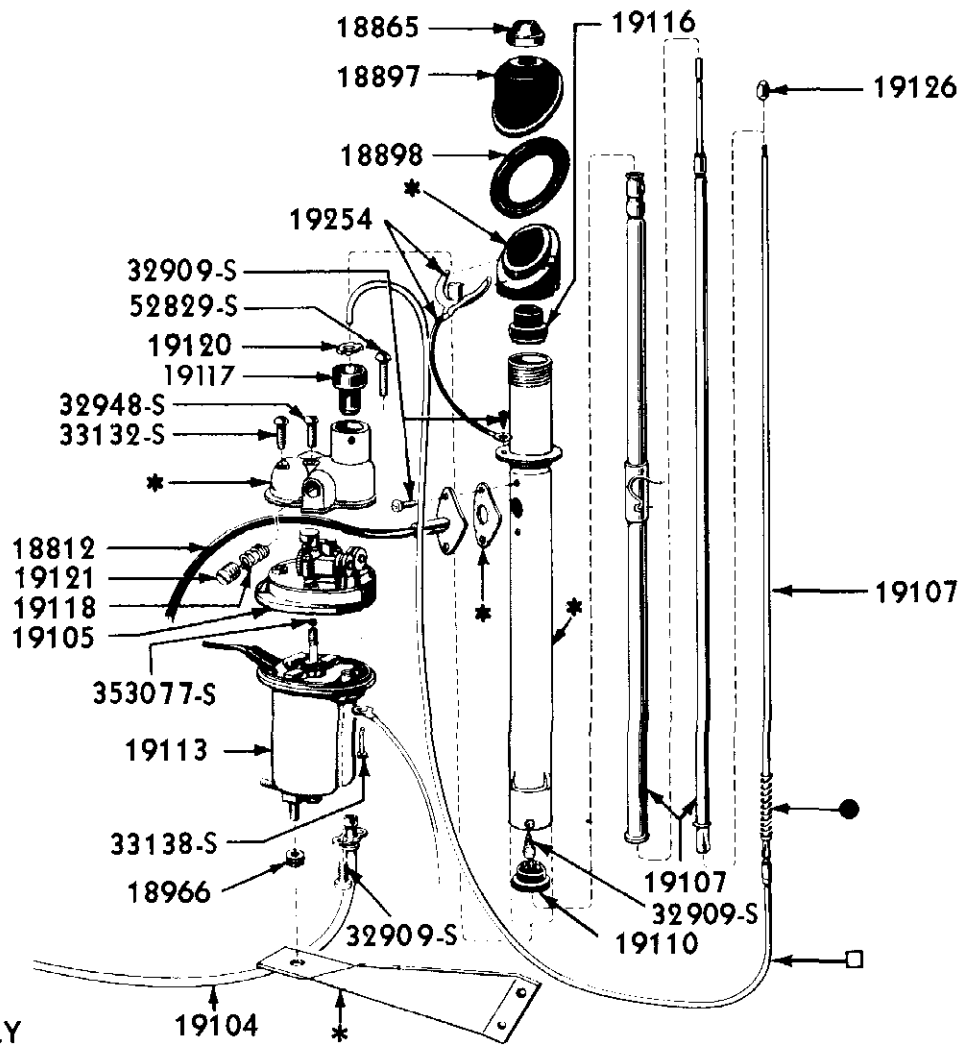
### HEATER SERVO CONTROLS

PLC-519



## RADIO & SPEAKERS

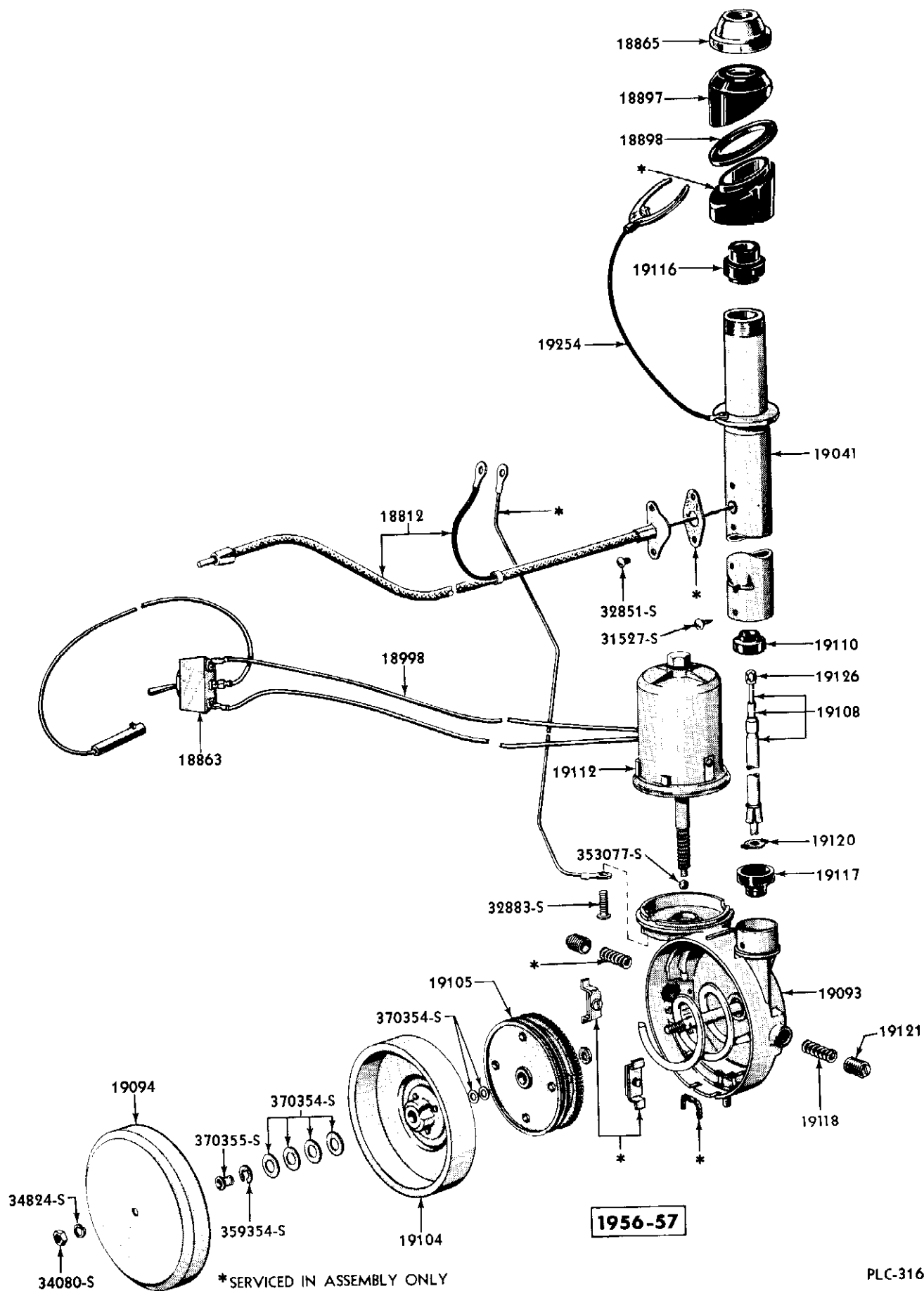
**1956-57**



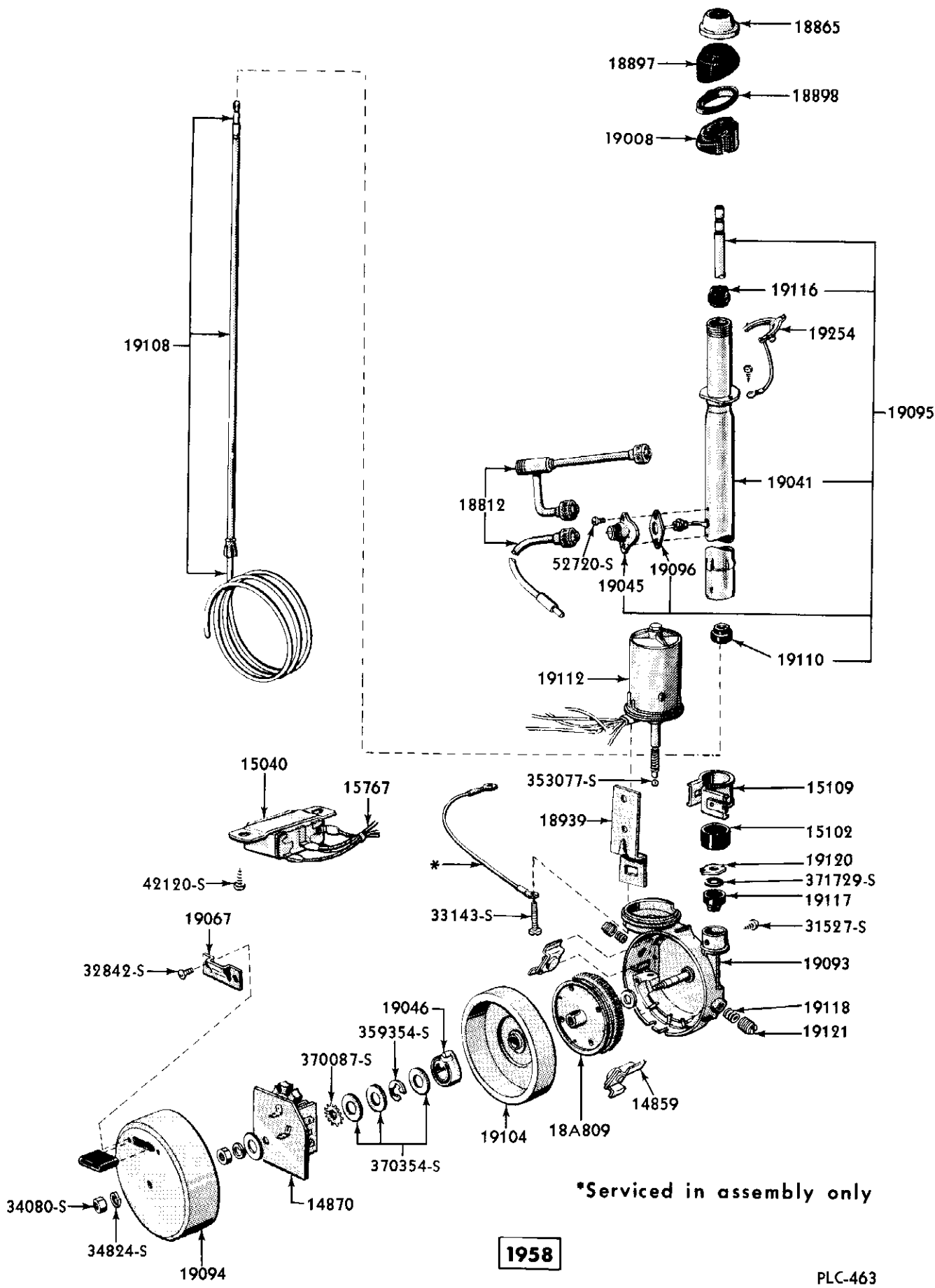
\*NS - SERVICED IN ASSY. ONLY  
 □ SERVICED IN 19107 ASS'Y.  
 ● NOT SERVICED

PLC-307

**ANTENNA - ELECTRIC CABLE**



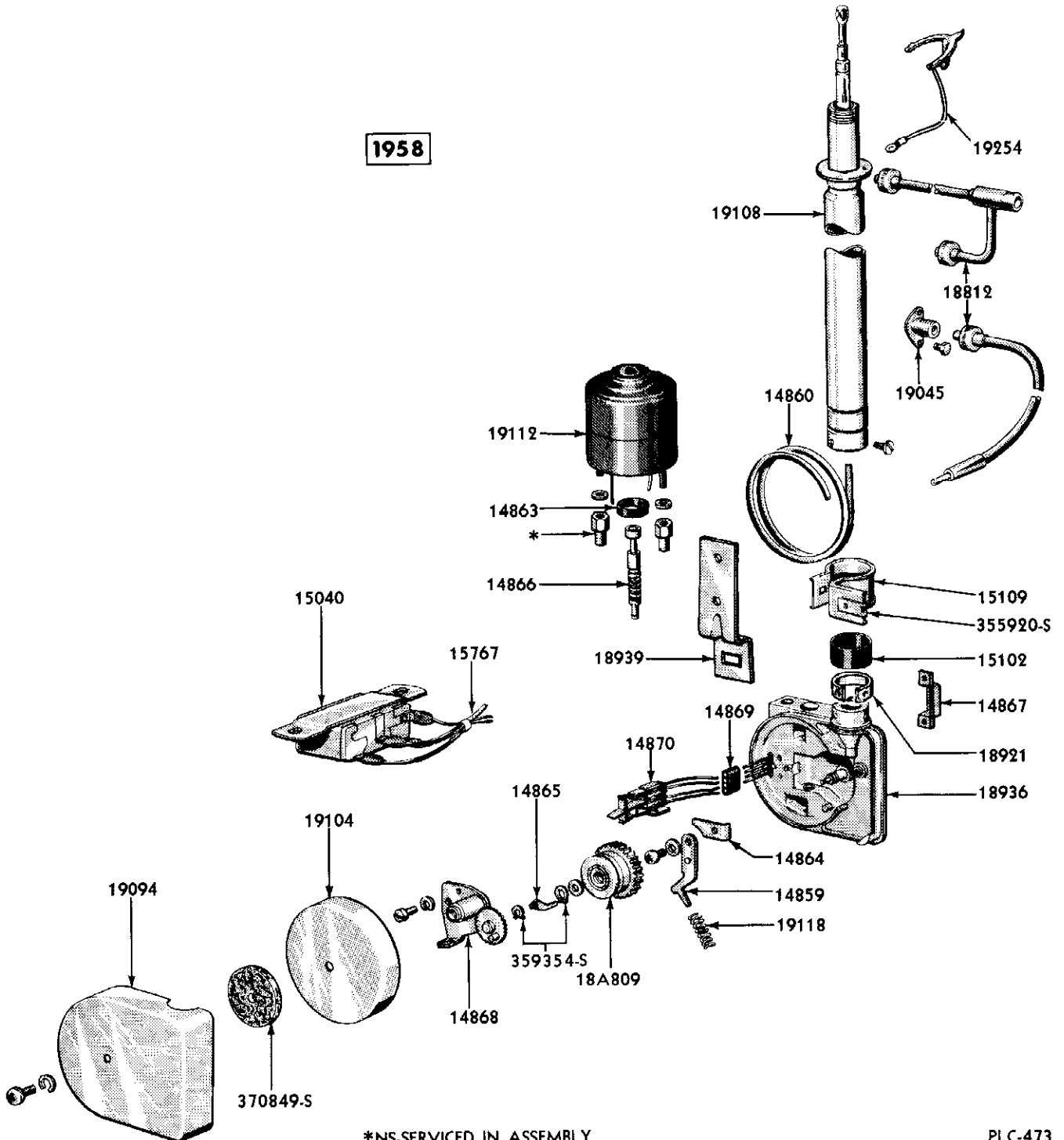
ANTENNA - ELECTRIC REEL



ANTENNA - ELECTRIC REEL, TYPE "A"

- 18865 →
- 18897 →
- 18898 →
- 19008 →

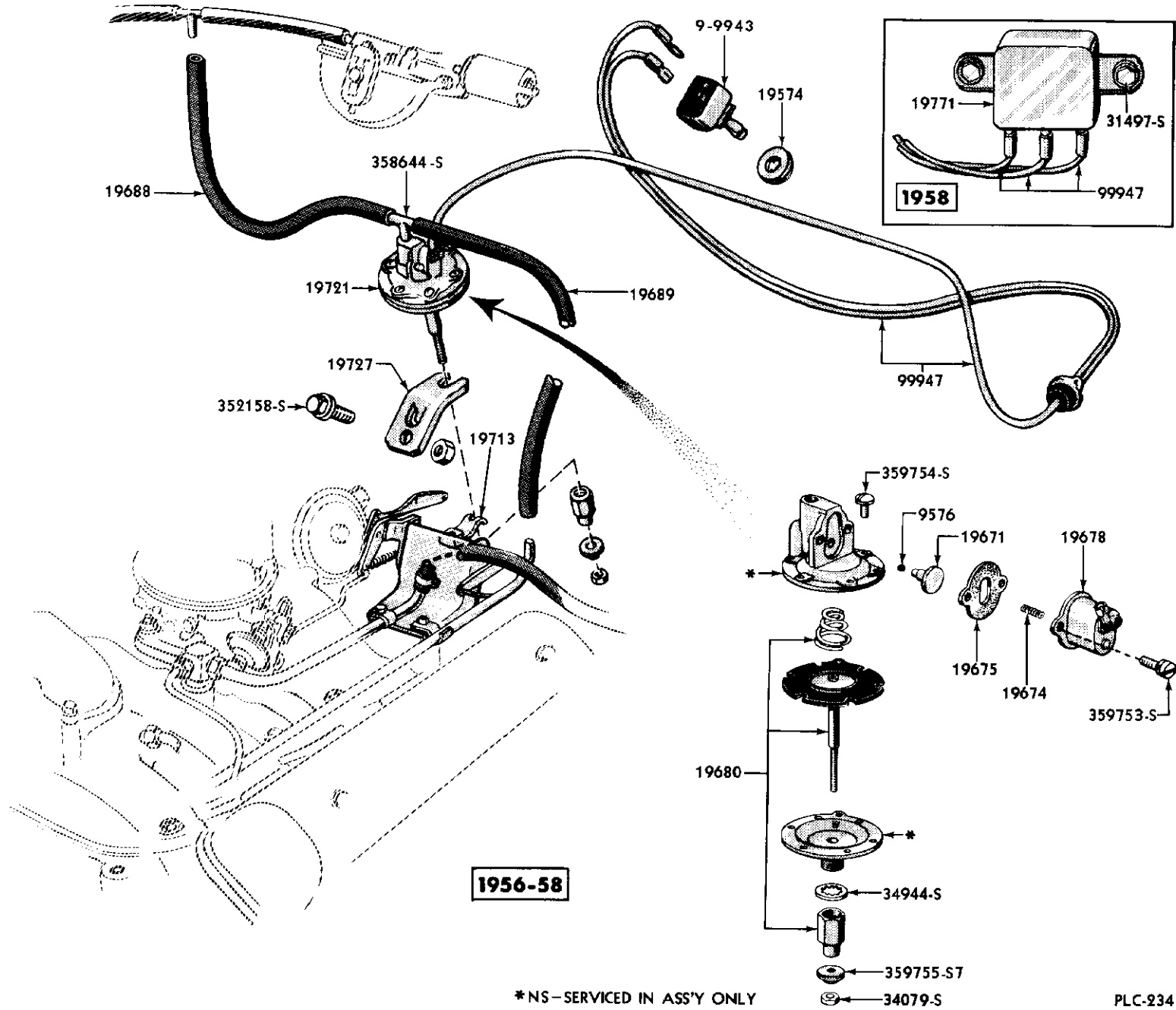
1958



\*NS-SERVICED IN ASSEMBLY

PLC-473

**ANTENNA - ELECTRIC REEL, TYPE "B"**



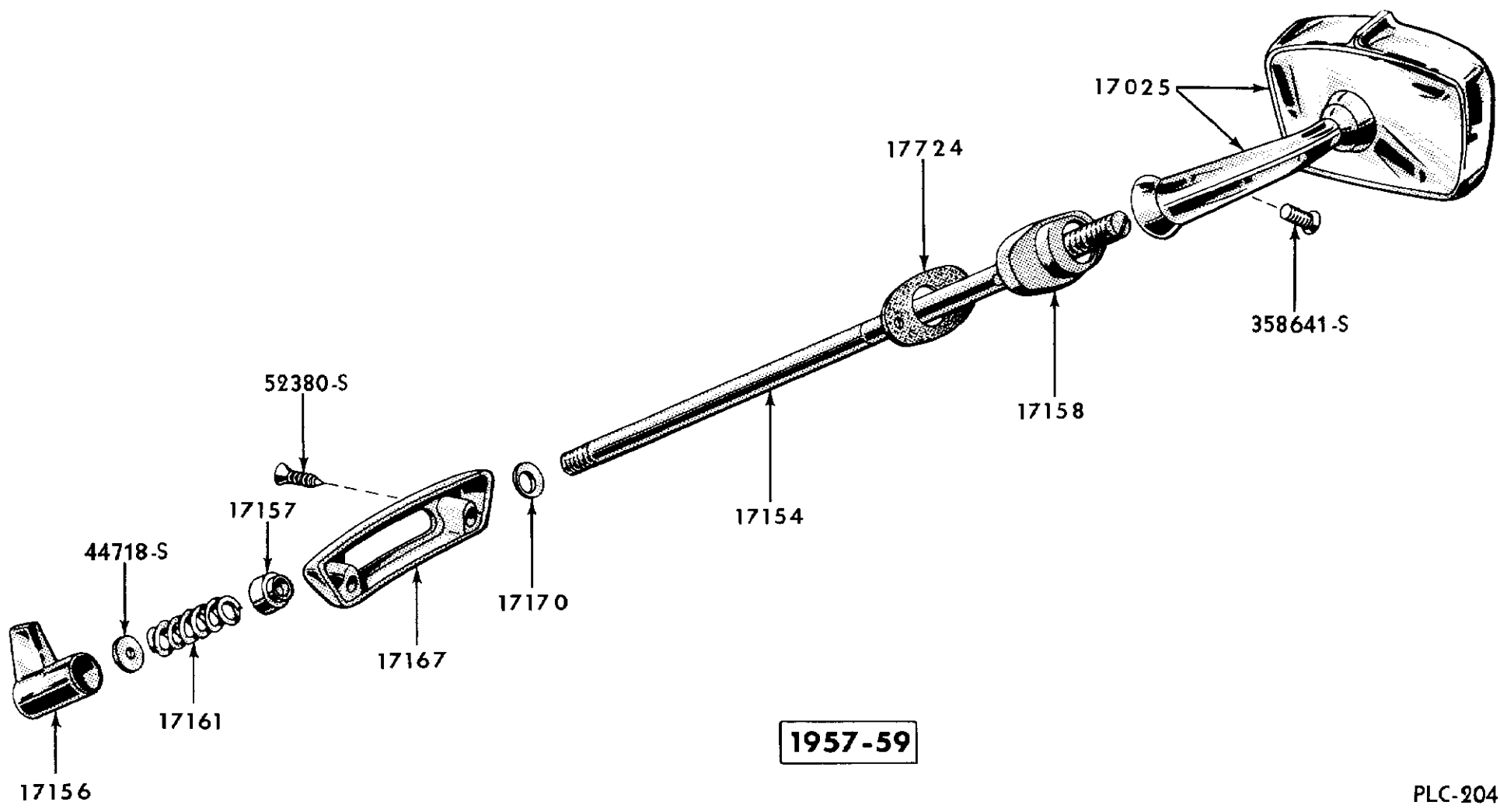
1956-58

1958

\*NS-SERVICED IN ASS'Y ONLY

**AUTOMATIC THROTTLE CONTROL**

PLC-234



1957-59

REMOTE CONTROL MIRROR



# Shock Absorber

GROUP AND PART NUMBER	DESCRIPTION, SIZE, ETC.	NO. REQ'D	MODEL OR ENGINE CUBIC INCH DISPLACEMENT	YEAR 19__
<b>18A007 BUSHING (FRONT SHOCK ABSORBER MOUNTING)</b>				
LD 18015-A		2	All	56/57
B8LY 18A007-A	⊕LF-18201-A	2	All	58/59
<b>18A010 SPACER (FRONT SHOCK ABSORBER MOUNTING BRACKET) LOWER</b>				
B6LY 18A010-A	Use with heavy duty shock absorber - ⊕4049677, HPB6L-33117-A	2	All	56/59
<b>18015 BUSHING (FRONT SHOCK ABSORBER MOUNTING)</b>				
	See basic part number 18A007			
<b>18016 BUSHING (SHOCK ABSORBER REAR)</b>				
COLL 18016-A	Rear - also use for export	4	All	57
LF 18016-A	Upper - also use for export ☆ 1958-59 (2) for rear shock absorbers ☆ 1959 - (8) for stabilizer bar (2) req'd. for rear shock absorbers (8) req'd. for stabilizer bar	AR	All☆	58/59
<b>18017 BUSHING (SHOCK ABSORBER RUBBER INSULATOR)</b>				
LF 18017-A	Upper ☆ 1958 - (2) upper front ☆ 1958 -59 (2) upper rear	AR	All☆	58/59
PB8M 18017-A	Use with heavy duty shock absorbers - ⊕I-501749 (4) for front shock absorbers (4) for rear shock absorbers	8	All	58/59
B9LL 18017-A	Upper front	2	All	59
<b>18031 SEAT (SHOCK ABSORBER &amp; STABILIZER INSULATOR)</b>				
AB 18031-A	Use as follows - also serviced in 5-5495 kit (4) front shock absorbers (2) front stabilizer	6	All	56/57
<b>18039 WASHER (SHOCK ABSORBER INSULATOR) INNER</b>				
AB 18039-A	Inner (2) for front shock to mounting plate (2) for front shock to frame assy.	4	All	56
51A 18039-A	Inner - (2) for rear shock to upper stud - (2) for rear shock to lower stud	4	All	56
LD 18039-A	Inner	4	All	57
PB7M 18039-A	☆(2) req'd. for all front shock absorbers ☆(2) req'd. for rear heavy duty shock absorbers - ⊕I-500952	AR	All☆	59
<b>18040 WASHER (SHOCK ABSORBER) REAR</b>				
51A 18040	Outer - 1-1/4" O.D. x 17/32" I.D. - (2) for rear shock to rear upper stud - (2) for rear shock to rear lower stud	4	All	56
LD 18054-A	Outer - (2) for rear shock to stud - (2) for rear shock to upper mounting stud	4	All	57
<b>18041 WASHER (FRONT SHOCK ABSORBER INSULATOR)</b>				
	See basic part number 18171			
<b>18045 SHOCK ABSORBER (FRONT)</b>				
LD 18045-J	Remove mounting bracket on 1956	2	All	56/57
PB6L 18077-A	Heavy duty adjustable - remove mounting bracket when making replacement - ⊕I-500938	2	All	56/57
COLL 18045-B		2	All	58/59
PB8L 18077-A	Heavy duty - adjustable - ⊕I-501821	2	All	58/59
<b>18047 BOLT (FRONT SHOCK ABSORBER MOUNTING)</b>				
PB8L 18047-A	Upper - use with heavy duty shock absorbers - also use for export - ⊕I-502664	2	All	58/59

# Shock Absorber

GROUP AND PART NUMBER	DESCRIPTION, SIZE, ETC.	NO. REQ'D	MODEL OR ENGINE CUBIC INCH DISPLACEMENT	YEAR 19__
<b>18072 BRACKET (FRONT SHOCK ABSORBER MOUNTING)</b>				
8M 18072-B	Round shaped - 3/16" - thick	2	All	56
B6LY 18072-A	Round shaped - with (4) - 3/8" square holes - heavy duty - also use for export - @4049673	2	All	56/57
PB8L 18072-A	Also use for export - @I-501823 (a)	2	All	58/59
20515-S8	Bolt-hex.hd.-3/8"-24 x 1-7/8"-to attach shock absorber to bracket	2	a	
34420-S8	Nut-3/8"-24 lock-to attach shock absorber to brkt.	2	a	
<b>18076 PLATE (SHOCK ABSORBER MOUNTING)</b>				
LF 18076-A		2	All	58/59
<b>18080 SHOCK ABSORBER (REAR)</b>				
LD 18080-J		(b) 2	All	56/57
PB6L 18097-A	Heavy duty - @I-500941	2	All	56/57
PB8L 18097-A	Heavy duty - adjustable - double eyelet type - @I-501824 (a)	2	All	58
B9LL 18080-A	Standard (a)	2	All	58/59
PB8L 18080-A	Heavy duty - when replacing double eyelet type (a, c) also use the following parts - @I-502955 (4) LF-18016-A bushing (2) MG-18041-A washer (2) LF-18076-A mounting plate (2) LD-18171-A washer (2) 34370-S8 hex. nut	2	All	58/59
20407-S8	Bolt-hex. -5/16"-24 x 1-1/8"-attach rear shock absorber to under body	4	a	
33846-S8	Nut-hex. -1/2"-20 to stud-rear shock absorber	2	b	
34374-S7	Nut-hex. lock-1/2"-20-attach rear shock absorber to mounting bracket	2	a	
34424-S	Nut-1/2"-20 light lock-attach rear heavy duty shock absorber to under body	2	c	
34781-S7	Washer-lock-5/16"-attach rear shock absorber to under body	4	a	
34806-S	Lockwasher-5/16" spring-attach rear heavy duty shock absorber and bushing to mounting bracket	4	c	
356525-S	Washer-flat-5/8" I. D. x 1-1/2" O. D. -attach rear shock absorber to mounting bracket	2	a	
357626-S7	Lockwasher-special-1/2" to stud-rear shock absorbers	2	b	
370362-S	Washer-flat-1/2" dia. -attach rear shock absorber to mounting bracket	2	a	
<b>18125 KIT (REAR SHOCK ABSORBER &amp; BUSHING)</b>				
B9LY 18125-A	Standard - consists of the following - (1) B9LL-18080-A shock absorber (2) LF-18016-A bushing	2	All	58/59
B9LY 18125-B	Heavy duty - consists of the following - (1) PB8L-18080-A shock absorber (2) B7MY-18198-A insulator	2	All	58/59
<b>18169-70 BRACKET (REAR SHOCK ABSORBER)</b>				
PB8L 18169-A	Mounting - upper - R. H. - use with double eyelet type shock absorbers - @I-501827	1	All	58
PB8L 18170-A	Mounting - upper - L. H. - use with double eyelet type shock absorbers - @I-501826	1	All	58

# Shock Absorber

GROUP AND PART NUMBER	DESCRIPTION, SIZE, ETC.	NO. REQ'D	MODEL OR ENGINE CUBIC INCH DISPLACEMENT	YEAR 19__
<b>18171 WASHER (SHOCK ABSORBER INSULATOR)</b>				
AB 18041-B	Also serviced in 5A484 kit	8	All	56/57
MG 18171-A	Front - inner - shock absorber assembly to frame assembly	2	All	57
LD 18171-A	Also use for export ☆(2) for each front shock absorber - 1957 ☆(1) for each rear shock absorber - 1958, 1959	4	All☆	57/59
MG 18041-A	Also use for export ☆(4) to attach shock absorber to frame - 1957 ☆(4) to attach front shock absorber to lower mounting - 1958, 1959 ☆(4) to attach front shock absorber to fender apron - 1958, 1959 ☆(2) to attach rear shock absorber to mounting plate - 1958, 1959	AR	All☆	57/59
<b>18177 WASHER (FRONT SHOCK ABSORBER INSULATOR)</b>				
LA 18177-A	3/8" I.D. x 1-5/16" O.D.	AR	All	56/57
<b>18193 STUD (REAR SHOCK ABSORBER)</b>				
LE 18193-A	3-5/8" long	2	All	56/57
LF 18193-A	Mounting - lower heavy duty shock absorbers - ⓈI-501828	2	All	58/59
PB8L 18193-A	Mounting - lower - use with heavy duty shock absorbers - ⓈI-502304	2	All	58/59
<b>18196 STUD (REAR SHOCK - UPPER)</b>				
LD 18196-B		2	All	56/57
PB8L 18196-A	Mounting - upper - use with double eyelet type	2	All	58
<b>18198 INSULATOR (FRONT SHOCK ABSORBER)</b>				
AB 18198-A	Front - 1-1/64" O.D. x 25/64" I.D. x 37/64" high - also serviced in 55495 kit	AR	All	56/57
MG 18198-B	Also serviced in 5-5495 kit - Use as follows - (4) for rear shock to upper stud (4) for rear shock to lower stud	AR	All	56/58
B7A 18198-A	ⓈAJ-18198-B	2	All	57
PB7M 18198-A	Use with heavy duty shock absorbers - also use for export - ⓈI-500939	4	All	57/59
<b>18198 KIT (FRONT &amp; REAR SHOCK ABSORBER BUSHING)</b>				
HAK 18198-C	Consists of the following - (2) AB-18031-A seal (2) AB-18039-A washer (2) AB-18041-B washer (4) AB-18198-A insulator (2) 33800-S8 nut (2) 45218-S8 nut	2	All	56
<b>18199 SPACER (REAR SHOCK ABSORBER)</b>				
LF 18199-A	Use with standard and heavy duty shock absorber	2	All	58/59
PB8M 18199-A	Use with heavy duty shock absorber - ⓈI-502303	2	All	58/59
<b>Accessories</b>				
<b>18208 MIRROR (VISOR VANITY)</b>				
BS 18208-B	Kit	1	All	56/57
B9LB 17A679-A		1	All	58
<b>18A310 SERVO (HEATER &amp; AIR CONDITIONER CONTROL)</b>				
	See basic part number 19532			

## Accessories

GROUP AND PART NUMBER	DESCRIPTION, SIZE, ETC.	NO. REQ'D	MODEL OR ENGINE CUBIC INCH DISPLACEMENT	YEAR 19__
<b>18333 KIT (REAR DOOR SAFETY LOCK)</b>				
BH 18333-A		1	73	56
<b>18A339 CLIP (HEATER INLET DUCT TO CORE CASE)</b>				
B8LY 18A339-A	R.H. and L.H. - ☆ 1958 - use on heater and air conditioning ☆ 1959 - use on air conditioning only - ⊕FFC-15762-A	AR	All*	58/59
<b>18342 KIT (TRAFFIC LAMP REFLECTOR) ACCESSORY</b>				
BY 18342-A	Consists of the following - (a)	1	All	56/57
	‡(1) BY-15100-A reflector			
	(2) 33795-S7 nut			
	(2) 34805-S7 lockwasher			
	‡Detail of kit not serviced loose			
33795-S7	Nut-hex. -1/4"-20-reflector to dash panel	2	a	
34805-S7	Lockwasher-1/4" - reflector to dash panel	2	a	
<b>18350 KIT (LICENSE PLATE FRAME &amp; WINDOW) ACCESSORY</b>				
HEK 18350-F	(2) BS-18350-F - frame kit - for all states	1	All	56
HGK 18350-E	(2) BY-18350-E	1	All	56
<b>18358 KIT (COMPASS) ACCESSORY</b>				
FEK 18358-A	Consists of the following -	1	All	56/57
	‡(1) FDU-18348-B compass			
	‡(1) FDU-18351-A key			
	(1) FAA-18954-A Clamp			
	‡Detail of kit not serviced loose			
<b>18A366 RELAY (SERVO CONTROL)</b>				
	See basic part number 12719			
<b>18B371 WIRING (HEATER SWITCH TO FUSE PANEL)</b>				
B6MY 18B371-A	⊕FEK-14310-A	1	All	56/57
<b>18A373 KNOB (HEATER CONTROL)</b>				
B8LY 18A373-B	Chrome - 3 winged design - ⊕FFC-15449-D (a)	1	All	58/59
370442-S8	Screw-set-No. 8-32 x 3/16" - knob to switch	1	a	
<b>18A388 GASKET (HEATER BLOWER HOUSING TO DASH)</b>				
B8LY 18A388-A	Rubber - 5-3/16" I.D. x 5-11/16" O.D. x 1/4" thick - also for air conditioning - ⊕FFC-19028-A	2	All	58/59
<b>18A409 HOUSING (BLOWER L.H.)</b>				
	See basic part number 18A544			
<b>18416 SPACER (AIR CONTROL CABLE TO INSTRUMENT CLUSTER)</b>				
FFC 18416-A	Not used when heater is installed	2	All	58
<b>18A425 DOOR (HEATER AIR FRONT)</b>				
	See basic part number 18A428			
<b>18A428 DOOR (HEATER AIR FRONT)</b>				
B8LY 18A428-A	R.H. - ⊕FFC-19383-D	1	All	58
B8LY 18A425-A	L.H. - ⊕FFC-19088-A	1	All	58
<b>18429 WIRING (AIR CONDITIONER COMPRESSOR CLUTCH FEED)</b>				
FFC 18429-C		1	All	58
FFC 18429-D	Use with air conditioner conversion kit	1	All	58
B9LF 19A565-A	Cowl to clutch	1	All	59
B9LF 19A565-B	Cowl to dash	1	All	59

# Accessories

GROUP AND PART NUMBER	DESCRIPTION, SIZE, ETC.	NO. REQ'D	MODEL OR ENGINE CUBIC INCH DISPLACEMENT	YEAR 19__
<b>18A439 CONNECTOR (LEFT DEFROSTER NOZZLE TO SIDE COWL)</b>				
B8LY 18A439-A	L.H. - also for a/cond. - @FFC-14987-B	1	All	58/59
<b>18455 HEATER &amp; DEFROSTER (FRESH AIR HOT WATER) DUAL UNIT</b>				
FDU 18455-B		(a) 1	All	56
FDU 18467-A	Heater - underseat	(b) 1	All	56/57
42067-S8	Screw-slot hex. hd. tapp. -No. 10-12 x 1/2"	3	b	
353483-S2	Screw-hex. washer hd. -5/16"-24 x 1-1/8"	5	a,b	
<b>18456 BLOWER (HEATER)</b>				
FDU 18456-A	12 volt	(a) 1	All	56/57
FDU 18456-B	Underseat	(a) 1	All	56/57
FFC 18456-C	R.H. - also for air conditioning except heavy duty For L.H. see 17251 ☆ 1958 - use on heater and air conditioning ☆ 1959 - use on air conditioning only	1	All☆	58/59
FFC 18456-D	R.H. - heater only - for L.H. see 17251	1	All	59
32917-S8	Screw-pan hd. tapp. -No. 10-12 x 3/8"	4	a	
32938-S7	Screw-pan hd. tapp. -No. 10-12 x 3/4"	8	a	
34903-S7	Washer-internal tooth lock-No. 10	6	a	
356687-S32	Clip-red & yellow wires to blower mounting	1	a	
<b>18457 DUCT (HEATER INLET)</b>				
FDU 18457-A		1	All	56/57
B9LF 18457-B	R.H. & L.H.	2	All	58/59
<b>18A461-2 DUCT (HEATER SIDE COWL)</b>				
B8LY 18A461-A	R.H. - also for air conditioning - @FFC-15950-D	1	All	58/59
B8LY 18A462-A	L.H. - also for air conditioning - @FFC-15951-D	1	All	58/59
<b>18471 PLENUM CHAMBER (HEATER)</b>				
FDU 18471-D	Underseat	(a) 1	All	56
FEL 18471-A	Underseat	(a) 1	All	57
FFC 18471-A	R.H. and L.H. - for heater	2	All	58/59
42067-S8	Screw-slot-hex. hd. tapp. -No. 10-12 x 1/2"	1	a	
<b>18472 HOSE (HEATER)</b>				
FDA 18472-A	5/8" I.D. x 100 ft. long - cut to service heater hose & air conditioning	(a) AR	All	56/59
FFC 18472-L	Bulk - 100 ft. roll - 3/4" I.D. also for a/cond.	AR	All	58
31497-S8	Screw-hex. washer hd. tapp. -No. 4-10 x 1/2"-hose to cross member	1	a	
351790-S	Nipple-hose to water pump	1	a	
351799-S8	Nipple-hose to pump heads	3	a	
353806-S8	Clip-hose to cross member No. 2	1	a	
<b>18476-7 CORE (HEATER)</b>				
FAB 18476-A	9-5/8" long - underseat heater	(a) 1	All	56/57
FAA 18476-A	9-17/32" long	(a) 1	All	56/57
	R.H. and L.H. - heater only	2	All	58/59
FFC 18476-A	R.H. ☆ 1958 - use on air conditioning only ☆ 1959 - use on air conditioning only	(b) 1	All☆	58/59
FFC 18477-A	L.H. ☆ 1958 - use on air conditioning only ☆ 1959 - use on air conditioning only	(b) 1	All☆	58/59
42067-S8	Screw-slot hex. hd. tapp. -No. 10-12 x 1/2"-core to case	4	a	
42727-S8	Screw & washer-flat-No. 10-32 x 3/8"-core to support	2	b	
370162-S	Grommet-tube thru case	2	b	

## Accessories

GROUP AND PART NUMBER	DESCRIPTION, SIZE, ETC.	NO. REQ'D	MODEL OR ENGINE CUBIC INCH DISPLACEMENT	YEAR 19__
<b>18481 BRACKET (HEATER HOSE SUPPORT)</b>				
FFC 18481-C	Used for air conditioner & heater For air conditioner only	2 2	All All	58 59
FFC 18481-D		1	All	58/59
<b>18489 CONNECTOR (HEATER BLOWER TO AIR DUCT)</b>				
B6A 18489-A	6-1/4" long - @FDR-18489-A	AR	All	56/57
FDK 18489-B	NS-5-1/4" long - cut from B6A-18489-A	1	All	56/57
FEK 18489-B	R. H. & L. H. - rubber 3-3/4" sq. x 1-23/64" wide	2	All	58
	Heater - case to blower - neoprene - 2.25" long x 3.70" wide x 3.34" high	2	All	59
FFC 18489-B	Heater - steel reinforced - 14" long x 3.86" wide x 3.86" high	2	All	59
<b>18490-1 NOZZLE (DEFROSTER)</b>				
FFC 18490-C	R. H. - heater only	1	All	58/59
FFC 18490-F	R. H. - use with a/cond.	1	All	58/59
FFC 18491-F	L. H. - use with a/cond.	1	All	58/59
FFC 18491-G	L. H. - heater only - alternate with FFC-18491-H	1	All	58/59
FFC 18491-H	L. H. - for heater only - alternate with FFC-18491-G	1	All	58/59
<b>18495 VALVE (HEATER WATER CONTROL)</b>				
B8C 18495-A	@FDD-18495-B	1	All	56/57
<b>18502 VALVE (HEATER TEMPERATURE REGULATOR)</b>				
FDU 18502-A	(2) vertical outlets - pointing downward (a)	1	All	56/57
B9FL 18502-A	Also for air conditioner	1	All	58/59
42037-S8	Screw-hex. hd. -No. 10-12 x 1-1/4"	2	a	
52726-S8	Screw-pan hd. tapp. -No. 8-15 x 1/2"	1	a	
<b>18504-5 WHEEL (HEATER BLOWER)</b>				
FAA 18504-A	Counter clockwise rotation - underseat	1	All	56/57
FAB 18504-A	Clockwise rotation	1	All	56/57
FFC 18504-A	R. H. - 5-1/4" dia. - counter clockwise rotation ☆ 1958 - use for heater and air conditioning ☆ 1959 - use for air conditioning only	1	All☆	58/59
	L. H. - 5-1/4" dia. - clockwise rotation ☆ 1958 - use for heater and air conditioning ☆ 1959 - use for air conditioning only	1	All☆	58/59
B7A 18504-C	R. H. - counter clockwise - for heater only	1	All	59
B8E 18504-A	L. H. - clockwise - for heater only - @FFA-18504-B	1	All	59
<b>18518 CONTROL CABLE (HEATER SERVO)</b>				
FDU 18518-B	17" long (a)	1	All	56/57
FFC 18518-Y	41-1/4" long - use for right vent - use only with first and second type servos - color coded "YELLOW"	(b) 1	All	58
	32-7/8" long - use for left vent - color coded "YELLOW"	(b) 1	All	58/59
FFC 18518-V	39-3/4" long - use for left front defroster - "BLUE"	(b) 1	All	58/59
FFC 18518-AB	33-7/8" long - use for left rear damper - color coded "WHITE"	1	All	58/59
FFC 18518-AC	49-7/16" long - use for right rear damper - color coded "WHITE"	(b) 1	All	58/59
FFC 18518-AD	41-1/2" long - use for right vent - use only with third type servo - color coded "YELLOW"	(b) 1	All☆	58/59
	☆ 1958 - use only with third type servo only ☆ 1959 - All			

CONTINUED ON NEXT PAGE

# Accessories

GROUP AND PART NUMBER	DESCRIPTION, SIZE, ETC.	NO. REQ'D	MODEL OR ENGINE CUBIC INCH DISPLACEMENT	YEAR 19__
<b>18518 CONTROL CABLE (HEATER SERVO) CONTINUED</b>				
FFC 18518-AE	36" long - use for heater temperature regulator (b) color coded "RED"	1	All	58/59
B9LF 18518-D	35-1/2" long - use for right front defroster - color coded "BLUE"	1	All	58/59
41034-S8	Screw-slot hex. hd. tapp. - No. 8-32 x 3/8" - control and clamp to housing	AR	b	
41556-S8	Screw-No. 10-32 x 3/8" - control to ducts	AR	b	
45247-S8	Nut-stamped-7/16"-20	2	b	
353261-S8	Clip-control cable to valve	1	a	
<b>18519 KNOB (HEATER REGULATOR CONTROL)</b>				
FAD 18519-A	A/cond. - black with chrome depression 29/32" O. D. (a)	2	All except 76	56/57
FDU 18519-B	Heater - 1-3/32" long - 1/2" O. D. taped to 21/64"	4	All	56/57
89730-S	Screw-set-No. 8-32 x 1/4" - for knob FAD 18519-A	2	a	
<b>18527 MOTOR (REAR WINDOW DEFROSTER)</b>				
B6A 18527-D	12 volt - clockwise rotation - ⊕FDR-18527-A (a)	1	All	56/57
FDU 18527-B	12 volt - counter clockwise rotation - underseat (a)	1	All	56/57
B8T 18527-A	12 volt - R. H. - counter clockwise rotation - used with heater - ⊕FFC-18527-B	1	All	58
FFC 18527-A	12 volt - L. H. - clockwise rotation - used with heater only	1	All	58
32916-S8	Screw-pan hd. tapp. - No. 8-15 x 3/8"	1	a	
34079-S8	Nut-hex. - No. 10-32	4	a	
34902-S8	Lockwasher-No. 8	1	a	
34903-S8	Lockwasher-No. 8	4	a	
<b>18527 MOTOR (HEATER BLOWER)</b>				
B7A 18527-C	L. H. - clockwise - used with air conditioner - also serviced in 19A611 kit for R. H. see 19805 - ⊕FEG-19805-B	1	All	58/59
B8T 18527-A	R. H. - counter-clockwise - used with heater - ⊕FFC-18527-B	1	All	59
FFC 18527-A	L. H. - clockwise - used with heater	1	All	59
<b>18A544 HOUSING (BLOWER)</b>				
B8LY 18A544-A	R. H. - for heater and a/cond. ★ 1958 - use for heater and air conditioning ★ 1959 - use for air conditioning only - ⊕FFC-18568-B	1	All★	58/59
B8LY 18A409-A	L. H. - for heater and a/cond. - ⊕FFC-17372-B	1	All	58/59
B8LY 18A544-B	R. H. - heater only - ⊕FFC-18568-C	1	All	59
B9LY 18A409-A	L. H. - heater only - ⊕FFC-17372-C	1	All	59
<b>18545 NUT (HEATER BLOWER SWITCH)</b>				
FDU 18545-A	Chrome - 11/16" O. D. x 9/16" I. D. with (2) - 5/64" slots	2	All	56/57
<b>18548 CONTROL CABLE (DEFROSTER)</b>				
FDU 18548-C	82-1/2" long	1	All	56/57
<b>18556 HOSE (HEATER DEFROSTER)</b>				
FDK 18556-C	20" long	AR	All	56/57
FDU 18556-A	24" long	1	All	56/57
FDU 18556-B	NS-19-51/64" long - cut from FDK-18556-C	1	All	56/57
FDU 18556-C	NS-19-1/2" long - cut from FDU-18556-A	1	All	56/57
FDU 18556-D	NS-9-1/4" long - cut from FDK-18556-C	1	All	56/57
<b>18559 BEZEL (SWITCH)</b>				
FDU 18559-A	Defroster - with the word defroster on bezel	1	All	56/57

## Accessories

GROUP AND PART NUMBER	DESCRIPTION, SIZE, ETC.	NO. REQ'D	MODEL OR ENGINE CUBIC INCH DISPLACEMENT	YEAR 19__
<b>18561 CONTROL (HEATER REGULATOR)</b>				
FDU 18561-C	R. H.	(a) 1	All	58/57
FFC 18561-G		(a) 1	All	58
B9FL 18561-A	Gray - used with heater	1	53A, B, 57A, B, 63A, B	58/59
B9FL 18561-C	Gold - used with heater	1	54A, 65A, 68A, 75A	59
37611-S8	Screw-fill. hd. -No. 8-32 x 1/4" (1) For R. H. heater regulator control (1) For L. H. heater regulator control	4	a	
<b>18570 GASKET (HEATER TO DASH)</b>				
FAA 18570-A	For heater - R. H. and L. H.	2	All	59
<b>18572 CLAMP (HEATER HOSE)</b>				
1C 18572-A	57/64" I. D. x 1/2" wide - stamped 1C-A2 - (2) inlet tube to temp. valve hose (2) temp. valve hose to temp. valve (2) temp. valve to heater core inlet hose (2) heater core inlet hose to core inlet (2) heater core outlet to hose (2) heater core outlet hose to tube (1) fuel vent tube tee to outlet (2) fuel vent tee outlet tube to surge tank - inlet and outlet (1) for battery tray drain hose (2) brake booster manifold hose to intake manifold to booster tube and booster assembly (2) hose reservoir to booster to booster assembly and reservoir assembly brake	AR	All	56/59
<b>18578 SWITCH (HEATER BLOWER)</b>				
FDU 18578-B	Used with heater and defroster	(a) 2	All	56/57
FFC 18578-C	Also used with a/cond.	(a) 1	All	58
B9FL 18578-A	Also used with a/cond.	1	All	59
42066-S8	Screw-slot-hex. hd. tap. -No. 8-15 x 1/2"	1	a	
<b>18581 PLATE (HEATER MOTOR MOUNTING)</b>				
FAB 18581-A		1	All	57
FFC 18581-B	R. H. & L. H.	2	All	58/59
<b>18583 GASKET (HEATER BLOWER MOTOR MOUNTING)</b>				
FDA 18583-A	1-7/16" I. D. with (2) 13/64" holes for heater	2	All	56/59
FEG 18583-B	Use with air conditioner conversion kit	2	All	58
FFC 18583-B	5-3/8" I. D. x 5-7/8" O. D. x 1/8" thick for air conditioner	2	All	58/59
<b>18584 CONNECTOR (HEATER BLOWER DUCT TO AIR VALVE)</b>				
FAA 18584-B	26" long	AR	All	56/57
FDH 18584-A	NS-6-5/8" long - cut from FAA-18584-B	1	All	56/57
<b>18598 BEZEL (SWITCH)</b>				
FDU 18598-A	Blower - with the word heat on bezel	1	All	56/57
<b>18599 ELBOW (HOT WATER HEATER CONNECTION)</b>				
FFC 18599-G	Also for air conditioning - 90° angle	1	All	58/59
COLF 18599-A	30° also for air conditioning	1	All	58/59
<b>18A603 CASE &amp; INSULATOR (HEATER CORE)</b>				
	See basic part number 15438			
<b>18608 SWITCH (RADIO FOOT CONTROL)</b>				
FDU 18608-B		(a) 1	All	56/57
FFC 18608-A	With wire	1	All	58/59
52721-S8	Screw-cr. pan hd. tapp. -No. 10-12 x 3/8"	3	a	



# Accessories

GROUP AND PART NUMBER	DESCRIPTION, SIZE, ETC.	NO. REQ'D	MODEL OR ENGINE CUBIC INCH DISPLACEMENT	YEAR 19__
<b>18616 WASHER (HEATER CONTROL LEVER THRUST)</b>				
FAB 18616-A	Used with air conditioning	1	All except 76	56
<b>18621 PIN (AIR CONDITIONER TEMPERATURE REGULATOR PIVOT)</b>				
FAB 18621-A	7/16" long with 3/8" O. D. head	1	All except 76	56
<b>18A627 WIRING (HEATER SWITCH TO BLOWER MOTOR)</b>				
B8LY 18A627-A	Use with air conditioner conversion kit - ⊕FFC-14309-A	1	All	58
<b>18A628-9 DUCT &amp; INSULATOR (HEATER INLET)</b>				
	See basic part number 15440-1			
<b>18631 MOTOR (REAR WINDOW DEFROSTER)</b>				
FDU 18631-A		(a) 2	All except 76	56/57
32916-S8	Screw-pan hd. tapp. -No. 8-15 x 3/8"	1	a	
34079-S8	Nut-hex. -No. 10-32	4	a	
34902-S8	Lockwasher-No. 8	1	a	
34903-S8	Lockwasher-No. 8	4	a	
<b>18646 CONTROL (HEATER REGULATOR)</b>				
FDU 18646-C	L. H.	(a) 1	All	56/57
37611-S8	Screw-fill. hd. -No. 8-32 x 1/4"	4	a	
42067-S8	Screw-slot-hex. hd. tap. - No. 10-12 x 1/2" (1) req'd. - for R.H. heater regulator control (1) req'd. - for L.H. heater regulator control	2	a	
<b>18648 HOSE (HEATER WATER CONTROL VALVE TO ENGINE)</b>				
FDU 18648-A	11" long - formed length	1	All	56
<b>18650 KNOB (AIR CONTROL)</b>				
FFC 18650-A		2	All	58
<b>18658 SEAL (HEATER CORE TO CASE)</b>				
FFC 18658-A	For heater	2	All	59
<b>18662 SEAL (VENTILATION DUCT)</b>				
FFC 18662-A	Use with air conditioner conversion kit	1	All	58
<b>18663 TUBE (HEATER WATER OUTLET)</b>				
FDL 18663-A	9" long - formed length - for air conditioning	(a) 1	All except 76	56
FDU 18663-B		(a) 1	All	56/57
FEL 18663-A	For air conditioning	(a) 1	All except 76	57
87948-S8	Nut-inverted flared tube-5/8"	1	a	
354119-S8	Nipple-outlet to pump-also for air conditioning	1	a	
359203-S	Elbow-90° -L. H. outlet tube to water pump	1	a	
<b>18669 DEFLECTOR (HEATER INLET DUCT AIR)</b>				
FFC 18669-A	R. H. and L. H. - for heater	2	All	59
<b>18670 CASE (UNDERSEAT HEATER) UPPER</b>				
FDU 18670-A		(a) 1	All	56/57
42060-S8	Screw-hex. hd. tapp. -No.10-12 x 3/8"-to lower case	6	a	
<b>18A672 HOSE (HEATER AIR DISCHARGE)</b>				
B8LY 18A672-A	R. H. - 12" long - ⊕FFC-15998-C	1	All	58/59
<b>18687 GASKET (HEATER TO FLOOR)</b>				
FDU 18687-A		2	All	56/57
<b>18689 GASKET (HEATER BLOWER TO DUCT)</b>				
FAA 18689-B	3-45/64" x 5-1/8"	1	All	56/57
<b>18A693 GASKET (PLENUM CHAMBER TO SIDE COWL PANEL)</b>				
B9LY 18A693-A	For heater - ⊕FFC-12705-A	2	All	59

# Accessories

GROUP AND PART NUMBER	DESCRIPTION, SIZE, ETC.	NO. REQ'D	MODEL OR ENGINE CUBIC INCH DISPLACEMENT	YEAR 19__
<b>18696 TUBE (HEATER WATER INLET)</b>				
FAB 18696-A	26-5/8" long	(a) 1	All	56
FDL 18696-B	20" long	(a) 1	All	56
FDU 18696-A	18-51/64" long	(a) 1	All	56
359203-S	Elbow-90° -connector inlet tube to heads	1	a	
<b>18704 SWITCH (REAR WINDOW DEFROSTER)</b>				
FDK 18704-A		1	All except 76	56/57
<b>18714 DUCT (UNDERSEAT HEATER BLOWER INLET)</b>				
BY 18714-A		(a) 1	All	56/57
353714-S2	Screw-hex. washer hd. -5/16"-24 x 1"	1	a	
357261-S2	Retainer-nut-5/16"-24	1	a	
<b>18720 DUCT (UNDERSEAT HEATER TO BLOWER)</b>				
FDU 18720-B		(a) 1	All	56/57
42014-S8	Screw-hex. washer hd. tapp. -No. 10-12 x 5/8"	4	a	
<b>18726 CLIP (HEATER DOOR)</b>				
FAA 18726-A		1	All	56/57
<b>18753 CLAMP (HEATER AIR INLET DUCT SLEEVE)</b>				
FFC 18753-A	For heater only - 4" square	2	All	59
<b>18A801 RADIO ASSEMBLY (A. M. )</b>				
	See basic part number 15801			
<b>18805 KIT (RADIO RECEIVER)</b>				
HHK 18805-C	Kit - consists of the following - ‡ (1) FEL-18805-C radio ‡ (1) FDU-18606-A foot control switch ‡ Detail of kit not serviced loose	(a) 1	All	57
FFC 18805-C		1	53, 57, 63	58
33795-S7	Nut-hex. hd. -1/4"-20-to instrument panel	2	a	
34940-S7	Lockwasher-external tooth-1/4"-to instrument panel	2	a	
44720-S8	Washer-flat-1/4"-to instrument panel	2	a	
<b>18808 SPEAKER (RADIO)</b>				
FDT 18808-A	Front	(a) 1	All	56/57
FFC 18808-B	Front - 4" - PM	1	All	58/59
FFC 18808-C	Front - 6" x 9"	1	All	58/59
354563-S8	Screw-rd. hd. tapp. -No. 10-12 x 2"	2	a	
<b>18A809 GEAR &amp; PULLEY (ANTENNA CONTROL CABLE)</b>				
B8LY 18A809-A	Electric - reel type "A" - ⊕FFC-14862-B	1	All	58
B8LY 18A809-B	Electric - reel type "B" - ⊕FFC-14862-C	1	All	58
B9LF 18A809-A	For electric antenna	1	All	59
<b>18811 SUPPRESSOR (IGNITION COIL TO DISTRIBUTOR)</b>				
FFC 18811-B		1	All	56/59
<b>18812 CABLE (RADIO ANTENNA LEAD-IN)</b>				
FDU 18812-A	Electric - cable type	(a) 1	All	56/57
FDU 18812-B	Used for late type service antennas	1	All	56/57
FEL 18812-A	Electric - reel type "A"	(a) 1	All	56/57
FFC 18812-B	☆ 1958 - L.H. - electric - reel type "A" or "B"- 223" long ☆ 1959 - L.H. - All	1	All☆	58/59
FFC 18812-C	☆ 1958 - R.H. - use as extension tandem cable 120" - reel type "A" or "B" ☆ 1959 - R.H. - All	1	All☆	58/59
32909-S8	Screw-pan hd. tapp. -No. 18-15 x 1/4"	2	a	

# Accessories

GROUP AND PART NUMBER	DESCRIPTION, SIZE, ETC.	NO. REQD	MODEL OR ENGINE CUBIC INCH DISPLACEMENT	YEAR 19__
<b>18813 KIT (RADIO ANTENNA)</b>				
FEL 18813-B	Electric reel type (a)	1	All	56/57
COLY 18813-B	Electric - also needed for initial installation on 1958/59 (1) FFC-11875-A bezel (1) B9LF-18998-A wiring (1) B9LF-18863-A switch	1	All	58/59
20309-S8	Bolt-hex. hd. -1/4"-28 x 1/2"	1	a	
32909-S8	Screw-pan hd. tapp. -No. 8-15 x 1/4"-mast to drive cover	3	a	
32948-S2	Screw-rd. hd. tapp. -No. 8-18 x 1"-cover to drive	1	a	
33132-S7	Screw-rd. hd. tapp. -No. 8-18 x 3/4"-cover to drive	1	a	
34441-S8	Nut-lock-1/4"-28-bracket to motor & tube	1	a	
34940-S7	Lockwasher-external tooth-1/4"	1	a	
44719-S8	Washer-flat-1/4"	1	a	
52829-S8	Screw-cr. pan hd. tapp. -No. 8-18 x 1-1/2"	1	a	
<b>18817 KNOB (RADIO CONTROL)</b>				
FDU 18817-B	Volume - white	AR	All	56/57
FDU 18824-A	Tuning - white	1	All	56/57
FFC 18817-A	(2) for AM radio & (2) for FM tuner	AR	All	58/59
<b>18830 DISC (RADIO TONE CONTROL)</b>				
FDU 18830-A	1-19/64" O. D. - chrome	2	All	56/57
FFC 18830-A	(2) for AM radio & (2) for FM tuner	AR	All	58/59
<b>18832 CONDENSER (RADIO VOLTAGE REGULATOR)</b>				
FAA 18832-A		1	All	56/58
<b>18836 SCREEN (RADIO SPEAKER)</b>				
FDU 18836-B		1	All	56/57
<b>18842 BEZEL (RADIO CONTROL)</b>				
FDU 18842-B	5-35/64" long	1	All	56/57
<b>18846 ESCUTCHEON (RADIO RECEIVER)</b>				
FFC 18846-B	For FM radio	1	All	58/59
<b>18A848 ROD &amp; CONNECTOR (RADIO ANTENNA)</b>				
B9LF 18A848-A	For electric antenna	1	All	59
<b>18850 MOTOR &amp; TUBE (ANTENNA)</b>				
B9LF 18850-A	Use with manual operated switch R. H. or L. H.	1 AR	All All	56/58 59
FFC 18850-J	R. H. or L. H. - reel type "B" - long wire - shorten for left side	1	All	58
<b>18A854 SPRING (ANTENNA ACTUATOR DRIVE CLUTCH) TENSION</b>				
B9LF 18A854-A	For electric antenna	1	All	59
<b>18A855 MAST (ANTENNA INNER &amp; CENTER)</b>				
B9LF 18A855-A	For electric antenna	1	All	59
<b>18A856 INSULATOR (ANTENNA OUTER MAST)</b>				
B9LF 18A856-A	For electric antenna	1	All	59
<b>18863 SWITCH (ELECTRIC ANTENNA)</b>				
FDU 18863-B	White	1	All	56
FEL 18863-A	(a)	1	All	57
FEL 18863-B	Used with air conditioning (a)	1	All	57
B9LF 18863-A	For electric antenna	1	All	59
34938-S8	Lockwasher-No. 8-to instrument back plate	2	a	
51564-S8	Screw-cr. fil. hd. -No. 8-32 x 3/8"-to instrument back plate	2	a	

# Accessories

GROUP AND PART NUMBER	DESCRIPTION, SIZE, ETC.	NO. REQ'D	MODEL OR ENGINE CUBIC INCH DISPLACEMENT	YEAR 19__
<b>18865 NUT (ANTENNA DOME)</b>				
FDU 18865-B	Electric - cable or reel type "A" or "B"	AR 1	All All	56/58 59
<b>18871 CONDENSER (RADIO FUEL GAGE)</b>				
FDA 18871-A	Mounted behind C. V. regulator	1	All	57
<b>18885 VIBRATOR (AUTOMATIC HEADLAMP DIMMER)</b>				
FDK 18885-A	Vendor No. 15-76659	1	All	56
<b>18888 SUPPORT (RADIO RECEIVER)</b>				
FFC 18888-D	AM receiver center - rear	1	All	58/59
FFC 18888-E	R. H. - FM receiver	1	All	58/59
<b>18890 SUPPORT (RADIO RECEIVER)</b>				
FFC 18890-B	L. H. - FM receiver	1	All	58/59
<b>18897 INSULATOR (ANTENNA MOUNTING)</b>				
FDU 18897-D	Electric - cable or reel type	1	All	56/57
FFC 18897-A	☆ 1958 - R.H. and L.H. - electric reel type "A" or "B" and manual ☆ 1959 - R.H. and L.H. - All	1	All☆	58/59
<b>18898 GASKET (ANTENNA LEAD-IN TO CONNECTOR TUBE)</b>				
FDU 18898-D	Electric - cable or reel type - rubber	1	All	56/57
FFC 18898-B	Electric - reel type - rubber - "A" or "B" & manual	AR 1	All All	58 59
<b>18A900 WIRING (REAR SEAT SPEAKER)</b>				
B8LY 18A900-A	225" long - ⊕FFC-14571-A	1	53, 57, 63	58/59
<b>18A904 PLUG (ANTENNA LEAD-IN CABLE)</b>				
B9LF 18A904-A	For electric antenna	1	All	59
<b>18912 GROMMET (ANTENNA LEAD-IN SEAL)</b>				
8M 18912	1-7/8" O. D.	2	All	56/57
<b>18921 COLLAR (ANTENNA)</b>				
FFC 18921-A	Electric - reel type "B"	1	All	58
<b>18936 BASE (ANTENNA)</b>				
FFC 18936-A	Electric - reel type "B"	1	All	58
<b>18937 CAP (RADIO FOOT CONTROL SWITCH)</b>				
FDU 18937-A	Also for headlamp foot switch	1	All	56/58
<b>18939 BRACKET (ANTENNA MOUNTING)</b>				
FFC 18939-A	R. H. & L. H. - type "A" or "B" & manual	(a) AR 1	All All	58 59
	34825-S7 Washer-lock-1/4"	2	a	
	44719-S8 Washer-flat-1/4"	2	a	
<b>18A952 CHOKE (RADIO RECEIVER SUPPRESSION)</b>				
B7LY 18A952-A	Mounted behind C. V. regulator - ⊕FEL-15945-A	1	All	57
<b>18954 CLAMP (DISTRIBUTOR TO SPARK PLUG WIRES)</b>				
FAA 18954-A	7" long	2	368	56/57
<b>18954 CLAMP (RADIO ANTENNA HOSE)</b>				
FAA 18954-A	Use for multi-luber, heater, radio, power windows and a/cond.	AR	All	56/59

## Accessories

GROUP AND PART NUMBER	DESCRIPTION, SIZE, ETC.	NO. REQ'D	MODEL OR ENGINE CUBIC INCH DISPLACEMENT	YEAR 19__
<b>18A956 MAST &amp; HOUSING (RADIO ANTENNA)</b>				
B8LY 18A956-A	R. H. or L. H. - manual - @LED-FFC-12544-A, @BP9M-12544-A Also refer to basic part number 19107-9	AR	All	58/59
<b>18962 PLATE (RADIO SPEAKER MOUNTING)</b>				
FDU 18962-A	8-63/64" tapered to 11-35/64" long x 6-7/8" wide	1	All	56/57
<b>18966 GROMMET (RADIO ANTENNA)</b>				
FDU 18966-A	19/32" O. D. x 1/4" I. D. - rubber - cable type	1	All	56/57
<b>18971 SPEAKER (REAR SEAT)</b>				
FDU 18971-B	6" x 9"	(a) 1	All	56/58
		1	53A, B, 57A, B, 63A, B	59
	33900-S Nut-wing-No. 8-32-to radio speaker plate	4	a	
	44713-S8 Washer-flat-No. 10-to speaker plate	4	a	
<b>18976 GRILLE &amp; SCREEN (SPEAKER)</b>				
FDU 18976-A	Rear seat	(a) 1	All	56/57
	33900-S Nut-wing-No. 8-32-to package tray panel	4	a	
<b>18977 CAM &amp; PLATE (HEATER SERVO)</b>				
FFC 18977-D	For manual controlled servo - to be used with FFC-15792-F - for early manual controlled servo	1	All	58
FFC 18977-E	For electric controlled servo	1	All	58/59
<b>18988 ROLLER (HEATER SERVO ARM)</b>				
FFC 18988-B	5/32" I. D. x 5/16" O. D. (5) req'd. - for heater (6) req'd. - for air conditioning	AR	All	58/59
<b>18998 WIRING (ANTENNA SWITCH FEED)</b>				
FEL 18998-A	27" long - reel type	1	All	57
B9LF 18998-A	For cars with manual operated switch - 19" long - use for cars built prior to 4-20-59	1	All	58/59
B9LF 18998-B	Antenna feed - 21 1/2" long	1	All	59
<b>19008 DAMPER (ANTENNA VIBRATION)</b>				
FFC 19008-C	☆ 1958 - R. H. and L. H. - rubber type - "A" or "B" ☆ 1959 - All	1	All☆	58/59
<b>19020 BEARING (HEATER SERVO MOTOR DRIVESHAFT) FRONT</b>				
B8E 19020-A	Also for air conditioning - @FEY-19020-A	1	All	58/59
<b>19025 BEARING (HEATER SERVO MOTOR DRIVESHAFT) REAR</b>				
FFC 19025-A	Also for air conditioning	1	All	58/59
<b>19033 DRIVESHAFT (HEATER SERVO MOTOR)</b>				
FFC 19033-A	Also for air conditioning	1	All	58/59
<b>19034 COUPLING (HEATER SERVO MOTOR DRIVESHAFT)</b>				
B8E 19034-A	Also for air conditioning - @FEY-19034-A	1	All	58/59
<b>19041 MAST HOUSING &amp; CONTACT (ANTENNA)</b>				
FEL 19041-A	Reel type "A"	1	All	56/57
FFC 19095-A	Reel type "A"	1	All	58
<b>19044 ARM (ANTENNA DRIVE TENSION SPRING)</b>				
B9LF 19044-A	For electric antenna	1	All	59
<b>19045 CONNECTOR (ANTENNA LEAD-IN)</b>				
FFC 19045-A	Electric - reel type "A" or "B"	AR	All	58

# Accessories

GROUP AND PART NUMBER	DESCRIPTION, SIZE, ETC.	NO. REQ'D	MODEL OR ENGINE CUBIC INCH DISPLACEMENT	YEAR 19__
<b>19046 ACTUATOR (ANTENNA LIMIT SWITCH)</b>				
FFC 19046-A	Electric - reel type "A"	1	All	58
<b>19061 CHASSIS (RADIO AUDIO)</b>				
FFC 19061-B		1	All	58
B9LF 19061-A		1	All	59
<b>19067 RETAINER (ANTENNA ACTUATOR WIRE)</b>				
FFC 19067-A	Electric - reel type "A"	1	All	58
<b>19093 HOUSING (ANTENNA ACTUATOR)</b>				
FFC 19093-A	Reel type "A" (a)	1	All	56/58
B9LF 19093-A	For electric antenna	1	All	59
31527-S	Screw-hex. w/hd. tapp. -No. 14-10 x 1/2"-mast housing mounting screw	2	a	
32851-S	Screw-rd. hd. tapp. -No. 8-15 x 3/8"-lead in cable to mast	2	a	
32883-S	Screw-rd. hd. tapp. -No. 8-15 x 1"-motor to housing	2	a	
34080-S	Nut-hex. hd. -No. 12-28-cover to housing	1	a	
34824-S	Washer-lock-No. 12-cover to housing	1	a	
<b>19094 COVER (ANTENNA ACTUATOR HOUSING)</b>				
FEC 19094-A	Reel type "A" For electric antenna	1	All	56/57
		1	All	59
FFC 19094-A	Reel type "B" (a)	1	All	58
FFC 19094-B	Reel type "A" (a)	1	All	58
358500-S8	Screw & washer-fill hd. -No. 10-24 x 3/8"-attaches cover & retainer to base	1	a	
370849-S	Washer-flat-felt pad-5/16"	1	a	
<b>19095 KIT (RADIO ANTENNA HOUSING &amp; OUTER MAST)</b>				
HJK 19095-A	Electric - type "A" Consists of the following - (1) FFC-19045-A connector (1) FFC-19095-A housing (1) FEK-19096-A gasket (1) FFC-19109-A mast - outer (1) FEK-19110-A insulator (1) FDU-19116-A insulator (2) 52720-S8 screw	1	All	58
<b>19096 GASKET (ANTENNA LEAD-IN CONNECTOR)</b>				
FEC 19096-A	R. H. or L. H. - electric - reel type "A"	1-2	All	58
B9LF 19096-A	For electric antenna	1	All	59
<b>19104 RETAINER (ANTENNA CONTROL CABLE)</b>				
FDU 19104-A	Electric - cable type (a)	1	All	56/57
FEL 19104-A	Electric - reel type (a)	1	All	56/57
FFC 19104-A	Electric - reel type "A"	1	All	58
FFC 19104-B	Electric - reel type "B" (b)	1	All	58
B9LF 19104-A	For electric antenna	1	All	59
32909-S8	Screw-pan hd. tapp. -No. 8-15 x 1/4"	2	a	
358500-S8	Screw & washer-fill hd. -No. 10-24 x 3/8"-attaches cover & retainer to base	1	b	
359354-S	Washer-"C" type-snap ring	1	a	
370354-S	Washer-flat-5/16" spaces	AR	a	
370355-S	Eyelet-1/4" x 3/8"-snap ring to cover	1	a	
<b>19105 DRIVE (ANTENNA ACTUATOR)</b>				
FDU 19105-A	Electric - cable type (a)	1	All	56/57
FEC 19105-A	Electric - reel type (a)	1	All	56/57
33138-S7	Screw-rd. hd. tapp. -No. 8-18 x 7/8"	3	a	

## Accessories

GROUP AND PART NUMBER	DESCRIPTION, SIZE, ETC.	NO. REQ'D	MODEL OR ENGINE CUBIC INCH DISPLACEMENT	YEAR 19__
<b>19107-9 MAST (ANTENNA)</b>				
FDU 19107-A	Center - cable or reel type "A"	1	All	56/57
FDU 19108-A	Inner - with cable - cable type "A"	1	All	56/57
FEL 19108-A	Inner - with cable - reel type "A"	1	All	56/57
FDU 19109-A	Outer casing - cable or reel type "A"	1	All	56/57
FFC 18828-A	Electric - reel type "B" - inner, center and outer without nylon control cable	1	All	58
B8LY 18A956-A	R. H. or L. H. - manual - ⊕LED-FFC-12544-A, ⊕PB8M-12544-A	AR	All	58
FFC 19108-A	☆ 1958 - Inner and center with cable type "A" ☆ 1959 - Inner and center - All	1	All☆	58/59
B9LF 19109-A	Outer - electric antenna	1	All	59
<b>19110 INSULATOR (ANTENNA MAST)</b>				
FEK 19110-A	☆ 1958 - Electric - cable or reel type "A" ☆ 1959 - All	1	All☆	56/59
<b>19112-3 MOTOR (ANTENNA DRIVE)</b>				
FEL 19112-A	Reel type "A" (a)	1	All	56/57
FDU 19113-A	Cable type (a)	1	All	56/57
FFC 19112-A	Reel type "B"	1	All	58
FFC 19112-B	Reel type "A"	1	All	58
B9LF 19112-A	For electric antenna	1	All	59
353077-S	Ball-steel-5/32"-armature thrust bearing-type "A"	1	a	
<b>19116-7 INSULATOR (ANTENNA MOTOR COVER)</b>				
FDU 19117-A	Lower	1	All	56/57
FDU 19116-A	Upper - reel type "A"	1	All	56/58
FEL 19117-A	Lower - reel type "A" - serves as center mast stop	1	All	56/58
<b>19118 SPRING (ANTENNA DRIVE TENSION)</b>				
FDU 19118-A	Electric - reel type "A"	1	All	56/58
FFC 19118-A	Electric - reel type "B"	1	All	58
<b>19120 WASHER (ANTENNA CENTER MAST STOP)</b>				
FDU 19120-A	Electric - cable or reel type "A"	1	All	56/58
<b>19121 RETAINER (ANTENNA DRIVE TENSION SPRING)</b>				
FEK 19121-A	Reel type "A"	2	All	56/58
		1	All	59
<b>19126 NUT (ANTENNA MAST)</b>				
FDU 19126-A	Cable or reel type "A" or "B"	1	All	56/58
<b>19203 HANDLE (HEATER DEFROSTER OUTLET DOOR)</b>				
FAB 19203-A	(a)	1	All	56/57
32909-S8	Screw-pan hd. tapp. - No. 8-15 x 1/4"	1	a	
<b>19233 CABLE (HEATER TEMPERATURE REGULATOR CONTROL DRIVE)</b>				
FFC 19233-E	51" long - with rack - also for air conditioning (a)	1	All	58
42059-S8	Screw-slot-hex. hd. tapp. - No. 8-15 x 3/8"-cable to control	2	a	
353261-S8	Clip-cable to plate	1	a	
<b>19246 KIT (CURB SIGNAL) ACCESSORY</b>				
BY 19246-A		1	All	56/58
<b>19248 HOUSING (RADIO SPEAKER)</b>				
FDU 19248-AP		1	All	56/57

# Accessories

GROUP AND PART NUMBER	DESCRIPTION. SIZE, ETC.	NO. REQ'D	MODEL OR ENGINE CUBIC INCH DISPLACEMENT	YEAR 19__
<b>19254 CONTACT (ANTENNA GROUND)</b>				
FDU 19254-B	Cable or reel type "A"	1	All	56/57
FFC 19254-B	R. H. & L. H. - reel type "A" or "B"	2	All	58
		1	All	59
<b>19289 HOUSING (HEATER &amp; AIR CONTROLS)</b>				
FDU 19289-BE	Black scotch grain finish	1	All	56/57
<b>19298 TIP (ANTENNA MAST)</b>				
B8E 19298-A	Small hex. hd. - @FDU-19298-A	AR	All	58/59
<b>19309 SWITCH (A/COND. BLOWER)</b>				
	See basic part number 19A642			
<b>19334 LAMP HOUSE (HEATER &amp; AIR CONTROLS)</b>				
FDU 19334-BP		1	All	56/57
<b>19338 CLAMP (UNDERSEAT HEATER INLET DUCT TO BLOWER)</b>				
FDU 19338-C		(a) 3	All	56/57
33923-S7	Nut-hex. -5/16"-24	2	a	
34826-S7	Lockwasher-5/16"	2	a	
<b>19366 NOZZLE (WINDSHIELD DEFROSTER)</b>				
FDU 19366-A	R. H. - 3-3/4" long - 29/64" wide outlet	(a) 1	All	56/57
34053-S8	Nut-hex. -No. 10-24	8	a	
34903-S8	Lockwasher-No. 10	8	a	
<b>19375 HOSE (HEATER CASE TO DEFROSTER NOZZLE)</b>				
FDU 19375-A	2-1/4" I. D. x 2" long	1	All	56/57
<b>19500 TOUCH-UP PAINT (6 OZ. SPRAY CAN)</b>				
	Refer to parts & accessories stock order pad for color selection and order requirements accordingly			
<b>19502 TOUCH-UP PAINT (1 OZ. TUBE)</b>				
	Refer to parts & accessories stock order pad for color selection and order requirements accordingly			
<b>19B503 WIRING (MULTIPLE LUBRICATOR)</b>				
B6LY 19B503-A	Also serviced in 19568 kit - @FDU-19571-C	1	All	56/57
B8LY 19B503-A	Standard and automatic cycling - @FFC-19571-C	1	All	58
B9LY 19B503-A	Cowl to instrument panel - includes socket - @B9FL-19571-B	1	All	59
<b>19507 KIT (INTERIOR PAINT SCOTCH GRAIN)</b>				
HJK 19507-A	Black	AR	All	58/59
HJK 19507-B	Dark gray	AR	All	58/59
HJK 19507-C	Dark blue	AR	All	58/59
HJK 19507-D	Dark green	AR	All	58/59
HJK 19507-E	Dark brown	AR	All	58/59
<b>19509 GASKET (MULTIPLE LUBRICATOR CYLINDER TO BODY)</b>				
LD 19509-A		1	All	56/59
<b>19A513 HARNESS (LUBRICATOR TO IDLER ARM)</b>				
	See basic part number 14914-6			
<b>19A514-5 HARNESS (LUBRICATOR TO FRONT SUSPENSION)</b>				
	See basic part number 14914-6			
<b>19A518 KIT (MULTIPLE LUBRICATOR)</b>				
	See basic part number 19568			



# Accessories

GROUP AND PART NUMBER	DESCRIPTION, SIZE, ETC.	NO. REQ'D	MODEL OR ENGINE CUBIC INCH DISPLACEMENT	YEAR 19_____
<b>19A521 BRACKET (LUBRICATOR PUMP MOUNTING)</b>				
	See basic part number 19537			
<b>19B523 BRACKET (PUSH BUTTON LUBRICATION RESERVOIR)</b>				
COLL 19B523-A	Includes hose fitting - for manual type	(a) 1	All	58
B8LY 19B523-A	For auto, cycling type - includes switch - ⊖LF-14918-B	(a) 1	All	58/59
371193-S	Nipple-7/16" tube-grease tube to body	1	a	
<b>19B527 SOCKET &amp; WIRE (LUGGAGE COMPARTMENT LAMP)</b>				
B6LY 19B527-A	Socket and wiring with Mercury switch - on cars built prior to 1-3-56 - ⊕FDU-13506-B	(a) 1	All	56/57
B6LY 19B527-B	Socket and wiring - lens and bulb - used on cars built after 1-3-56 - ⊕FDU-13506-C	(a) 1	All	56/57
B8LY 19B527-A	Socket and wiring - with (3) terminals and includes mounting bracket - ⊕FFC-13506-A	(a) 1	All	58
B9LY 19B527-A	Socket and wire - 49-1/2" long with (1) bullet terminal - includes bracket - ⊕B9LF-13506-A	(b) 1	All	59
34903-S7	Washer-internal tooth-No.10	1	a	
40516-S8	Screw-pan hd. cr. rec. tap. -No.10-32 x 3/8"	1	a	
42720-S8	Screw-pan hd. cr. rec. tap. -No.8-15 x 3/8"	1	b	
<b>19A529 RESTRICTOR (LUBRICATOR VACUUM)</b>				
B9LL 19A529-A	For Multiple Lubricator	1	All	59
<b>19531 ADAPTOR (MULTIPLE LUBRICATOR SNAP-ON) STRAIGHT</b>				
MC 19531-A	Snap on type	AR	All	56/59
<b>19A531 HARNESS (PUSH BUTTON LUBRICATION)</b>				
B6LY 19A531-A	Main - ⊕LD-19569-B	(a) 1	All	56/57
87914-S8	Fitting-upper ball joint-1/8" x 67-1/2° angle	2	a	
<b>19532 SERVO (HEATER &amp; AIR CONDITIONER CONTROL)</b>				
FFC 19532-AE	For heater only - manual control	1	All	58
FFC 19532-AF	Heater & air conditioner - manual control	1	All	58
FFC 19532-AH	For heater & air conditioner - electric control	1	All	58
FFC 19532-AC	For heater only - electric control	1	All	58/59
FFC 19532-AK	Heater & air conditioner less motor, switch & wires for use electrically operated & controlled servo only	1	All	58/59
B9FL 18A310-B	For air conditioner	1	All	58/59
<b>19533 ADAPTOR (MULTIPLE LUBRICATOR SNAP-ON) 90°</b>				
MC 19533-A	Snap on type	AR	All	56/59
<b>19536 BODY (MULTIPLE LUBRICATOR)</b>				
LD 19536-A		1	All	56/59
<b>19537 BRACKET (MULTIPLE LUBRICATOR PUMP MOUNTING)</b>				
B8E 19537-A	Used on cars built prior to approximately 11-14-58 with single front motor mount - ⊕LE-19537-A	1	All	56/59
PB8L 19537-A	Used on cars built prior to approximately 11-14-58 with single front motor mount - ⊕5146002	1	All	58/59
B9LL 19A521-A	Use on cars built after approximately 11-14-58	1	All	59
<b>19538 CYLINDER (MULTIPLE LUBRICATOR VACUUM PUMP)</b>				
LD 19538-A		1	All	56/59
<b>19543 ADAPTOR (MULTIPLE LUBRICATOR VACUUM HOSE TO BODY)</b>				
LD 19543-A	Cylinder to vacuum supply base	1	All	56/59

# Accessories

GROUP AND PART NUMBER	DESCRIPTION, SIZE, ETC.	NO. REQ'D	MODEL OR ENGINE CUBIC INCH DISPLACEMENT	YEAR 19__
<b>19545 MOTOR (HEATER SERVO)</b>				
FFC 19545-A	For heater and/or air conditioner manual & electrically controlled servo - to use on electrically controlled servo cut black wire to 7-3/4" & discard green lead	(a) 1	All	58/59
370256-S2	Screw-set-No.6-32 x 1/2"	1	a	
<b>19A549 KIT (TISSUE DISPENSER)</b>				
B6LY 19A549-A	⊕BY-18261-A	1	All	56/57
<b>19553 ADAPTOR (PUSH BUTTON LUBRICATION)</b>				
LD 19553-A	Grease filler - upper	1	All	56/57
<b>19556 CLAMP (SERVO CONTROL CABLE)</b>				
B8E 19556-A	For heater and/or air conditioning - ⊕FEY-19556-A	(a) AR	All	58/59
41034-S8	Screw-slot-hex.hd.tapp.-No.8-32 x 3/8"	7	a	
<b>19564 PUMP &amp; HARNESS (PUSH BUTTON LUBRICATION)</b>				
LD 19564-B	NS-service details	(a) 1	All	56/58
354682-S8	Clip-to steering idler arm bracket	1	a	
354683-S8	Clip-to fender apron & deflector	1	a	
358635-S32	Clip-to arm & bushing front susp.-upper & lower	1	a	
358636-S	Nut-compression-1/4"-28-feed line to pump	AR	a	
358637-S	Plug-1/4"-28-to plug No.72 outlet portion pump	1	a	
<b>19A565 WIRING (AIR CONDITIONER COMPRESSOR CLUTCH FEED)</b>				
	See basic part number 18429			
<b>19B565-6 CORE (AIR CONDITIONER EVAPORATOR)</b>				
	See basic part number 19860			
<b>19567 KIT (MULTIPLE LUBRICATOR HARNESS) REPAIR</b>				
LD 19567-A	Extra fitting included to replace LE-19567-A	AR	All	56/59
<b>19568 KIT (MULTIPLE LUBRICATOR)</b>				
B9L 19A518-B	Automatic cycling - also use (1) PB9L-19537-A and (1) B8E-19537-A brackets for cars built prior to approximately 11-14-58	1	All	59
<b>19573 VALVE (PUSH BUTTON LUBRICATION)</b>				
FDL 19573-A	Control - (2) outlets for horizontal - (1) vertical (a)	1	All	56/58
354675-S	Tee-valve to vacuum line	1	a	
<b>19574 BEZEL (ROADLAMP SWITCH)</b>				
FDL 19574-A		1	All	56/57
<b>19574 BEZEL (PUSH BUTTON LUBRICATION CONTROL)</b>				
FDL 19574-A	Chrome 15/16" O.D. (1) For air conditioning - 1957 only (1) For electric door lock (1) For roadlamp (1) For push button lubrication control (1) For carburetor fast idle assy.	AR	All	56/58
<b>19574 BEZEL (ELECTRIC DOOR LOCKS)</b>				
FDL 19574-A	Chrome finish	1	All	57
<b>19576 SPACER (PUSH BUTTON LUBRICATION)</b>				
FDL 19576-A	Zinc plate - 3/4" O.D.	1	All	56/58

# Accessories

GROUP AND PART NUMBER	DESCRIPTION, SIZE, ETC.	NO. REQ'D	MODEL OR ENGINE CUBIC INCH DISPLACEMENT	YEAR 19____
<b>19577 LUBRICANT (MULTIPLE LUBRICATOR)</b>				
LE 19577-A	7 oz. can	AR	All	58/59
<b>19593 INDICATOR (PUSH BUTTON LUBRICATION GREASE)</b>				
LD 19593-A	For manual cycle lubricator - also serviced in 19568 kit	1	All	56/58
<b>19A593 SEAL (AIR CONDITIONER HOSE COUPLING ADAPTOR)</b>				
FFC 19A593-A	Union small - 1/2" O.D. flat - also serviced in B8LY-19A715-C kit	AR	All	58/59
FFC 19A593-B	Union large - 7/8" O.D. flat - also serviced in B8LY-19A715-A kit	AR	All	58/59
<b>19594 STRAP (MULTIPLE LUBRICATOR HARNESS)</b>				
LD 19594-A	Neophrene 10" long	AR	All	56/59
<b>19596 CONTACT (MULTIPLE LUBRICATOR INDICATOR)</b>				
LD 19596-A	For (11) outlets - also serviced in 19568 kit (a)	1	All	56/59
359587-S	Washer-flat-No. 4	1	a	
<b>19599 STRAP (MULTIPLE LUBRICATOR HARNESS)</b>				
B8E 19599-A	4-5/8" long - ⊕LD-19599-A	AR	All	56/59
<b>19601 BUTTON (PUSH BUTTON LUBRICATION STRAP)</b>				
LD 19601-A		AR	All	56/57
<b>19A611 KIT (AIR CONDITIONER HEAVY DUTY CONVERSION)</b>				
FFC 19A611-B	Consists of the following - (1) B9LF-10000-B generator 50 amp (1) B9LE-10145-A arm (gen. adj.) (1) B9LE-10156-A bracket (gen.) (1) B9LF-10505-A regulator (gen.) (1) B9LF-14305-B wiring (gen. to reg.) (1) B8LY-18A627-A wiring (htr. switch to motor) (1) FEL-14677-A relay (2) COLF-19B918-A hose (blower mtr. ventilating) (1) FFC-18429-D wiring (blower feed) (2) FEG-18583-B gasket (motor mounting) (4) FFC-18662-A seal (ventilating) (2) FAA-18954-A clamp (1) FEG-19805-B motor (clockwise) (1) FFC-19805-A motor (c/clockwise) (1) B9LF-88621-C kit (gen. belt) (1) B9LB-5711602-A insulator (rear floor) (1) B9LB-5711606-A insulator (front floor) (1) B9LB-5746661-A insulator (rear seat back) (1) 20450-S bolt (gen.) (2) 31497-S8 screw No. 14-10 x 1/2" (3) 42143-S8 screw (2) 52360-S13 screw (1) SK-FFC-19A611-B installation sheet	1	All	58
<b>19B630 TUBE (MULTIPLE LUBRICATOR RESERVOIR TO PUMP)</b>				
	See basic part number 14917			
<b>19A642 SWITCH (AIR CONDITIONER BLOWER)</b>				
FDD 19986-A	(2) terminals	2	All except 76	56
B7LY 19A642-A	Rheostat type (5) terminals "60, 73" ⊕FEL-19309A	1	All except 76	57
<b>19B651 GASKET (AIR CONDITIONER COMPRESSOR BASE PLATE)</b>				
B7MY 2996-A	⊕ECU-22878-A	1	All except 76	57
B9AE 19B651-A		1	All	58/59

# Accessories

GROUP AND PART NUMBER	DESCRIPTION, SIZE, ETC.	NO. REQ'D	MODEL OR ENGINE CUBIC INCH DISPLACEMENT	YEAR 19__
<b>19655 SEAL (AIR CONDITIONER COMPRESSOR CRANKSHAFT)</b>				
	See basic part number 19670			
<b>19656 PLATE (AIR CONDITIONER COMPRESSOR VALVE)</b>				
B8S 19673-A	Also serviced in 19673 kit - ⊕EDC-19656-A	1	All	58
COAE 19656-A		1	All	59
<b>19658 GASKET (AIR CONDITIONER COMPRESSOR CYLINDER HEAD)</b>				
EDC 19658-A	Also serviced in 19671 and 19673 kits - used on cars with COAZ-19703-A compressor for 1959	1	All	58/59
COAE 19658-A	Use with COAZ-19703-A compressor	1	All	59
<b>19658 HEAD (AIR CONDITIONER COMPRESSOR CYLINDER)</b>				
B7LY 2995-A	R. H. - ⊕ECU-22881-A (a)	1	All except 76	57
ECU 22882-A	L. H. (a)	1	All except 76	57
B8S 19658-A	⊕EDT-22881-A	1	All	58/59
304740-S	Cap screw-hex. hd. -5/16"-24 x 1-3/8"	12	a	
359772-S	Bolt-shoulder hex. -5/16"-24	4	a	
<b>19659 TUBE (AIR CONDITIONER COMPRESSOR DISCHARGE)</b>				
PB8M 19659-A	⊕5751836	1	All	58/59
<b>19660 KIT FITTING (AIR CONDITIONER COMPRESSOR DISCHARGE LINE REPAIR)</b>				
HEK 19660-A	Consists of the following - ‡ (1) EBJ-19660-A fitting ‡ (1) EBJ-19664-A gasket  ‡ Detail of kit not serviced loose	1	All except 76	56
<b>19661 KIT FITTING (AIR CONDITIONER COMPRESSOR SUCTION LINE REPAIR)</b>				
HEK 19661-A	Consists of the following - ‡ (1) EBJ-19661-A fitting ‡ (1) EBJ-19664-A gasket  ‡ Detail of kit not serviced loose	1	All except 76	56
<b>19664 GASKET (AIR CONDITIONER VALVE BODY TO COMPRESSOR)</b>				
B8A 19664-A	(1) for each valve - ⊕EDC-22920-A	3	All except 76	57
		2	All	58/59
<b>19670 KIT (AIR CONDITIONER COMPRESSOR SHAFT SEAL REPLACEMENT REPAIR)</b>				
B5A 19670-C	Consists of the following - ‡ (1) EBJ-19655-B seal ‡ (1) EBJ-19698-A gasket ‡ (1) 358785-S snap ring  ‡ Detail of kit not serviced loose - use with metal bellows	1	All except 76	56
MGK 19670-A	Consists of the following - ‡ (1) EBJ-19655-B seal ‡ (1) ECU-19697-A housing and cover ‡ (1) EBJ-19698-A gasket ‡ (1) 358785-S snap ring  ‡ Detail of kit not serviced loose - use with neoprene bellows	1	All except 76	56
<b>19670 SEAL (AIR CONDITIONER COMPRESSOR CRANKSHAFT)</b>				
B8S 19670-A	Use with B8S-19703-A only - ⊕EDC-19655-A	1	All	58/59
COAE 19655-A	Use with COAZ-19703-A only	1	All	59

# Accessories

GROUP AND PART NUMBER	DESCRIPTION, SIZE, ETC.	NO. REQ'D	MODEL OR ENGINE CUBIC INCH DISPLACEMENT	YEAR 19__
<b>19671 KIT (AIR CONDITIONER COMPRESSOR GASKET REPAIR)</b>				
B5A 19671-A	Consists of the following - ‡ (1) EBJ-19657-B gasket ‡ (1) EBJ-19658-A gasket ‡ (1) EBJ-19663-A gasket ‡ (1) EBJ-19664-A gasket ‡ (1) EBJ-19666-A gasket (1) LA-33547-A "o" ring  ‡ Detail of kit not serviced loose	1	All except 76	56
B8S 19671-A	Consists of the following - ⊕B8MY-19B684-A (1) B9AE-19B651-A gasket (1) B8MY-2992-A gasket (1) B9AE-19658-A gasket (1) B9AE-19698-A gasket (1) 371012-S91 "o" ring (1) 371013-S91 "o" ring	1	All	58/59
COAZ 19B684-A	Consists of the following - (1) B9AE-19B651-A gasket (1) B9AE-19657-A gasket (1) COAE-19658-A gasket (1) B9AE-19658-A gasket (1) 373671-S91 "o" ring	1	All	59
<b>19671 PLUNGER (AUTOMATIC THROTTLE CONTROL ELECTRO MAGNET)</b>				
FDL 19671-A		1	All except 76	56/57
<b>19672 SCREEN (AIR CONDITIONER COMPRESSOR SUCTION FITTING)</b>				
B8S 19672-A	⊕5752548	1	All	58/59
<b>19672 KIT (AIR CONDITIONER COMPRESSOR SUCTION SCREEN REPAIR)</b>				
B5A 19672-A	Consists of the following - ‡ (1) EBJ-19662-A screen ‡ (1) EBJ-19663-A gasket ‡ (1) EBJ-19664-A gasket  ‡ Detail of kit not serviced loose	1	All except 76	56
<b>19673 PLATE (AIR CONDITIONER COMPRESSOR VALVE)</b>				
	See basic part number 19656			
<b>19673 KIT (AIR CONDITIONER COMPRESSOR VALVE PLATE REPLACEMENT REPAIR)</b>				
B5A 19673-A	Consists of the following - ‡ (1) EBJ-19656-A valve plate ‡ (1) EBJ-19657-B gasket ‡ (1) EBJ-19658-A gasket ‡ (2) EBJ-19659-A leaf  ‡ Detail of kit not serviced loose	1	All except 76	56
MJK 19673-A	Consists of the following - (1) B8S-19673-A valve plate (1) EDC-19657-A gasket (1) EDC-19658-A gasket	1	All	58/59
<b>19B673 INDICATOR (AIR CONDITIONER EVAPORATOR LIQUID) SIGHT GLASS</b>				
B6LY 19B673-A	2-3/4" long - ⊕FDU-19868-A	(a) 1	All except 76	56
B7LY 19B673-A	⊕FEL-19868-A	(a) 1	All except 76	57
B8MY 19B673-A	⊕FEW-19868-A	(a) 1	All	58
354858-S2	Nut-spring-to case assy.	2	a	

# Accessories

GROUP AND PART NUMBER	DESCRIPTION, SIZE, ETC.	NO. REQ'D	MODEL OR ENGINE CUBIC INCH DISPLACEMENT	YEAR 19__
<b>19675 KIT (AIR CONDITIONER COMPRESSOR OIL SIGHT GLASS REPAIR)</b>				
B5A 19675-A	Consists of the following - ‡ (1) EBJ-19665-A glass ‡ (1) EBJ-19666-A gasket ‡ (1) EBJ-19667-A retainer (1) LA-33547-A "o" ring ‡ (1) 354835-S washer  ‡ Detail of kit not serviced loose	1	All except 76	56
<b>19675 GASKET (AIR CONDITIONER THROTTLE CONTROL ELECTRO MAGNET HOUSING)</b>				
FDL 19675-A		1	All	56/58
<b>19678 ELECTRO-MAGNET &amp; HOUSING (AUTOMATIC THROTTLE CONTROL)</b>				
FDU 19678-A		1	All except 76	56/58
<b>19680 KIT (FAST IDLE CONTROL DIAPHRAGM REPAIR)</b>				
HJK 19680-A	Consists of the following - ‡ (1) FDL-19672-A spring ‡ (1) FDL-19679-A guide ‡ (1) FDU-19680-A diaphragm  ‡ Detail of kit not serviced loose	1	All except 76	56/58
<b>19688 HOSE (AUTOMATIC THROTTLE CONTROL TO WIPER MOTOR)</b>				
LD 19688-A	NS-12-3/4" long - cut from BAE-17580-H	1	All except 76	56/57
<b>19689 HOSE (AUTOMATIC THROTTLE CONTROL TO VACUUM PUMP)</b>				
LD 19689-A	NS-10-1/2" long - cut from BAE-17580-H (a)	1	All except 76	56/57
358644-S	Tee	1	a	
<b>19690 CONNECTOR (EVAPORATOR CASE TO RETURN AIR DUCT IN PACKAGE TRAY)</b>				
FDU 19690-A	L. H. - 6-23/32" I. D. at bottom - 4-9/16" I. D. at top	1	All except 76	56/57
FDU 19994-A	R. H. - 6-15/64" I. D. at flange	1	All except 76	56/57
<b>19692 HOSE (AIR CONDITIONER COMPRESSOR TO OIL SEPARATION)</b>				
LD 19692-A		(a) 1	All except 76	56
354078-S	Gasket-flared tube-5/8"	2	a	
354981-S	Gasket-flared tube-5/8"	1	a	
<b>19B693 KIT - BRACKET (AIR CONDITIONER COMPRESSOR MUFFLER SUPPORT)</b>				
B9LY 19B693-A	Consists of the following - (1) COLF-19B693-B bracket (1) COLF-19B695-A strap - U bolt (2) 33796-S nut-hex. (2) 34940-S washer-external tooth (2) 43496-S screw and washer	1	All	59
<b>19B695 STRAP (AIR CONDITIONER MUFFLER SUPPORT)</b>				
COLF 19B695-A	Use with COLF-19B693-B bracket	1	All	59
<b>19B696 SPACER (AIR CONDITIONER INSTRUMENT PANEL L. H. REGISTER)</b>				
B8LY 19B696-A	Rubber - with a/cond. - @FFC-14947-A	1	All	58/59
<b>19698 GASKET (AIR CONDITIONER COMPRESSOR CRANKSHAFT BEARING HOUSING)</b>				
B9AE 19698-A	Also serviced in 19671 kit	1	All	58
<b>19B698 KIT - FILTER (AIR CONDITIONER EXPANSION VALVE)</b>				
COMF 19B698-A	Consists of the following - (1) COMF-19B698-B strainer (1) COMF-19B699-A gasket	2	All	58/59

# Accessories

GROUP AND PART NUMBER	DESCRIPTION, SIZE, ETC.	NO. REQ'D	MODEL OR ENGINE CUBIC INCH DISPLACEMENT	YEAR 19__
<b>19703 COMPRESSOR (AIR CONDITIONER)</b>				
B6LY 19703-B	Less pulley and base bracket - @ECU-2878-A	1	All except 76	56
B6LY 19703-C	Less pulley and base bracket - @ECU-2875-C	1	All except 76	57
COAZ 19703-A	On cars equipped with 2888 brace to provide rigidity - remove (2) 304720-S comp. hd. bolts and replace with (2) 372194-S stud (a)	1	All	58/59
372194-S	Stud-5/16"-18-24 x 2-1/8"-use when rigidity bracket is used	2	a	
<b>19A704 TUBE (AIR CONDITIONER EVAPORATOR INLET) LIQUID</b>				
	See basic part number 14995			
<b>19A705 TUBE (AIR CONDITIONER EVAPORATOR OUTLET) SUCTION</b>				
	See basic part number 14996			
<b>19707 SEPARATOR (AIR CONDITIONER COMPRESSOR SUCTION LINE OIL)</b>				
FDU 19707-A	(a)	1	All except 76	56
354078-S	Gasket-flared tube-5/8"	2	a	
354981-S	Gasket-flared tube-1/4"	1	a	
<b>19710 CONDENSER (AIR CONDITIONER)</b>				
FEL 19710-B	Single (a)	1	All except 76	57
20347-S8	Bolt-hex. hd. -5/16"-24 x 3/4"	4	a	
20366-S	Bolt-hex. hd. -5/16"-18 x 7/8"	4	a	
33797-S	Nut-hex. hd. -5/16"-18	4	a	
33798-S8	Nut-hex. hd. -5/16"-24	4	a	
34806-S	Washer-spring lock-5/16"	4	a	
353714-S	Screw-hex. w/hd. -5/16"-18 x 1"	4	a	
<b>19712 CORE (AIR CONDITIONER CONDENSER)</b>				
FDU 19712-A	(a)	1	All except 76	56
FFC 19712-G	Use on cars without silencer system (b)	1	All	58/59
COLF 19712-B	Use on cars with silencer system	1	All	59
34781-S	Washer-lock special	4	a	
352919-S	Nut-tube-5/8"-18 x 3/8"-core to tank	1	b	
<b>19713 LEVER (AUTOMATIC THROTTLE CONTROL)</b>				
LD 19713-A	5/8" wide (a)	1	All except 76	56/57
33795-S7	Nut-hex. hd. -1/4"-20	1	a	
34805-S8	Lockwasher-1/4"	1	a	
50035-S13	Screw-flat hd. -1/4"-20 x 3/4"	1	a	
<b>19715 VALVE (AIR CONDITIONER CONDENSER HIGH PRESSURE)</b>				
FDL 19715-A	(a)	1	All except 76	58
354077-S	Gasket-flared tube-1/2"	1	a	
<b>19A715 PACKAGE (AIR CONDITIONER HOSE COUPLING)</b>				
B8LY 19A715-A	Union large 1/2" pipe to 1"-20 standard Consists of the following - ‡ (1) FFC-14937-A union (1) FFC-19A593-B seal (1) 22546-17 "o" ring	2	All	58/59
B8LY 19A715-B	Adaptor large 1/2" pipe to 1"-20 standard - Consists of the following - ‡ (1) FFC-14937-D adaptor (1) 22546-17 "o" ring  ‡ Details of kit not serviced loose - @HJK-14937-A	2	All	58/59
	CONTINUED ON NEXT PAGE			

## Accessories

GROUP AND PART NUMBER	DESCRIPTION, SIZE, ETC.	NO. REQ'D	MODEL OR ENGINE CUBIC INCH DISPLACEMENT	YEAR 19__
<b>19A715 PACKAGE (AIR CONDITIONER HOSE COUPLING) CONTINUED</b>				
B8LY 19A715-C	Union small 3/8" pipe to 5/8"-18 standard - Consists of the following - ‡ (1) FFC-14937-B union (1) FFC-19A593-A seal (1) 22546-12 "o" ring  ‡ Details of kit not serviced loose - @HJK-14937-C	2	All	58/59
B8LY 19A715-D	Adaptor small 3/8" pipe to 5/8"-18 standard - Consists of the following - ‡ (1) FFC-14937-C adaptor (1) 22546-12 "o" ring  ‡ Details of kit not serviced loose - @HJK-14937-D	2	All	58/59
<b>19A717 HOSE (AIR CONDITIONER EVAPORATOR OUTLET TO COUPLING)</b>				
	See basic part number 14906			
<b>19721 CONTROL (AUTOMATIC THROTTLE)</b>				
FDU 19721-A	4-1/4" long shaft for fast idle assy.	1	All except 76	56/58
<b>19727 BRACKET (AUTOMATIC THROTTLE CONTROL MOUNTING)</b>				
LD 19727-A		(a) 1	All except 76	56/57
LF 19727-A	Also in 9-9946 kit	1	All	58
20326-S8	Bolt-hex. hd. -5/16"-18 x 5/8"	1	a	
33798-S8	Nut-hex. hd. -5/16"-24	1	a	
33922-S2	Nut-hex. hd. -5/16"-18	1	a	
34806-S7	Lockwasher -5/16"	1	a	
352158-S2	Screw-hex. w/hd. -5/16"-24 x 11/16"	1	a	
357624-S7	Lockwasher -5/16"	1	a	
<b>19A735-6 DUCT (AIR CONDITIONER SIDE COWL)</b>				
B8LY 19A735-A	R. H. - @FFC-15926-A	1	All	58/59
B8LY 19A736-A	L. H. - @FFC-15927-A	1	All	58/59
<b>19742-3 GRILLE (AIR INTAKE &amp; RETURN)</b>				
BT 19742-AP	R. H. - 10-13/32" long	(a) 1	All except 76	56/57
BT 19743-AP	L. H. - 10-13/32" long	(a) 1	All except 76	56/57
33900-S8	Nut-wing-No. 8-32	8	a	
351600-S8	Washer-retainer moulding cup	4	a	
<b>19750 VALVE &amp; BRACKET (AIR CONDITIONER COMPRESSOR)</b>				
FDC 19750-A	Low pressure	(a) 1	All except 76	56
354077-S	Gasket-flared tube- 1/2"	1	a	
354078-S	Gasket-flared tube-5/8"	1	a	
<b>19752 VALVE (AIR CONDITIONER COMPRESSOR) LOW PRESSURE</b>				
FFC 19752-D		1	All	58/59
<b>19757 SWITCH (AIR CONDITIONER CONTROL CUTOFF)</b>				
FDD 19757-A	30 Amp. with (2) terminals	1	All except 76	56
<b>19759 KNOB (AIR CONDITIONER BLOWER SWITCH)</b>				
FDU 19759-A		2	All except 76	56
FEL 19759-A		(a) 1	All except 76	57
89566-S2	Set screw-headless-No. 8-36 x 1/4"	1	a	
<b>19767 FILTER (AIR CONDITIONER SUCTION LINE)</b>				
FDU 19767-A	7-13/16" overall length	1	All except 76	56



# Accessories

GROUP AND PART NUMBER	DESCRIPTION, SIZE, ETC.	NO. REQ'D	MODEL OR ENGINE CUBIC INCH DISPLACEMENT	YEAR 19__
<b>19767 KIT (AIR CONDITIONER COMPRESSOR MODIFICATION)</b>				
HHK 19767-A	Consists of the following (8) B4A-6570-A seal (1) FFC-14303-A cable ‡ (1) ED-FDK-19767-A muffler ‡ (1) ED-FDK-19972-C hose (4) 44725-S washer (8) 354299-S nut (4) 359888-S8 set screw  ‡ Detail of kit not serviced loose	1	All	57
<b>19768 RETAINER (OUTSIDE AIR INTAKE GRILLE)</b>				
BY 19768-A	NS-9-1/2" long x 1-1/8" wide with (2) 7/32" holes improvise locally	2	All except 76	56/57
<b>19770 PLATE (OUTSIDE AIR INTAKE CONTROL LEVER ANCHOR)</b>				
BV 19770-A	2-1/2" long x 23/32" wide	2	All except 76	56/57
<b>19771 RELAY (AUTOMATIC THROTTLE CONTROL)</b>				
B7S 14546-B	(4) terminals (a)	1	All except 76	56
FFC 19771-A	Also in 9-9946 kit for single terminal control only	1	All	58
31497-S8	Screw-hex. washer hd. tapp. No. 14-10 x 1/2"	1	a	
<b>19A773 SWITCH (AIR CONDITIONER SERVO)</b>				
B8LY 19A773-A	⊕FFC-15794-B (a)	1	All	58/59
41151-S8	Screw-hex. hd. tapp. -No. 8-32 x 1/4"	2	a	
<b>19A791-2 DOOR (AIR CONDITIONER FRONT)</b>				
B8LY 19A791-A	R. H. - ⊕FFC-19084-A	1	All	58
B8LY 19A792-A	L. H. - ⊕FFC-19085-A	1	All	58
<b>19805 MOTOR (AIR CONDITIONER BLOWER)</b>				
FDU 19805-A	R. H. - counter clockwise rotation - also used with heater (a)	1	All except 76	56/57
FDU 19805-B	L. H. - clockwise rotation - used with heater (a)	1	All except 76	56/57
FFC 19805-A	R. H. - counter clockwise - used with air conditioning - heavy duty - for L. H. see 18527	1	All	58/59
32917-S8	Screw-pan hd. tapp. -No. 10-12 x 3/8"	10	a	
34079-S8	Nut-hex. hd. - No. 10	4	a	
34903-S8	Lockwasher-No. 10	12	a	
52727-S8	Screw-cr. pan hd. tapp. -No. 10-12 x 1/2"	2	a	
351278-S8	Washer-flat-7/32" I. D.	4	a	
<b>19819 THERMOSTAT (AIR CONDITIONER EVAPORATOR TEMPERATURE CONTROL)</b>				
FEL 19819-A	(2) Terminals - lower switch	1	All except 76	57
FFC 19819-B	Use with L. H. evaporator R. H. and L. H.	1	All	58
		2	All	59
<b>19833 PLATE (AIR CONDITIONER BLOWER MOTOR MOUNTING)</b>				
FDK 19833-A		2	All except 76	56/57
<b>19834 WHEEL (AIR CONDITIONER BLOWER)</b>				
FDK 19834-A	Counter-clockwise (a)	1	All except 76	56/57
FDK 19834-B	Clockwise (a)	1	All except 76	56/57
355312-S34	Screw-headless-socket-set-1-1/4"-28	2	a	
<b>19A834 TUBE (AIR CONDITIONER EVAPORATOR INLET &amp; OUTLET)</b>				
B8LY 19A834-A	⊕FFC-13178-A	1	All	58
B9LF 19A834-A	For cars with compressor silencer system	1	All	59

# Accessories

GROUP AND PART NUMBER	DESCRIPTION, SIZE, ETC.	NO. REQ'D	MODEL OR ENGINE CUBIC INCH DISPLACEMENT	YEAR 19__
<b>19835 TUBE (AIR CONDITIONER DEHYDRATOR &amp; RECEIVER TO EVAPORATOR)</b>				
LD 19835-A		(a) 1	73	56
LD 19835-B		(b) 1	60	56/57
LD 19835-C		(b) 1	57, 58	57
354076-S	Gasket-flared tube-3/8"	1	a	
354693-S	Coupling-half union tube-3/8"-tube to evaporator	1	a, b	
<b>19849 VALVE (AIR CONDITIONER EVAPORATOR EXPANSION)</b>				
FDU 19849-A		(a) 1	All except 76	56/57
FFC 19849-B	R. H. and L. H. - use on cars built prior to 5-25-59	2	All	58/59
B9LF 19849-A	R. H. and L. H. - use on cars built after 5-25-59	2	All	59
352521-S8	Clip	2	a	
<b>19852 TUBE (AIR CONDITIONER EVAPORATOR TO COMPRESSOR SHUT OFF VALVE) REAR</b>				
LD 19852-A		(a) 1	73	56
LD 19852-B		(a) 1	60	56
LD 19852-C		(a) 1	57, 58	57
LD 19852-D		(a) 1	60	57
354078-S	Gasket-flared tube-5/8"	2	a	
354082-S100	Clip-tube to floor pan	1	a	
354501-S	Coupling-half union tube-5/8"	1	a	
<b>19860 CORE (AIR CONDITIONER EVAPORATOR)</b>				
FDU 19860-A	(12) Fins per inch	(a) 1	All except 76	56
FEL 19860-A		(a) 1	All except 76	57
FFC 19860-C	R. H. - includes hoses and expansion valve	1	All	58
B9LF 19B565-A	R. H. - includes expansion valve and hoses precharged	1	All	58/59
B9LF 19B566-A	L. H. with expansion valve and hoses precharged - use on cars built after 5-25-59	1	All	58/59
42735-S8	Screw & washer-hex. hd. -No. 12-24 x 1/2"	4	a	
<b>19864 CLIP (AIR CONDITIONER EVAPORATOR EXPANSION VALVE)</b>				
FAA 19864-A		2	All except 76	56
<b>19865 FILTER (AIR CONDITIONER EVAPORATOR)</b>				
FDD 19865-A		(a) 1	All except 76	56/57
354076-S	Gasket-flared tube-3/8"	2	a	
354078-S	Gasket-flared tube-5/8"	2	a	
<b>19867 TUBE (AIR CONDITIONER EVAPORATOR TO COMPRESSOR SHUT OFF VALVE) FRONT</b>				
LD 19867-B		(a) 1	All except 76	56
LD 19867-C		(a) 1	All except 76	57
354078-S	Gasket-flared tube-5/8"	1	a	
<b>19874 TUBE (OUTSIDE AIR INTAKE DRAIN)</b>				
BAJ 19874-A		(a) 1	All except 76	57
370295-S	Grommet-rubber-9/16" I. D. x 1-7/16" O. D.	1	a	
<b>19A874 CONTROL (HEATER REGULATOR)</b>				
B8LY 19A874-A	Air conditioning - early type - @FFC-18561-H	1	All	58
B9LY 19A874-A	Gray - used with a/cond. - @B9FL-18561-B	1	53A, B, 57A, B, 63A, B	58/59
B9LY 19A874-B	Gold - used with a/cond. - @B9FL-18561-D	1	54A, 65A, 68A, 75A	59
<b>19881 SHAFT (OUTSIDE AIR INTAKE FLUE DAMPER OPERATING)</b>				
FDD 19881-A	R. H. - 3-39/64" formed length	(a) 1	All except 76	56
FDD 19916-A	L. H. - 3-39/64" formed length	(a) 1	All except 76	56/57
354858-S2	Nut-push on-3/16"	2	a	
<b>19882 FLUE (OUTSIDE AIR INTAKE SCOOP)</b>				
BY 19882-A		(a) 2	All except 76	56/57
52726-S2	Screw-cr. pan hd. -No. 8-15 x 1/2"	8	a	

# Accessories

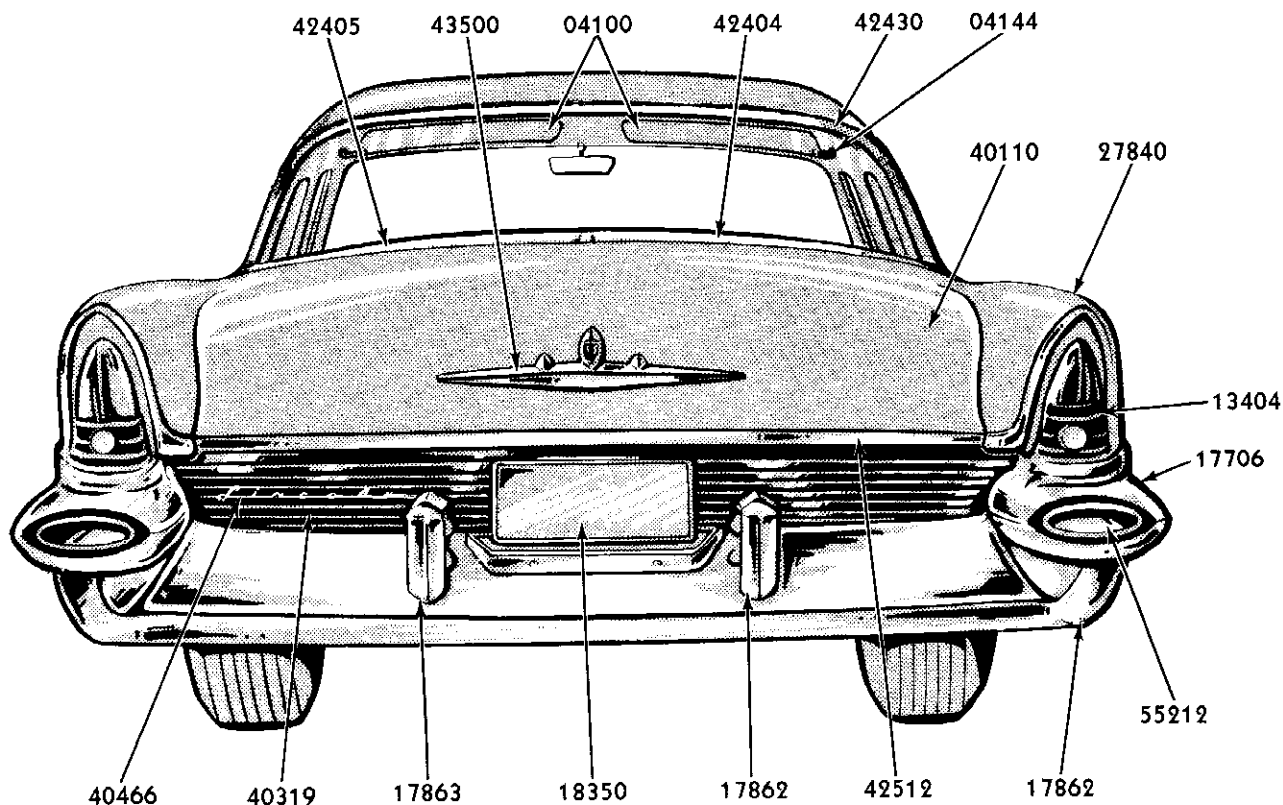
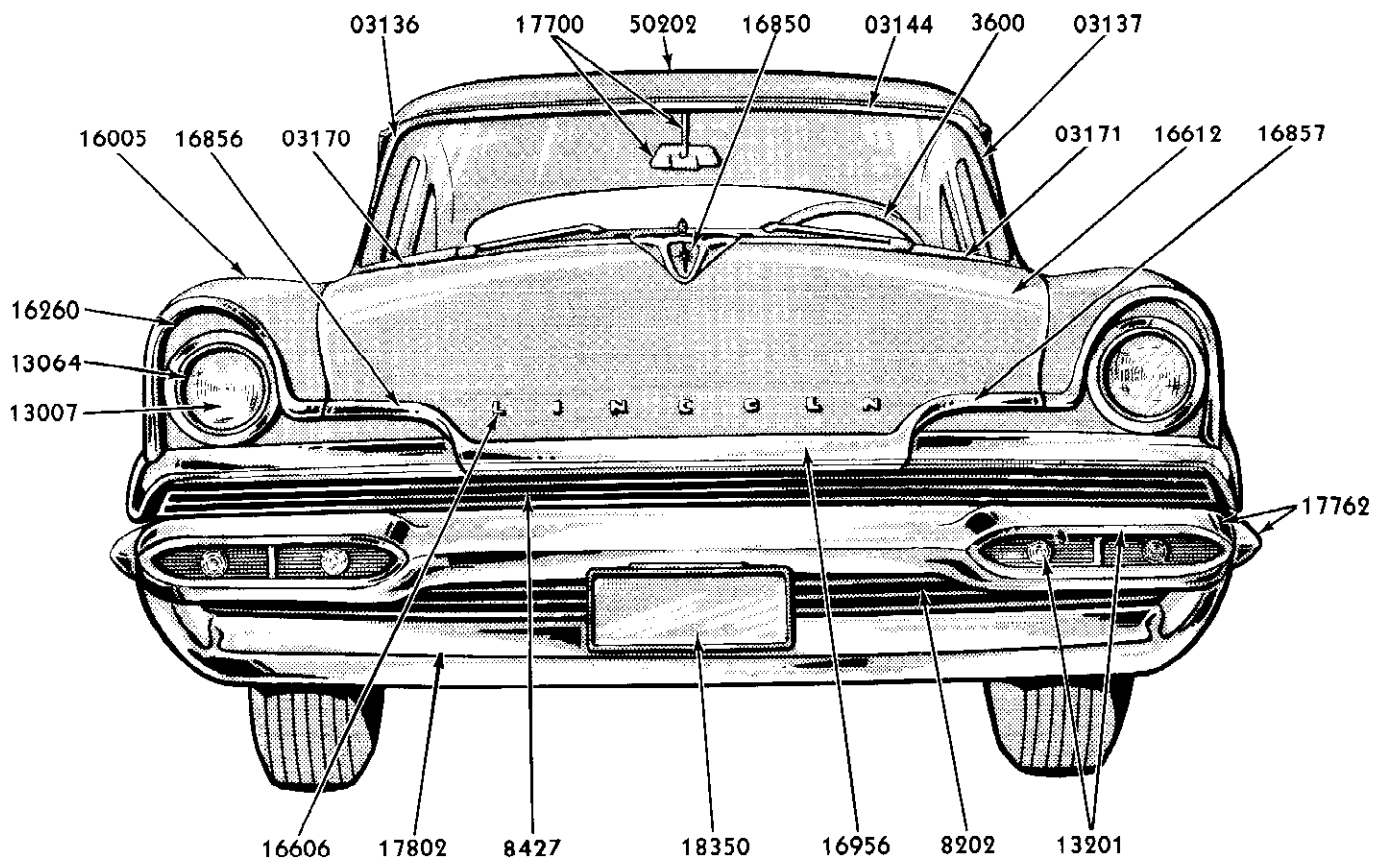
GROUP AND PART NUMBER	DESCRIPTION, SIZE, ETC.	NO. REQ'D	MODEL OR ENGINE CUBIC INCH DISPLACEMENT	YEAR 19__
<b>19884-5 SCOOP (OUTSIDE AIR INTAKE)</b>				
BY 19884-A	R. H.	(a) 1	All except 76	56
BY 19885-A	L. H.	(a) 1	All except 76	56
BAJ 19884-A	R. H.	(a) 1	All except 76	57
BAJ 19885-A	L. H.	(a) 1	All except 76	57
34053-S8	Nut-hex. hd. -No. 10-24	6	a	
34903-S8	Lockwasher-internal-No. 10	6	a	
351600-S8	Washer-retainer moulding cup	6	a	
352684-S	Stud-No. 10-24 x 1"	6	a	
<b>19886 SCREEN (OUTSIDE AIR INTAKE SCOOP)</b>				
BY 19886-A		2	All except 76	56
BAJ 19886-A		1	All except 76	57
<b>19890-1 DUCT (OUTSIDE AIR INTAKE SCOOP)</b>				
BY 19890-A	R. H.	1	All except 76	56
BY 19891-A	L. H.	1	All except 76	56
BAJ 19890-A		1	All except 76	57
<b>19892 SEAL (OUTSIDE AIR INTAKE SCOOP)</b>				
BY 19892-A		2	All except 76	56
BAJ 19892-A		2	All except 76	57
<b>19893 REGISTER (ROOF SIDE)</b>				
BY 19893-A		(a) 4	All except 76	56/57
52360-S13	Screw-cr. oval hd. tapp. -No. 8-15 x 3/4"	8	a	
353780-S32	Nut-spring-No. 8-A	8	a	
<b>19897 CASE (AIR CONDITIONER EVAPORATOR)</b>				
FDU 19897-A		1	All except 76	56
FEL 19897-B		1	All except 76	57
<b>19900-1 DUCT (ROOF SIDE)</b>				
BY 19900-B	R. H. - 71-3/64" long	(a) 1	73	56
BY 19901-B	L. H. - 71-3/64" long	(a) 1	73	56
BY 19900-A	R. H. - 62-1/2" long	(a) 1	60	56/57
BY 19901-A	L. H. - 62-1/2" long	(a) 1	60	56/57
BAJ 19900-A	R. H.	(a) 1	57, 58	57
BAJ 19901-A	L. H.	(a) 1	57, 58	57
52726-S8	Screw-cr. pan hd. tapp. -No. 8-15 x 1/2"	12	a	
<b>19914-5 MOULDING (ROOF SIDE DUCT) REAR</b>				
BY 19914-E	R. H.	(a) 1	73	56
BY 19915-E	L. H.	(a) 1	73	56
BY 19914-F	R. H.	(b) 1	60	56/57
BY 19915-F	L. H.	(b) 1	60	56/57
BAJ 19914-A	R. H.	(a) 1	57, 58	57
BAJ 19915-A	L. H.	(a) 1	57, 58	57
52344-S13	Screw-cr. oval hd. -No. 8-15 x 1/2"	AR	a, b	
52360-S13	Screw-cr. oval hd. tapp. -No. 8-15 x 3/4"	AR	a, b	
52376-S13	Screw-cr. oval hd. tapp. -No. 8-15 x 1"	AR	b	
<b>19917 SPRING (OUTSIDE AIR INTAKE FLUE DAMPER OPERATING ASSIST)</b>				
FDD 19917-A	1-55/64" free length	2	All except 76	56
		1	All except 76	57
<b>19B918 HOSE (AIR CONDITIONER BLOWER MOTOR VENTILATING)</b>				
COLF 19B918-A	Use with a/cond. conversion kit - #FEK-17174-A	2	All	58
<b>19926-7 DUCT (PACKAGE TRAY TO ROOF)</b>				
BY 19926-A	R. H. - plastic	(a) 1	60, 73	56/57
BY 19927-A	L. H. - plastic	(a) 1	60, 73	56/57
BAJ 19926-A	R. H.	1	57, 58	57
BAJ 19927-A	L. H.	1	57, 58	57
52010-S8	Screw-fill. hd. -No. 6-18 x 1/2"	2	a	

# Accessories

GROUP AND PART NUMBER	DESCRIPTION, SIZE, ETC.	NO. REQ'D	MODEL OR ENGINE CUBIC INCH DISPLACEMENT	YEAR 19__
<b>19930-1 HOUSING (BLOWER)</b>				
FDD 19930-A	R. H. - with (4) mounting studs - also for a/cond.	1	All except 76	56/57
FDD 19931-A	L. H. - with (4) mounting studs - also for a/cond.	1	All except 76	56/57
<b>19A934 REGISTER &amp; CONTROL (AIR CONDITIONER INSTRUMENT PANEL)</b>				
B8LY 19A934-A	R. H. - ⓈFFC-14951-C	1	All	58/59
B8LY 19A976-A	L. H. - ⓈFFC-14953-CE	1	All	58/59
352567-S34	Stud-thread screw no. 10-24 x 3/4	AR		
<b>19942 GROMMET (PACKAGE TRAY TO ROOF DUCT)</b>				
BT 19942-B		2	All except 76	56/57
<b>19943 TUBE (AIR CONDITIONER RECEIVER TANK) REAR</b>				
LD 19943-A		(a) 1	All except 76	56
LD 19943-B		(a) 1	All except 76	57
354076-S	Gasket-flared tube-3/8"	1	a	
354083-S100	Clip	1	a	
<b>19945 WIRING (AIR CONDITIONER BLOWER SWITCH FEED)</b>				
FDU 19945-C	81-1/2" loom - (22) terminals	(a) 1	All except 76	56
FEL 19945-C	For fast idle kit	(a) 1	All except 76	57
34079-S8	Nut-hex. hd. -No. 10-32	3	a	
34803-S7	Lockwasher-No. 10	3	a	
<b>19A945 SWITCH (AIR CONDITIONER TEMPERATURE CONTROL)</b>				
B7LY 19A945-A	(3) Terminals - ⓈFEL-19303-B	1	All except 76	57
<b>19948 TUBE (AIR CONDITIONER RECEIVER TANK) FRONT</b>				
LD 19948-A	3/8" O. D. - steel tubing	(a) 1	All except 76	56
LD 19948-C	3/8" O. D. - steel tubing	(a) 1	All except 76	57
354076-S	Gasket-flared tube-3/8"	2	a	
354082-S100	Clip	1	a	
<b>19949 WIRING (AIR CONDITIONER BLOWER MOTOR FEED)</b>				
FDJ 19949-A		(a) 1	All except 76	56
FEL 19949-D		(a) 1	All except 76	57
356668-S32	Clip-wiring	3	a	
<b>19955 BRACKET (AIR CONDITIONER EVAPORATOR TO FLOOR)</b>				
BY 19955-A		(a) 2	57, 58, 73	56/57
52726-S2	Screw-cr. pan hd. tapp. -No. 8-15 x 1/2"	8	a	
<b>19956 CONNECTOR HOSE (BLOWER TO ROOF SIDE DUCT)</b>				
FDK 19956-A	13-1/2" long	AR	All except 76	56
FDU 19956-A	NS-10-1/2" long - cut from FDK-19956-A	2	60, 73	56/57
<b>19959 DEHYDRATOR &amp; RECEIVER TANK (AIR CONDITIONER)</b>				
FDU 19959-A		(a) 1	All except 76	56
FEL 19959-B		(b) 1	All except 76	57
FFC 19959-C	Includes sight glass	(a) 1	All	58/59
39909-S7	Screw-hcx. w/hd. -5/16"-18 x 3/4"	4	b	
354076-S	Gasket-flared tube-3/8"	2	a, b	
359937-S	Plug-brass-1/8" pipe thread-3/4" long-receiver safety release	1	a, b	
<b>19963 VALVE &amp; CONTROLS (AIR CONDITIONER MODULATING)</b>				
FDU 19963-A	Control arm face up	(a) 1	All except 76	56
354077-S	Gasket-flared tube-1/2"	1	a	
354078-S	Gasket-flared tube-5/8"	1	a	

# Accessories

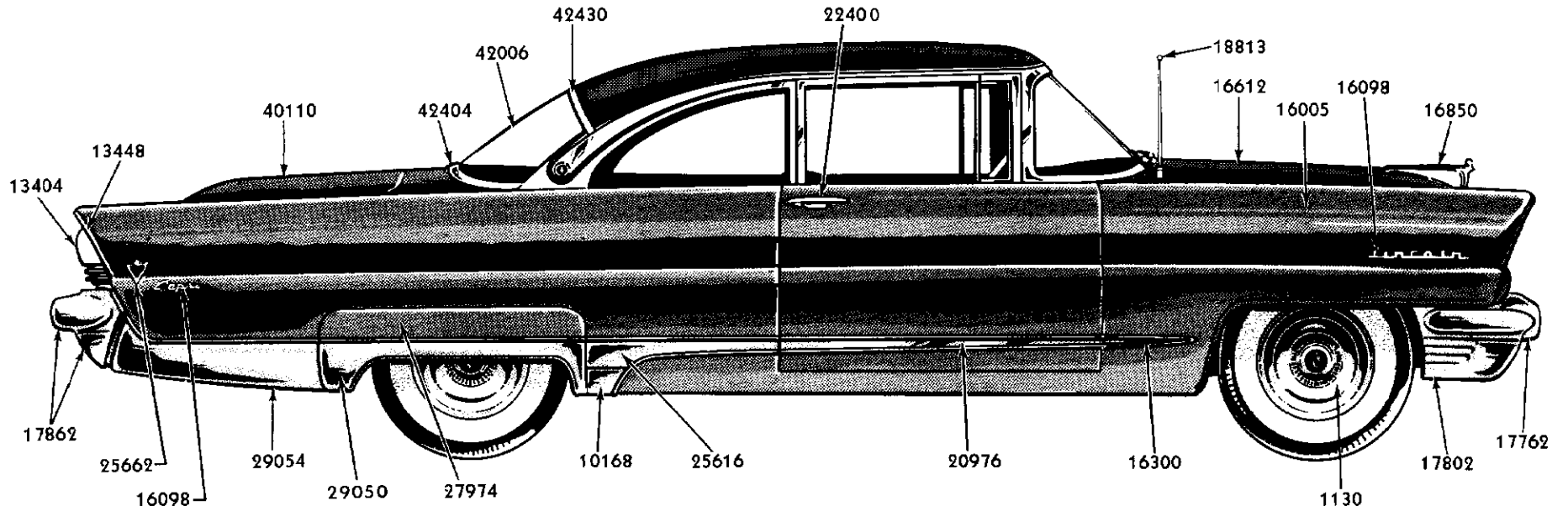
GROUP AND PART NUMBER	DESCRIPTION, SIZE, ETC.	NO. REQ'D	MODEL OR ENGINE CUBIC INCH DISPLACEMENT	YEAR 19__
<b>19971 HOSE (AIR CONDITIONER COMPRESSOR TO LOW PRESSURE VALVE)</b>				
LD 19971-A		(a) 1	All except 76	56
LE 19971-C		(b) 1	All except 76	57
354078-S	Gasket-flared tube-5/8"	2	a, b	
354981-S	Gasket-flared tube-5/8"	1	a	
<b>19972 HOSE (AIR CONDITIONER COMPRESSOR TO CONDENSER INLET VALVE)</b>				
LD 19972-A		(a) 1	All except 76	56
LD 19972-B	Use with FEL-19710-A condensers	(b) 1	All except 76	57
LD 19972-C	13/32" I.D. x 13/16" O.D. x 16-3/4" long	(b) 1	All except 76	57
FFC 19972-A		1	All	58
20348-S	Bolt-hex. hd. -3/8"-16 x 3/4"	1	a	
354077-S	Gasket-flared tube-1/2"	2	a, b	
357629-S	Washer-lock special-3/8"	1	a	
<b>19973 TUBE (AIR CONDITIONER FRONT EXPANSION VALVE TO LOW PRESSURE SHUT-OFF VALVE)</b>				
LD 19973-A	31-55/64" long	1	All except 76	56
<b>19A976 REGISTER &amp; CONTROL (AIR CONDITIONER INSTRUMENT PANEL)</b>				
	See basic part number 19A934			
<b>19977 HOSE (OUTSIDE AIR INTAKE TO EVAPORATOR)</b>				
FDU 19977-A	40" long	2	All except 76	56
		1	All except 76	57
<b>19981 PANEL (AIR CONDITIONER CONTROL)</b>				
FDU 19981-AP		1	All except 76	56
<b>19982 BRACKET (AIR CONDITIONER CONTROL MOUNTING)</b>				
FAA 19982-B		1	All except 76	56
<b>19983 PLATE (AIR CONDITIONER CONTROL NAME)</b>				
FDU 19983-A		(a) 1	All except 76	56
45036-S	Clip-stud flat spring-1/8"	4	a	
<b>19984 LEVER CONTROL (AIR CONDITIONER TEMPERATURE CONTROL)</b>				
FDL 19984-A		1	All except 76	56
<b>19985 KNOB (AIR CONDITIONER TEMPERATURE CONTROL)</b>				
FAA 19985-AP		(a) 1	All except 76	56
353506-S	Set screw-socket headless-No. 8-32	1	a	
<b>19986 SWITCH (AIR CONDITIONER BLOWER)</b>				
	See basic part number 19A642			
<b>19987 REINFORCEMENT (AIR CONDITIONER CONTROL MOUNTING)</b>				
FAA 19987-A		1	All except 76	56
<b>19988 CONTROL CABLE (AIR CONDITIONER TEMPERATURE)</b>				
FDU 19988-A	88" long	(a) 1	All except 76	56
42060-S	Screw-slot hex. hd. tapp. -No. 10-12 x 3/8"	1	a	
353261-S7	Clip-control wire-cable to bracket	1	a	
<b>19A990 VALVE (AIR CONDITIONER COMPRESSOR) HIGH PRESSURE</b>				
B8LY 19A990-A	⊕FFC-15051-C	1	All	58/59
<b>19998 TRAP (AIR CONDITIONER EVAPORATOR DRAIN)</b>				
FFC 19998-A	R.H. and L.H.	2	All	58/59
<b>19999 MOULDING (PACKAGE TRAY TO ROOF DUCT)</b>				
BS 19999-A	5-55/64"	(a) 2	All except 76	56/57
34052-S8	Nut-cold punched hex. hd. -No. 8-32	6	a	



**1956 LINCOLN**

PLC-324

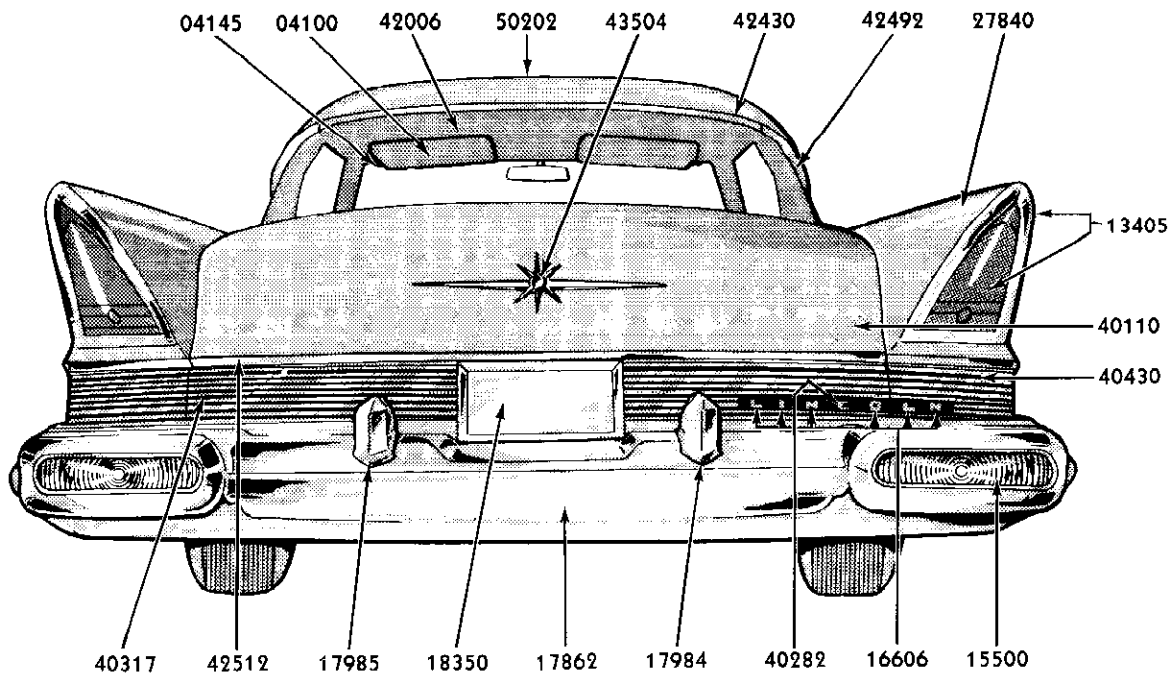
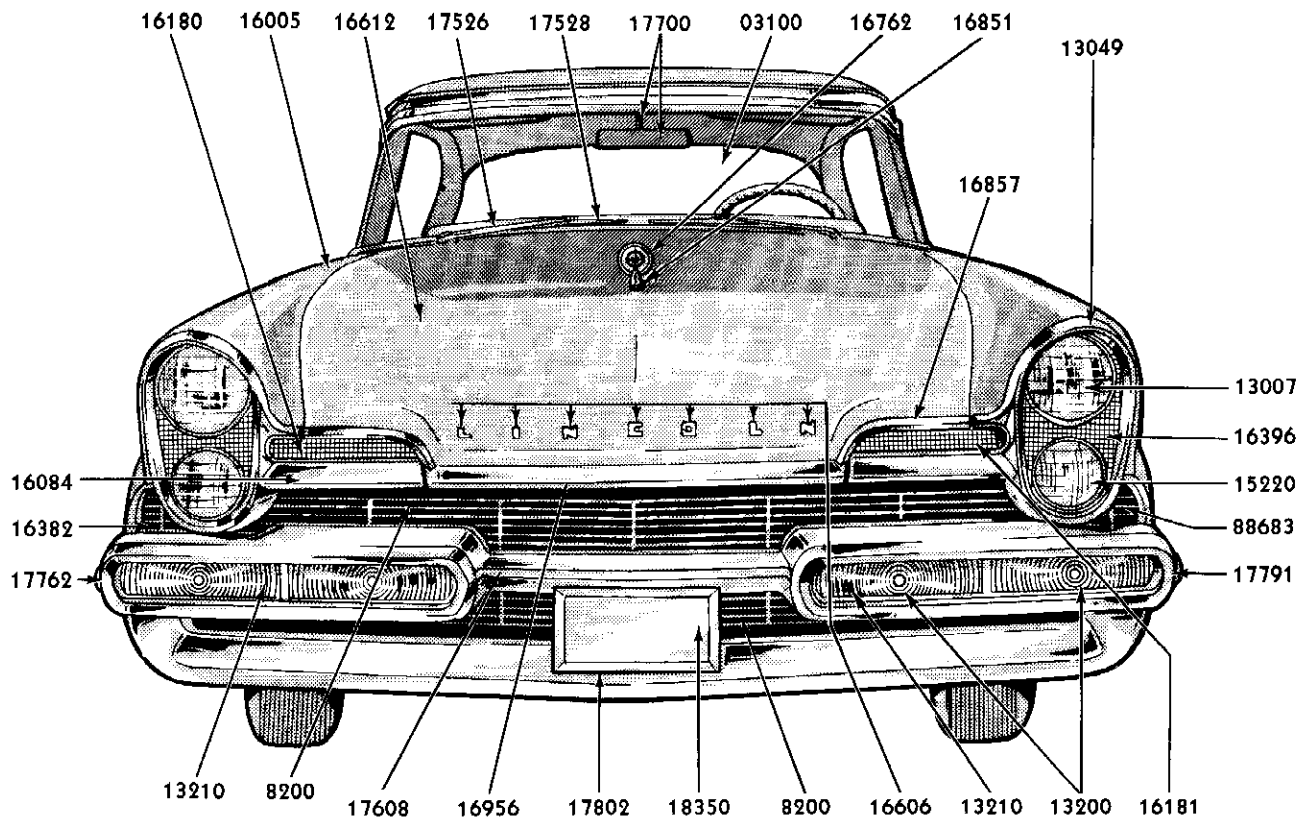
**EXTERIOR VIEW - FRONT & REAR**



1956 LINCOLN

PLC-56

EXTERIOR VIEW - SIDE

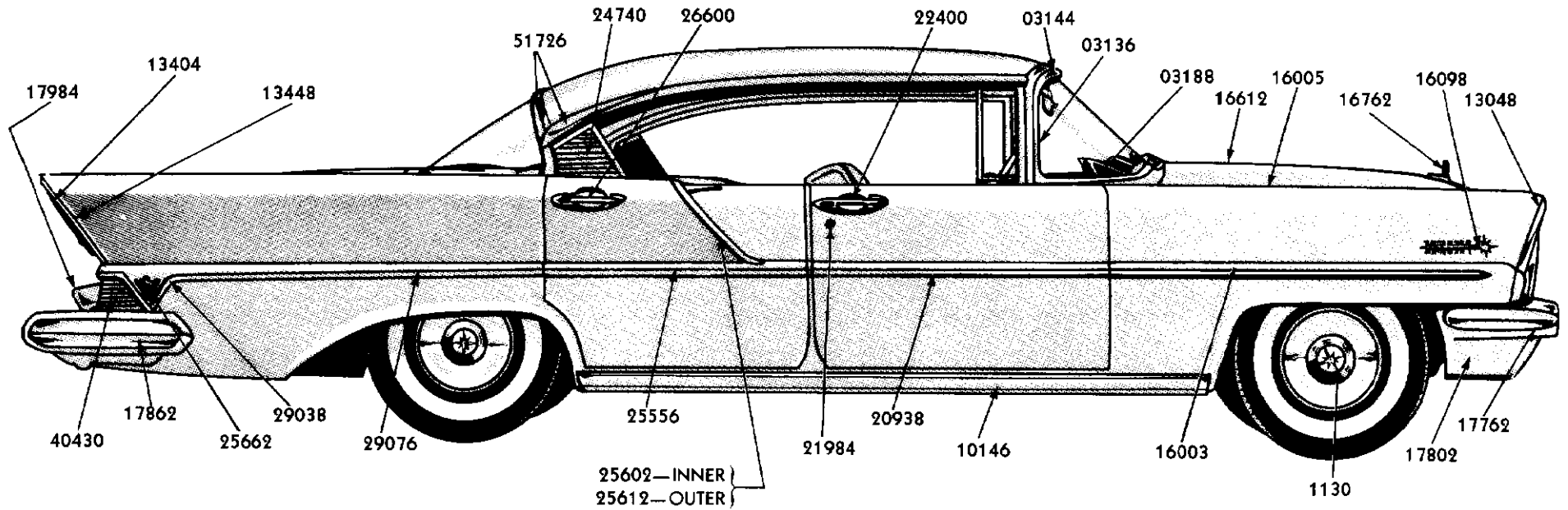


**1957 LINCOLN**

PLC-325

**EXTERIOR VIEW - FRONT & REAR**

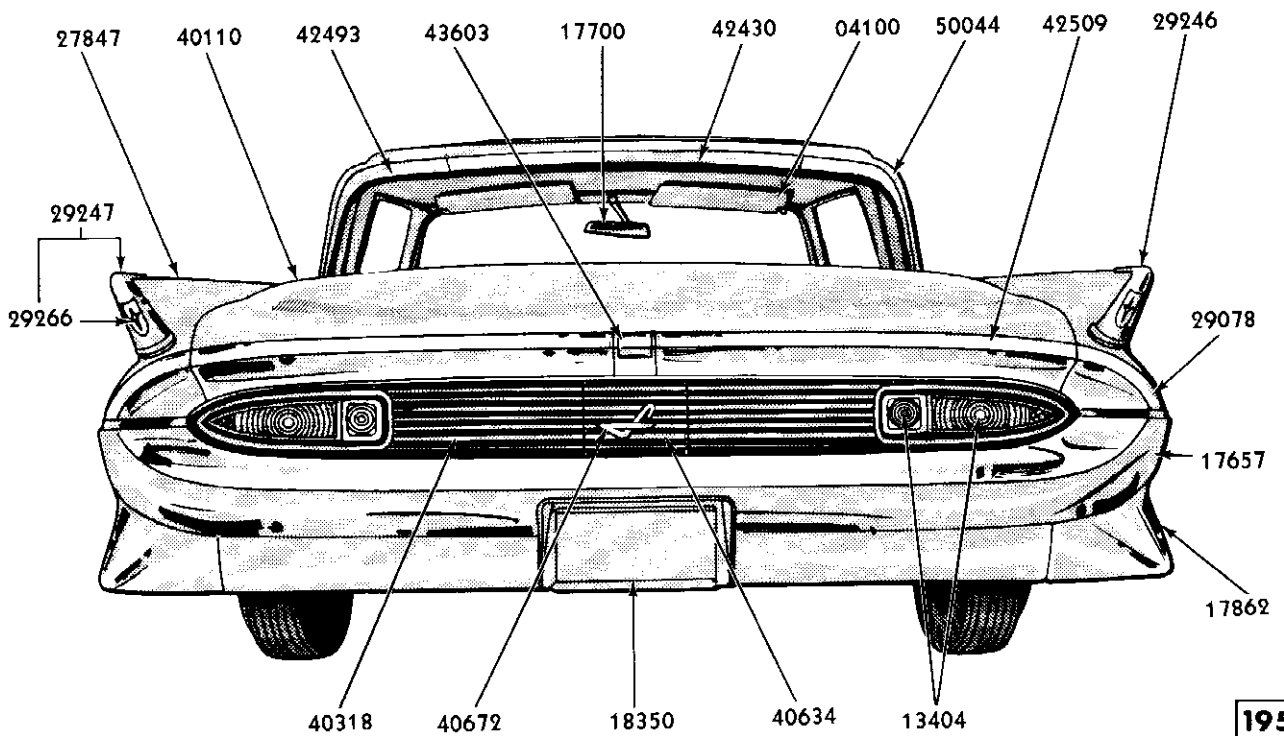
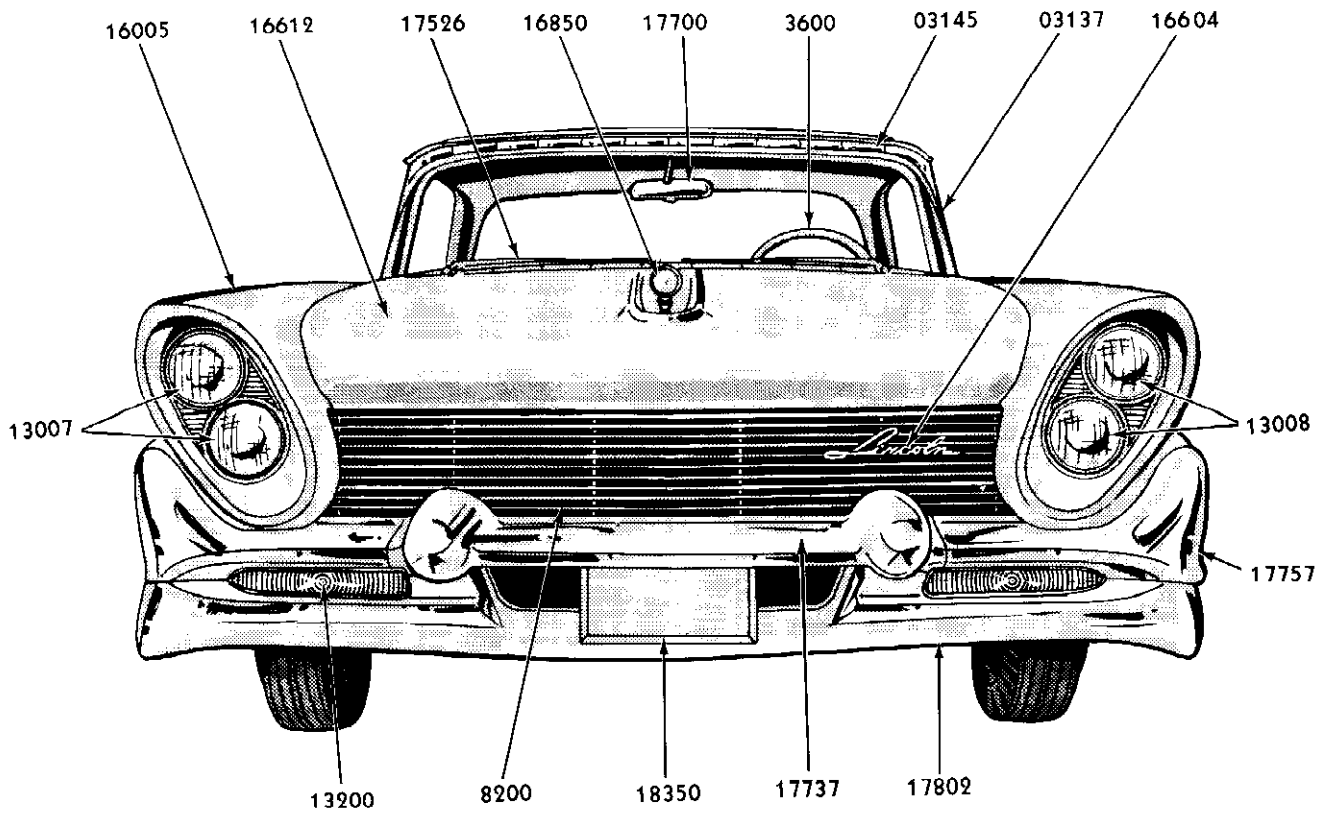




**1957 LINCOLN**

PLC-163

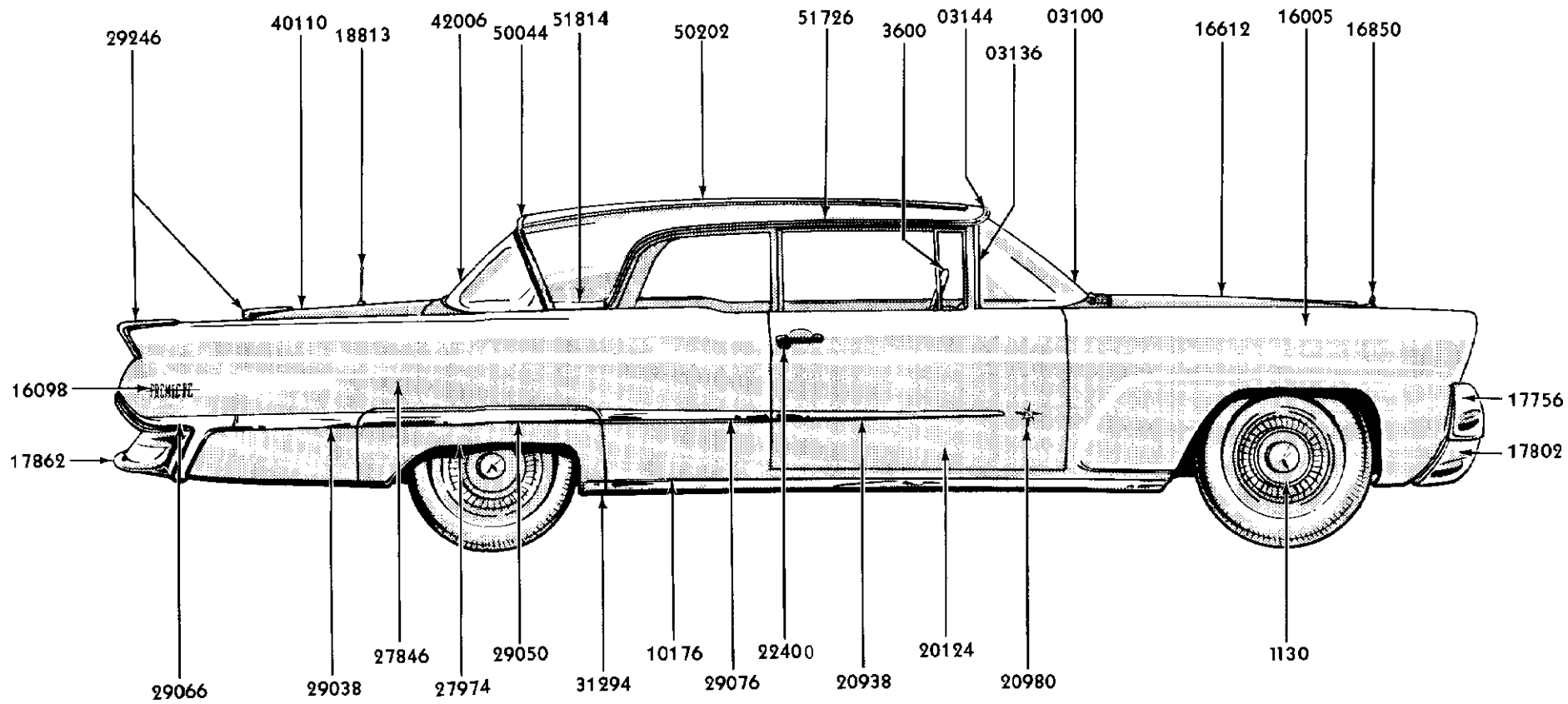
**EXTERIOR VIEW - SIDE**



1958

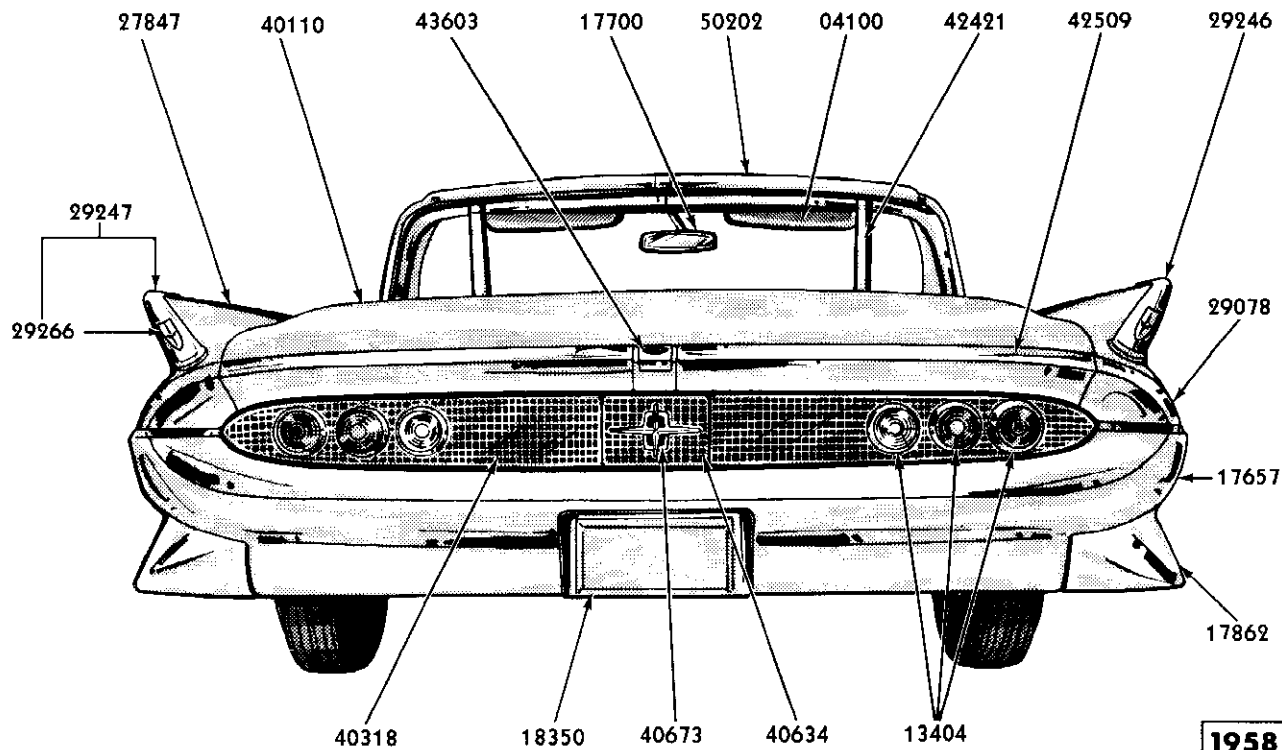
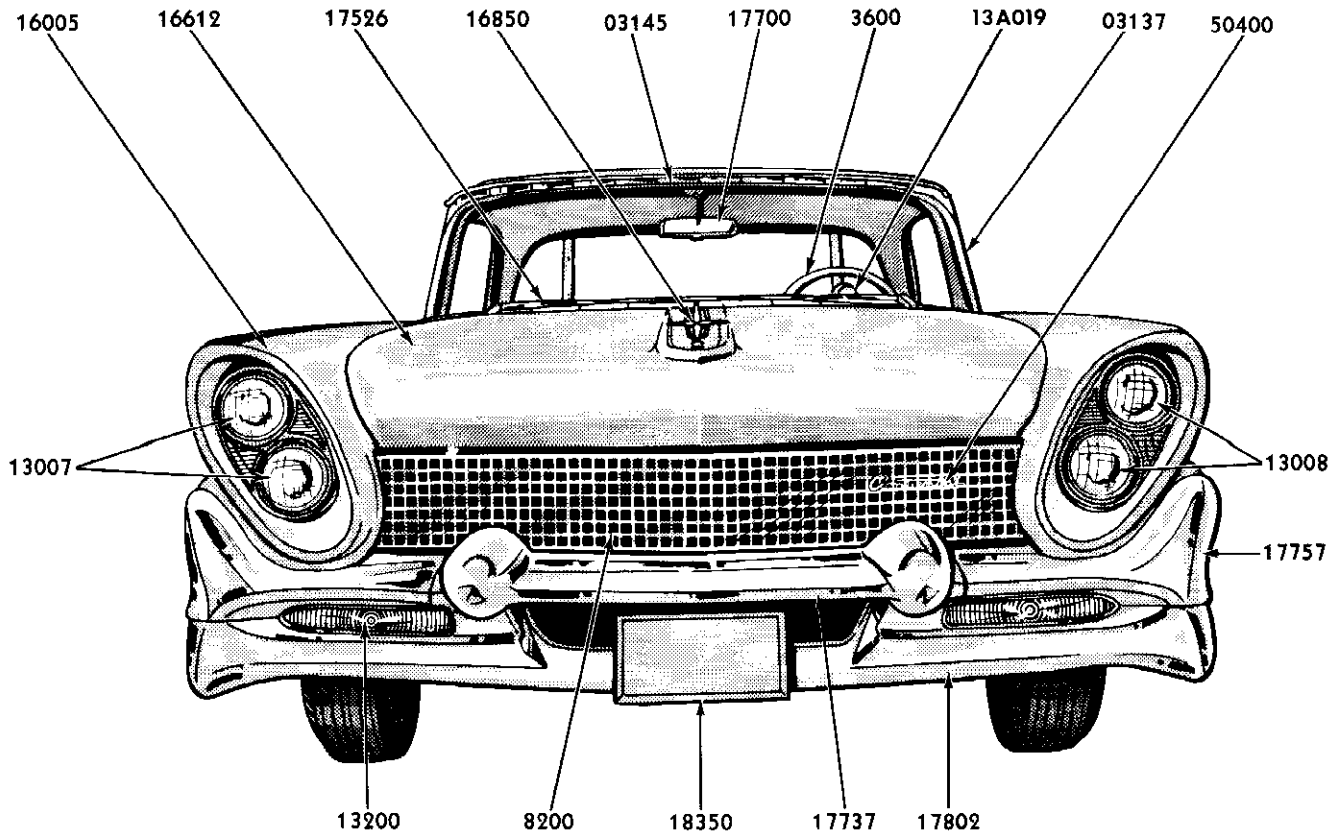
PLC-249

EXTERIOR VIEW, LINCOLN - FRONT & REAR



**1958 LINCOLN**

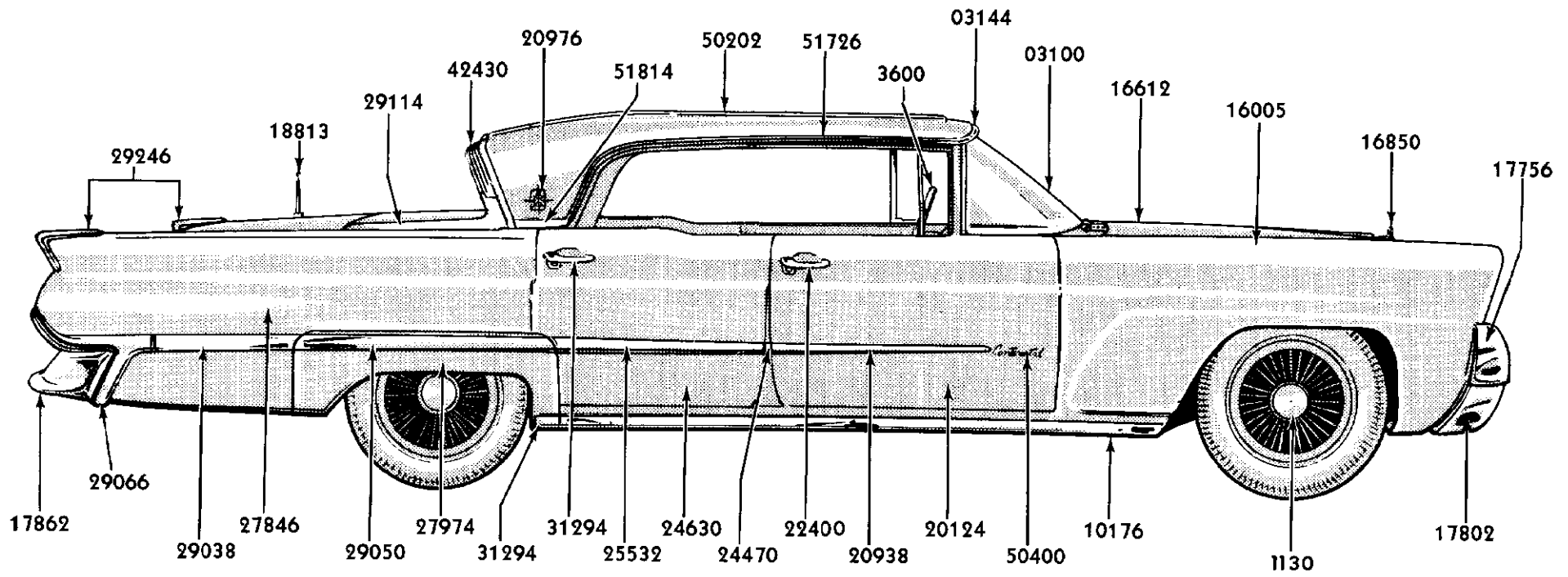
**EXTERIOR VIEW, LINCOLN - SIDE**



**1958**

PLC-267

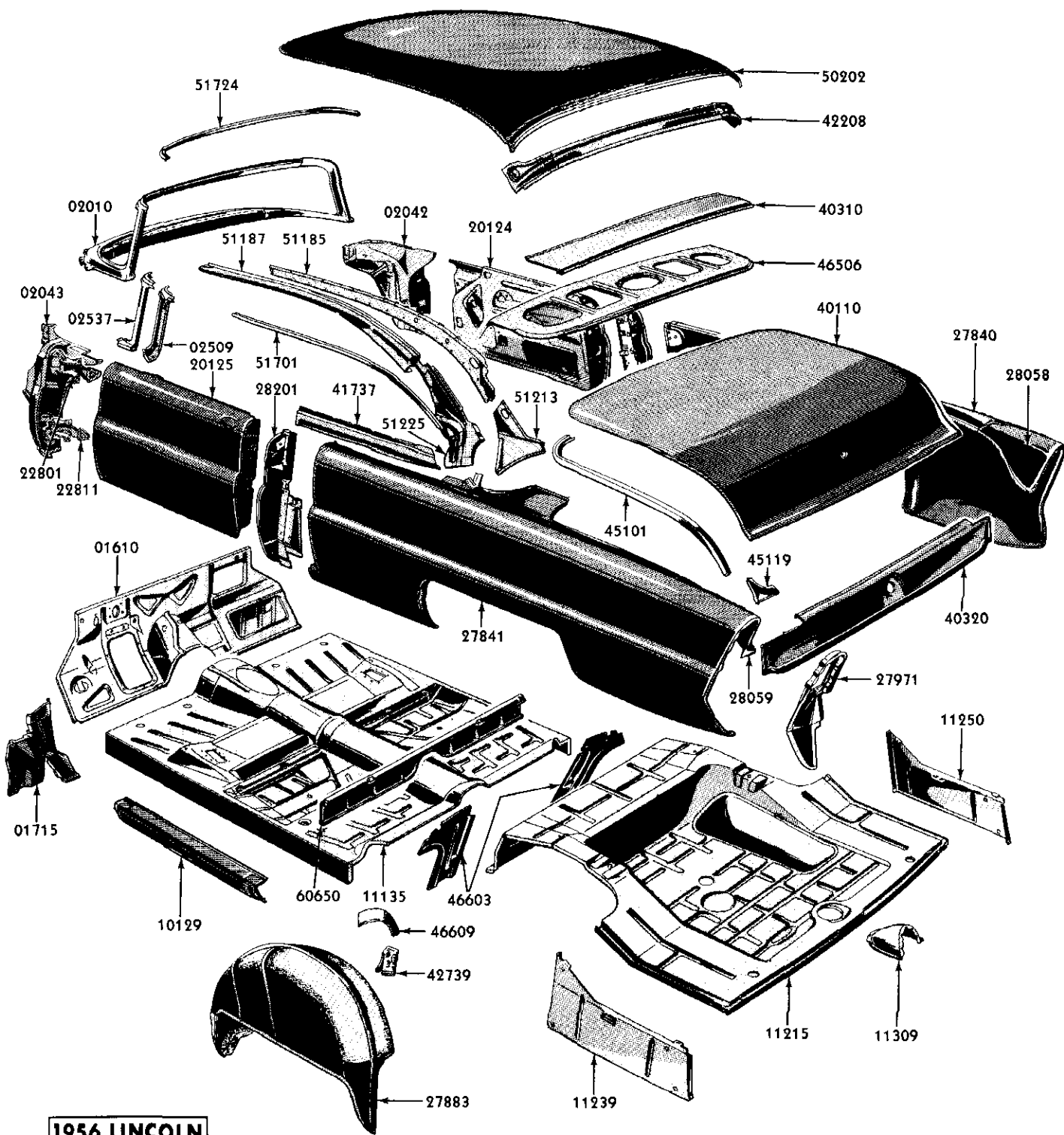
**EXTERIOR VIEW, CONTINENTAL - FRONT & REAR**



**1958 CONTINENTAL**

PLC-263

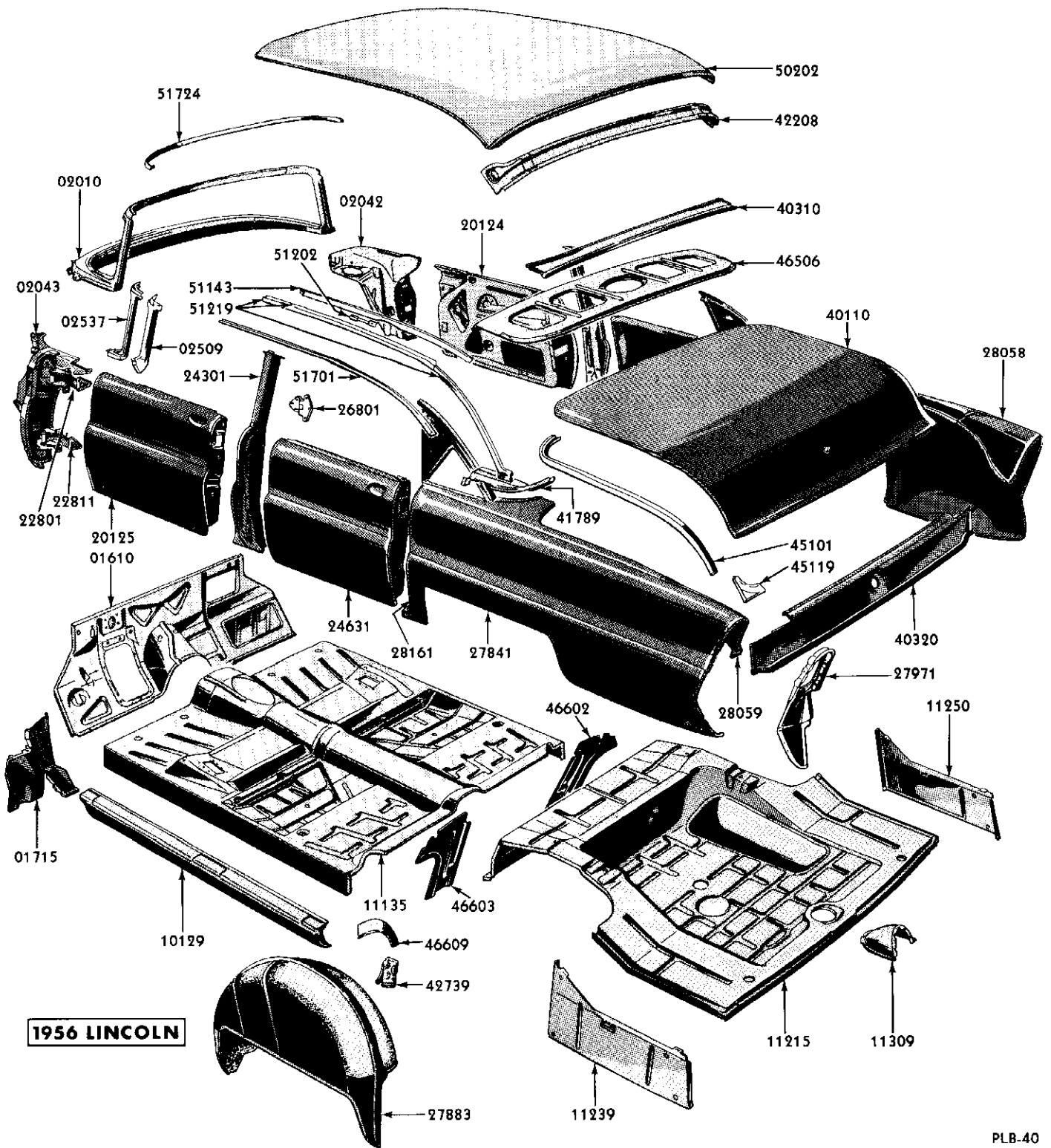
**EXTERIOR VIEW, CONTINENTAL - SIDE**



**1956 LINCOLN**

PLB-39

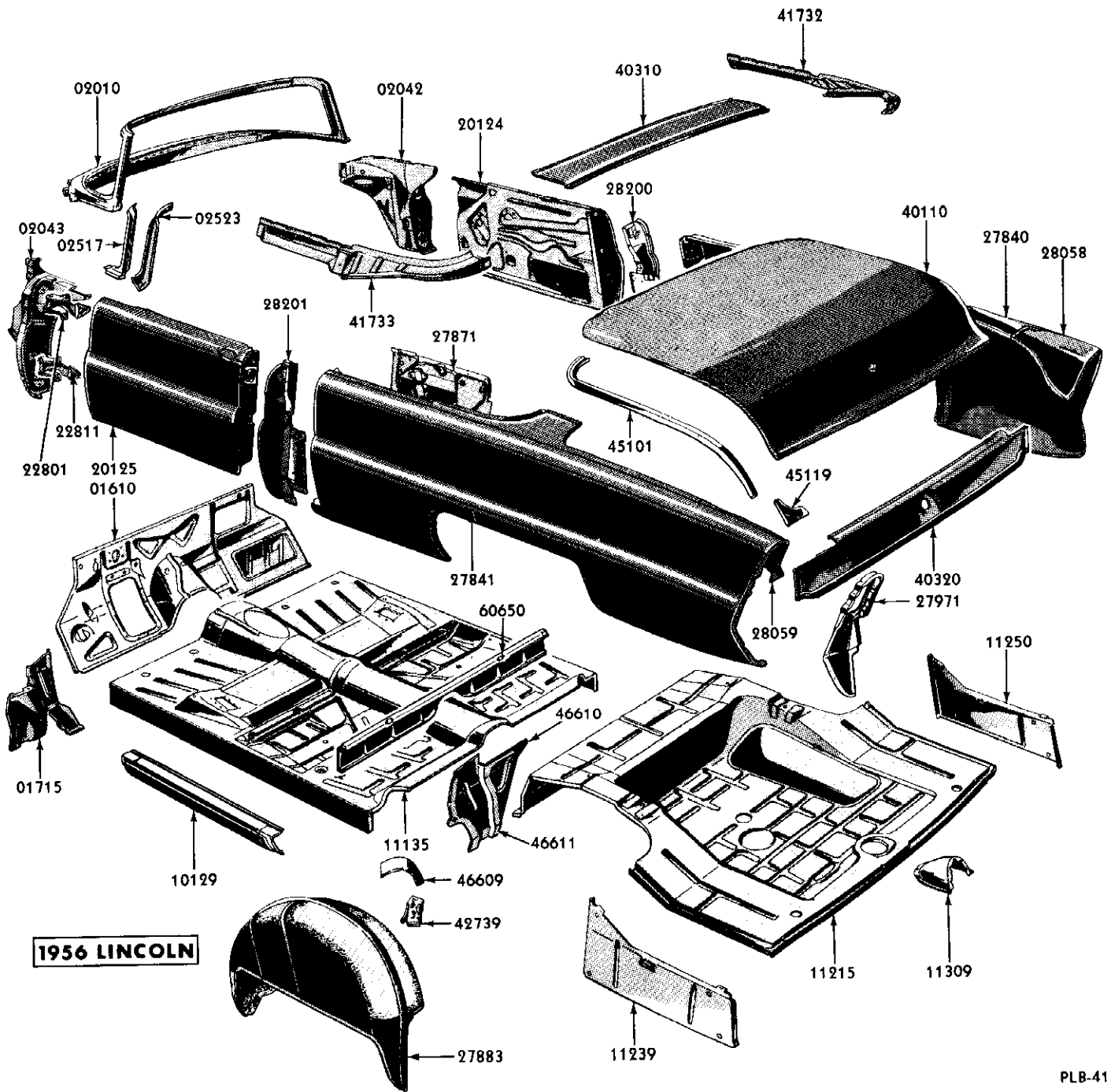
**SHEET METAL - BODY TYPE 60**



1956 LINCOLN

PLB-40

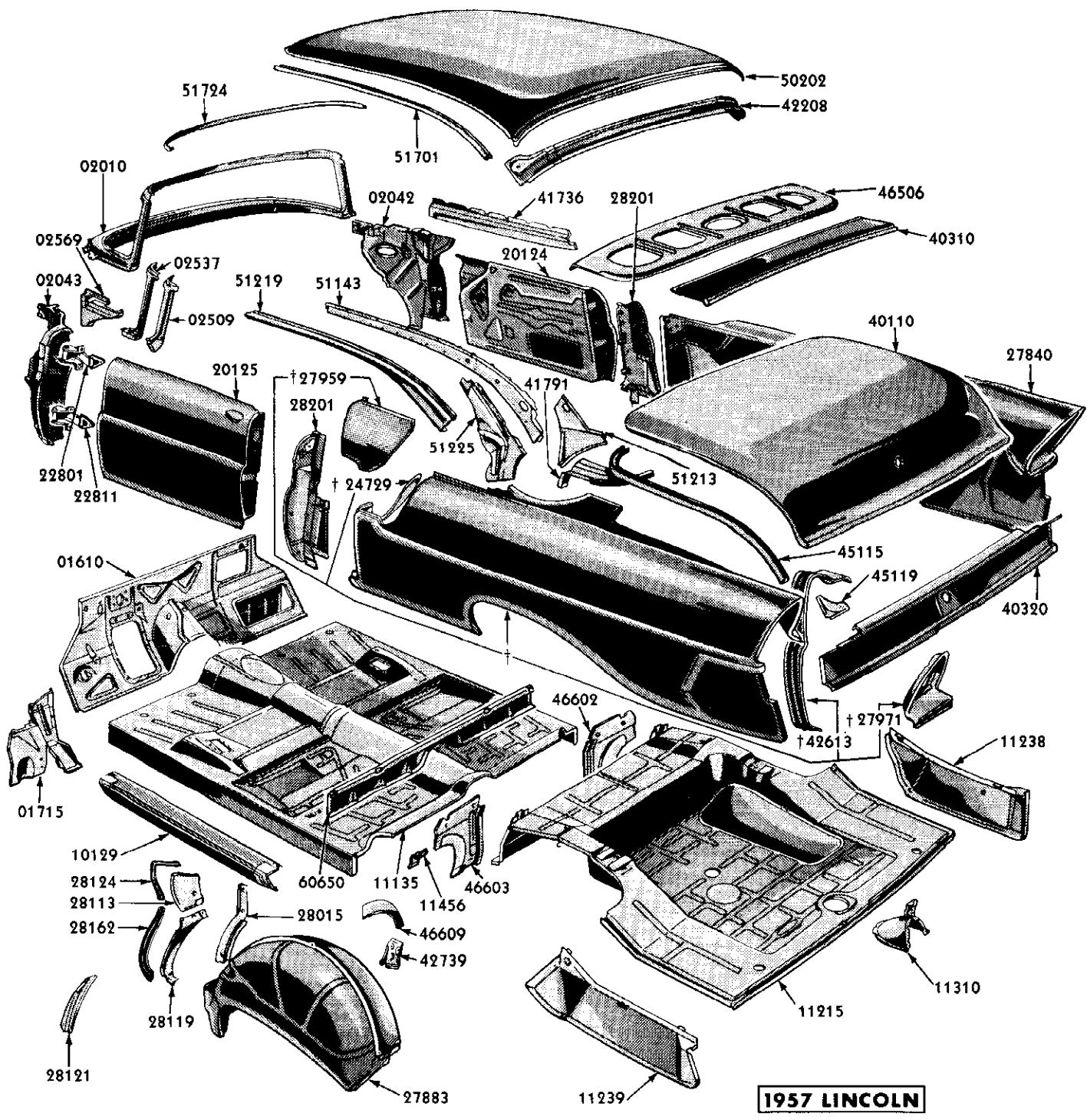
SHEET METAL - BODY TYPE 73



PLB-41

SHEET METAL - BODY TYPE 76




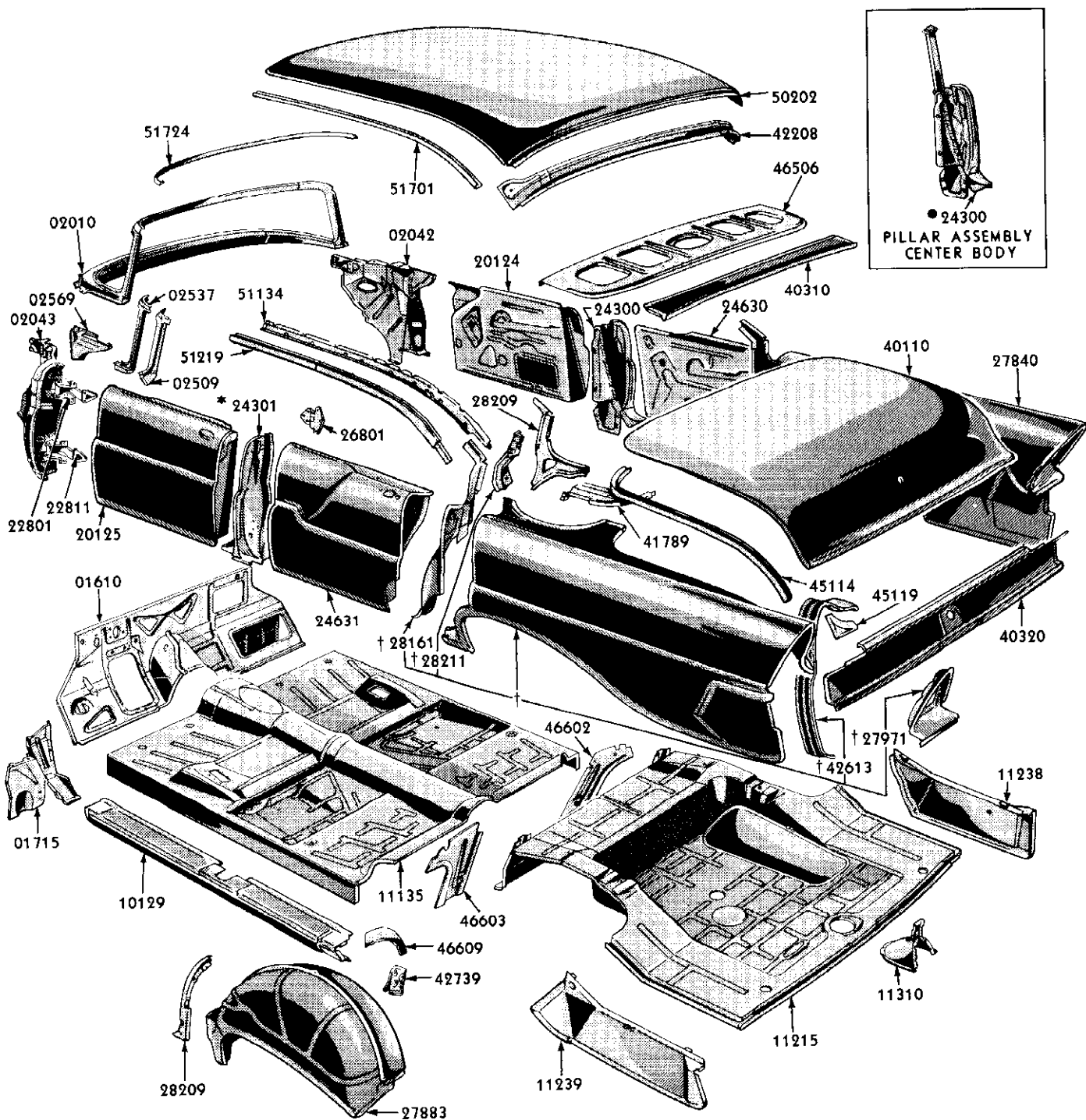


**1957 LINCOLN**

†SERVICED IN ASSEMBLY GROUP 27841

PLB-89

**SHEET METAL - BODY TYPE 60**



**1957 LINCOLN**

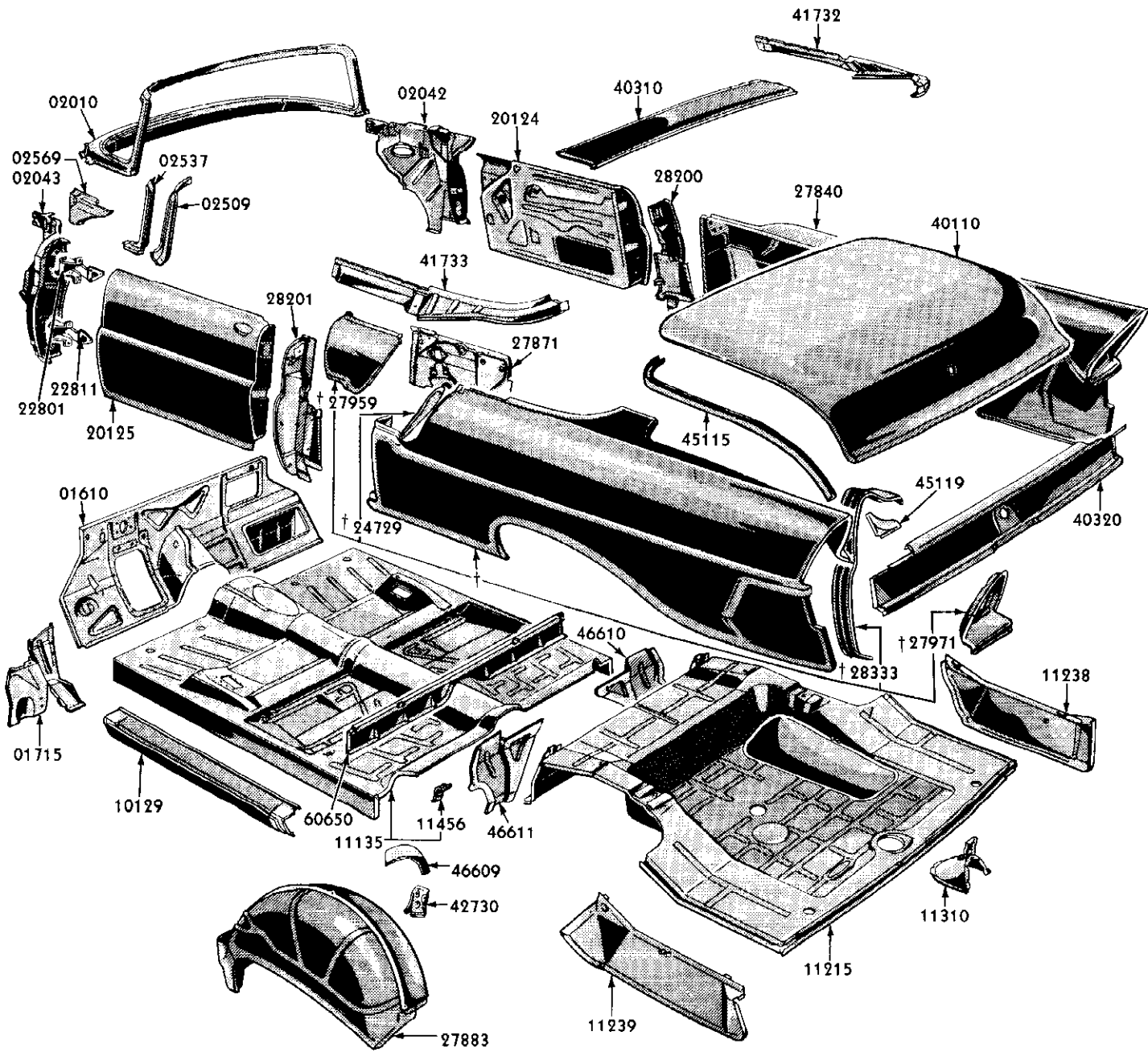
\*MODEL 57 ONLY

●MODEL 58 ONLY

†SERVICED IN ASSEMBLY GROUP 27841

PLB-90

**SHEET METAL - BODY TYPE 57**

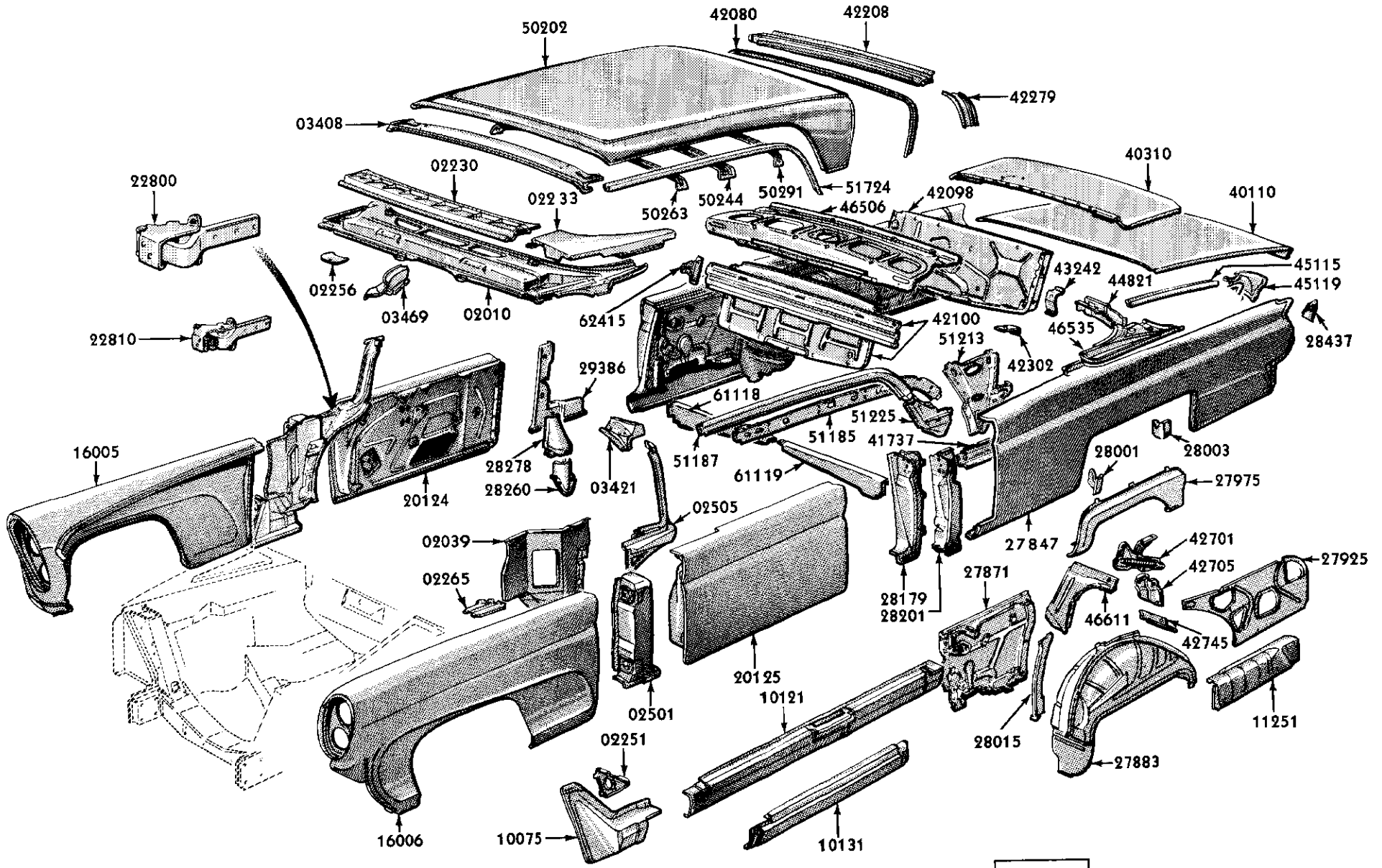


†SERVICED IN ASSEMBLY GROUP 27841

**1957 LINCOLN**

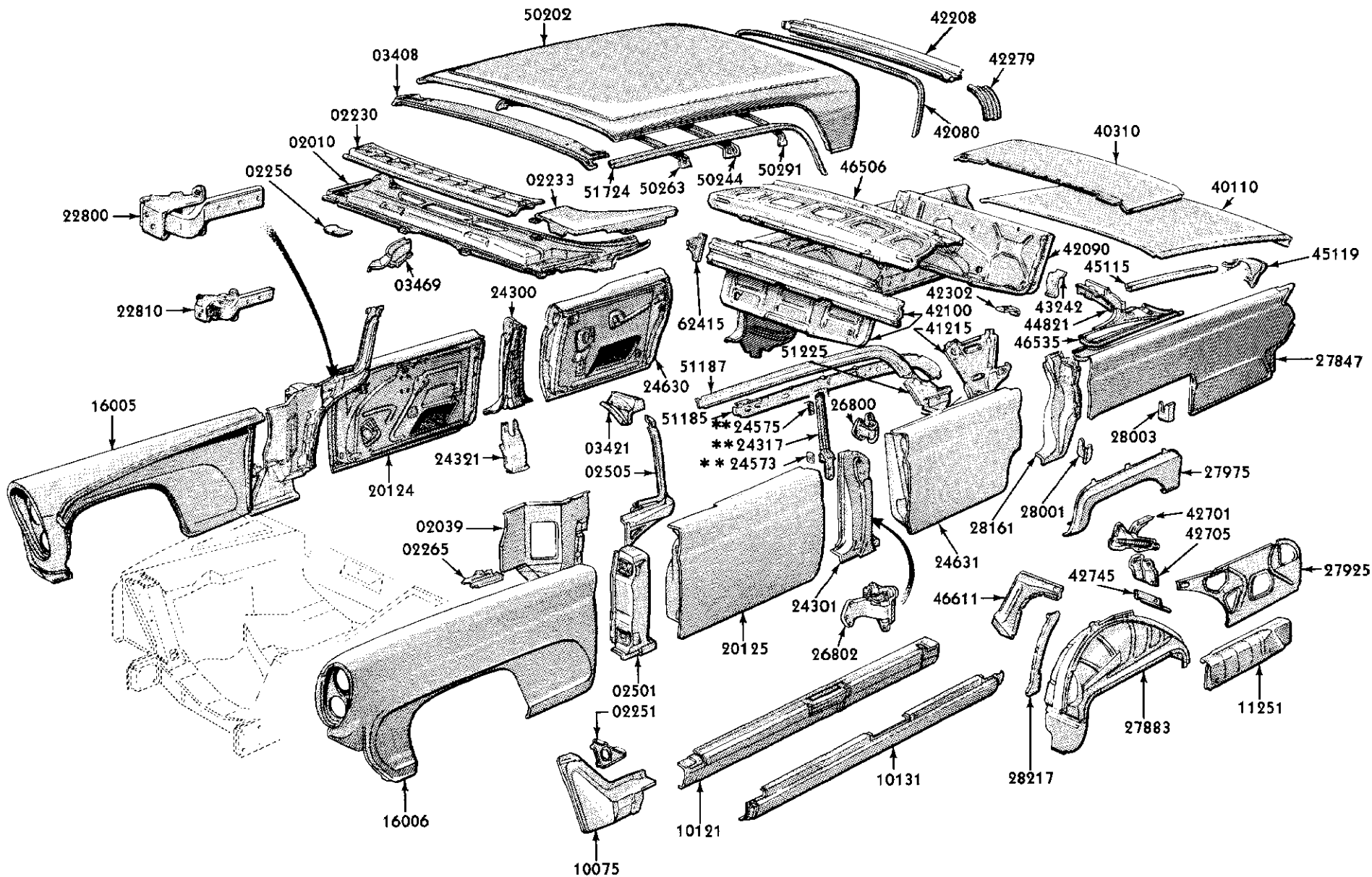
PLB-91

**SHEET METAL - BODY TYPE 76**



1958-59

SHEET METAL - BODY TYPE 65

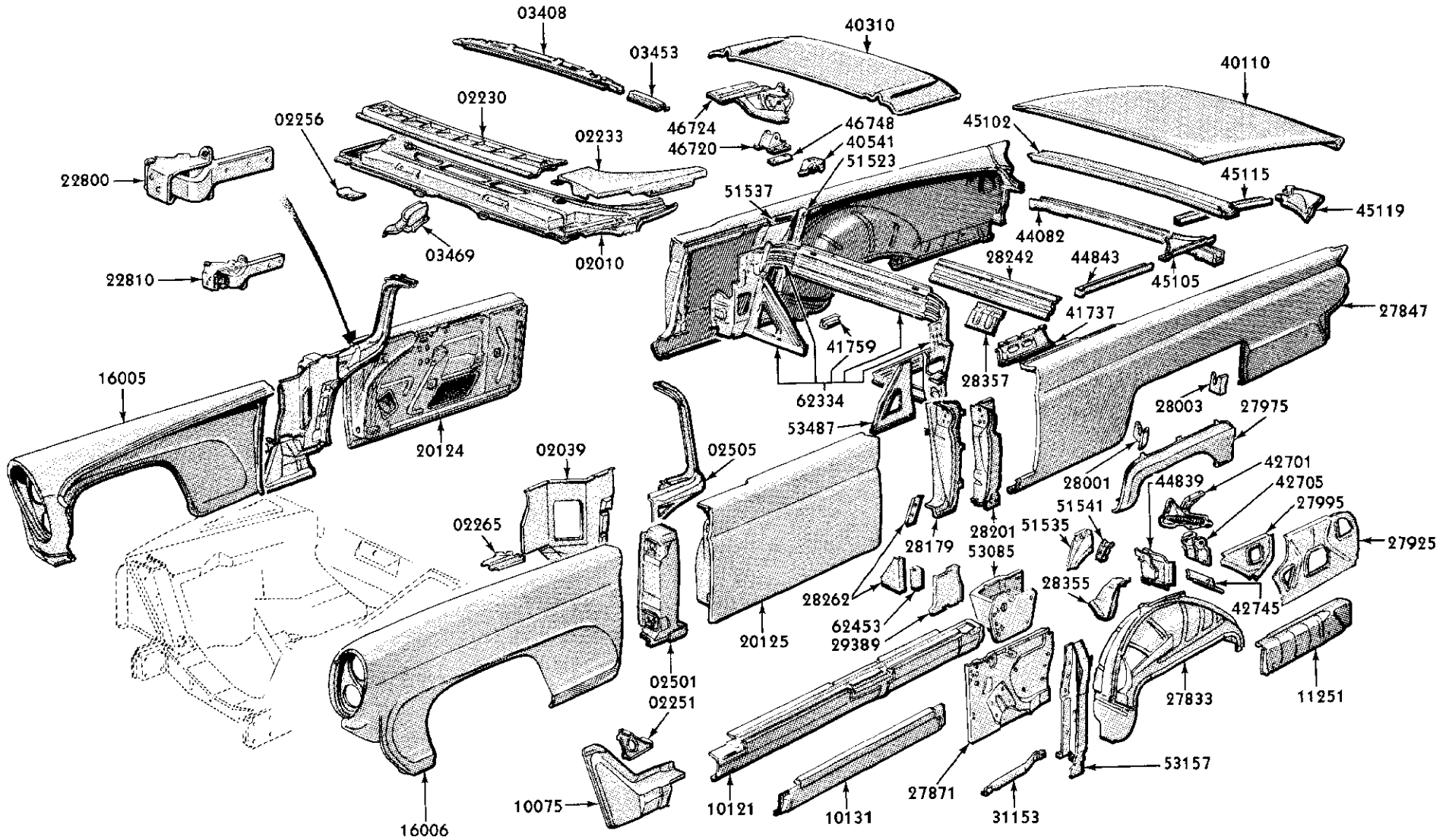


\*\*USED FOR BODY TYPE 54 ONLY

1958-59

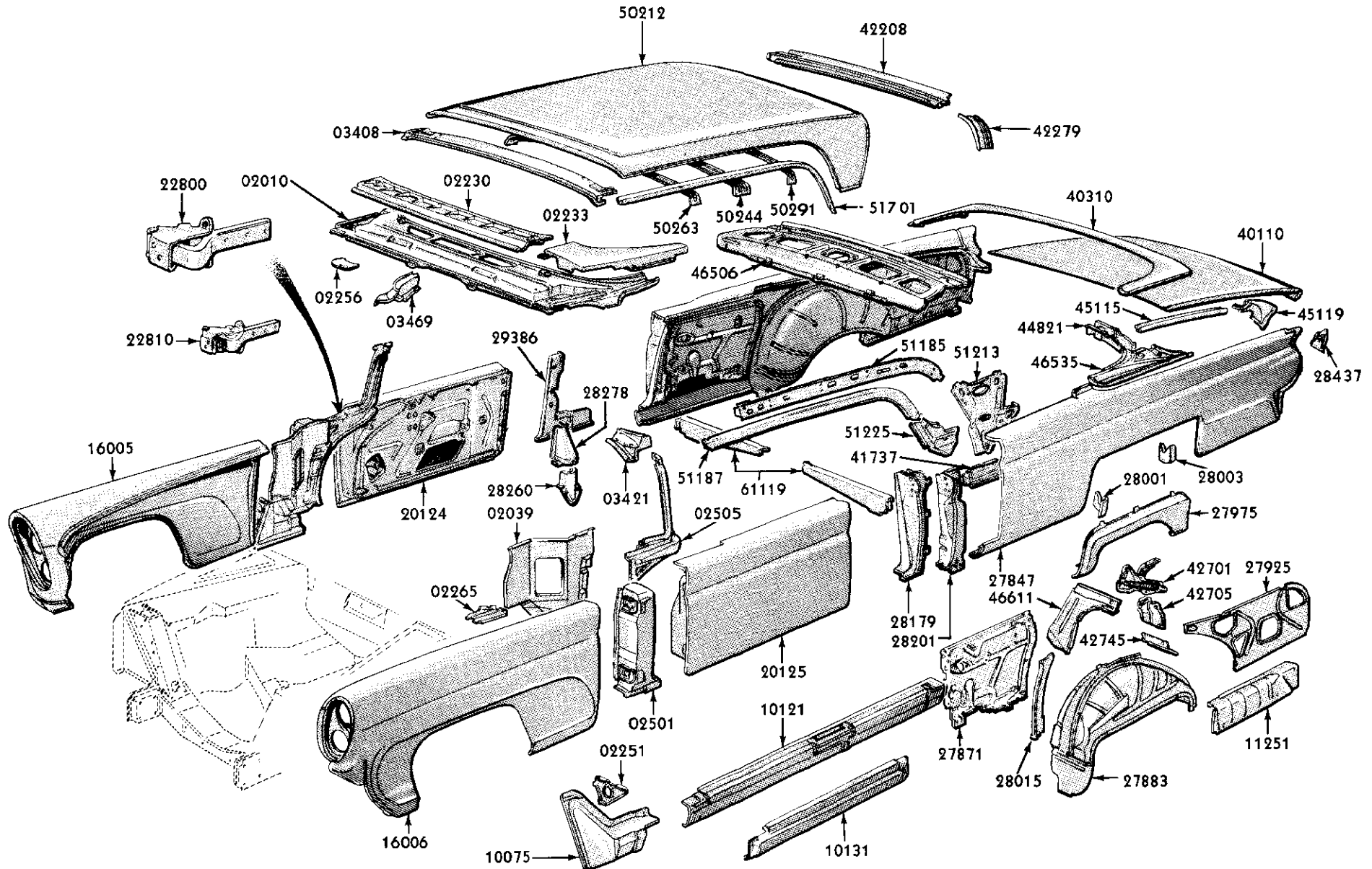
PLB-135

SHEET METAL - BODY TYPE 54 & 75



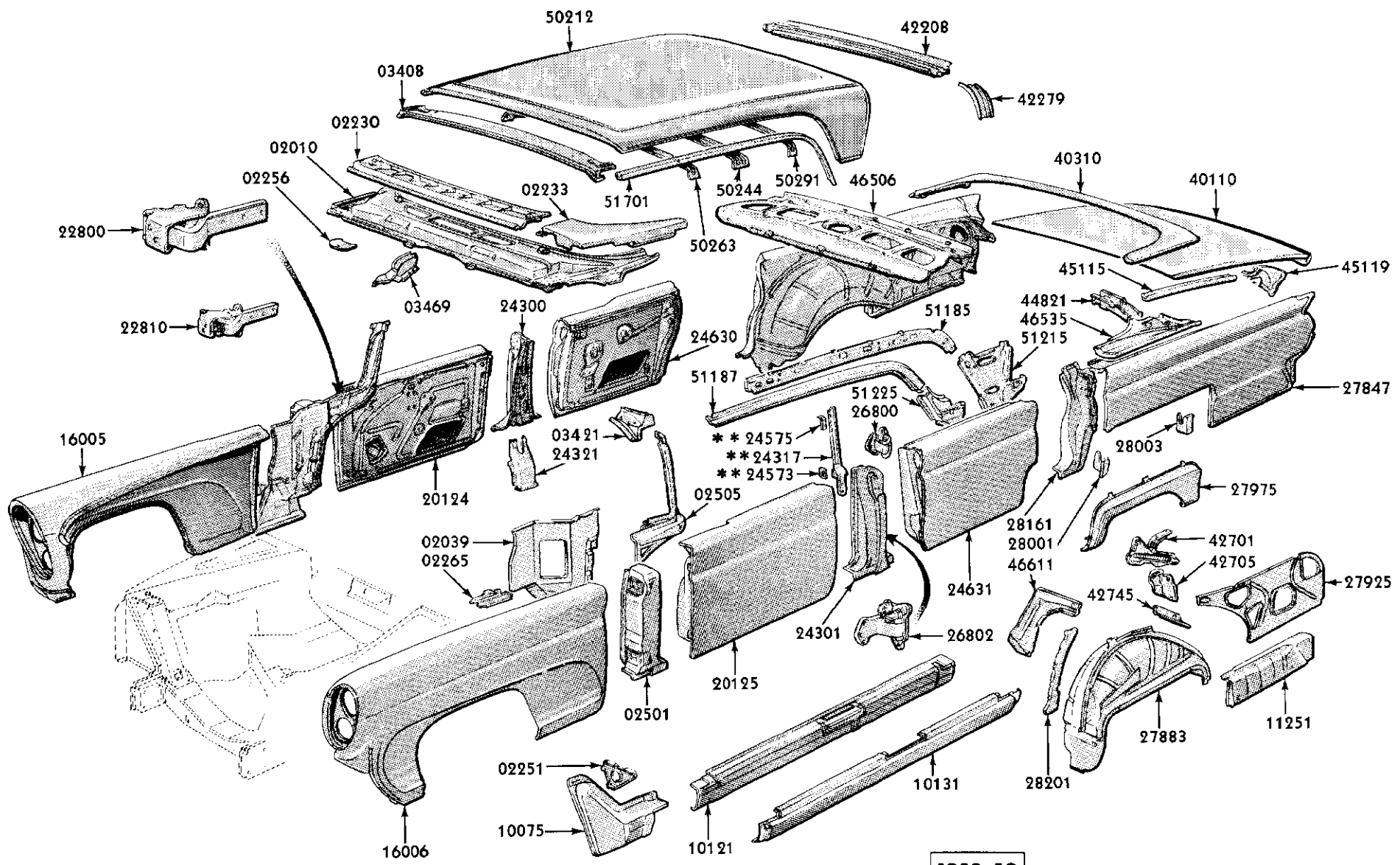
1958-59

SHEET METAL - BODY TYPE 68



1958-59

SHEET METAL - BODY TYPE 63



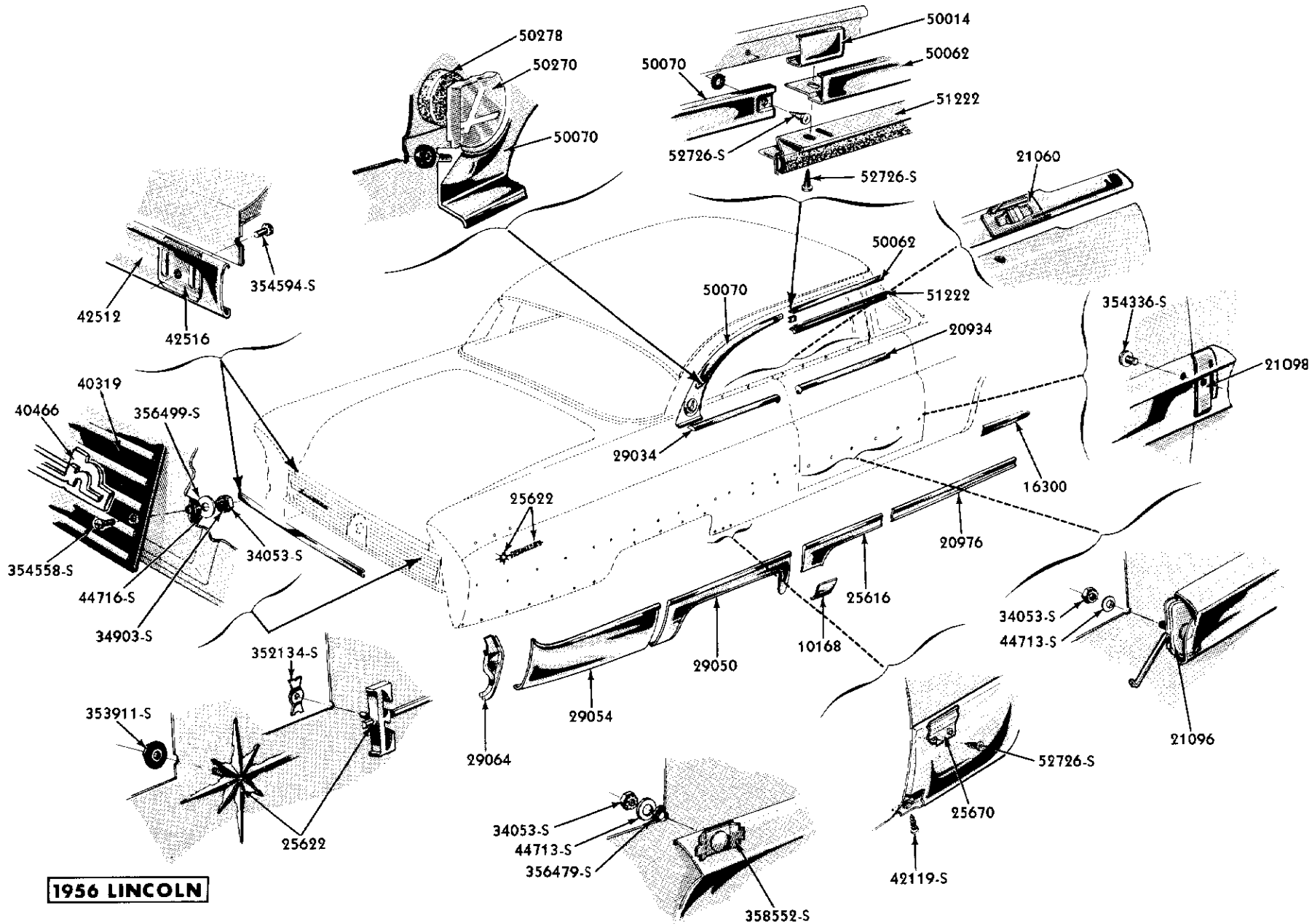
\*\* 24575  
 \*\* 24317  
 \*\* 24573

1958-59

\*\* USED FOR BODY TYPE 53A-B ONLY

SHEET METAL - BODY TYPE 53 & 57

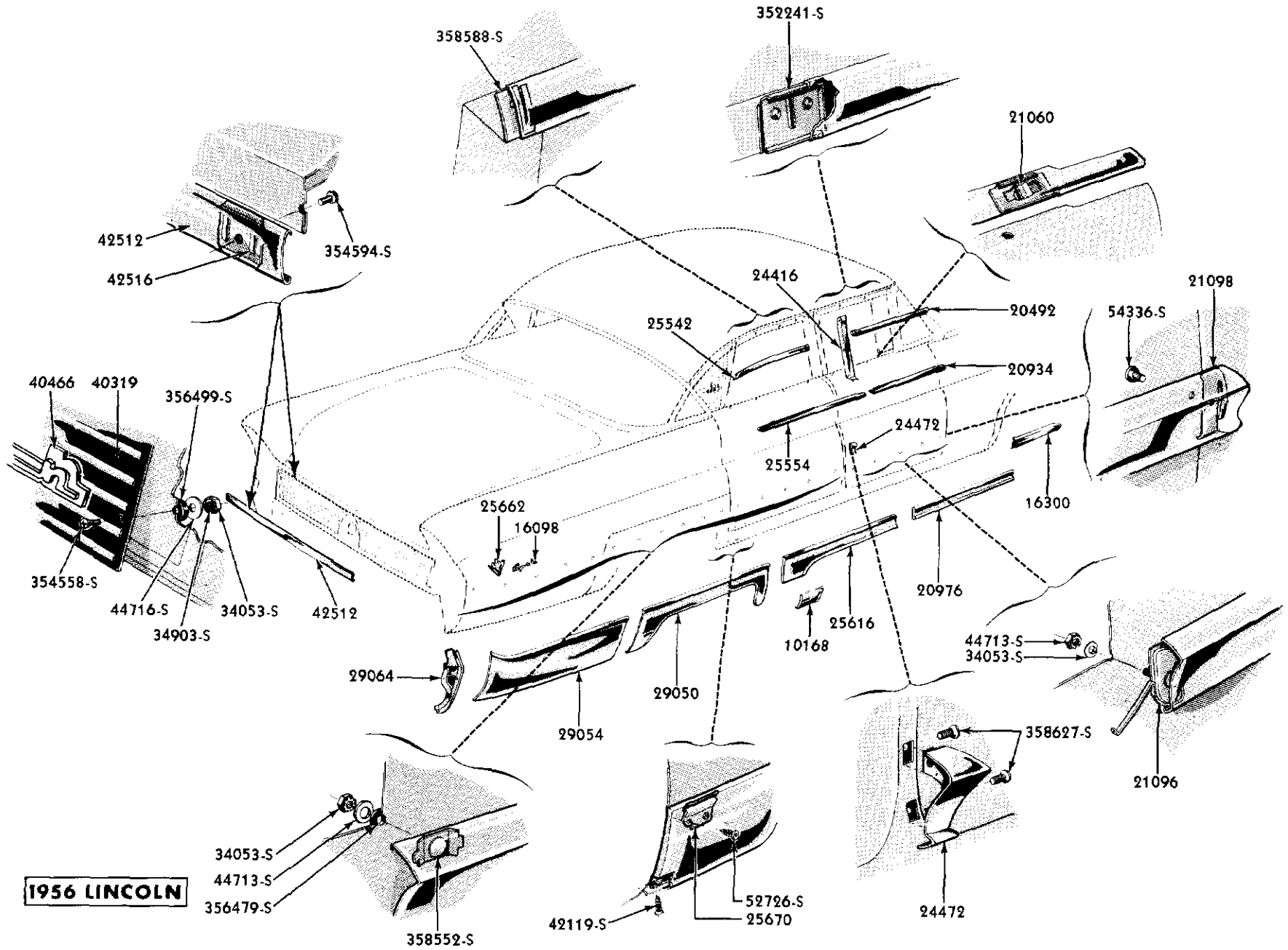




1956 LINCOLN

EXTERIOR MOULDINGS - BODY TYPE 60

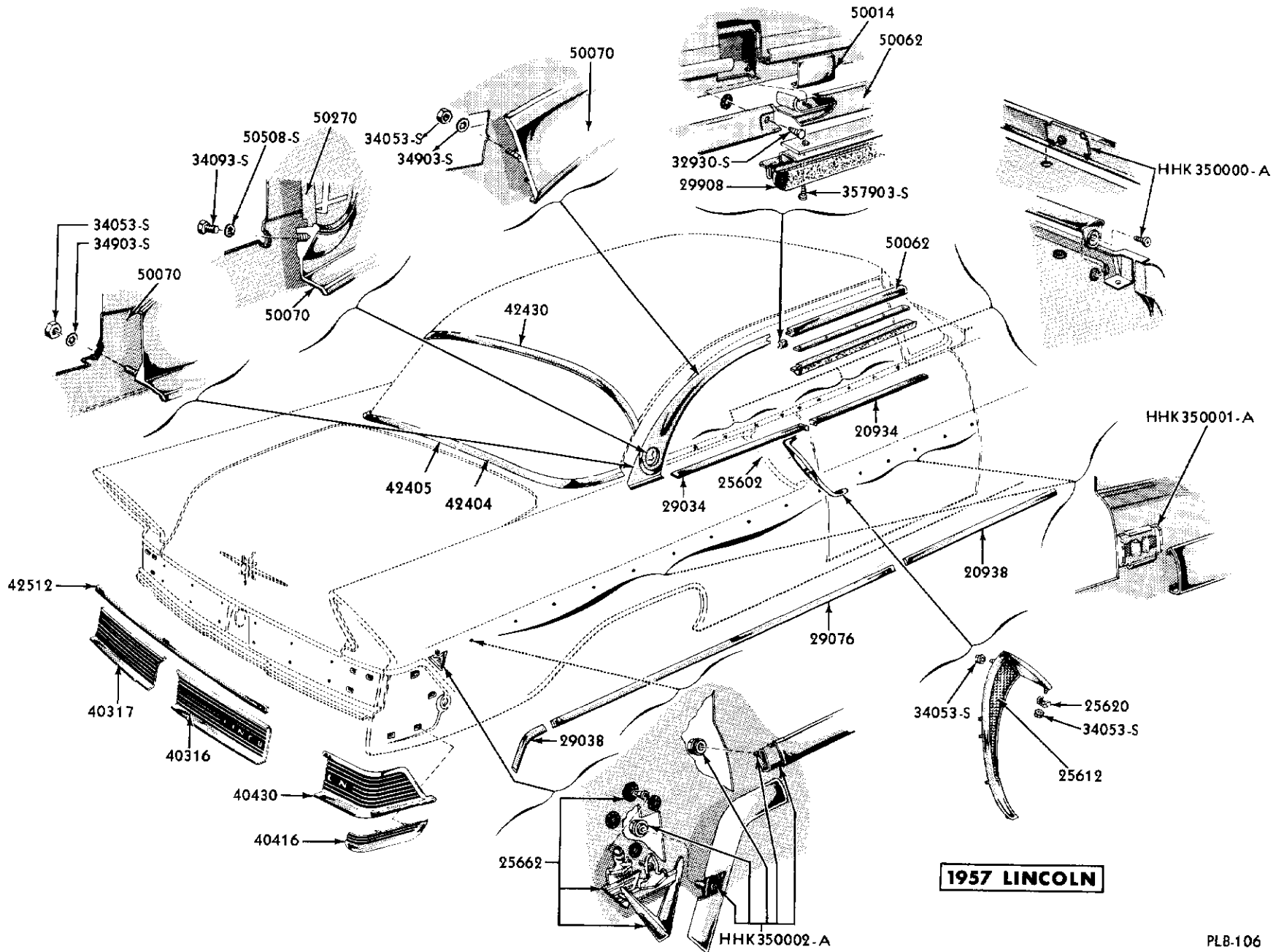
466



1956 LINCOLN

EXTERIOR MOULDINGS - BODY TYPE 73

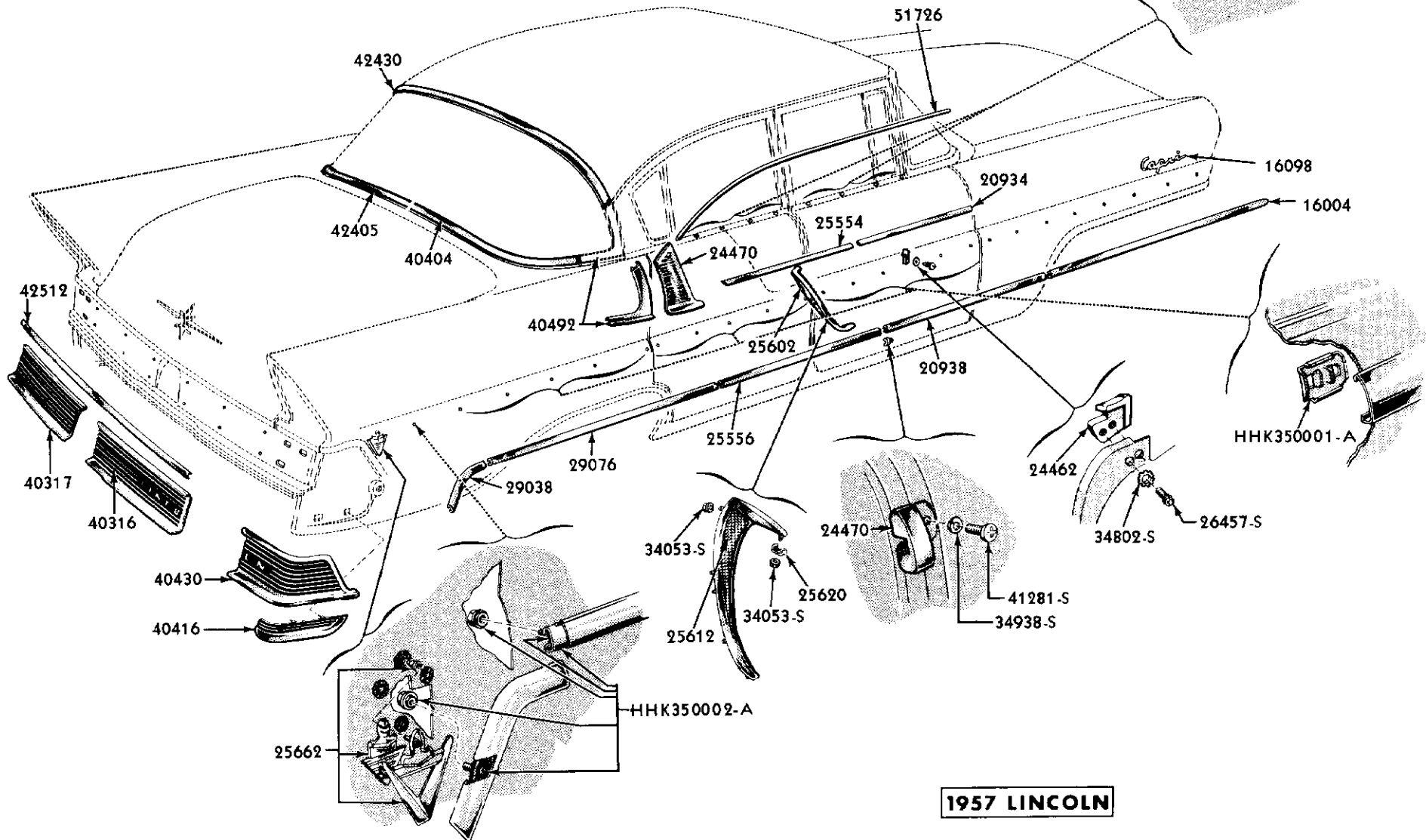
PLB-46



1957 LINCOLN

EXTERIOR MOULDINGS - BODY TYPE 60

HHK350000-A

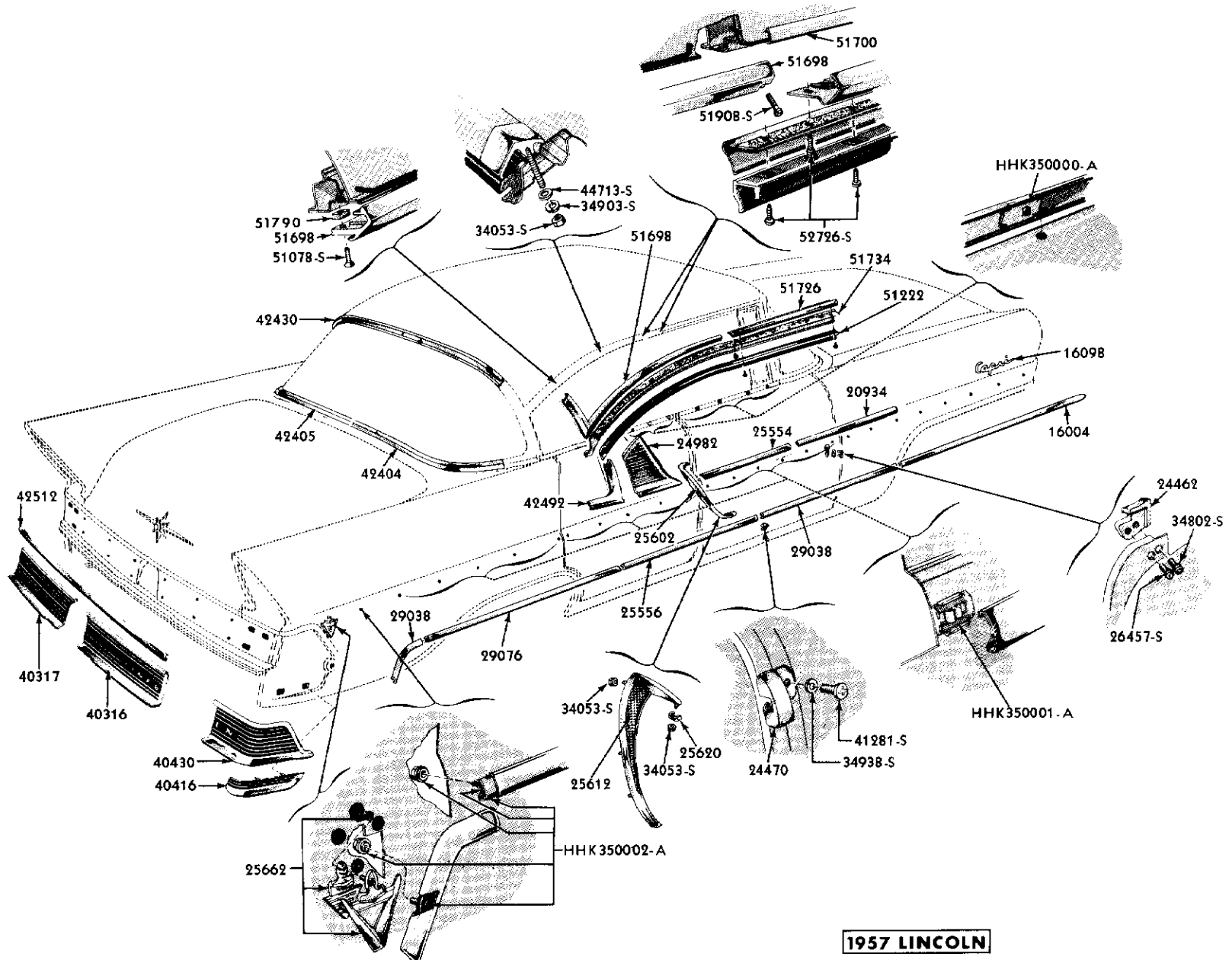


1957 LINCOLN

PLB-105

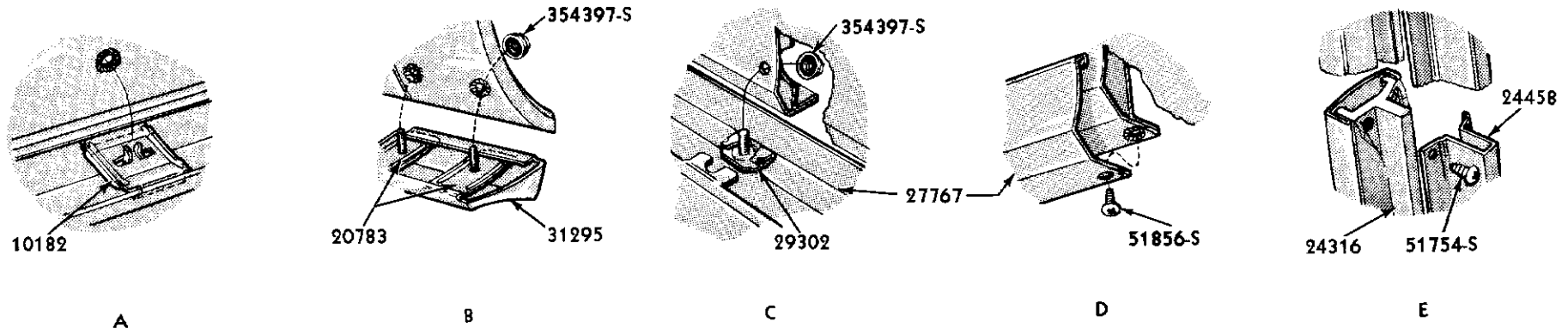
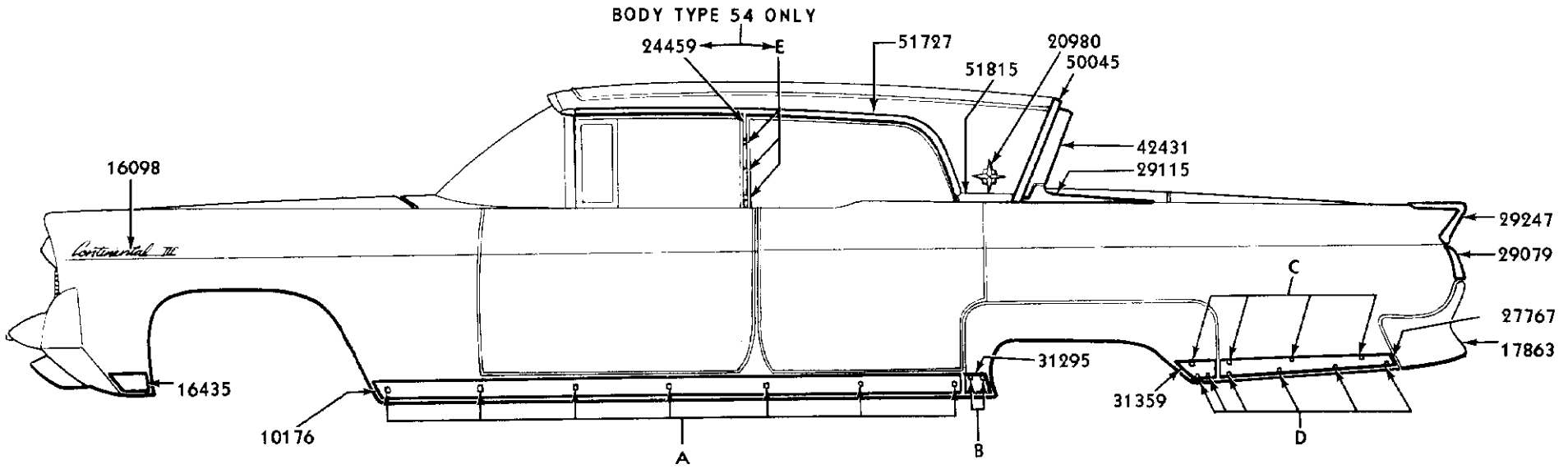
EXTERIOR MOULDINGS - BODY TYPE 58

468

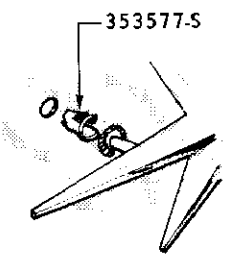
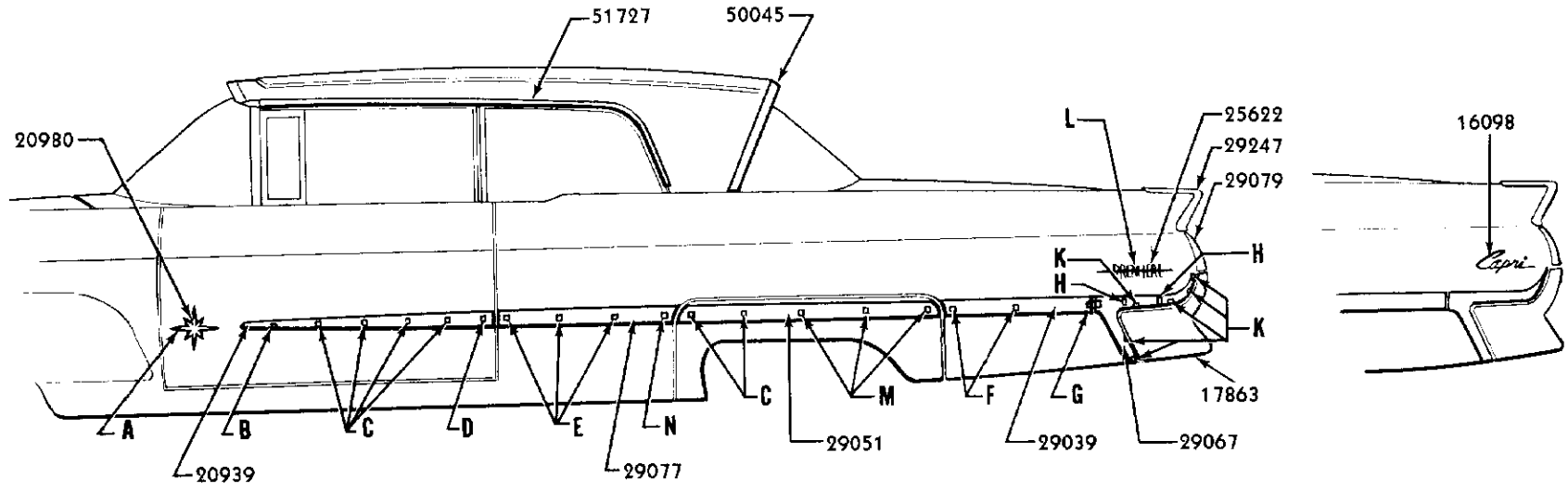


1957 LINCOLN

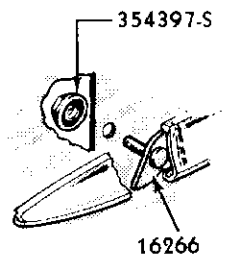
EXTERIOR MOULDINGS - BODY TYPE 57



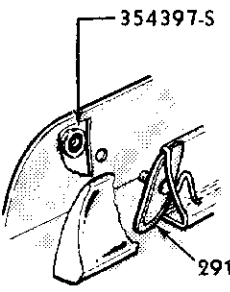
1958



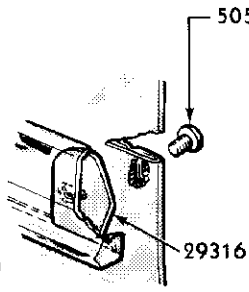
A



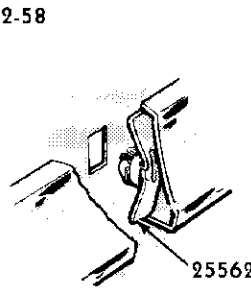
B



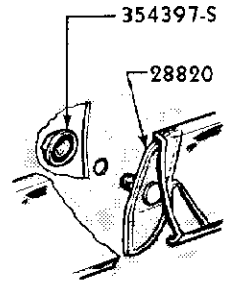
C




D



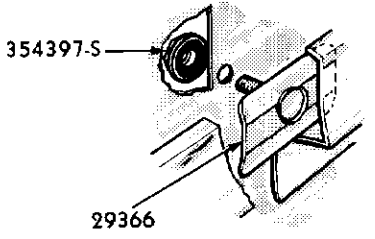
E



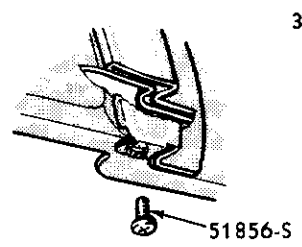
F



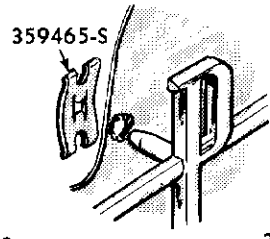
G



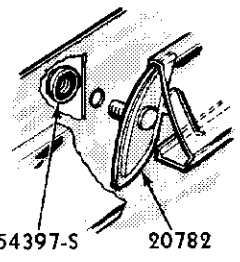
H



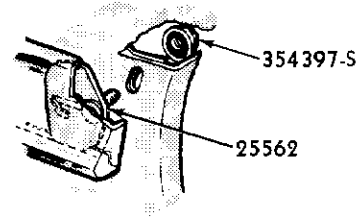
K



L



M

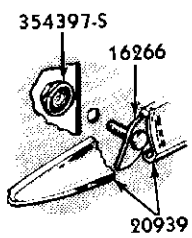
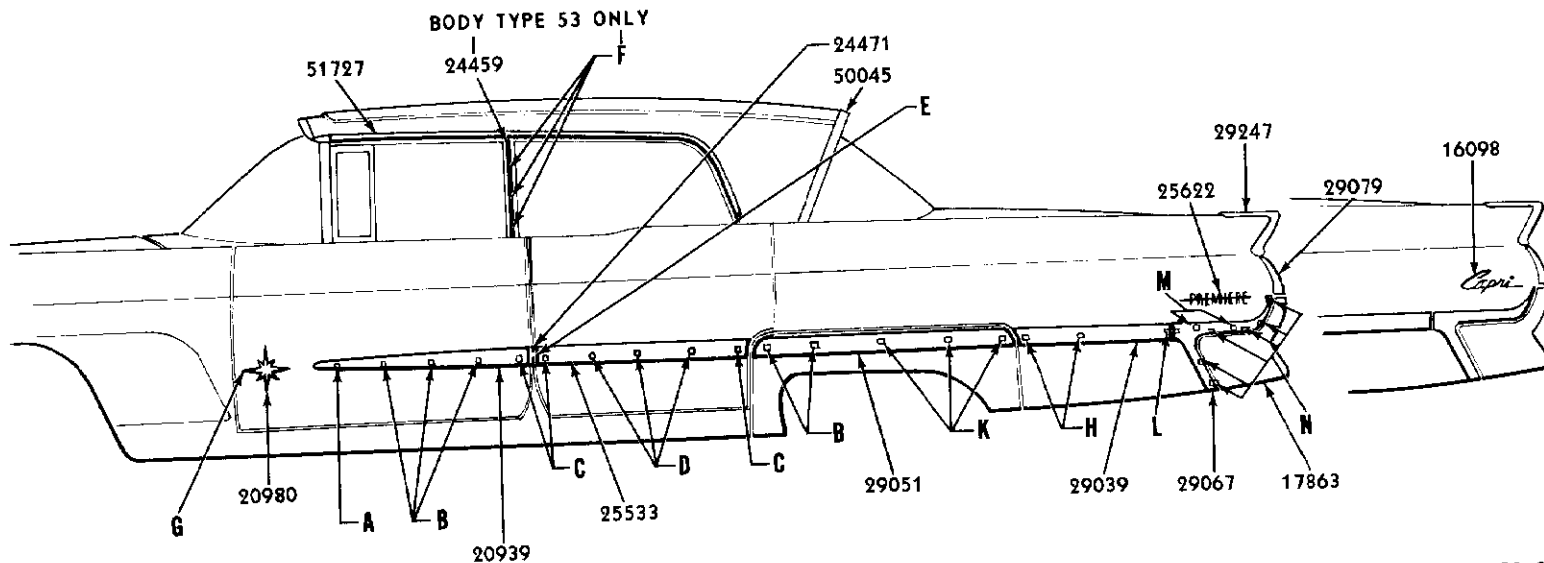


N

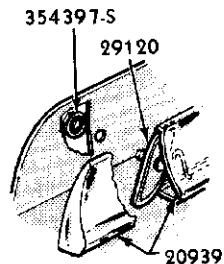
1958

EXTERIOR MOULDINGS - BODY TYPE 63

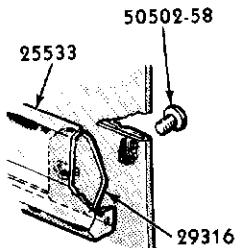
471



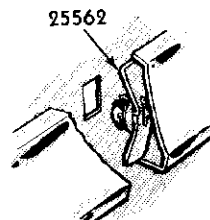
A



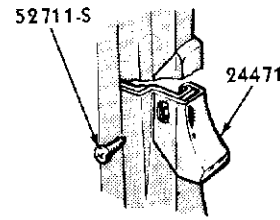
B



C

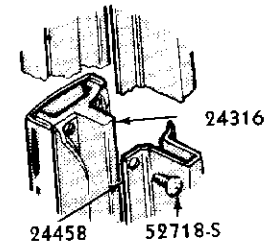


D

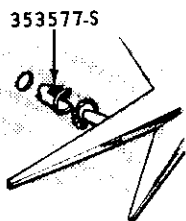


E

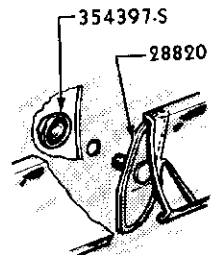
BODY TYPE 53 ONLY



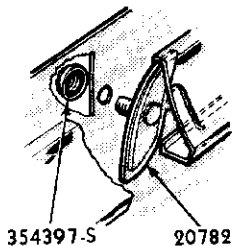
F



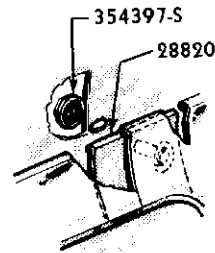
G



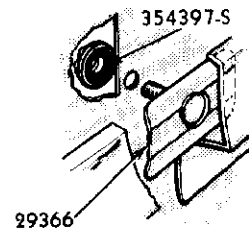
H



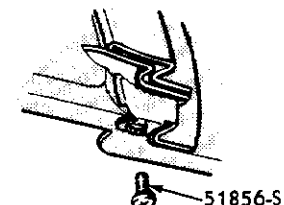
K



L



M




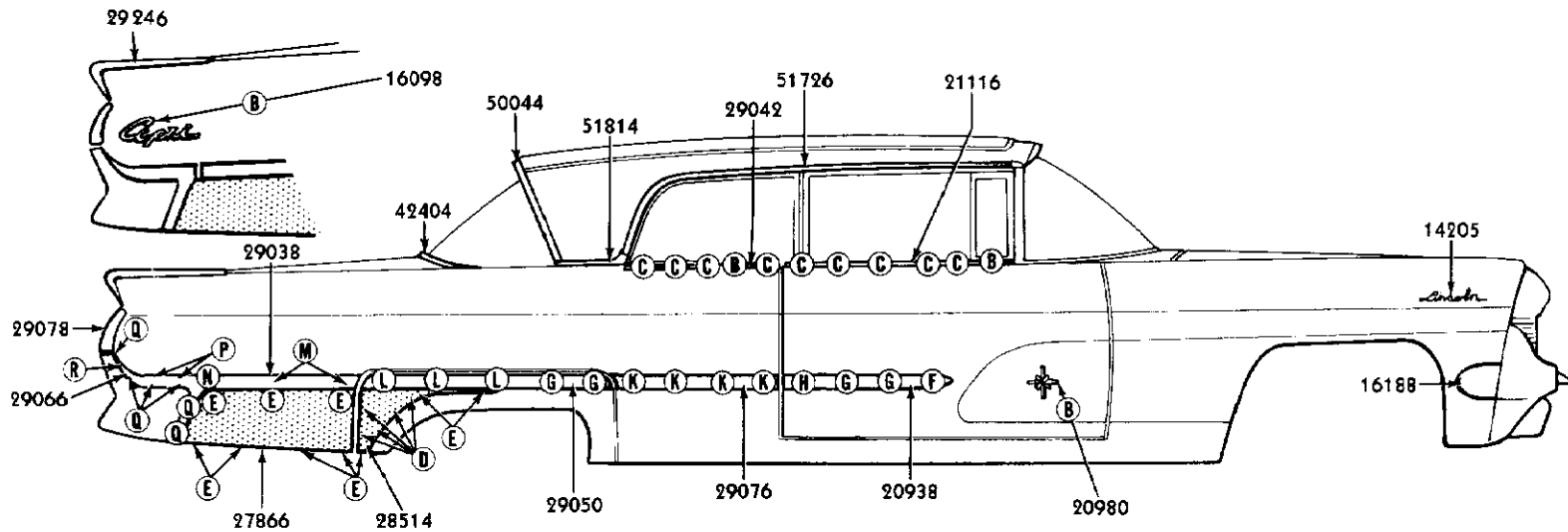
N

1958

PLB-159

EXTERIOR MOULDINGS - BODY TYPES 53 & 57





51057-S  
A



353577-S  
B



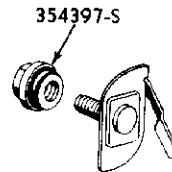
29128  
C



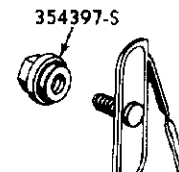
371583-S  
D



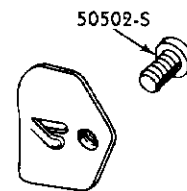
51856-S  
E



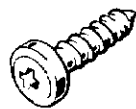
354397-S  
20784  
F



354397-S  
20782  
G



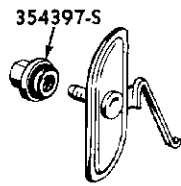
50502-S  
29316  
H



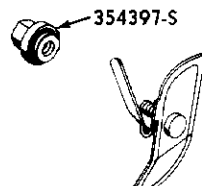
52711-S  
J



25562  
K



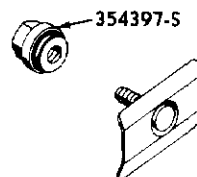
354397-S  
20782  
L




354397-S  
28820  
M



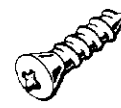
354397-S  
N



354397-S  
29366  
P



52727-S  
Q

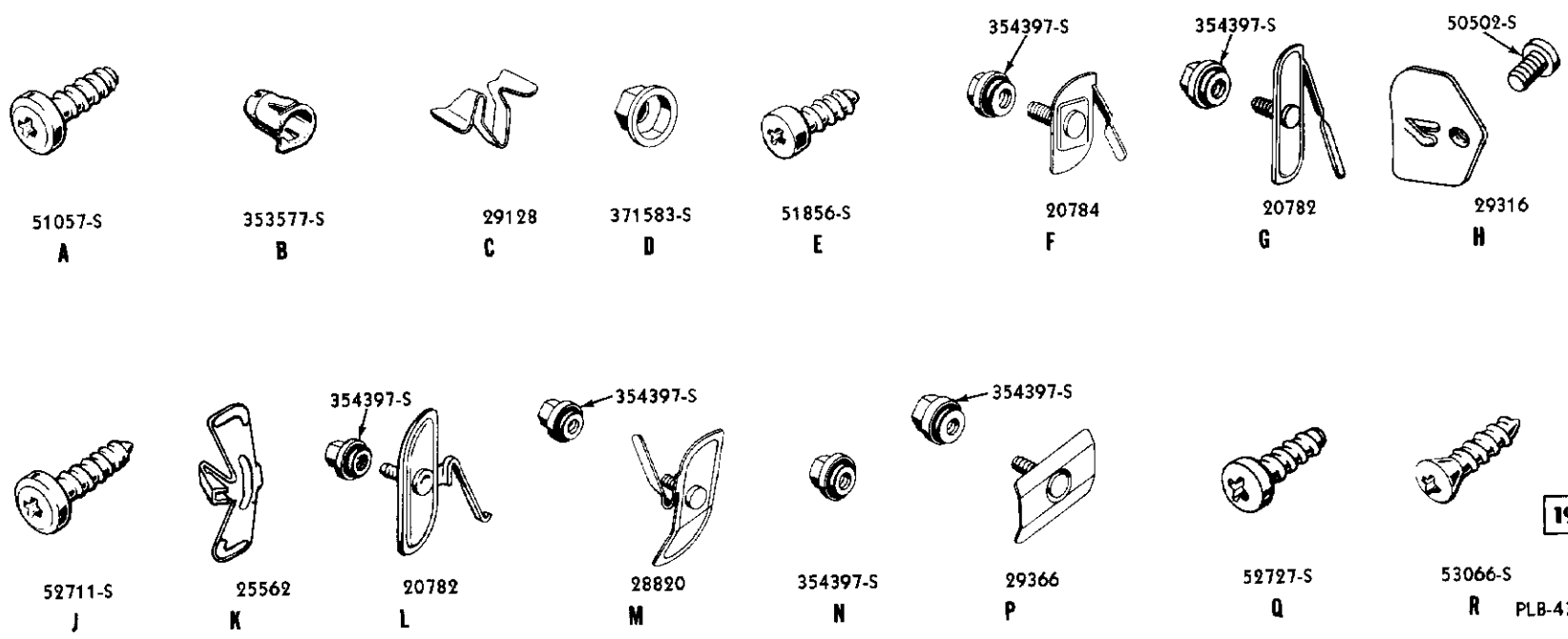
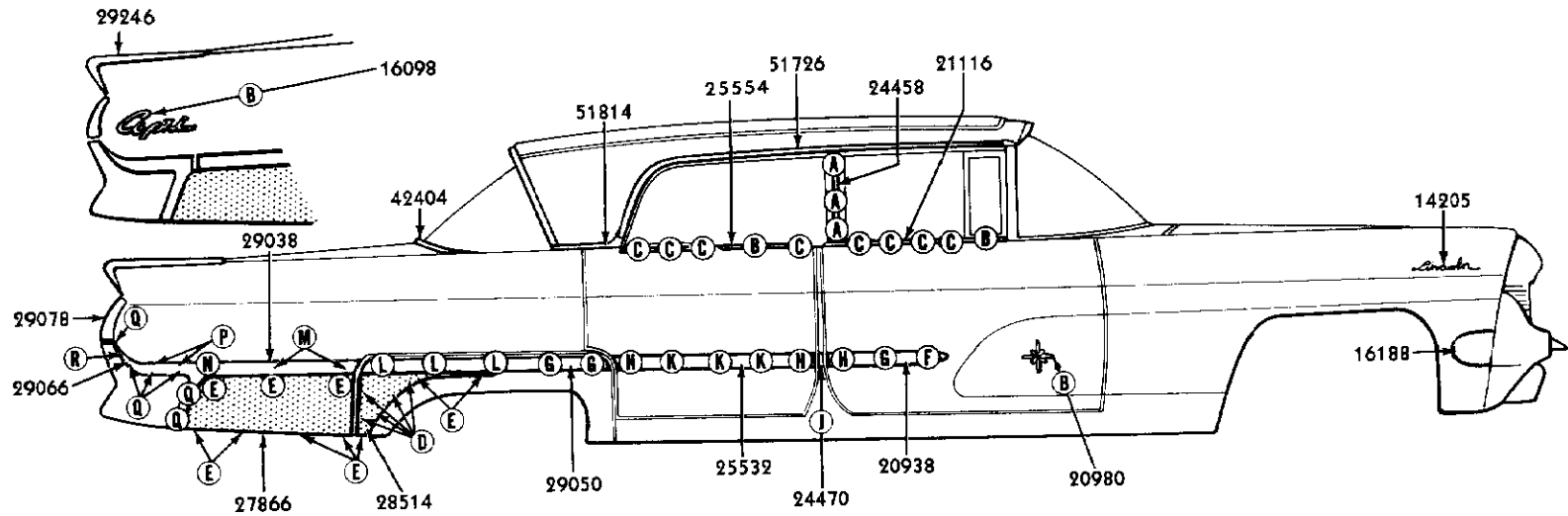


53066-S  
R

1959

PLB-429

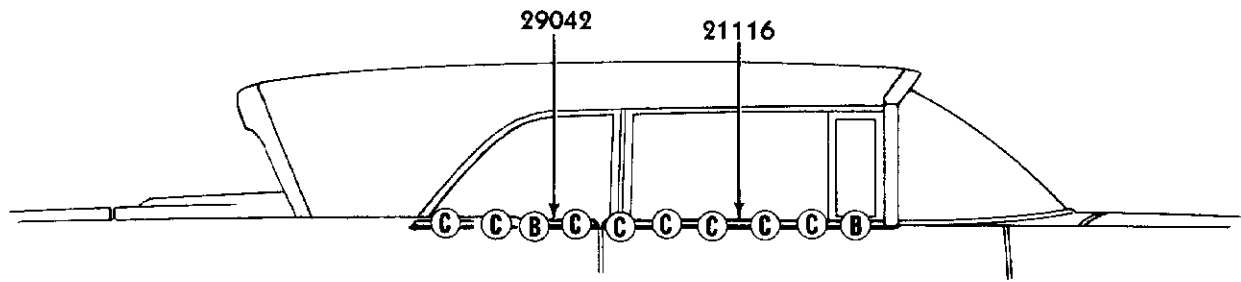
EXTERIOR MOULDINGS - BODY TYPE 63



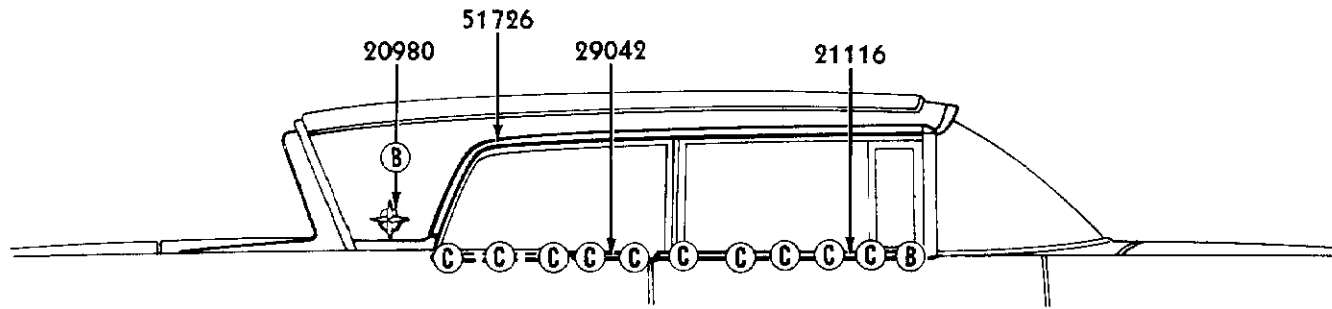
1959

PLB-430

EXTERIOR MOULDINGS - BODY TYPES 53 & 57



MODEL 68 A



MODEL 65 A

1959




51057-S

A




353577-S

B



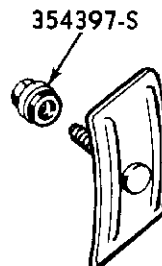
29128

C



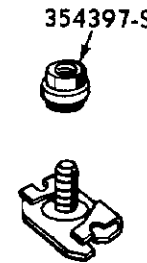
10182

D



20783

E



29302

F



51856-S

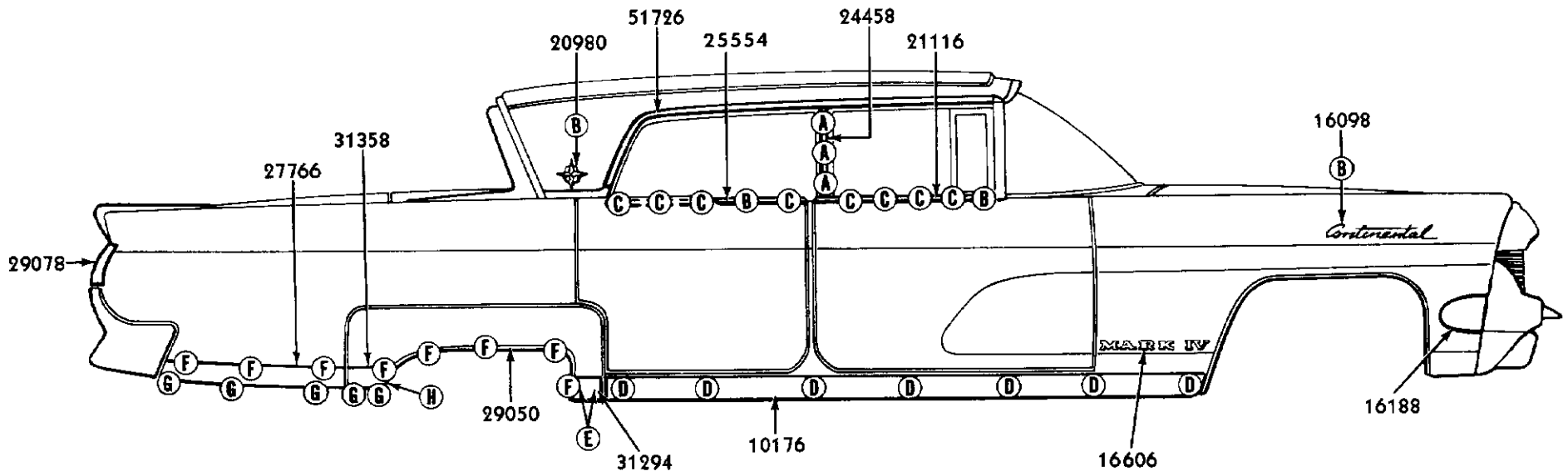
G






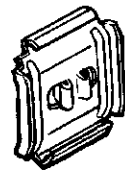




372010-S

H

EXTERIOR MOULDINGS - BODY TYPES 65 & 68



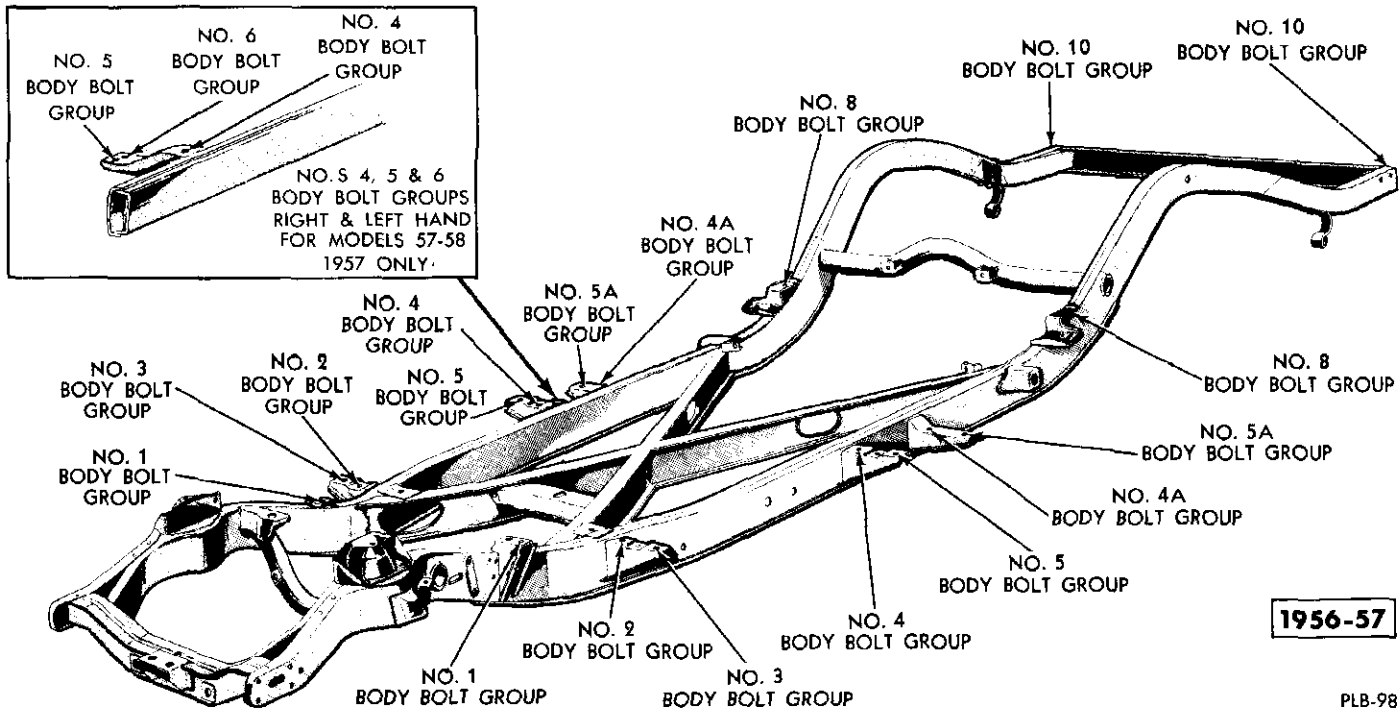
1959

-   
 51057-S  
**A**
-   
 353577-S  
**B**
-   
 29128  
**C**
-   
 10182  
**D**
-   
 20783  
**E**
-   
 29302  
**F**
-   
 51856-S  
**G**
-   
 372010-S  
**H**

PLB-432

EXTERIOR MOULDINGS - BODY TYPES 54, 65, 68, & 75

GROUP AND PART NUMBER	DESCRIPTION, SIZE, ETC.	NO. REQ'D	MODEL OR ENGINE CUBIC INCH DISPLACEMENT	YEAR 19__
350000 KIT - MOULDING CLIP (FRONT DOOR)				
59LK 350000-A	Consists of the following - (1) BV-16266-A retainer (1) BAK-5729316-B retainer (4) BAC-5929120-A retainer (5) 354397-S nut and washer (1) 50502-S screw	1	53, 57, 63	59
350001 KIT - MOULDING CLIP (REAR DOOR & QUARTER)				
59LK 350001-A	Used on quarter forward of wheelhouse opening - Consists of the following - (4) BAK-5725562-C retainer (2) BAK-5729316-C retainer (2) 50502-S screw	1	53, 57, 63	59
350002 KIT (QUARTER WHEEL OPENING COVER MOULDING CLIP)				
59LK 350002-A	Consists of the following - (2) BAC-5929120-A retainer (3) BAK-5720782-A retainer (5) 354397-S100 nut and washer	1	53, 57, 63	59
350003 KIT (QUARTER WHEEL OPENING COVER FINISH PANEL) - NUT				
59LK 350003-A	Consists of the following - (5) 371583-S7 stamped nut (4) 51856-S8 screw	1	53, 57, 63	59
350004 KIT (QUARTER OUTSIDE REAR MOULDING CLIP)				
59LK 350004-A	Consists of the following - (2) 354397-S100 nut and washer (2) BAK-5728820-D retainer	1	53, 57, 63	59
350005 KIT (QUARTER OUTSIDE MOULDING CLIP)				
59LK 350005-A	Consists of the following - (2) BAK-5729366-B retainer (3) 354397-S100 nut and washer (6) 52727-S8 screw (1) 53066-S13 screw	1	53, 57, 63	59
350006 KIT (QUARTER PANEL LOWER REAR EDGE MOULDING RETAINER)				
59LK 350006-A	Consists of the following - (3) BAK-5729302-B retainer (3) 354397-S100 nut and washer (4) 42000-S8 screw	1	54, 65, 68, 75	59
350007 KIT (QUARTER WHEEL OPENING COVER REAR MOULDING RETAINER)				
59LK 350007-A	Consists of the following - (1) BAK-5729302-B retainer (1) 354397-S100 nut and washer (2) 51856-S8 screw	1	54, 65, 68, 75	59
350008 KIT - (MOULDING RETAINER) - OUTSIDE BELT				
59LK 350008-A	For doors and quarters - Consists of the following - (5) BAK-6329128-A retainer (1) 353577-S retainer	2	All	59



PLB-98

## LINCOLN BODY BOLT CHART

GROUP AND PART NUMBER	DESCRIPTION, SIZE, ETC.	NO. REQ'D	MODEL OR ENGINE CUBIC INCH DISPLACEMENT	YEAR 19__
<b>NO. 1 BODY BOLT GROUP</b>				
BY 7300134-A	Spacer - rubber - 7/16" x 2-1/2" x 2-1/2"	(a) 2	All except 76	56/57
BY 7600141-A	Spacer - steel - 3/8" x 2" x 2"	(a) 2	76	56/57
34446-S8	Nut-7/16"-24	2	a	
353423-S8	Stud-7/16"-14 x 2-3/8"	2	a	
358999-S8	Stud-7/16"-14 x 2-3/4"	2	a	
356420-S8	Washer-29/64" I. D. x 1" O. D. flat	2	a	
<b>NO. 2 BODY BOLT GROUP</b>				
BY 7300141-B	Spacer - rubber 1/2" x 2-1/8" x 2-1/8"	(a) 2	All	56
		(a) 2	All except 76	57
BY 7300154-A	Absorber - rubber - 2-5/8" diameter	(a) 2	All	56
		(a) 2	All except 76	57
BY 7300157-A	Retainer - steel - 2-5/16" diameter	(a) 2	All	56
		(a) 2	All except 76	57
BAJ 7600141-B	Spacer - steel - 7/16" x 2" x 2"	(a) 2	76	57
354619-S8	Bolt-hex. hd. - 3/8"-16 x 2-3/32"	2	a	
34908-S7	Washer-lock-7/16"	2	a	
<b>NO. 3 BODY BOLT GROUP</b>				
BY 7300141-B	Spacer - rubber - 1/2" x 2-1/8" x 2-1/8"	(a) 2	All	56
		(a) 2	All except 76	57
BY 7300154-A	Absorber - rubber - 2-5/8" diameter	(a) 2	All	56
		(a) 2	All except 76	57
BY 7300157-A	Retainer - steel - 2-5/16" diameter	(a) 2	All	56
		(a) 2	All except 76	57
BAJ 7600141-B	Spacer - steel - 7/16" x 2" x 2"	(a) 2	76	57
354619-S2	Bolt-hex. hd. - 3/8"-16 x 2-3/32"	2	a	
34908-S7	Washer-lock. 7/16"	2	a	

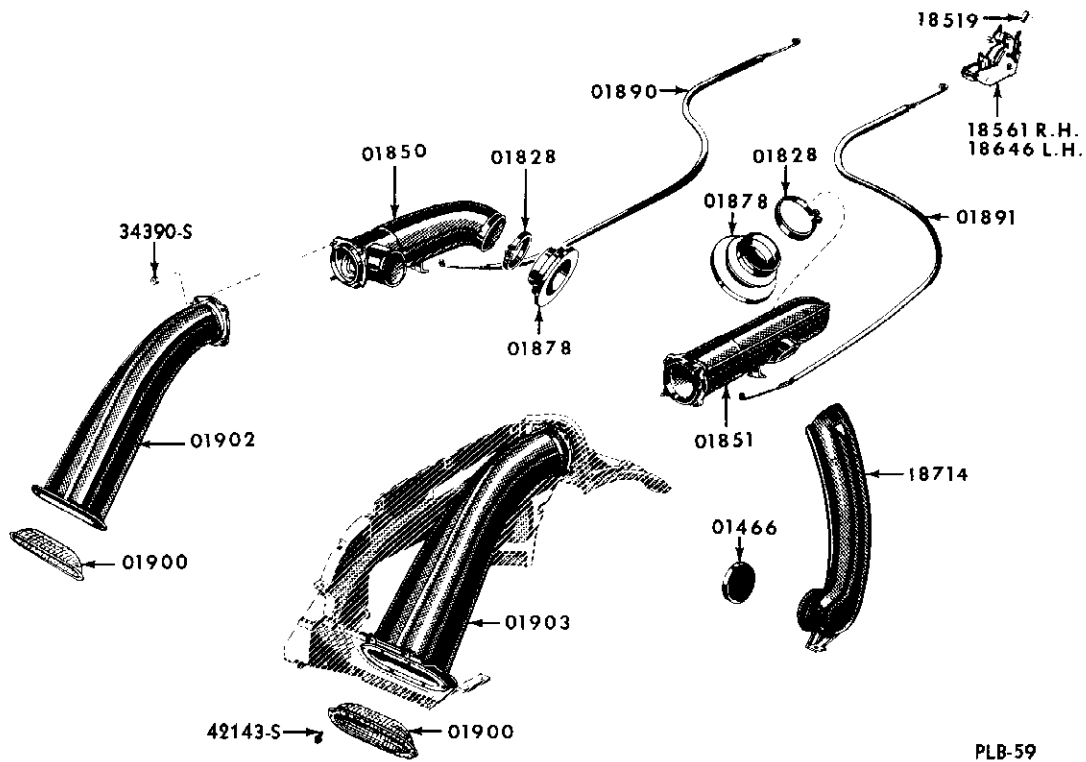
GROUP AND PART NUMBER	DESCRIPTION, SIZE, ETC.	NO. REQ'D	MODEL OR ENGINE CUBIC INCH DISPLACEMENT	YEAR 19__
<b>NO. 4 BODY BOLT GROUP</b>				
BY 7300141-B	Spacer - rubber - 1/2" x 2-1/8" x 2-1/8"	(a) 2	All	56
		(a) 2	All except 76	57
BY 7300154-A	Absorber - rubber - 2-5/8" diameter	(a) 2	All except 76	56
		(a) 2	60	57
BY 7300157-A	Retainer - steel - 2-5/16" diameter	(a) 2	All	55
		(a) 2	60	57
BAJ 7600141-B	Spacer - steel - 7/16" x 2" x 2"	(a) 2	76	57
354619-S2	Bolt-hex. hd. - 3/8"-16	2	a	
354897-S2	Bolt-hex. hd. - 3/8"-16 x 2-7/8"	2	a	
34828-S7	Lockwasher - 7/16"	2	a	
44731-S8	Washer-flat - 7/16"	2	a	
34908-S7	Washer-lock - 7/16"	2	a	
<b>NO. 4A BODY BOLT GROUP</b>				
BY 7300141-B	Spacer - rubber - 1/2" x 2-1/8" x 2-1/8"	(a) 2	60, 76	56
		(a) 2	60	57
BY 7300154-A	Absorber - rubber - 2-5/8" diameter	(a) 2	60	56/57
BY 7300157-A	Retainer - steel - 2-5/16" diameter	(a) 2	60, 76	56
		(a) 2	60	57
BAJ 7600141-B	Spacer - steel - 7/16" x 2" x 2"	(a) 2	76	57
354897-S2	Bolt-hex. hd. - 3/8"-16 x 2-7/8"	2	a	56/57
34908-S7	Washer-lock - 7/16"	2	a	
<b>NO. 5 BODY BOLT GROUP</b>				
BY 7300141-B	Spacer - rubber - 1/2" x 2-1/8" x 2-1/8"	(a) 2	All	56
		(a) 2	60, 76	57
BY 7300154-A	Absorber - rubber - 2-5/8" diameter	(a) 2	All except 76	56
		(a) 2	60	57
BY 7300157-A	Retainer - steel - 2-5/16" diameter	(a) 2	60	56/57
BY 7600141-B	Spacer - rubber - 2-1/8" square x 1/2" with 3/4" diameter hole	(a) 2	57, 58	57
BAJ 7600141-B	Spacer - steel - 7/16" x 2" x 2"	(a) 2	76	57
354897-S2	Bolt-hex. hd. - 3/8"-16 x 2-7/8"	2	a	
359337-S2	Bolt-hex. hd. - 3/8"-16	2	a	
34908-S7	Washer-lock - 7/16"	2	a	
<b>NO. 5A BODY BOLT GROUP</b>				
BY 7300141-B	Spacer - rubber - 1/2" x 2-1/8" x 2-1/8"	(a) AR	60, 76	56/57
BY 7300157-A	Retainer - steel - 2-5/16" diameter	(a) 2	60, 76	56
		(a) 2	60	57
BAJ 7600141-B	Spacer - steel - 7/16" x 2" x 2"	(a) 2	76	57
354619-S2	Bolt-hex. hd. - 3/8"-16 x 2-3/32"	2	a	
34908-S7	Washer-lock - 7/16"	2	a	
<b>NO. 6 BODY BOLT GROUP</b>				
BY 7600141-B	Spacer - rubber - 2-1/8" square x 1/2" with 3/4" diameter hole	(a) 2	57, 58	57
359337-S2	Bolt-hex. hd. - 3/8" x 16	2	a	
34908-S2	Washer-internal tooth - 7/16"	2	a	
<b>NO. 7 BODY BOLT GROUP</b>				
352291-S	Plug-rubber - 3/4" diameter	4	60, 76	56
34908-S2	Washer-internal tooth - 7/16"	2	73	56

GROUP AND PART NUMBER	DESCRIPTION, SIZE, ETC.	NO REQ'D	MODEL OR ENGINE CUBIC INCH DISPLACEMENT	YEAR 19__	
<b>NO. 8 BODY BOLT GROUP</b>					
BY 7300141-B	Spacer - rubber - 1/2" x 2-1/8" x 2-1/8"	(a)	2	All	56
		(a)	2	All except 76	57
BY 7300154-A	Absorber - rubber - 2-5/8" diameter	(a)	2	All	56
		(a)	2	All except 76	57
BY 7300157-A	Retainer - steel - 2-5/16" diameter	(a)	2	All	56
		(a)	2	All except 76	57
BY 7600141-A	Spacer - steel - 3/8" x 2" x 2"	(a)	2	76	57
<del>354896-S100</del>	<del>Bolt-hex. hd. - 3/8"-16 x 2-3/32"</del>		2	a	
34908-S7	Washer-lock - 7/16"		2	a	

<b>NO. 10 BODY BOLT GROUP</b>					
BY 7300141-B	Spacer - rubber - 1/2" x 2-1/8" x 2-1/8"	(a)	2	All	56
		(a)	2	All except 76	57
BY 7300154-A	Absorber - rubber - 2-5/8" diameter	(a)	2	All	56
		(a)	2	All except 76	57
BY 7300157-A	Retainer - steel - 2-5/16" diameter	(a)	2	All	56
		(a)	2	All except 76	57
BY 7600141-A	Spacer - steel - 3/8" x 2" x 2"	(a)	2	76	57
354612-S2	Bolt-hex. hd. - 3/8"-16 x 13/16"		2	a	
34908-S7	Washer-lock-7/16"		2	a	

**MEMO**

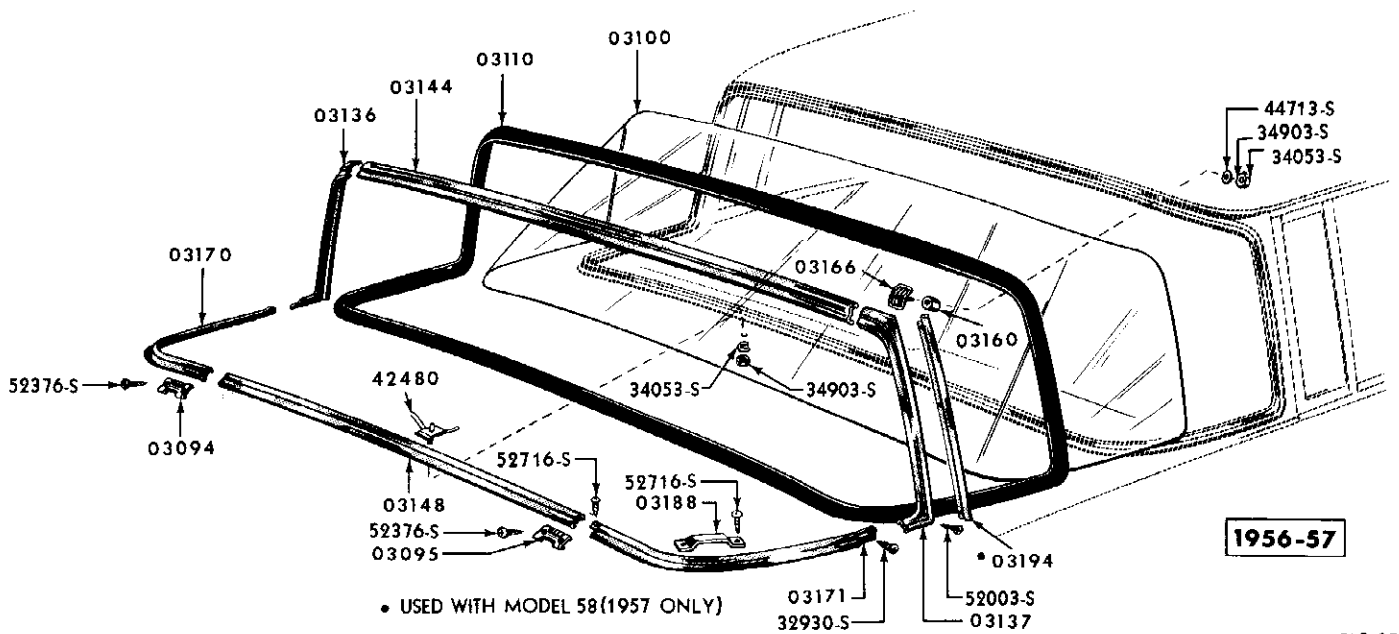
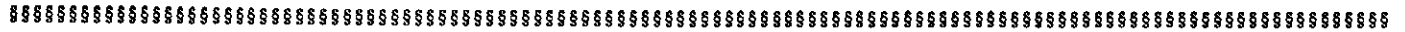




PLB-59

1956-57

FRESH AIR VENTILATING SYSTEM

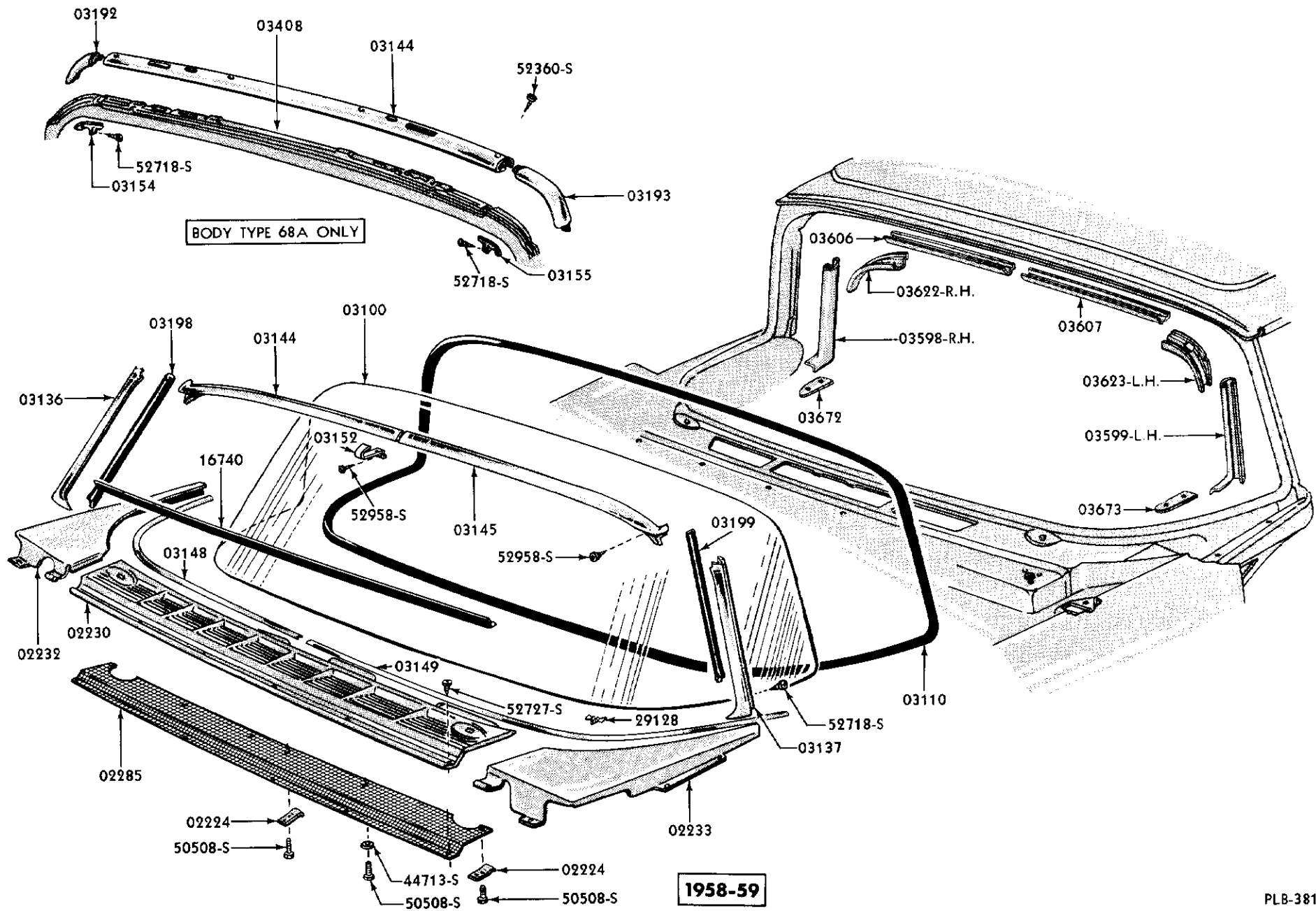


1956-57

• USED WITH MODEL 58 (1957 ONLY)

PLB-85

WINDSHIELD EXTERIOR



WINDSHIELD EXTERIOR

GROUP AND PART NUMBER	DESCRIPTION, SIZE, ETC.	NO. REQ'D	MODEL OR ENGINE CUBIC INCH DISPLACEMENT	YEAR 19__
00304 PLATE (FRAME HOIST)				
BAK 5700304-A	Steel - 2-1/4" x 8-21/64" - with (4) holes 3/8" dia.	2	All	58/59
B9LB 5700304-A	Steel - 2-1/4" x 8-21/64" long - with (2) holes	2	All	59
01492 ABSORBER (DASH PANEL UPPER SOUND)				
BAK 5701492-A	Fiber - 39-29/32" long	1	All	58/59
01516 SUPPORT (BRAKE PEDAL)				
BAK 5701516-B		1	All	58/59
01524 BRACE (BRAKE PEDAL SUPPORT)				
BAK 5701524-C		1	All	58/59
01610 PANEL (DASH)				
BAJ 5801610-A	When using for 1956 - plug (3) optional holes in top left corner	1	All	56/57
BAK 5701610-A		1	All	58
B9LB 5701610-B		1	All	59
01619 COVER (BATTERY ACCESS)				
BY 7301619-A		1	All	56/57
01641 COVER (HAND BRAKE CABLE OPENING) IN DASH				
BD 7301641-A	Forming board	1	All	56/57
01642 CLAMP (HAND BRAKE CABLE OPENING COVER)				
BA 7001642-A		1	All	56/57
01645 SEAL (BATTERY ACCESS COVER)				
BY 7301645-A	Rubber	1	All	56/57
01670 ABSORBER (DASH SOUND)				
BAJ 5801670-B	Used with air conditioning	(a) 1	All	56/57
BAJ 5801670-C	Paper felt	(a) 1	All	56/57
BAK 5701670-E		1	All	58
B9LB 5701670-B		1	All	59
357036-S32	Clip-dash liner	AR	a	
01698-9 PLATE (STEERING COLUMN OPENING) COVER				
BY 7301698-B	Upper	(a) 1	All	56/57
BY 7301699-B	Lower	(a) 1	All	56/57
BAK 5701698-A		1	All	58/59
50835-S8	Screw and washer-pan hd.cr.rec.-1/4"-20 x 7/8"	10	a	
01715 BRACE (DASH TO FRAME)				
BY 7301715-A	L.H. - side	1	All	56/57
01738 SEAL (STEERING COLUMN OPENING COVER PLATE)				
BY 7301738-A	Rubber	1	All	56/57
BAK 5701738-A	Sponge rubber	1	All	58/59
01742 PLATE (DASH PANEL HEATER VALVE OPENING COVER)				
BAK 5701742-A	Used on cars without heaters ☆1958 - all ☆1959 - use on models 53, 57, 63	1	All☆	58/59
01810 SEAL (DASH PANEL HEATER OPENING COVER)				
BAK 5701810-A	Rubber - used on cars without heater ☆1958 - all ☆1959 - use on models 53, 57, 63	2	All☆	58/59

GROUP AND PART NUMBER	DESCRIPTION, SIZE, ETC.	NO. REQ'D	MODEL OR ENGINE CUBIC INCH DISPLACEMENT	YEAR 19__
01814 REGISTER (VENTILATOR)				
BY 7301814-A	Includes deflector	(a) 2	All	56/57
32946-S7	Screw-pan hd. cr. rec. - No. 14-10 x 3/4"	8	a	
01820 REGISTER (VENTILATOR)				
BAK 5701820-D	Chrome finish	(a) 2	All except 53A, 57A, 63A	58
		2	All	59
52720-S13	Screw-pan hd. cr. rec. - No. 8-15 x 3/8"	4	a	
01828 CLAMP (VENTILATOR AIR DUCT OUTLET CONNECTOR)				
BY 7301828-B		(a) 2	All	56/57
354563-S8	Screw-round hd. - No. 10-12 x 2"	2	a	
01846 COVER (DASH PANEL HEATER OPENING)				
B5A 7001846-A	⊕BN-7001846-A	1	All	56/57
BAK 5701846-A	Steel - used on cars without heaters	2	All	58
		2	53, 57, 63	59
01849 COVER (TEMPERATURE REGULATOR VALVE OPENING)				
BD 7301849-A		(a) 1	All	56/57
42360-S7	Screw-hex. washer hd. - No. 10-12 x 3/8"	2	a	
01850-1 DUCT & VALVE (AIR VENTILATOR)				
BY 7301850-B	R. H.	1	All	56/57
BAJ 5801851-A	L. H.	1	All	56/57
PB8L 5701850-A	R. H. - ⊕LED-3-BAK-5701850-EX	1	All	58
PB8L 5701850-B	R. H. - ⊕LED-4-BAK-5701850-EX	1	All	58/59
PB8L 5701851-A	L. H. - ⊕LED-B9BL-5701851-A	1	All	58/59
01878 CONNECTOR (VENTILATOR AIR DUCT)				
BY 7301878-B		2	All	56/57
01884 CLAMP (HEATER AIR DUCT) RETAINING				
BIMY 7001884-A	Round - 4-3/16" I. D. for a/cond. - ⊕1M-8725-A (2) For inlet cowl side vent to connector air valve (2) For connector to valve vent air	4	All	56/57
FAA 8725-A	Square - 3-3/16" x 3-9/16" - also for a/cond.	2	All	56/57
01890-1 CONTROL (AIR MANUAL)				
FFC 5701890-B	R. H. - instrument panel to defroster nozzle - 46" long - for knob only see 18650 - not required when heater is installed - For 1959 - with air conditioner only	(a) 1	All	58/59
FFC 5701891-B	L. H. - instrument panel to defroster nozzle - 16" long - for knob only see 18650 - not required when heater is installed - For 1959 - with air conditioner only	(a) 1	All	58/59
41034-S8	Screw-slot hex. hd. tapp. - No. 8-32 x 3/8" - control & clamp to housing	AR	a	
41556-S8	Screw - No. 10-32 x 3/8" - control to ducts	AR	a	
45247-S8	Nut - stamped - 7/16" - 20	2	a	
01890-1 CABLE & KNOB (FRESH AIR INLET CONTROL)				
FDU 7301890-A	R. H.	(a) 1	All	56/57
FDU 7301891-A	L. H.	(a) 1	All	56/57
41036-S8	Screw-slotted hex. hd. - No. 10-32 x 3/8"	2	a	
353261-S8	Clip-wire	1	a	
01900 SCREEN (VENTILATOR AIR DUCT)				
BY 7301900-A	Steel - wire mesh	(a) 2	All	56
BAJ 5801900-A	Steel - wire mesh	2	All	57
42143-S8	Screw-hex. hd. - No. 14-10 x 3/4"	12	a	

GROUP AND PART NUMBER	DESCRIPTION, SIZE, ETC.	NO. REQ'D	MODEL OR ENGINE CUBIC INCH DISPLACEMENT	YEAR 19__
01902-3 DUCT (VENTILATOR AIR) INLET				
BY 7301902-B		(a) 2	All	56
BAJ 5801902-A	R.H.	1	All	57
BAJ 5801903-A	L.H.	1	All	57
34390-S7	Nut-hex.-1/4"-20	4	a	
34805-S8	Lockwasher-1/4"	4	a	
01956 ABSORBER (SOUND)				
BY 7301956-A	Ventilator air duct outlet	2	All	56/57
01957 SEAL (VENT AIR VALVE OUTLET JOINT)				
BAJ 5801957-A	Rubber	1	All	57
01998 SEAL (VENT AIR INLET DUCT)				
BAK 5701998-C		2	All	58/59
01999 GASKET (VENT AIR INLET DUCT TO COWL TOP PANEL)				
BAK 5701999-B		2	All	58/59
02010 PANEL (COWL TOP)				
BY 7302010-D		1	60,73	56
		1	57,58,60	57
BY 7602010-A		1	76	56
BY 7602010-F		1	76	57
BAK 5702010-C		1	All	58/59
02038-9 PANEL (COWL SIDE)				
BAK 5702038-C	R.H.	1	All	58/59
BAK 5702039-C	L.H.	1	All	58/59
02042-3 PILLAR & COWL SIDE (FRONT BODY)				
BY 7302042-C	R.H.	1	All	56/57
BAJ 5802043-C	L.H. - drill required holes also to use with door hinges having (1) mounting bolt hole - B5A-7022801-A and B5A-7022811-A - the hinges must be reworked or replaced with the two-hole type hinges - B6A-7022801-A and B6A-7022811-A	1	All	56/57
02062-3 EXTENSION (COWL SIDE PANEL)				
BY 7302062-A	R.H.	1	All	56/57
BY 7302063-A	L.H.	1	All	56/57
02136 COVER (COWL SIDE HEATER OPENING)				
BAK 5702136-B	Steel - used on cars when heater is not installed ☆1958 - all ☆1959 - use on models 53, 57, 63	2	All☆	58/59
02207 TUBE (COWL TOP INNER PANEL DRAIN)				
COLB 6302207-A	12-55/64" long - cut to 9-55/64" for 1958	2	All	58/59
02224 BRACKET (COWL TOP VENTILATOR GRILLE RETAINING)				
BAK 5702224-B		2	All	58/59
02230 PANEL (COWL TOP OUTER) CENTER				
BAK 5702230-B	Zinc die cast	(a) 1	All	58/59
52727-S8	Screw-pan hd. cr. rec. tap. -No. 10-12 x 1/2"	AR	a	
02232-3 PANEL (COWL TOP OUTER) SIDE				
BAK 5702232-B	R.H.	1	All	58/59
BAK 5702233-B	L.H.	1	All	58/59
02246 SUPPORT (PARKING BRAKE BRACKET TO COWL SIDE)				
BAK 5702246-A		1	All	58/59

GROUP AND PART NUMBER	DESCRIPTION, SIZE, ETC.	NO. REQ'D	MODEL OR ENGINE CUBIC INCH DISPLACEMENT	YEAR 19__
02250-1	SUPPORT (COWL SIDE AIR CONDITIONING MOUNTING TRAY)			
BAK 5702250-A	R.H.	1	All	58/59
BAK 5702251-A	L.H.	1	All	58/59
02256	PLATE (COWL TOP PANEL ACCESS HOLE COVER)			
BAK 5702256-A		2	All	58/59
02264-5	TRAY (COWL SIDE AIR CONDITIONING UNIT MOUNTING)			
BAK 5702264-A	R.H.	1	All	58/59
BAK 5702265-A	L.H.	1	All	58/59
02270	CLAMP (COWL TOP INNER PANEL DRAIN TUBE)			
BAF 6402270-A		1	All	58/59
02285	SCREEN (COWL TOP VENT)			
BAK 5702285-B	Mesh wire cloth	(a) 1	All	58/59
44713-S8	Washer-flat-No. 10	4	a	
50508-S8	Screw-pan hd. cr. rec. -No. 10-32 x 3/8"	4	a	
02354-5	RETAINER (COWL TRIM PANEL)			
BY 7302354-AP	R.H.	(a) 1	All	56
BY 7302355-AP	L.H.	(a) 1	All	56
BY 7302354-BP	R.H. - in prime	(a) 1	All	57
BY 7302355-BP	L.H. - in prime	(a) 1	All	57
52721-S8	Screw-pan hd. cr. rec. -No. 10-12 x 3/8"	6	a	
02368-9	MOULDING (COWL TRIM)			
BY 7302368-B	R.H. - 23/32" wide	1	60E, 73A	56
BY 7302369-B	L.H. - 23/32" wide	1	60E, 73A	56
BY 7302368-A	R.H. - 3-23/32" wide	1	60B, 73B, 76B	56
		1	57, 58, 60B, 76	57
BY 7302369-A	L.H. - 3-23/32" wide	1	60B, 73B, 76B	56
		1	57, 58, 60B, 76	57
02404-5	PANEL (COWL SIDE AIR DUCT)			
	See basic part number 18A461-2			
02422	ABSORBER (COWL SIDE PANEL SOUND) UPPER			
BAK 5702422-A	Fiber - 24" long	2	All	58/59
02500-1	PILLAR (FRONT BODY LOWER)			
BAK 5702500-A	R.H.	1	All	58/59
BAK 5702501-A	L.H.	1	All	58/59
02504-5	PILLAR (BODY FRONT) UPPER			
BAK 5702504-B	R.H.	1	All except 68	58/59
BAK 5702505-B	L.H.	1	All except 68	58/59
BAK 6802504-B	R.H.	1	68	58/59
BAK 6802505-B	L.H.	1	68	58/59
02508-9	PILLAR (FRONT BODY UPPER) INNER			
BY 7302508-C	R.H.	1	73	56
		1	57, 58	57
BY 7302509-C	L.H.	1	73	56
		1	57, 58	57
02516-7	PILLAR (FRONT BODY) UPPER OUTER			
BY 7602516-A	R.H.	1	76	56/57
BY 7602517-A	L.H.	1	76	56/57
02522-3	PILLAR (FRONT BODY UPPER) INNER			
BY 6002522-B	R.H.	1	60	56/57
BY 6002523-B	L.H.	1	60	56/57
BY 7602522-A	R.H.	1	76	56/57
BY 7602523-A	L.H.	1	76	56/57

GROUP AND PART NUMBER	DESCRIPTION, SIZE, ETC.	NO. REQ'D	MODEL OR ENGINE CUBIC INCH DISPLACEMENT	YEAR 19__
02536-7 PILLAR (FRONT BODY) UPPER OUTER				
BY 6002536-D	R.H.	1	60	56/57
BY 6002537-D	L.H.	1	60	56/57
BY 7302536-C	R.H.	1	73	56
		1	57,58	57
BY 7302537-C	L.H.	1	73	56
		1	57,58	57
02568-9 EXTENSION (FRONT BODY PILLAR) LOWER REAR				
BY 7602568-A	R.H.	1	All	56/57
BY 7602569-A	L.H.	1	All	56/57
02614 RETAINER (FRONT DOOR OPENING FRONT WINDLACE)				
B5A 7002614-A	⊗BN-7002614-A	AR	73	56
		AR	57,58,60	57
BAK 5702614-A		2	All	58/59
B7A 7002614-A	⊗BAC-7002614-A	6	63,65	58/59
02619 BRACKET (FRONT DOOR OPENING FRONT WINDLACE & RETAINER)				
BAK 5702619-A		6	All	58/59
02638 PLATE (FRONT BODY PILLAR HINGE ANCHOR)				
BAK 5702638-A	Steel - 1-5/16" x 1-41/64" with (2) 3/8" dia. holes	4	All	58/59
02664 PLATE (FRONT BODY PILLAR)				
BY 7302664-A	Fender mounting	2	All	56
03086 COVER (WINDSHIELD GARNISH) LOWER MOULDING JOINT				
BY 7303086-AP		1	All	56/57
03094-5 COVER (WINDSHIELD BELT MOULDING) OUTSIDE				
BY 7303094-A	R.H. - chrome finish	(a) 1	All	56/57
BY 7303095-A	L.H. - chrome finish	(a) 1	All	56/57
52376-S13	Screw-oval head cr.rec.-No.8-15 x 1"	4	a	
03100 GLASS (WINDSHIELD)				
BY 7303100-A	Clear	1	All	56/57
BY 7303100-B	Tinted - green	1	All	56/57
BAK 5703100-B	Tinted with blue grey band - used on cars built prior to 1/2/59	1	All	58/59
BAK 5703100-C	Clear	1	All	58
		1	53,57,63	59
B9LB 5703100-A	Tinted - with blue grey band - used on cars built after 1/2/59	1	All	59
03110 WEATHERSTRIP (WINDSHIELD)				
BY 7303110-A	Rubber	1	All except 76	56/57
BY 7603110-A	Rubber	1	76	56/57
B9LB 5703110-A	Rubber	1	All	58/59
03127 WELT (WINDSHIELD GARNISH) LOWER MOULDING				
BY 7303127-A	Rubber	2	All	56/57
03136-7 MOULDING (WINDSHIELD OUTSIDE) SIDE				
BY 7303136-B	R.H. - chrome finish	(a) 1	All except 76	56/57
BY 7303137-B	L.H. - chrome finish	(a) 1	All except 76	56/57
BY 7603136-A	R.H. - chrome finish	(a) 1	76	56/57
BY 7603137-A	L.H. - chrome finish	(a) 1	76	56/57
BAK 6803136-A	R.H. - chrome finish	(b) 1	68	58/59
BAK 6803137-A	L.H. - chrome finish	(b) 1	68	58/59
COLB 6303136-A	R.H.	1	All except 68	58/59
COLB 6303137-A	L.H.	1	All except 68	58/59
52003-S13	Screw-flat hd.cr.rec.-No.4-24 x 3/8"	AR	a	
52718-S13	Screw-pan hd.cr.rec.tap-No.6-18 x 3/8"	AR	b	

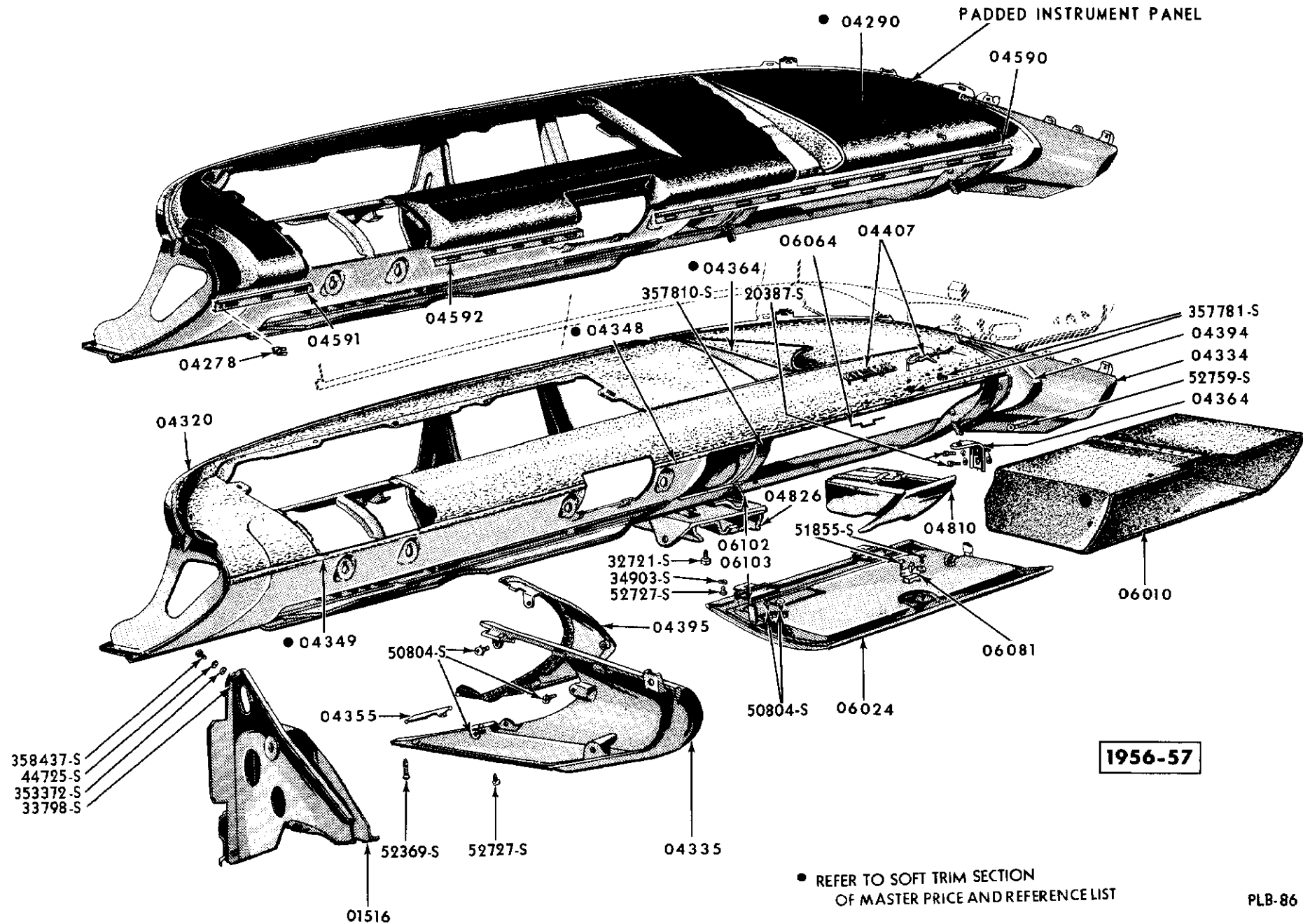
GROUP AND PART NUMBER	DESCRIPTION, SIZE, ETC.	NO. REQ'D	MODEL OR ENGINE CUBIC INCH DISPLACEMENT	YEAR 19
<b>03144-5 MOULDING (WINDSHIELD OUTSIDE) TOP</b>				
BY 7303144-B	Chrome finish (a)	1	All except 76	56/57
BY 7603144-B	Chrome finish - used with electric top locking mechanism (b)	1	76	58/57
BAK 5703144-A	R.H. - chrome finish (c)	1	All except 68	58/59
BAK 5703145-A	L.H. - chrome finish (c)	1	All except 68	58/59
BAK 6803144-B	Chrome finish (d)	1	68	58/59
32930-S7	Screw-pan hd. cr. rec. -No. 8-15 x 5/8"	2	b	
34053-S8	Nut-hex. -No. 10-24	4	a	
34903-S8	Lockwasher-internal tooth-No. 10	4	a	
44713-S8	Washer-flat-No. 10	4	a	
52003-S13	Screw-flat hd. cr. rec. -No. 4-24 x 3/8"	AR	a	
52360-S13	Screw-oval hd. cr. rec. -No. 8-15 x 3/4"	AR	d	
52958-S2	Screw-oval hd. cr. rec. tap. -No. 6-32 x 1"	8	c	
<b>03148-9 MOULDING (WINDSHIELD OUTSIDE BELT)</b>				
BY 7303148-A	Chrome finish - center section (a)	1	All	56/57
BAK 5703148-A	R.H. - rustless steel (b)	1	All	58/59
BAK 5703149-A	L.H. - rustless steel (b)	1	All	58/59
32930-S7	Screw-pan hd. cr. rec. No. 8-15 x 7/8"	2	a	
34053-S8	Nut-hex. -No. 10-24	2	a	
34903-S8	Lockwasher-No. 10	2	a	
52716-S8	Screw-pan hd. cr. rec. -No. 4-24 x 3/8"	2	a	
52718-S13	Screw-pan hd. cr. rec. -No. 6-18 x 3/8"	4	a	
BAK 6329128-A	Retainer	18	b	
<b>03152 COVER (WINDSHIELD OUTSIDE TOP MOULDING JOINT)</b>				
BAK 5703152-A	Chrome finish	1	All except 68	58/59
<b>03154-5 WEATHERSTRIP (WINDSHIELD OUTSIDE UPPER MOULDING)</b>				
BAK 6803154-A	R.H. - effective prior to 10/15/58	1	68	58/59
BAK 6803155-A	L.H. - effective prior to 10/15/58	1	68	58/59
B9LB 6803154-A	R.H. - effective after 10/15/58	1	68	58/59
B9LB 6803155-A	L.H. - effective after 10/15/58	1	68	58/59
<b>03160 SEAL (WEATHERSTRIP OUTSIDE TOP MOULDING RETAINER)</b>				
BY 7303160-B		8	All except 76	56/57
<b>03166 RETAINER (WINDSHIELD OUTSIDE MOULDING)</b>				
BY 7303166-A	Top moulding (a)	8	All except 76	56/57
34053-S8	Nut-hex. hd. -No. 10-24	4	a	
34903-S7	Lockwasher-external tooth-No. 10	4	a	
44713-S	Washer-flat-No. 10	4	a	
52716-S13	Screw-pan hd. cr. rec. -No. 6-18 x 3/8"	2	a	
<b>03170-1 MOULDING (WINDSHIELD OUTSIDE BELT) SIDE</b>				
BY 7303170-B	R.H. - chrome finish - side (a)	1	All	56/57
BY 7303171-B	L.H. - chrome finish - side (a)	1	All	56/57
BY 7303188-B	Retainer assy. - group 03188 (a)	2	All	56/57
BY 7342480-A	Retainer assy. - group 42480 (a)	2	All	56/57
32930-S7	Screw-pan hd. cr. rec. -No. 8-15 x 7/8"	2	a	
34053-S8	Nut-hex. -No. 10-24	2	a	
34903-S8	Lockwasher-No. 10	2	a	
52716-S8	Screw-pan hd. cr. rec. -No. 4-24 x 3/8"	2	a	
52718-S13	Screw-pan hd. cr. rec. -No. 6-18 x 3/8"	4	a	
<b>03188 RETAINER (WINDSHIELD OUTSIDE MOULDING)</b>				
BY 7303188-B	Side on cowl (b)	2	All	56/57
52716-S13	Screw-pan hd. cr. rec. -No. 6-18 x 3/8"	2	b	
<b>03192-3 MOULDING (WINDSHIELD OUTSIDE SIDE UPPER)</b>				
BAK 6803192-A	R.H. - chrome finish (a)	1	68	58/59
BAK 6803193-A	L.H. - chrome finish (a)	1	68	58/59
52718-S13	Screw-pan hd. cr. rec. tap. -No. 6-18 x 3/8"	2	a	



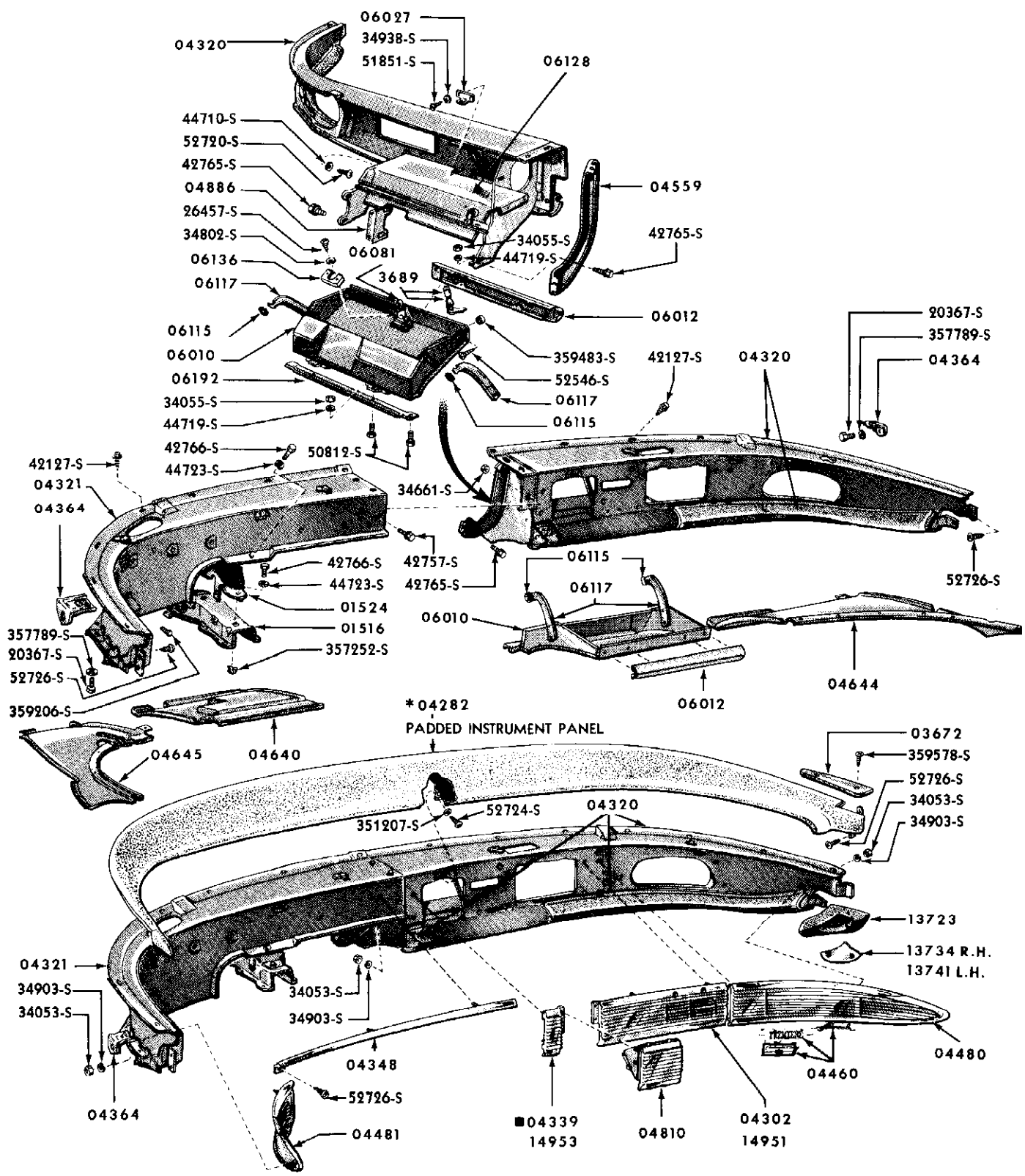
GROUP AND PART NUMBER	DESCRIPTION, SIZE, ETC.	NO. REQ'D	MODEL OR ENGINE CUBIC INCH DISPLACEMENT	YEAR 19__
03194-5 MOULDING (WINDSHIELD OUTSIDE SIDE) FINISH				
BAJ 5803194-A	R.H. - rustless steel - 15-1/2" long	1	58	57
BAJ 5803195-A	L.H. - rustless steel - 15-1/2" long	1	58	57
03198-9 WEATHERSTRIP (WINDSHIELD GARNISH MOULDING)				
BY 7603198-C	R.H. - rubber - used with electric top mechanism locking - small end is "U" shape	1	76	56/57
BY 7603199-C	L.H. - rubber - used with electric top mechanism locking - small end is "U" shape	1	76	56/57
BAK 5703198-A	R.H. - rubber	1	All except 68	58/59
BAK 5703199-A	L.H. - rubber	1	All except 68	58/59
BAK 6803198-A	R.H. - rubber	1	68	58/59
BAK 6803199-A	L.H. - rubber	1	68	58/59
03200 SPACER (WINDSHIELD OUTSIDE TOP MOULDING)				
BAK 5703200-A	NS-Improvise locally	4	All except 68	58/59
03408 PANEL (WINDSHIELD HEADER)				
BAK 5703408-A		1	All except 68	58/59
BAK 6803408-B		1	68	58/59
03420-1 EXTENSION (WINDSHIELD HEADER) INNER PANEL				
BAK 5703420-A	R.H.	1	All except 68	58/59
BAK 5703421-A	L.H.	1	All except 68	58/59
03452-3 EXTENSION (WINDSHIELD HEADER) OUTER PANEL				
BAK 6803452-A	R.H.	1	68	58/59
BAK 6803453-A	L.H.	1	68	58/59
03458 DOWEL (FOLDING TOP NO. 1 BOW)				
BJ 7603458-A	Chrome finish - bronze casting - with 5/8-18-NC-3 thread - use with electric locking	2	76	56/57
B5A 7603458-A	Chrome finish - bronze casting - with 2 C/sunk holes in plate - use with manual locking - @BN-7603458-A	2	76	56/57
BAK 6803458-A	Chrome finish	2	68	58/59
03468-9 REINFORCEMENT (WINDSHIELD OPENING) LOWER SIDE				
BY 7603468-A	R.H.	1	All	56/57
BY 7603469-A	L.H.	1	All	56/57
BAK 5703468-A	R.H.	1	All	58/59
BAK 5703469-A	L.H.	1	All	58/59
03474 PLATE (WINDSHIELD HEADER DOWL STRIKER)				
B5A 7603474-A	Chrome finish - 2-7/8" long - @BN-7603474-A	2	76	56/57
03512-3 MOULDING (WINDSHIELD INSIDE GARNISH) SIDE				
BAK 6803512-A	R.H. - chrome finish - used on models built prior to 11-1-57	1	68	58
BAK 6803513-A	L.H. - chrome finish - used on models built prior to 11-1-57	1	68	58
03542 MOULDING (WINDSHIELD HEADER INSIDE)				
BY 6003542-B	Chrome finish - 3" x 47-5/8" (a)	1	60	56
BY 7303542-A	Chrome finish - 1" x 47-5/8" (a)	1	73	56
52720-S8	Screw-pan hd. cr. rec. tap-No. 8-15 x 3/8"	6	a	
03598-9 MOULDING (WINDSHIELD GARNISH SIDE)				
BAK 6803598-B	R.H. - used on models built after 11-1-57	1	68	58/59
BAK 6803599-B	L.H. - used on models built after 11-1-57	1	68	58/59

GROUP AND PART NUMBER	DESCRIPTION. SIZE. ETC.	NO. REQD	MODEL OR ENGINE CUBIC INCH DISPLACEMENT	YEAR 19__
03598-9 MOULDING (WINDSHIELD INSIDE GARNISH) SIDE				
BY 7303598-A	R.H. - chrome finish	1	All except 76	56
BY 7303599-A	L.H. - chrome finish	1	All except 76	56
BY 7303598-BP	R.H. - in prime	1	60,73	56
		1	All except 76	57
BY 7303599-BP	L.H. - in prime	1	60,73	56
		1	All except 76	57
BAJ 7603598-A	R.H. - chrome finish	1	76	57
BAJ 7603599-A	L.H. - chrome finish	1	76	57
BAK 5703598-AP	R.H. - in prime	1	All except 68*	58
	*Use on models 54, 65, 75 prior to 1-2-58	1	53, 57, 63	59
BAK 5703599-AP	L.H. - in prime	1	All except 68*	58
	*Use on models 54, 65, 75 prior to 1-2-58	1	53, 57, 63	59
BAK 7503598-A	R.H. - use on cars after 1-2-58	1	54, 65, 75	58/59
BAK 7503599-A	L.H. - use on cars after 1-2-58	1	54, 65, 75	58/59
03604 ORNAMENT (WINDSHIELD HEADER MOULDING) LESS MEDALLION				
BY 6003604-A	Chrome finish - zinc die cast	1	60	56
03606-7 MOULDING (WINDSHIELD GARNISH) UPPER				
BY 7303606-C	R.H. - chrome finish	(a) 1	All except 76	56
BY 7303607-C	L.H. - chrome finish	(a) 1	All except 76	56
BY 7303606-EP	R.H. - in prime	(a) 1	60,73	56
		1	All except 76	57
BY 7303607-EP	L.H. - in prime	(a) 1	60,73	56
		1	All except 76	57
BY 7603606-D	Chrome finish - use with electric top locking mechanism - holes for visor arm clips approx. 13" each end	(b) 1	76	56/57
BAK 5703606-AP	R.H. - in prime	1	All except 68*	58
	*Use on 54A, 65A, 75A prior to 1-2-58	1	53, 57, 63	59
BAK 5703607-AP	L.H. - in prime	1	All except 68*	58
	*Use on models 54, 65, 75 prior to 1-2-58	1	53, 57, 63	59
BAK 6803606-A	R.H. - chrome finish	1	68	58/59
BAK 6803607-A	L.H. - chrome finish	1	68	58/59
BAK 7503606-A	R.H. - used on models built after 1-2-58	1	54, 65, 75	58/59
BAK 7503607-A	L.H. - used on models built after 1-2-58	1	54, 65, 75	58/59
52368-S23	Screw-oval hd.cr.rec.-No.8-15 x 7/8"	2	b	
52376-S13	Screw-oval hd.cr.rec.-No.8-15 x 1"	4	a	
03622-3 MOULDING (WINDSHIELD GARNISH) SIDE UPPER				
BAK 6803622-C	R.H. - used on models built after 11-1-57	1	68	58/59
BAK 6803623-C	L.H. - used on models built after 11-1-57	1	68	58/59
03626-7 MOULDING (WINDSHIELD GARNISH) LOWER				
BY 7303626-AP	R.H. - in prime	(a) 1	All	56/57
BY 7303627-AP	L.H. - in prime	(a) 1	All	56/57
42127-S8	Screw-hex. washer hd.-No.10-12 x 1/2"	6	a	
52388-S13	Screw-oval hd.cr.rec.-No.8-15 x 1-1/2"	2	a	
03672-3 EXTENSION (WINDSHIELD GARNISH SIDE MOULDING LOWER)				
BAK 5703672-A	R.H. - zinc die cast - use on models built prior to 1-2-59	1	All	58/59
BAK 5703673-A	L.H. - zinc die cast - used on models built prior to 1-2-59	1	All	58/59
03742-3 REINFORCEMENT (COWL TOP RADIATOR SUPPORT BRACE)				
BAK 5703742-B	R.H. - also serviced in 12820 brace kit	1	All	58/59
BAK 5703743-B	L.H. - also serviced in 12820 brace kit	1	All	58/59

GROUP AND PART NUMBER	DESCRIPTION, SIZE, ETC.	NO. REQD.	MODEL OR ENGINE CUBIC INCH DISPLACEMENT	YEAR 19.....
04090-1 BRACKET & PIVOT (VISOR)				
BAK 6804090-A	R. H. - chrome finish - used on cars built prior to 2-1-58	(a) 1	68	58
BAK 6804091-A	L. H. - chrome finish - used on cars built prior to 2-1-58	(a) 1	68	58
BAK 5704090-A	Chrome finish	2	All except 68	58/59
BAK 6804090-C	R. H. - used on cars built after 2-1-58	(a) 1	68	58/59
BAK 6804091-C	L. H. - used on cars built after 2-1-58	(a) 1	68	58/59
52382-S13	Screw-oval hd. cr. rec. tap. - No. 8-15 x 1-1/4"	4	a	
52388-S13	Screw-oval hd. cr. rec. tap. - No. 8-15 x 1-1/2"	2	a	
04100 VISOR (INSIDE)				
BAJ 5804100-D	Plastic - used on cars built prior to 12-17-57	2	All	57
BAK 5704100-D	Plastic - used on cars built after 12-17-57	2	All	58/59
04114 PIN (INSIDE VISOR ANCHOR)				
BY 7604114-A	Chrome finish - used with electric top locking mechanism	2	76	56
BAB 4004114-B	Chrome finish - 2-11/32" long	2	All	57
BAJ 5804114-A	Chrome finish - used with electric top locking mechanism and padded visors - 3-11/64" long Note - For 76B body type restrict to cars built prior to 11-15-56	2	All	57
BAJ 7604114-A	Chrome finish - 3-1/16" long - use on cars built after 11-15-56	2	76	57
04128-9 BRACKET (FRONT BODY PILLAR VISOR)				
BY 7304128-A	R. H.	1	60	56
04131 CLIP (VISOR ARM)				
BY 7604131-A		2	76	56/57
B9LB 5704131-A		4	All except 76	56/57
	Used on cars built after 1-2-59	2	All	59
BY 7304131-A	Used on cars built prior to 1-2-59	2	All	59
04144-5 ARM & BRACKET (VISOR)				
BY 6004144-B	R. H.	(a) 1	60	56/57
BY 6004145-B	L. H.	(a) 1	60	56/57
BY 7304144-B	R. H. - chrome	(b) 1	73, 57, 58	56/57
BY 7304145-B	L. H. - chrome	(b) 1	73, 57, 58	56/57
BY 7604144-B	R. H. - used with electric top locking mechanism - used on cars built prior to 11-15-56	(c) 1	76	56/57
BY 7604145-B	L. H. - used with electric top locking mechanism - used on cars built prior to 11-15-56	(c) 1	76	56/57
BAJ 7604144-A	R. H. - used on cars built after 11-15-56	(c) 1	76	57
BAJ 7604145-A	L. H. - used on cars built after 11-15-56	(c) 1	76	57
34954-S7	Washer-external tooth-1/4"	4	c	
50439-S13	Screw-oval hd. cr. rec. - No. 10-32 x 7/8"	4	c	
52382-S13	Screw-oval hd. cr. rec. - No. 8-15 x 1-1/4"	6	a	
52388-S13	Screw-oval hd. cr. rec. - No. 8-15 x 1-1/2"	4	b	
04176 SHIM (INSIDE VISOR ARM CLIP)				
BAJ 5804176-A	Chrome finish	2	All except 76	56/57
04256 CAP (INSIDE VISOR RETAINER FINISH STRIP)				
BAK 5704256-A	Used on models built prior to 12-17-57	2	All	58
BAK 5704256-B	Used on models built after 12-17-57	2	All except 68A	58
04278 CLIP (INSTRUMENT PANEL COVER) RETAINING				
BY 7304278-A	Used with padded instrument panel	14	All	56/57



INSTRUMENT PANEL



■ NOT SERVICED

\*REFER TO THE "SOFT TRIM SECTION" OF THE MASTER PRICE AND REFERENCE LIST

1958-59

PLB-123

# INSTRUMENT PANEL

GROUP AND PART NUMBER	DESCRIPTION, SIZE, ETC.	NO. REQ'D	MODEL OR ENGINE CUBIC INCH DISPLACEMENT	YEAR 19__
04302-3 PANEL (INSTRUMENT PANEL FINISH CENTER)				
BAK 5704302-A	R.H. assy. - 14-1/8" long with (8) chrome finished ridges	1	All	58/59
BAK 5704303-A	L.H.	1	All	58
		1	54, 65, 68, 75	59
04320-1 PANEL (INSTRUMENT-WELDED)				
BY 7304320-DP	In prime	(a)	1	All
BAK 5704321-DP	L.H. - in prime	(b)	1	All
BAK 5704321-EP	L.H. - in prime	(b)	1	All
PB8L 5704320-AP	R.H. - in prime - @1001830-000		1	All
24399-S8	Bolt-rd. hd. -5/16"-24 x 1-3/4"		2	a
33798-S8	Nut-hex. -5/16"-24		2	a
34661-S8	Nut and washer assy. -5/16"-18		3	b
34806-S7	Lockwasher-5/16"		2	a
42127-S8	Screw-hex. hd. tap. -No.10-12 x 1/2"		AR	b
42757-S8	Screw and washer-5/16"-18 x 1/2"		3	b
52726-S2	Screw-pan hd. cr. rec. tap. -No.8-15 x 1/2"		2	b
04334-5 END PANEL (INSTRUMENT PANEL)				
BY 7604334-BP	R. H. - in prime-used with elec. window control	(a)	1	All
BY 7604335-BP	L. H. - in prime-used with elec. window control	(a)	1	All
BY 7304334-BP	R.H. - in prime	(a)	1	57A, 58A, 60A
BY 7304335-BP	L.H. - in prime	(a)	1	57A, 58A, 60A
52727-S8	Screw-pan hd. cr. rec. -No.10-12 x 1/2"		2	a
04339 PANEL (INSTRUMENT PANEL FINISH CENTER)				
PB9L 5704339-A	L.H. - @1001837		1	53, 57, 63
				59
04348 MOULDING (INSTRUMENT PANEL)				
BAK 5704348-B			1	All
				58/59
04354-5 WELT (INSTRUMENT PANEL)				
BY 7304354-A	R.H. - rubber		1	All
BY 7304355-A	L.H. - rubber		1	All
				56/57
				56/57
04360 COVER (INSTRUMENT PANEL RADIO OPENING)				
FFC 5704360-A	Used when radio is not installed	(a)	1	All
45051-S	Nut-spring-3/16"-63/64" x 9/16"		2	a
04364 BRACKET (INSTRUMENT PANEL TO COWL SIDE)				
BAK 5704364-A		(a)	2	All
20367-S8	Bolt-hex. hd. -5/16"-24 x 7/8"		2	a
357789-S7	Washer-tooth lock-5/16"		2	a
04371 COVER (INSTRUMENT PANEL RADIO OPENING)				
FDU 7304371-BB	Used when radio is not installed	(a)	1	All
45168-S2	Nut-"U" shaped spring-No.8-32		2	a
50382-S13	Screw-oval hd. cr. rec. -No. 8-32 x 1/4"		2	a
51656-S13	Screw-fill. hd. cr. rec. -No.10-24 x 3/8"		2	a
04394-5 CAP (INSTRUMENT END PANEL FINISH)				
BY 7304394-A	R.H.	(a)	1	All
BY 7304395-A	L.H.	(a)	1	All
34903-S8	Washer-internal tooth-No. 10		6	a
50508-S8	Screw and washer assy. pan hd. -No.10-32 x 3/8"		6	a
04407 EMBLEM (INSTRUMENT PANEL NAME)				
BY 7304407-A	Capri	(a)	1	60E, 73A
		(a)	1	57A, 58A, 60A
BY 7304407-B	Premier	(a)	1	60B, 73B, 76B
		(a)	1	57B, 58B, 60B, 76
357781-S2	Nut-spring-3/32"		AR	a

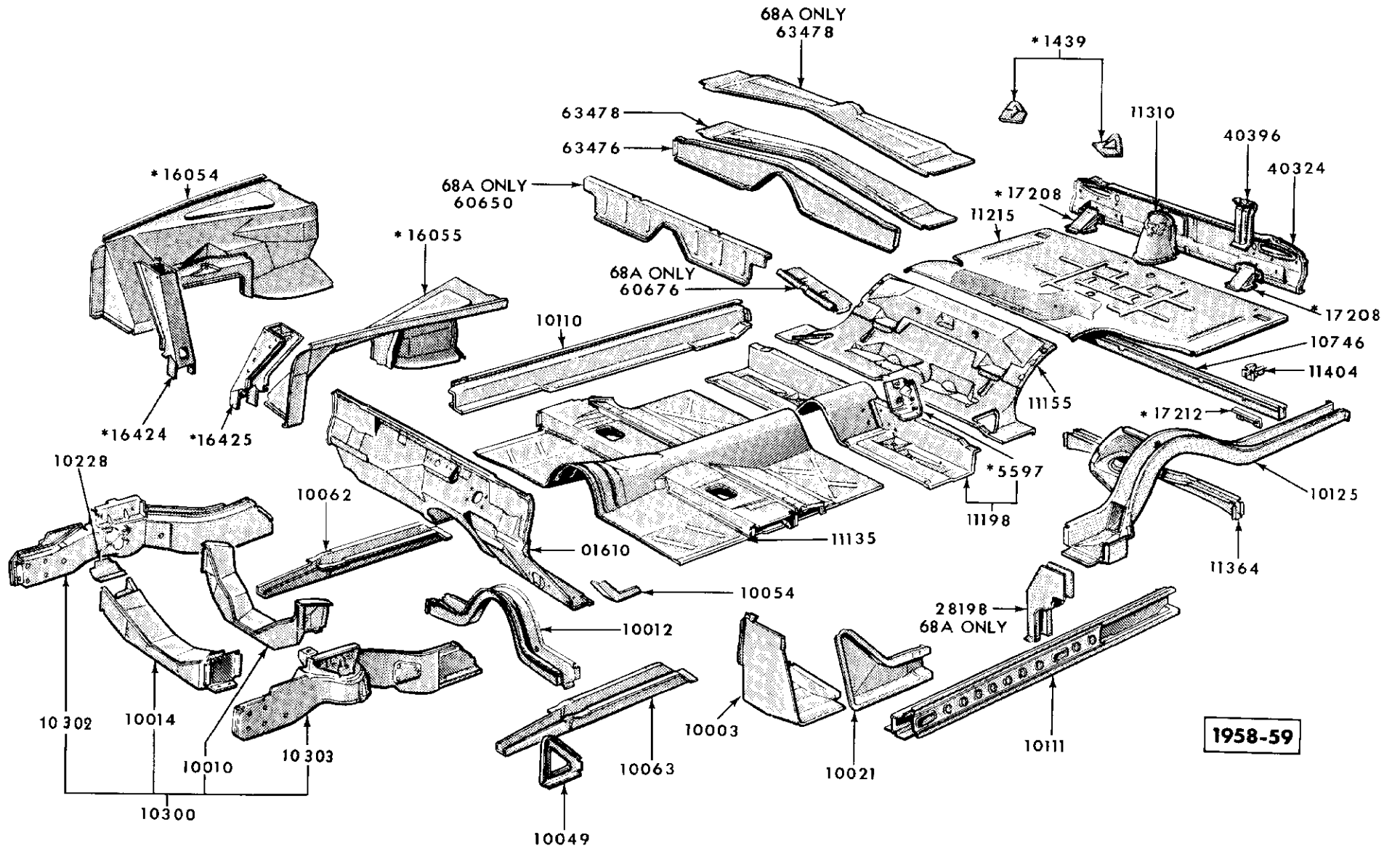
GROUP AND PART NUMBER	DESCRIPTION, SIZE, ETC.	NO. REQ'D	MODEL OR ENGINE CUBIC INCH DISPLACEMENT	YEAR 19__
04439-41 RETAINER (INSTRUMENT PANEL)				
BY 7304439-A	R.H.	1	All	56/57
BY 7304441-A	L.H.	1	All	56/57
04457 GASKET (INSTRUMENT PANEL RADIO OPENING COVER)				
FFC 5704457-B	Paper	1	All	58/59
04460 PLATE (INSTRUMENT PANEL) NAME				
BAK 5704460-A	"Lincoln" - gold plate - zinc die cast	1	53, 57, 63	58
BAK 6804460-A	"Mark III Continental" by Lincoln - gold plate - zinc die cast	1	54, 65, 68, 75	58
PB9L 5704460-B	"Premiere" - #1004255	1	53B, 57B, 63B	59
PB9L 6804460-B	"Continental" - #1018036	1	54, 65, 68, 75	59
04480-1 PANEL (INSTRUMENT PANEL FINISH) END				
BAK 5704480-A	R.H. - with (8) chrome finished ridges (a)	1	53, 57, 63	58
BAK 6804480-A	R.H. - with (8) chrome finished ridges (a)	1	54, 65, 68, 75	58
BAK 5704481-A	L.H. - with (8) chrome finished ridges (a)	1	All	58
	L.H. - with air conditioning	1	All	59
COLB 6304480-A	R.H.	1	All	59
	34053-S8 Nut-hex. -No. 10-24	7	a	
	34903-S8 Washer-internal tooth lock-No. 10	7	a	
04559 BRACKET (INSTRUMENT PANEL CENTER GUSSET MOUNTING)				
BAK 5704559-C	(a)	1	All	58/59
	42765-S8 Screw and washer-hex.hd. -5/16"-24 x 5/8"	4	a	
04561 CLIP (INSTRUMENT PANEL PAD RETAINING) UPPER MOULDING				
COMB 6404561-A	Also serviced in 6320340 kit	AR	All	59
04570 BRACKET (INSTRUMENT PANEL RADIO OPENING COVER)				
FDU 7304570-A	Used when radio is not installed	2	All	56/57
FFC 5704570-B	Used when radio is not installed	1	All	58/59
04590-1 RETAINER (INSTRUMENT PANEL COVER) SIDE				
BY 7304590-B	R.H. - 26-61/64" long - used with padded instrument panel	1	All	56/57
BY 7304591-B	L.H. - 2-27/32" long - used with padded instrument panel	1	All	56/57
04592 RETAINER (INSTRUMENT PANEL COVER) CENTER				
BY 7304592-B	9-13/16" long - used with padded instrument panel	1	All	56/57
04616 GASKET (INSTRUMENT PANEL RADIO OPENING DUST)				
FFC 5704616-B	Rubber	1	All	58/59
04616 PANEL (INSTRUMENT PANEL FINISH)				
BAK 5704616-A	R.H. - less name plate (a)	1	All	58
	34053-S8 Nut-hex. -No. 10-24	7	a	
	34903-S8 Washer-internal tooth lock-No. 10	7	a	
04631 EXTENSION (INSTRUMENT PANEL LOWER)				
BAK 5704631-AP	L.H. - outer - steel - in prime (a)	1	All	58
	45135-S8 Nut-spring-No. 8-15	1	a	
	52174-S13 Screw-rd.hd.cr.rec.tap. -No. 8-15 x 1/2"	1	a	
04640 EXTENSION (INSTRUMENT PANEL LOWER)				
BAK 5704640-BP	Center - steel - in prime (a)	1	All	58/59
	45135-S8 Nut-spring-No. 8-15	1	a	
	52174-S13 Screw-rd.hd.cr.rec.tap. -No. 8-15 x 1/2"	1	a	

GROUP AND PART NUMBER	DESCRIPTION, SIZE, ETC.	NO REQ'D	MODEL OR ENGINE CUBIC INCH DISPLACEMENT	YEAR 19__
04644-5 EXTENSION (INSTRUMENT PANEL LOWER)				
BAK 5704644-AP	R.H. - outer	(a) 1	All	58/59
COLB 6304645-AP	L.H. - outer	(a) 1	All	58/59
45135-S8	Nut-spring-No.8-15	1	a	
52174-S13	Screw-rd.hd.cr.rec.tap.-No.8-15 x 1/2"	1	a	
04664 SUPPORT (INSTRUMENT PANEL LOWER CENTER EXTENSION)				
BAK 5704664-A	Center extension	1	All	58/59
04668 SUPPORT (INSTRUMENT PANEL LOWER OUTER EXTENSION TO BRAKE PEDAL SUPPORT)				
BAK 5704668-A	Outer extension - used on models built prior to 4-1-58	1	All	58
04810 RECEPTACLE (INSTRUMENT PANEL ASH)				
BY 7304810-AP		1	All	56/57
BAK 5704810-B		1	All	58
		1	54, 65, 68, 75	59
PB9L 7304810-A	⊕1005671	1	53, 57, 63	59
04821 BOX (INSTRUMENT PANEL ASH RECEPTACLE)				
BAK 5704821-A	Includes snuffer	1	All	58/59
04826 RETAINER (INSTRUMENT PANEL ASH RECEPTACLE)				
BY 7304826-A		(a) 1	All	56/57
52781-S8	Screw-pan hd.cr.rec.-No.10-12 x 3/8"	4	a	
04834-5 SPRING (INSTRUMENT PANEL ASH RECEPTACLE RETAINING COVER)				
B7A 6404834-A	R.H. - ⊕BAE-6404834-A	1	All	58/59
B7A 6404835-A	L.H. - ⊕BAE-6404835-A	1	All	58/59
04858 STOP (INSTRUMENT PANEL ASH RECEPTACLE)				
BAK 5704858-A	Rubber	1	All	58
		2	All	59
04886 BRACKET (INSTRUMENT PANEL GUSSET MOUNTING)				
BAK 5704886-B		(a) 1	All	58/59
42765-S8	Screw and washer-hex.hd.-5/16"-24 x 5/8"	4	a	
06010 COMPARTMENT (GLOVE)				
BY 7306010-A	Binder board	(a) 1	All	56/57
BAK 5706010-CP		1	All	58/59
357903-S8	Screw-washer hd.cr.rec.-No.8-15	7	a	
06012 PANEL (GLOVE COMPARTMENT FRONT)				
BAK 5706012-AP	In prime	(a) 1	All	58/59
52720-S8	Screw-pan hd.cr.rec.-No.8-15 x 3/8"	6	a	
06024 DOOR (GLOVE COMPARTMENT)				
BY 7306024-AP	In prime	(a) 1	All	56/57
34903-S8	Lockwasher-No.10	2	a	
52727-S8	Screw-pan hd.cr.rec.-No.10-12 x 1/2"	2	a	
357810-S	Bumper-rubber	2	a	
06027 CATCH (GLOVE COMPARTMENT DOOR LOCK)				
BAK 5706027-A		1	All	58/59



GROUP AND PART NUMBER	DESCRIPTION, SIZE, ETC.	NO. REQ'D	MODEL OR ENGINE CUBIC INCH DISPLACEMENT	YEAR 19__
06048-9 PANEL (GLOVE COMPARTMENT DOOR SIDE)				
BY 7306048-AP	R.H. - in prime (a)	1	All	56/57
BY 7306049-AP	L.H. - in prime (a)	1	All	56/57
51855-S8	Screw-pan hd.cr.rec.-No.8-32 x 3/8"	4	a	
06060 FILLER (GLOVE COMPARTMENT DOOR TO BODY)				
BY 7306060-A	Plastic	1	All	56/57
06064 CATCH (GLOVE COMPARTMENT DOOR LOCK)				
BY 7306064-B	(a)	1	All	56/57
50803-S8	Screw and washer assy.-pan hd.-No.8-32 x 3/8"	2	a	
06081 LOCK (GLOVE COMPARTMENT DOOR)				
BAJ 5806081-A		1	All	56/57
BAK 5706081-B	With keys - used on cars built prior to 2-10-59	1	All	58/59
B9LB 5706081-A	With keys - used on cars built after 2-10-59	1	All	59
06094 RETAINER (GLOVE COMPARTMENT DOOR TO BODY FILLER)				
BY 7306094-AP	In prime (a)	1	All	56/57
51855-S8	Screw-pan hd.cr.rec.-No.8-32 x 3/8"	4	a	
06102-3 ARM (GLOVE COMPARTMENT DOOR CHECK)				
BY 7306102-AP	R.H. - in prime	1	All	56
BY 7306103-AP	L.H. - in prime	1	All	56
BY 7306102-B	R.H. (a)	1	All	57
BY 7306103-B	L.H. (a)	1	All	57
34903-S8	Lockwasher-internal tooth-No. 10	4	a	
50508-S8	Screw-pan hd.cr.rec.-No. 10-32 x 3/8"	4	a	
06115 BUMPER (GLOVE COMPARTMENT DOOR ARM)				
B6A 7006115-A	Rubber - @BJ-7006115-A	2	All	58
		1	All	59
06117 ARM (GLOVE COMPARTMENT DOOR CHECK)				
BAK 5706117-AP	In prime	2	All	58/59
06128 COVER (GLOVE COMPARTMENT)				
BAK 5706128-A	Cardboard (a)	1	All	58/59
44710-S8	Washer-flat-No.8	8	a	
52720-S8	Screw-pan hd.cr.rec.-No.8-15 x 3/8"	8	a	
06136 BRACKET (GLOVE COMPARTMENT DOOR LOCK MOUNTING)				
BAK 5706136-A	(a)	1	All	58/59
26457-S7	Screw-pan hd.cr.rec.-No.8-32 x 1/4"	2	a	
34802-S7	Washer-springlock-No.8	2	a	
06192 BRACKET (GLOVE COMPARTMENT HINGE)				
BAK 5706192-AP	(a)	1	All	58/59
34055-S8	Nut-hex.-1/4"-20	2	a	
44719-S8	Washer-flat-1/4"	2	a	
50812-S8	Screw and washer assy.-pan hd.cr.rec.-1/4"-20 x 1/2"	2	a	

GROUP AND PART NUMBER	DESCRIPTION. SIZE. ETC.	NO. REQ'D	MODEL OR ENGINE CUBIC INCH DISPLACEMENT	YEAR 19__
06208 RETAINER (GLOVE COMPARTMENT COVER)				
BAK 5706208-A		8	All	58/59
06214-5 LINING (GLOVE BOX - SIDE)				
BAK 5706214-A	R.H. - non-woven nylon rayon flocked fabric	1	All	58
BAK 5706215-A	L.H. - non-woven nylon rayon flocked fabric	1	All	58
10002-3 REINFORCEMENT (FLOOR SIDE MEMBER TO FRONT SIDE MEMBER)				
BAK 5710002-A	R.H. - (8) holes - (3) 5/16" cage nuts - (3) 3/4" holes - (2) 5/8" holes	1	All	58/59
BAK 5710003-A	L.H. - (7) holes - (2) 5/16" cage nuts - (3) 3/4" holes - (2) 5/8" holes	1	All	58/59
B9LB 5710002-A	R.H. - (6) holes - (3) 5/16" cage nuts - (3) 3/4" holes	1	All	59
B9LB 5710003-A	L.H. - (5) holes - (2) 5/16" cage nuts - (3) 3/4" holes	1	All	59
10010 MEMBER (FRONT SUSPENSION) NO. 2 CROSS				
BAK 5710010-B		1	All	58/59
10012 MEMBER (ENGINE SUPPORT CROSS) REAR				
BAK 5710012-A		1	All	58/59
10014 MEMBER (FRONT SUSPENSION) NO. 1 CROSS				
BAK 5710014-B		1	All	58/59
10020-1 EXTENSION (FLOOR SIDE INNER MEMBER FRONT)				
BAK 5710020-A	R.H. - steel - (3) holes - (2) 5/16" cage nuts - (1) 3/4" hole	1	All	58/59
BAK 5710021-A	L.H. - steel - (4) holes - (2) 5/16" cage nuts - (1) 3/4" hole - (1) 3/8" hole	1	All	58/59
B9LB 5710066-A	R.H. - (1) 3/4" hole	1	All	59
B9LB 5710067-A	L.H. - (2) holes - (1) 3/4" hole - (1) 3/8" hole	1	All	59
10048-9 GUSSET (FLOOR SIDE MEMBER TO FRONT SIDE MEMBER)				
BAK 5710048-A	R.H. - steel	1	All	58/59
BAK 5710049-A	L.H. - steel	1	All	58/59
10054 BRACKET (FLOOR SIDE MEMBER INNER FRONT EXTENSION TO DASH)				
BAK 5710054-A	Steel	2	All	58/59
10062-3 EXTENSION (FRONT SIDE MEMBER)				
COLB 6310472-B	R.H. - steel	2	All	58
		1	All	59
COLB 6310473-B	L.H. - steel	2	All	58
		1	All	59
10064-5 MEMBER (FRONT SIDE INNER)				
BAK 5710064-A	R.H. - steel	1	All	58
BAK 5710065-A	L.H. - steel	1	All	58
10074-5 EXTENSION (FLOOR SIDE OUTER MEMBER FRONT)				
BAK 5710074-A	R.H. - steel	1	All	58/59
BAK 5710075-A	L.H. - steel	1	All	58/59



1958-59

\* REFER TO CHASSIS SECTION OF PARTS CATALOG

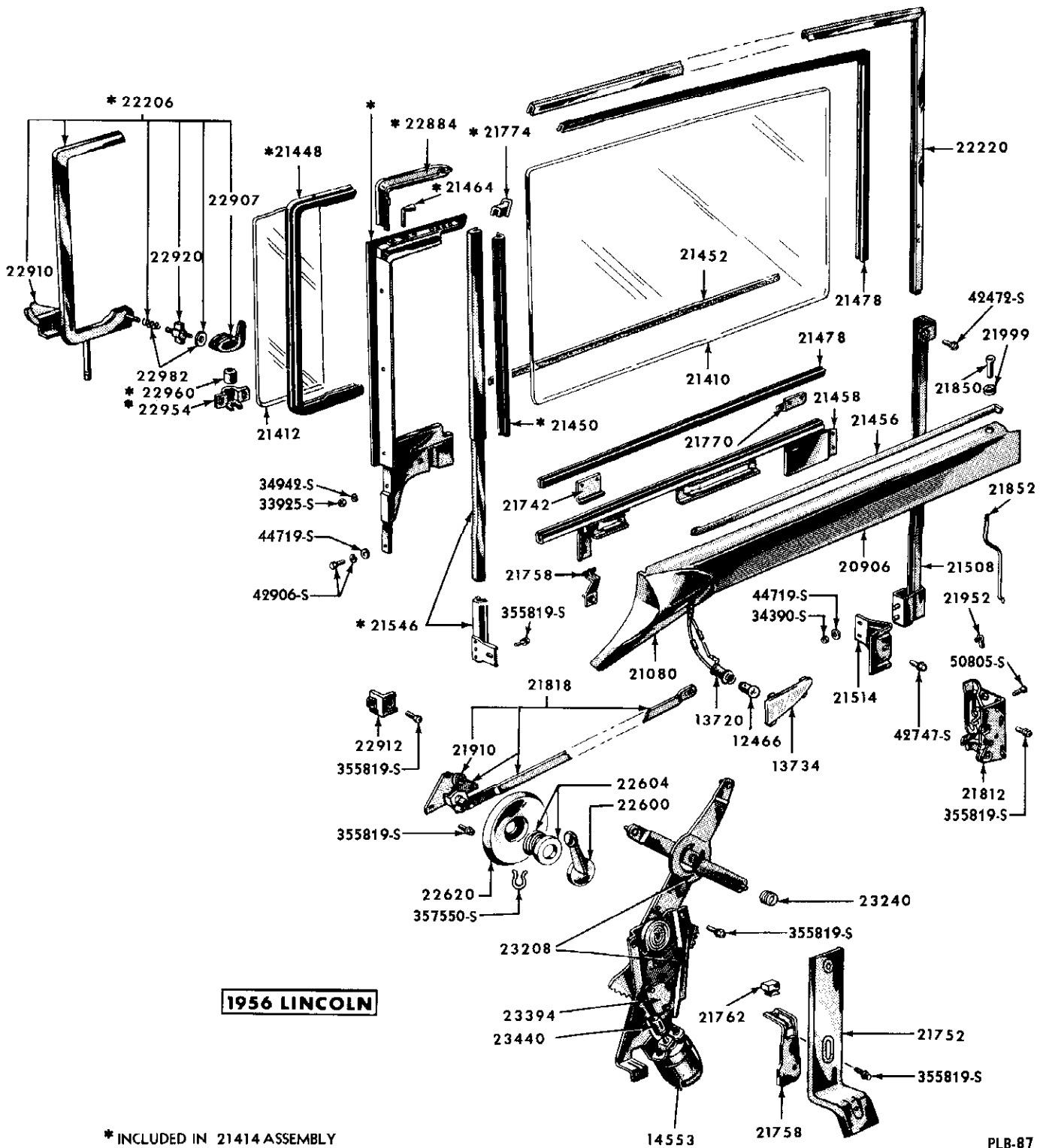
UNDERBODY

GROUP AND PART NUMBER	DESCRIPTION, SIZE, ETC.	NO. REQ'D	MODEL OR ENGINE CUBIC INCH DISPLACEMENT	YEAR 19__
10100-1 MEMBER (FLOOR SIDE OUTER)				
BAK 6810100-A	R. H. - steel	1	68	58/59
BAK 6810101-A	L. H. - steel	1	68	58/59
10110-1 MEMBER (FLOOR SIDE)				
BAK 5710110-A	R. H.	1	All	58/59
BAK 5710111-A	L. H.	1	All	58/59
10120-1 MEMBER (FLOOR SIDE OUTER)				
BAK 5710120-A	R. H. - steel	1	All except 68	58/59
BAK 5710121-A	L. H. - steel	1	All except 68	58/59
10124-5 MEMBER (FLOOR SIDE) REAR				
BAK 5710124-A	R. H.	1	All	58/59
BAK 5710125-A	L. H.	1	All	58/59
10128-31 PANEL (BODY ROCKER)				
BY 7310128-A	R. H.	1	73	56
BY 7310129-A	L. H.	1	73	56
BY 7610128-A	R. H.	1	All except 73	56
		1	60, 76	57
BY 7610129-A	L. H.	1	All except 73	56
		1	60, 76	57
BAJ 5810128-A	R. H.	1	57, 58	57
BAJ 5810129-A	L. H.	1	57, 58	57
BAK 6310130-A	R. H.	1	63, 65, 68	58/59
BAK 6310131-A	L. H.	1	63, 65, 68	58/59
COLB 5710130-A	R. H.	1	53, 54, 57, 75	58/59
COLB 5710131-A	L. H.	1	53, 54, 57, 75	58/59
10146 KIT MOULDING (BODY ROCKER PANEL)				
BAJ 5810146-A	Consists of the following - (2) BAJ-5810178-C moulding retainers (2) BAJ-5810198-A retainers	1	All	57
PB8L 5710146-A	Consists of the following - $\phi$ 1004216 (1) 1004198 moulding body rocker panel (1) 1004199 moulding body rocker panel (14) BAK-5710182-A retainer (4) BAK-5720783-A retainer (1) BAK-5731294-A moulding quarter wheel opening cover front (1) BAK-5731295-A moulding quarter wheel opening cover front (4) 354397-S100 nut and washer	1	53, 57, 63	58/59
10168 EXTENSION (ORNAMENT ROCKER PANEL BODY SIDE)				
BY 7310168-A	R. H. chrome finish - 6-3/4" long	1	All	56
HGK 350003-A	Kit - moulding clips - exterior Consists of the following - (2) B5A 7025670-A retainer (2) 42119-S8 screw (4) 52726-S2 screw	1	All	56

GROUP AND PART NUMBER	DESCRIPTION, SIZE, ETC.	NO. REQ'D	MODEL OR ENGINE CUBIC INCH DISPLACEMENT	YEAR 19__
10176-7 MOULDING (BODY ROCKER PANEL)				
BAJ 5810176-C	Chrome finish - 91-13/32" long	2	All	57
PB9L 5310176-A	R. H. - 92-3/4" long - also serviced in 10146 kit - ⊕1004198	1	All	58/59
PB9L 5310177-A	L. H. - 92-3/4" long - also serviced in 10146 kit - ⊕1004199	1	All	58/59
10182 RETAINER (BODY ROCKER PANEL MOULDING)				
B9LB 5710182-A		14	All	58/59
10198 RETAINER (ROCKER PANEL CURB MOULDING)				
BAJ 5810198-A	Used with moulding BAJ-5810176-C	14	All	57
10208 GUSSET (FLOOR SIDE OUTER MEMBER)				
BAK 5710208-A	Steel	4	53, 54, 57, 75	58/59
10228-9 REINFORCEMENT (FRONT SUSPENSION NO. 1 CROSS MEMBER OUTER)				
BAK 5710228-A	R. H. - steel	1	All	58/59
BAK 5710229-A	L. H. - steel	1	All	58/59
10300 MEMBER (FRONT SUSPENSION)				
COLB 6310300-B		1	All	58/59
10302-3 MEMBER (FRONT SUSPENSION SIDE)				
BAK 5710303-A	L. H. - used on cars built prior to 11-17-58	1	All	58/59
COLB 6310302-B	R. H. - for 1959 used on cars built after 11-19-58	1	All	58/59
B9LB 5710303-A	L. H. - in prime used on cars built after 11-17-58	1	All	59
10536-7 GUSSET (FRONT SIDE INNER MEMBER TO FRONT SUSPENSION) NO. 1 CROSS MEMBER				
BAK 5710536-A	R. H. - steel	1	All	58/59
BAK 5710537-A	L. H. - steel	1	All	58/59
10546-7 REINFORCEMENT (FRONT SUSPENSION NO. 2 CROSS MEMBER UPPER OUTER)				
BAK 5710546-A	R. H. - steel	1	All	58/59
BAK 5710547-A	L. H. - steel	1	All	58/59
10644-5 EXTENSION (FRONT SIDE OUTER MEMBER)				
BAK 5710644-A	R. H. - steel	1	All	58/59
BAK 5710645-A	L. H. - steel	1	All	58/59
10718 REINFORCEMENT (FLOOR PAN AT MAIN PIVOT BRACKET)				
BAK 6810718-A		2	68	58/59
10742 PLATE (REAR FLOOR FUEL TANK UPPER TUBE SEAL) RETAINING				
BAK 5710742-A		1	All	58/59
10746 MEMBER (REAR FLOOR CROSS) REAR				
BAK 5710746-B		1	All	58/59
11112 INSULATOR (FRONT FLOOR)				
BY 7311112-A	Fiber glass - used with air conditioning	1	All	56
		2	All except 76	57
11135 PAN (FRONT FLOOR)				
BAJ 5811135-A	Also used with air conditioning by adding required holes (a)	1	73	56
		1	57, 58	57
BAJ 7611135-A	Also used with a/cond. by adding required holes (a)	1	60, 76	57
BAK 5711135-B	Less - member - floor side (a)	1	All	58/59
352285-S	Plug-button-rubber-1-1/2" dia. transmission band adjustment access hole	1	a	
357191-S	Plug - button for 7/16" hole - used when heater is not installed	1	a	

GROUP AND PART NUMBER	DESCRIPTION, SIZE, ETC.	NO. REQ'D	MODEL OR ENGINE CUBIC INCH DISPLACEMENT	YEAR 19____
11155 PAN (CENTER FLOOR)				
BAK 5711155-A		1	All	58/59
11190-1 PLATE (CENTER FLOOR WELDING ACCESS HOLE COVER)				
BAK 5711190-A	R. H. - steel	1	All except 68	58/59
BAK 5711191-A	L. H. - steel	1	All except 68	58/59
11198 EXTENSION (CENTER FLOOR PAN)				
BAK 5711198-B		1	All	58/59
11215 PAN (REAR FLOOR)				
BY 7311215-B		(a) 1	All	56
BAJ 5811215-A	Also used with air conditioning by adding required holes	1	All	57
B9LB 5711215-B		1	All	58/59
352285-S	Plug-button-rubber-1-1/2" dia.	1	a	
11238-9 EXTENSION (REAR FLOOR PAN TO QUARTER PANEL)				
BY 7311239-B	L. H.	(a) 1	All	56
BAJ 5811238-C	R. H. - add hole for air conditioning air scoop	1	All	57
BAJ 5811239-C	L. H. - add hole for air conditioning air scoop	1	All	57
352291-S	Plug-rubber-3/4" dia.	2	a	
11250-1 EXTENSION (REAR FLOOR PAN TO QUARTER PANEL)				
BY 7311250-B	R. H.	(a) 1	All	56
BAK 5711250-B	R. H.	1	All	58/59
BAK 5711251-B	L. H.	1	All	58/59
352291-S	Plug-rubber-3/4" dia.	2	a	
11268 INSULATOR (REAR FLOOR)				
BAJ 5811268-A	Fiber glass used with air conditioning	1	73	56
		1	57, 58	57
BY 6011268-A	Fiber glass used with air conditioning	1	60	56/57
11290 COVER (FUEL GAUGE ACCESS HOLE)				
B5A 7011290-A	⊕BN-7011290-A	(a) 1	All	56/57
BAK 5711290-A	Steel	(a) 1	All	58/59
32917-S8	Screw-pan hd. -No. 10-12 x 3/8"	1	a	
11309-10 HOUSING (FUEL TANK FILLER PIPE)				
BY 7311309-A	Inner	1	All	56
BAJ 5811310-A	Inner	1	All	57
BAK 5711310-A	Inner	1	All	58/59
11364 MEMBER (REAR FLOOR CROSS FUEL TANK FRONT SUPPORT)				
BAK 5711364-A	Steel	1	All	58/59
11404 SPACER (REAR FLOOR PAN TO FUEL TANK)				
BAK 5711404-A	Steel	2	All	59
11456 BRACKET (FLOOR PAN TO REAR SEAT BACK STRAINER)				
BY 7611456-A		4	60, 76	56/57
11486 INSULATOR (REAR FLOOR) UNDER SEAT				
BY 6011486-A	Fiber glass - used with air conditioning	1	60	56/57
BY 7311486-A	Fiber glass - used with air conditioning	1	73	56
		1	57, 58	57
11602 INSULATOR (REAR FLOOR HEAT)				
B9LB 5711602-A	Fiber glass - used with air conditioning	1	All	58/59
11606 INSULATOR (FRONT FLOOR HEAT)				
B9LB 5711606-A	Fiber glass - used with air conditioning	1	All	58/59

GROUP AND PART NUMBER	DESCRIPTION, SIZE, ETC.	NO. REQ'D	MODEL OR ENGINE CUBIC INCH DISPLACEMENT	YEAR 19__
11608	PLATE (FRONT FLOOR PAN NAME)			
BAK 5711608-A	"LINCOLN" - located at center body pillar -	1	53, 57, 63	58/59
BAK 6811608-A	"CONTINENTAL" - located at center body pillar -	1	54, 65, 68, 75	58/59
11654	INSULATOR (REAR SEAT BACK HEAT)			
B9MB 6311654-A	Use when a/cond. is installed	1	All	58
13034	CLIP (FRONT FLOOR MAT TO DASH PANEL)			
BY 7313034-A		1	All	56/57
13090-2	GROMMET (CARPET)			
HB 13090	Male	2	76	56/57
HB 13092	Female	2	76	56/57
13204	SPACER (DOOR SCUFF PLATE)			
BAK 6313204-A	38" long	2	All	58/59
13208-9	SCUFF PLATE (FRONT DOOR)			
BAJ 5813208-B	R. H. - chrome finish	(a) 1	57, 58	57
BAJ 5813209-B	L. H. - chrome finish	(a) 1	57, 58	57
BAJ 7613208-B	R. H. - chrome finish	(a) 1	60, 76	57
BAJ 7613209-B	L. H. - chrome finish	(a) 1	60, 76	57
BAK 5713208-A	R. H. - 35-13/16" long - aluminum - use on models prior to 1-9-58	1	53, 54, 57, 75	58
BAK 5713209-A	L. H. - 35-13/16" long - aluminum - use on models prior to 1-9-58	1	53, 54, 57, 75	58
BAK 6313208-A	R. H. - 44-1/2" long - aluminum - use on models prior to 1-9-58	1	63, 65, 68	58
BAK 6313209-A	L. H. - 44-1/2" long - aluminum - use on models prior to 1-9-58	1	63, 65, 68	58
BAK 5713208-B	R. H. - aluminum - 35-13/16" long - horizontal pattern - use on models built after 1-9-58	1	53, 54, 57, 75	58/59
BAK 5713209-B	L. H. - aluminum - 35-13/16" long - horizontal pattern - use on models built after 1-9-58	1	53, 54, 57, 75	58/59
BAK 6313208-B	R. H. - aluminum - 44-1/2" long - horizontal pattern - use on models built after 1-9-58	1	63, 65, 68	58/59
BAK 6313209-B	L. H. - aluminum - 44-1/2" long - horizontal pattern - use on models built after 1-9-58	1	63, 65, 68	58/59
52344-S13	Screw-oval hd. cr. rec. -No. 8-15 x 1/2"	AR	a	
13228-9	SCUFF PLATE (REAR DOOR)			
BAJ 5813228-B	R. H. - chrome finish	(a) 1	57, 58	57
BAJ 5813229-B	L. H. - chrome finish	(a) 1	57, 58	57
BAK 5713228-A	R. H. - 27-13/16" long - aluminum - use on models prior to 1-9-58	1	53, 54, 57, 75	58
BAK 5713229-A	L. H. - 27-13/16" long - aluminum - use on models prior to 1-9-58	1	53, 54, 57, 75	58
BAK 5713228-B	R. H. - aluminum - 27-13/16" long - horizontal pattern - use on models built after 1-9-58	1	53, 54, 57, 75	58/59
BAK 5713229-B	L. H. - aluminum - 27-13/16" long - horizontal pattern - use on models built after 1-9-58	1	53, 54, 57, 75	58/59
52344-S13	Screw-oval hd. cr. rec. -No. 8-15 x 1/2"	16	a	
20010-11	SIDE (BODY LESS DOORS)			
PB9L 5720010-A	R. H. - @1012272	1	53, 54, 57, 75	59
PB9L 5720011-A	L. H. - @1012273	1	53, 54, 57, 75	59
PB9L 6320010-A	R. H. - @1000892	1	63, 65	59
PB9L 6320011-A	L. H. - @1000893	1	63, 65	59



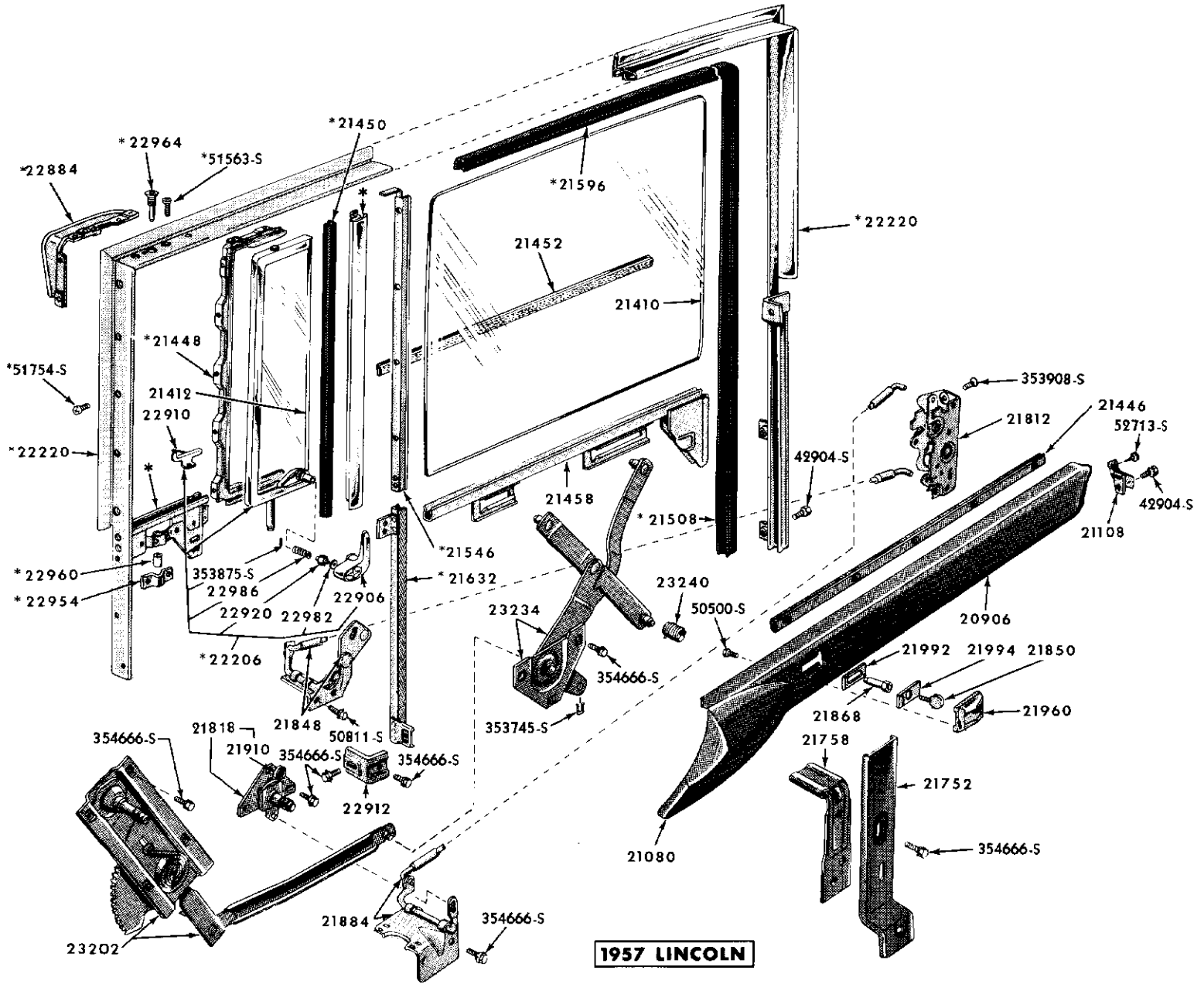
**1956 LINCOLN**

\* INCLUDED IN 21414 ASSEMBLY

PLB-87

**FRONT DOOR PARTS**





1957 LINCOLN

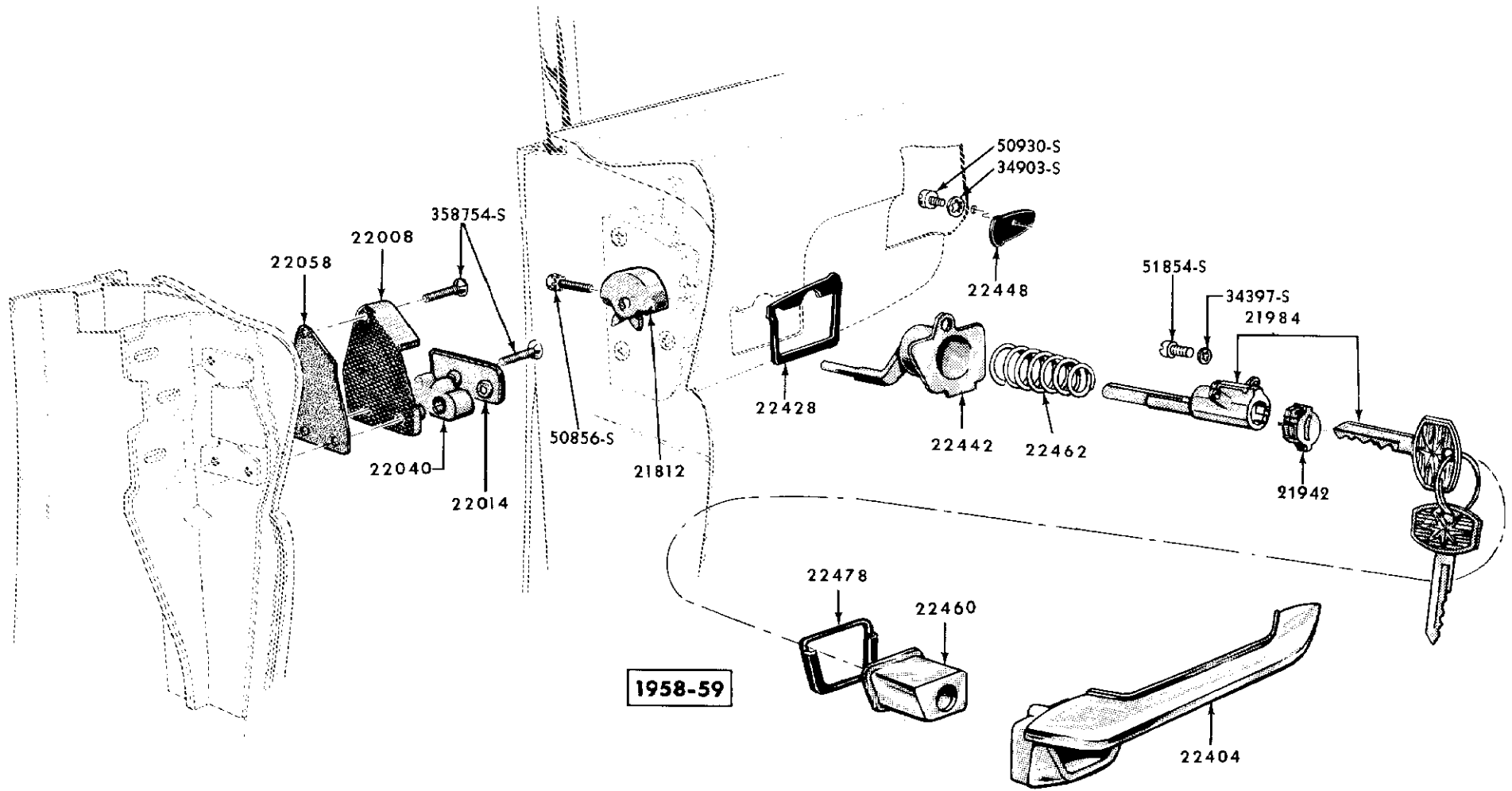
\*SERVICED IN ASSEMBLY GROUP 21414

PLB-112

FRONT DOOR PARTS

505

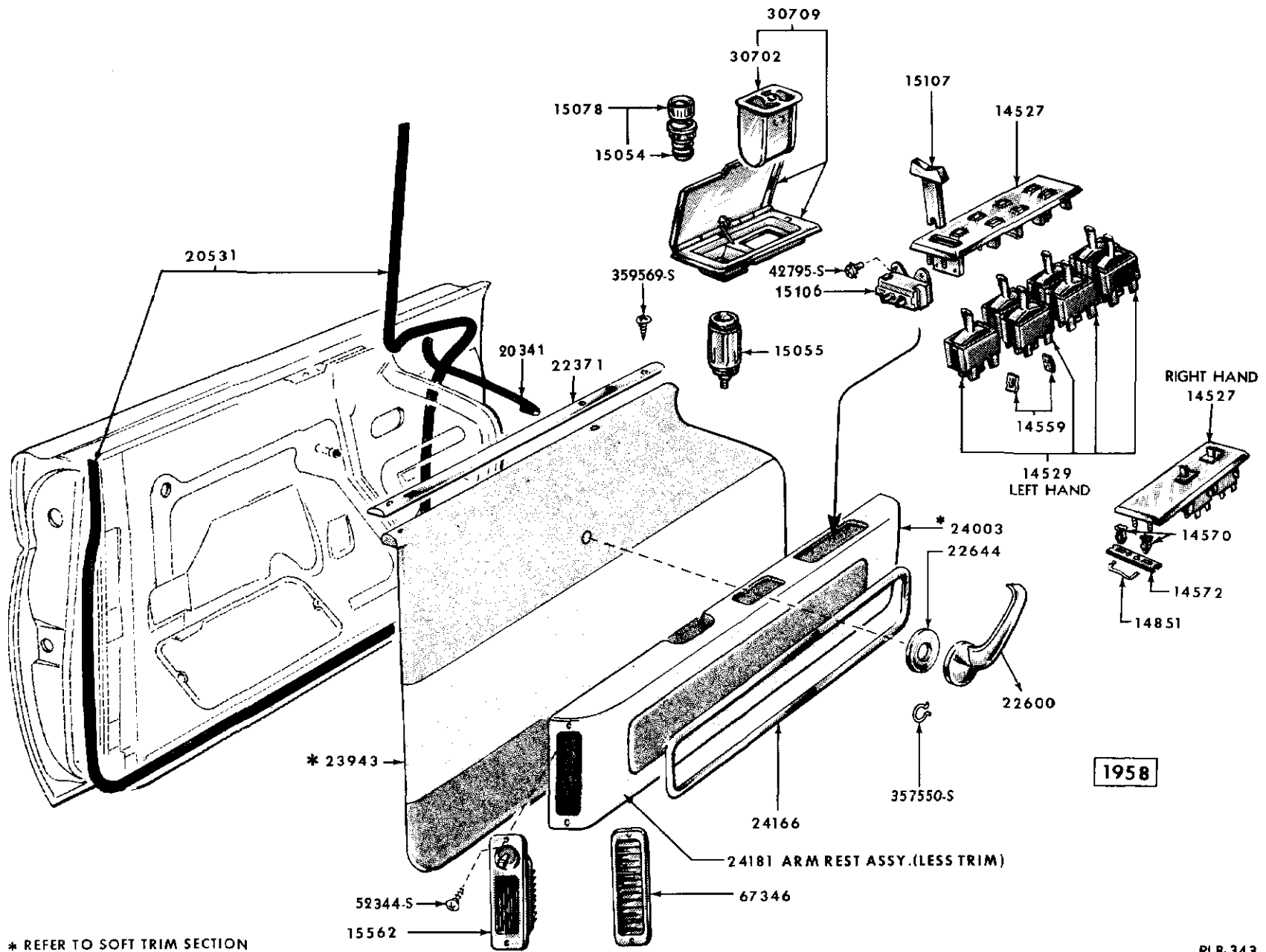




1958-59

### DOOR LOCK & HANDLE

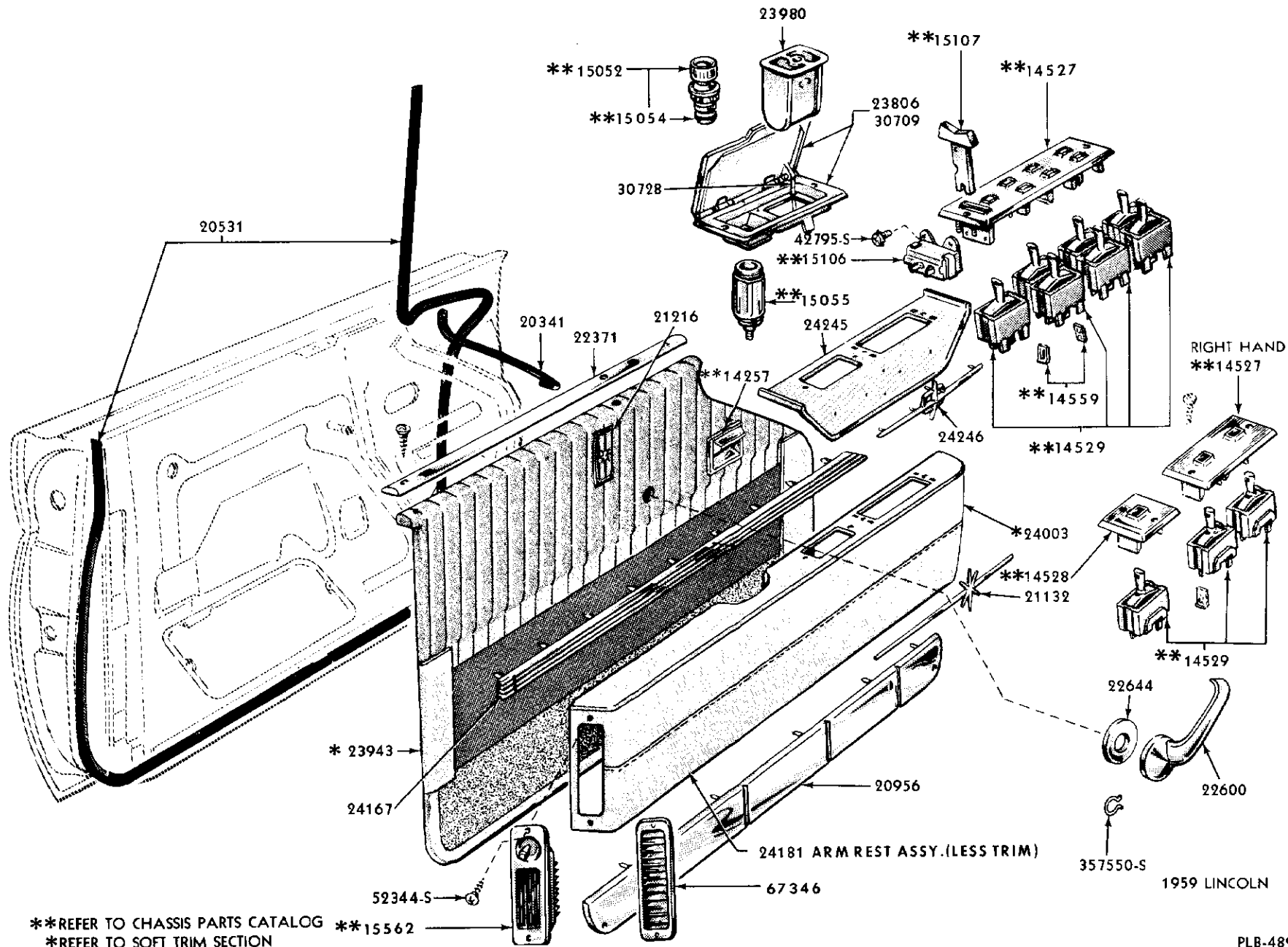
PLB-357



\* REFER TO SOFT TRIM SECTION OF MASTER PRICE AND REFERENCE LIST

PLB-343

### FRONT DOOR ARM REST, HANDLES, GARNISH, ETC.



FRONT DOOR ARM REST, HANDLES, GARNISH, ETC.

GROUP AND PART NUMBER	DESCRIPTION, SIZE, ETC.	NO. REQ'D	MODEL OR ENGINE CUBIC INCH DISPLACEMENT	YEAR 19__
20124-5 FRONT DOOR (LESS HINGES)				
BY 7320124-C	R. H.	(a) 1	73	56
BY 7320125-C	L. H.	(a) 1	73	56
BAJ 7620124-C	R. H.	(a) 1	60, 76	56/57
BAJ 7620125-C	L. H.	(a) 1	60, 76	56/57
BAJ 5720124-C	R. H.	1	57, 58	57
BAJ 5720125-C	L. H.	1	57, 58	57
BAK 5720124-E	R. H. - when used on models built prior to 12-16-57 it is also necessary to use BAK 5721508-B - run and retainer	1	53, 54, 57, 75	58
BAK 5720125-E	L. H. - when used on models built prior to 12-16-57 it is also necessary to use BAK 5721509-B - run and retainer	1	53, 54, 57, 75	58
BAK 6320124-B	R. H.	1	63, 65, 68	58
BAK 6320124-E	R. H. - when used on models built prior to 12-16-57 it is necessary to use BAK 6321508-B run and retainer	1	63, 65, 68	58
BAK 6320125-E	L. H. - when used on models built prior to 12-16-57 it is necessary to use BAK 6321509-B - run and retainer	1	63, 65, 68	58
COLB 5720124-B	R. H.	1	53, 54, 57, 75	59
PB9L 5320125-A	L. H. - @1000841	1	53, 54, 57, 75	59
PB9L 6320124-A	R. H. - @1000858	1	63, 65, 68	59
PB9L 6320125-A	L. H. - @1000859	1	63, 65, 68	59
352649-S2	Plug-steel	6	a	
20200-1 PANEL (FRONT DOOR OUTSIDE)				
BAK 5720200-B	R. H. - skin	1	53, 54, 57, 75	58
BAK 5720201-B	L. H. - skin	1	53, 54, 57, 75	58
BAK 5720200-E	R. H. - skin	1	53, 54, 57, 75	58
BAK 5720201-E	L. H. - skin	1	53, 54, 57, 75	58
BAK 6320200-E	R. H. - skin	1	63, 65, 68	58
BAK 6320201-B	L. H. - skin	1	63, 65, 68	58
COLB 5720200-A	R. H.	1	53, 54, 57, 75	59
PB9L 5320201-A	L. H. - @1000863	1	53, 54, 57, 75	59
COLB 6320200-A	R. H.	1	63, 65, 68	59
PB9L 6320201-A	L. H. - @1000837	1	63, 65, 68	59
20318 SHIELD (REAR DOOR WATER TRIM)				
B5A 7020318-A	Plastic - 41-1/2" x 23-1/2" long - cut to size when necessary - @BN-7020318-A	2	73	56
20340-1 KIT (WEATHERSTRIP FRONT DOOR FRONT) AT BELT				
B9LY 5720340-A	R. H. - consists of the following - (1) B9LB-5720568-A weatherstrip (4) 1013046 clip (1) 52720-S8 screw	1	All	58/59
B9LY 5720341-A	L. H. - consists of the following - (1) B9LB-5720569-A weatherstrip (4) 1013046 clip (1) 52720-S8 screw	1	All	58/59
20490 RETAINER (TOP MOULDING) CENTER & REAR DOOR				
BY 7320490-B		4	73	56
20492 MOULDING (FRONT DOOR OUTSIDE) TOP				
BY 7320492-A	Chrome finish 28-5/16" long	(a) 2	73	56
64593-S8	Rivet-tubular-9/64" x 1/4"	8	a	

GROUP AND PART NUMBER	DESCRIPTION, SIZE, ETC.	NO. REQ'D	MODEL OR ENGINE CUBIC INCH DISPLACEMENT	YEAR 19__
20530-1 WEATHERSTRIP (FRONT DOOR)				
BY 7320530-B	R. H. - rubber	1	73	56
BY 7320531-B	L. H. - rubber	1	73	56
BAJ 7620530-B	R. H. - rubber (a, c)	1	60, 76	56/57
BAJ 7620531-B	L. H. - rubber (a, c)	1	60, 76	56/57
BAJ 5720530-B	R. H. - rubber (a, b)	1	57	57
BAJ 5720531-B	L. H. - rubber (a, b)	1	57	57
BAJ 5820530-A	R. H. - rubber	1	58	57
BAJ 5820531-A	L. H. - rubber	1	58	57
B9LB 5720530-A	R. H. - rubber	1	All except 63, 65, 68	58/59
B9LB 5720531-A	L. H. - rubber	1	All except 63, 65, 68	58/59
B9LB 6320530-A	R. H. ☆	1	63, 65, 68	58/59
B9LB 6320531-A	L. H. ☆	1	63, 65, 68	58/59
31036-S8	Screw-fill. hd. - No. 6-32 x 5/16" - For 1956 - use for 60-76 models For 1957 - use for 57 model	2	a	
32914-S8	Screw-pan. hd. cr. rec. - No. 6-18 x 3/8"	2	b	
32930-S7	Screw-pan. hd. cr. rec. - No. 8-15 x 5/8" ☆Also used as field fix for windshield header weatherstrip for model 68A - for 1958 only	2	c	
20568-71 WEATHERSTRIP (FRONT DOOR FRONT) AT BELT INNER				
PE6L 7320568-A	Inner tube stock	2	All	56
BY 7320569-A	L. H. - rubber	1	All	56
BY 7320570-B	R. H. - molded sponge rubber - 24-1/2" long	1	All	57
BY 7320571-B	L. H. - molded sponge rubber - 24-1/2" long	1	All	57
B9LB 5720568-A	R. H. - rubber - NS-serviced in 20340-1 kit	1	All	58/59
B9LB 5720569-A	L. H. - rubber - NS-serviced in 20340-1 kit	1	All	58/59
20768-9 SHIELD (FRONT DOOR WIRING)				
BAK 5720768-A	R. H. (a)	1	All	58/59
BAK 5720769-A	L. H. (a)	1	All	58/59
52735-S8	Screw-pan. hd. cr. rec. - No. 10-12 x 5/8"	4	a	
20770-1 SHIELD (FRONT DOOR WIRING)				
BY 7320770-A	R. H. (a)	1	All	56
BY 7320771-A	L. H. (a)	1	All	56
BAJ 5720770-A	R. H. (a)	1	All	57
BAJ 5720771-A	L. H. (a)	1	All	57
52735-S8	Screw-pan. hd. cr. rec. - No. 10-12 x 5/8"	4	a	
20782 RETAINER (QUARTER WHEEL OPENING COVER MOULDING)				
BAK 5720782-A		6	53, 57, 63	58/59
20783 RETAINER (QUARTER WHEEL OPENING COVER FRONT MOULDING)				
BAK 5720783-A	Zinc plate - 1" x 2-3/8"	4	All	58/59
20906-7 MOULDING (FRONT DOOR WINDOW GARNISH)				
BY 7620906-AP	R. H. (a)	1	60, 76	56
BY 7620907-AP	L. H. (a)	1	60, 76	56
BAJ 5720906-BP	R. H. - in prime (a)	1	57	57
BAJ 5720907-BP	L. H. - in prime (a)	1	57	57
BAJ 5820906-BP	R. H. - in prime (a)	1	58	57
BAJ 5820907-BP	L. H. - in prime (a)	1	60, 76	57
BAJ 7620906-BP	R. H. - in prime (a)	1	60, 76	57
52360-S13	Screw-oval. hd. cr. rec. - No. 8-15 x 3/4"	AR	a	
20908-9 MOULDING (FRONT DOOR WINDOW GARNISH)				
BY 7320908-AP	R. H. - in prime (a)	1	73	56
BY 7320909-AP	L. H. - in prime (a)	1	73	56
52360-S13	Screw-oval. hd. - cr. rec. - No. 8-15 x 3/4"	AR	a	

GROUP AND PART NUMBER	DESCRIPTION, SIZE, ETC.	NO. REQ'D	MODEL OR ENGINE CUBIC INCH DISPLACEMENT	YEAR 19__
<b>20910 KIT (FRONT DOOR OUTSIDE REAR EDGE MOULDING ACCESSORY)</b>				
BY 7620910-B	Consists of the following - (2) BY-7320940-1-B moulding - door outside rear edge	1	All	56/57
<b>20918 RETAINER (FRONT DOOR GARNISH MOULDING SPACER)</b>				
B5A 7020918-A	Retainer - front door garnish moulding spacer - also used on center pillar and headlining trim - ⊕BN-7020918-A	12	All	56/57
	Rear door	12	73	56
	Quarter window	20	76	56/57
<b>20922 SPACER (DOOR WINDOW GARNISH MOULDING)</b>				
BY 7320922-A	Front door	6 4 4	73 All 60, 76	56 56 57
BAJ 5820922-A	Front door	6 4	57, 58 57, 58	57 57
	Rear door	6	57, 58	57
<b>20922 BUMPER (REAR DOOR) AT BELT</b>				
B9S 6320922-A	Oval shaped - ⊕BAK-5727225-A	2	53, 54, 57, 75	58/59
<b>20934-5 MOULDING (FRONT DOOR OUTSIDE BELT)</b>				
BY 7320934-C	Chrome finish - 29-1/64" long	2	73	56
BY 7620934-C	R. H. - chrome finish - 35-7/8" long	1	60, 76	56/57
BY 7620935-C	L. H. - chrome finish - 35-7/8" long	1	60, 76	56/57
BAJ 5720934-A	R. H. - chrome finish - 32-1/4" long	1	57	57
BAJ 5720935-A	L. H. - chrome finish - 32-1/4" long	1	57	57
BAJ 5820934-A	R. H. - chrome finish - 32-1/4" long	1	58	57
BAJ 5820935-A	L. H. - chrome finish - 32-1/4" long	1	58	57
HHK 350000-B	Kit - moulding clips - exterior Consists of the following - (5) BY-7321060-C retainer (1) 52718-S13 screw	1	All	57
<b>20938-9 MOULDING (FRONT DOOR OUTSIDE)</b>				
BAJ 5820938-A	R. H. - rustless steel - 43-5/64" long	(a) 1	57, 58	57
BAJ 5820939-A	L. H. - rustless steel - 43-5/64" long	(a) 1	57, 58	57
BAJ 7620938-A	R. H. - rustless steel - 47-45/64" long	(a) 1	60, 76	57
BAJ 7620939-A	L. H. - rustless steel - 47-45/64" long	(a) 1	60, 76	57
BAK 5720938-A	R. H. - chrome finish	1	53, 57	58
BAK 5720939-A	L. H. - chrome finish	1	53, 57	58
BAK 6320938-A	R. H. - chrome finish	1	63	58
BAK 6320939-A	L. H. - chrome finish	1	63	58
B7A 5929120-A	Retainer assembly - ⊕BAC-5929120-A	AR	All	58
PB9L 5320938-A	R. H. - rustless steel - 18-1/8" long - ⊕1001708	1	53, 57	59
PB9L 5320939-A	L. H. - rustless steel - 18-1/8" long - ⊕1001709	1	53, 57	59
PB9L 6320938-A	R. H. - rustless steel - 25-3/16" long - ⊕1001712	1	63	59
PB9L 6320939-A	L. H. - rustless steel - 25-3/16" long - ⊕1001713	1	63	59
59LK 350000-A	Kit - moulding clip	AR	All	59
BAJ 5821094-A	Retainer	12	a	



GROUP AND PART NUMBER	DESCRIPTION, SIZE, ETC.	NO. REQ'D	MODEL OR ENGINE CUBIC INCH DISPLACEMENT	YEAR 19__
<b>20956-7 MOULDING (FRONT DOOR TRIM) LOWER</b>				
BY 6020956-A	Rustless steel - 43-3/4" long	(a) 2	60E	56
BY 7320956-A	R. H. - rustless steel - 38-19/64" long	(a) 1	73B	56
BY 7320957-A	L. H. - rustless steel - 38-19/64" long	(a) 1	73B	56
BY 7320956-B	Rustless steel - 37-3/4" long	(a) 2	73A	56
BY 7620956-A	R. H. - rustless steel - 44-19/64" long	(a) 1	60B, 76B	56/57
BY 7620957-A	L. H. - rustless steel - 44-19/64" long	(a) 1	60B, 76B	56/57
BAJ 5820956-B	R. H. - rustless steel - 38-13/64" long	(a) 1	57B, 58B	57
BAJ 5820957-B	L. H. - rustless steel - 38-13/64" long	(a) 1	57B, 58B	57
PB9L 5420956-A	R. H. - rustless steel - 37-1/8" long - Ⓢ1011958	1	54, 75	59
PB9L 5420957-A	L. H. - rustless steel - 37-1/8" long - Ⓢ1011959	1	54, 75	59
PB9L 6520956-A	R. H. - rustless steel - 45-3/8" long - Ⓢ1012032	1	65, 68	59
PB9L 6520957-A	L. H. - rustless steel - 45-3/8" long - Ⓢ1012033	1	65, 68	59
355003-S13	Screw-cr. rec. oval-hd. -No. 8-15 x 13/16"	4	a	
<b>20973 SPACER (FRONT DOOR VENT WINDOW MOTOR MOUNTING BRACKET)</b>				
BAK 5720973-A	(1) end 5/16" long - 12-24 thread - other end 7/16" diameter internally threaded 12-24	AR	All	58/59
<b>20976-7 ORNAMENT (FRONT DOOR OUTSIDE) LOWER</b>				
BY 7320976-A	R. H. - chrome finish - 41-21/32" long	1	73	56
BY 7320977-A	L. H. - chrome finish - 41-21/32" long	1	73	56
BY 7620976-A	R. H. - chrome finish - 47-61/64" long	1	60, 76	56
BY 7620977-A	L. H. - chrome finish - 47-61/64" long	1	60, 76	56
HGK 350002-A	Kit - moulding clips - exterior (5) For BY-7321096-A retainer (1) For BY-7321098-A retainer (5) For 34053-S8 nut hex. (5) For 34903-S washer (5) For 44713-S8 washer flat (1) 354336-S8 screw	1	All	56
<b>20980 ORNAMENT (FRONT DOOR OUTSIDE)</b>				
BAK 5720980-A	LINCOLN STAR - chrome finish - zinc die cast	(a) 2	53B, 57B, 63B	58
BAK 6820980-A	CONTINENTAL STAR - gold finish - aluminum - used for roof side ornament	2	54, 65, 75	58/59
353577-S2	Nut-sleeve type-1/8"	8	a	
<b>21000 MOULDING (FRONT DOOR TRIM PANEL) UPPER</b>				
PB9L 5321000-A	Ⓢ1017368	2	53A, 57A	59
PB9L 6321000-A	Ⓢ1017363	2	63A	59
<b>21044 RETAINER (TOP MOULDING) END &amp; REAR DOOR</b>				
BY 7321044-A		4	73	56
<b>21060 RETAINER (FRONT DOOR BELT MOULDING) REAR DOOR &amp; QUARTER PANEL</b>				
BY 7321060-B	NS-Also serviced in HHK-350000-A kit	AR	All	56/57
<b>21066 RETAINER (FRONT DOOR OUTSIDE LOWER MOULDING)</b>				
B8E 5721066-D	Used on front fender - ⓈBAM-5721066-F	8	All	59
	Used on hood front lower moulding	5	All	59
<b>21080-1 EXTENSION (FRONT DOOR WINDOW GARNISH MOULDING)</b>				
BY 7321080-AP	R. H.	(a) 1	All	56/57
BY 7321081-AP	L. H.	(a) 1	All	56/57
34052-S8	Nut-hex. -No. 8-32	6	a	
34938-S8	Washer-ext. tooth-No. 8	6	a	
<b>21094 RETAINER (FRONT DOOR LOWER MOULDING)</b>				
BAJ 5821094-A	Also serviced in HHK-350003-A kit (10) req'd. - for rear door - models 57 and 58 (8) req'd. - for quarter panel (8) req'd. - for front fenders	AR	All	57

GROUP AND PART NUMBER	DESCRIPTION, SIZE, ETC.	NO REQ'D	MODEL OR ENGINE CUBIC INCH DISPLACEMENT	YEAR 19__
21096 RETAINER (FRONT DOOR LOWER ORNAMENT)				
B7A 7321096-AUP		AR	All	56
21098 RETAINER (FRONT DOOR OUTSIDE ORNAMENT)				
BY 7321098-C		2	73	56
BY 7621098-A	Also used on rear door	2	60, 76	56
21108-9 STRIP (FRONT DOOR BELT INNER PANEL) FINISH				
BY 7321108-A	R. H. - rustless steel - 1-63/64" long	(a) 1	73	56
BY 7321109-A	L. H. - rustless steel - 1-63/64" long	(a) 1	73	56
BAJ 5721108-A	R. H. - chrome finish	(b) 1	57	57
BAJ 5721109-A	L. H. - chrome finish	(b) 1	57	57
BAJ 5821108-B	R. H. - chrome finish	(b) 1	58	57
BAJ 5821109-B	L. H. - chrome finish	(b) 1	58	57
	52713-S8 Screw-pan hd. - cr. rec. -No. 6-18 x 1/4"	4	b	
	52775-S8 Screw-pan-hd. - cr. rec. -No. 8-15 x 1/4"	2	a	
21116-7 MOULDING (FRONT DOOR OUTSIDE BELT)				
COLB 5721116-A	R. H. - rustless steel - 26-15/32" long	1	53, 54, 57, 75	58/59
COLB 5721117-A	L. H. - rustless steel - 26-15/32" long	1	53, 54, 57, 75	58/59
COLB 6321116-A	R. H. - rustless steel - 32-3/64" long	1	63, 65, 68	58/59
COLB 6321117-A	L. H. - rustless steel - 32-3/64" long	1	63, 65, 68	58/59
LED-BAK 6329128-A	Retainer - used with 21116-7 - mouldings	8-10	All	58
59LK 350008-A	Consists of the following - (5) BAK-6329128-A retainer (1) 353577-S8 retainer	AR	All	58/59
21122-3 PLATE (FRONT DOOR INSIDE PANEL COVER)				
BAK 5721122-A	R. H. - steel	(a) 1	All	58/59
BAK 5721123-A	L. H. - steel	(a) 1	All	58/59
	41281-S8 Screw-pan hd. - No. 8-32 x 1/4"	20	a	
	52721-S8 Screw-pan hd. cr. rec. tap. -No. 10-12x3/8"	8	a	
21128 SPACER (DOOR TRIM LOWER MOULDING)				
PB9L 5421128-A	For lower moulding - front door - #1012508	4	54, 65, 68, 75	59
	For lower moulding - rear door	4	53, 54, 57, 75	59
21132 ORNAMENT (FRONT DOOR TRIM)				
BAJ 5821132-B		2	All	57
PB9L 5321132-A	#1011644	2	53B, 57B, 63B	59
21146 PLATE (FRONT DOOR CHECK ARM ACCESS)				
BAJ 5821146-C	R. H. - manual - add slots when replacing the electric plate	1	All	57
21158-9 FILLER (FRONT DOOR WINDOW GARNISH MOULDING JOINT) TRIM				
BY 7321158-A	R. H. - rubber - rear joint	1	73	56
	Used for rear door	2	73	56
BY 7321159-A	L. H. - rubber - rear joint	1	73	56
	Used for rear door	2	73	56
BAJ 5821158-A	R. H. - rubber - rear joint	1	58	57
BAJ 5821159-A	L. H. - rubber - rear joint	1	58	57
21162-3 FILLER (FRONT DOOR WINDOW GARNISH MOULDING JOINT) TRIM				
BY 7321162-A	R. H. - rubber - front joint	1	All	56/57
BY 7321163-A	L. H. - rubber - front joint	1	All	56/57
21216 ORNAMENT (FRONT DOOR TRIM) UPPER				
B9LB 5721216-A	2-3/8" long	2	53A, 57A, 63A	59

GROUP AND PART NUMBER	DESCRIPTION, SIZE, ETC.	NO. REQ'D	MODEL OR ENGINE CUBIC INCH DISPLACEMENT	YEAR 19__
<b>21376 WEATHERSTRIP (DOOR GLASS AT BELT OUTSIDE)</b>				
	See basic part number 21452-3			
<b>21410 GLASS (FRONT DOOR WINDOW)</b>				
BY 7321410-B	Tinted - green	2	73	56
BY 7621410-A	Clear	2	60, 76	56/57
BY 7621410-B	Tinted - green	2	60, 76	56/57
PB7L 5821410-A	Clear	2	57, 58	57
PB7L 5821410-B	Tinted - green	2	57, 58	57
BAK 5721410-A	Clear	2	53, 54, 57, 75	58
		2	53, 57	59
BAK 5721410-B	Tinted - green	2	53, 54, 57, 75	58/59
BAK 6321410-A	Clear	2	63, 65, 68	58
		2	63	59
BAK 6321410-B	Tinted - green	2	63, 65, 68	58/59
<b>21412 GLASS (FRONT DOOR VENTILATOR WINDOW)</b>				
BY 7321412-A	Clear	2	73	56
BY 7321412-B	Tinted	2	73	56
BY 7621412-A	Clear	2	All	56/57
BY 7621412-B	Tinted	2	All	56/57
BAJ 5721412-A	Clear	2	57	57
BAJ 5721412-B	Tinted	2	57	57
BAJ 5821412-A	Clear	2	58	57
BAJ 5821412-B	Tinted	2	58	57
BAK 5721412-A	Clear	2	All	58
		2	53, 57, 63	59
BAK 5721412-B	Tinted - green	2	All	58/59
<b>21414-5 WINDOW (FRONT DOOR VENTILATOR-LESS GLASS)</b>				
PB7L 6021414-A	R. H. - includes division bar rainshield (a, b, c) and spotlight cut-out - manual	1	60	56/57
PB7L 6021415-A	L. H. - includes division bar rainshield (a, b, c) and spotlight cut-out - manual	1	60	56/57
PB7L 6021414-B	R. H. - includes division bar rainshield and spotlight cut-out - electric	1	60	56/57
PB7L 6021415-B	L. H. - includes division bar rainshield and spotlight cut-out - electric	1	60	56/57
BAJ 5721414-A	R. H. - includes division bar less rainshield (a, b)	1	57	57
BAJ 5721415-A	L. H. - includes division bar less rainshield (a, b)	1	57	57
BAJ 5721414-B	R. H. - includes division bar less rainshield electric	1	57	57
BAJ 5721415-B	L. H. - includes division bar less rainshield electric	1	57	57
BAJ 6021414-C	R. H. - includes division bar and spotlight cut-out - less rainshield manual	1	60	57
BAJ 6021415-C	L. H. - includes division bar and spotlight cut-out - less rainshield manual	1	60	57
BAJ 6021414-D	R. H. - includes division bar and spotlight cut-out - less rainshield - electric	1	60	57
BAJ 6021415-D	L. H. - includes division bar and spotlight cut-out - less rainshield - electric	1	60	57
BAJ 7621414-C	R. H. - includes division bar and spotlight cut-out - less rainshield - manual	1	76	57
BAJ 7621415-C	L. H. - includes division bar and spotlight cut-out - less rainshield - manual	1	76	57
BAJ 7621414-D	R. H. - includes division bar and spotlight cut-out - less rainshield - electric	1	76	57
BAJ 7621415-D	L. H. - includes division bar and spotlight cut-out - less rainshield - electric	1	76	57
CONTINUED ON NEXT PAGE				

GROUP AND PART NUMBER	DESCRIPTION, SIZE, ETC.	NO REQD	MODEL OR ENGINE CUBIC INCH DISPLACEMENT	YEAR 19
21414-5 WINDOW (FRONT DOOR VENTILATOR-LESS GLASS) CONTINUED				
33925-S8	Nut-hex. - 3/8"-24	2	a	
34807-S8	Lockwasher-spring - 3/8"	2	a	
352158-S2	Screw-hex. washer hd. -5/16"-24 x 11/16"	2	a	
354468-S7	Screw & washer-pan hd. - 1/4"-20 x 3/4"	2	b	
354666-S2	Screw-hex. hd. -No. 12-24 x 3/8"	2	b	
355772-S8	Screw-set-3/8"-24	2	c	
355819-S8	Screw & washer-hex. hd. -No. 12-24 x 7/16"	4	c	
21446-7 WEATHERSTRIP (FRONT DOOR GLASS AT BELT INSIDE LESS CLIPS)				
BY 7321446-A		2	73	56
BAJ 5821446-B	22-45/64" long	1	58	57
BAJ 5821447-B	22-45/64" long	1	58	57
21448-9 WEATHERSTRIP (FRONT DOOR VENTILATOR WINDOW)				
BY 7321448-A	R. H. - rubber	1	73	56
BY 7321449-A	L. H. - rubber	1	73	56
BAJ 7621448-A	R. H. - rubber	(a) 1	60, 76	56/57
BAJ 7621449-A	L. H. - rubber	(a) 1	60, 76	56/57
BAJ 5721448-A	R. H. - rubber	1	57	57
BAJ 5721449-A	L. H. - rubber	1	57	57
BAJ 5821448-A	R. H. - rubber	1	58A	57
BAJ 5821449-A	L. H. - rubber	1	58A	57
BAK 5721448-A	R. H.	1	All	58/59
BAK 5721449-A	L. H.	1	All	58/59
51563-S13	Screw-fill. hi. -No. 6-32 x 1/2"	6	a	
21450 WEATHERSTRIP (FRONT DOOR VENTILATOR WINDOW DIVISION BAR)				
BY 7321450-A	Rubber on steel	2	All except 57	56/57
BAJ 5721450-A	Rubber on steel	2	57	57
BAK 5721450-A	Rubber on steel	(a) 2	All	58/59
83285-S8		AR	a	
21452-3 WEATHERSTRIP (FRONT DOOR GLASS AT BELT) OUTER				
BY 7321452-A		2	73	56
BAJ 6021376-A	See Tech. letter L-293-A	2	All	56/57
BAJ 5721452-B	R. H. - with clips - 24-7/32" long	1	57	57
BAJ 5721453-B	L. H. - with clips - 24-7/32" long	1	57	57
BAJ 5821452-B	R. H. - with clips - 22-45/64" long	1	58	57
BAJ 5821453-B	L. H. - with clips - 22-45/64" long	1	58	57
BAK 5721452-B	R. H. - 21-5/16" long	(a) 1	53, 54, 57, 75	58/59
BAK 5721453-B	L. H. - 21-5/16" long	(a) 1	53, 54, 57, 75	58/59
BAK 6321452-B	R. H.	1	63, 65, 68	58/59
BAK 6321453-B	L. H.	1	63, 65, 68	58/59
52603-S8	Screw-flat hd. cr. rec. tap. -No. 4-24 x 3/8"	4	a	
21456-7 WEATHERSTRIP (FRONT DOOR GLASS AT BELT INSIDE)				
BY 7621456-A	R. H. - less clips	1	60, 76	56/57
BY 7621457-A	L. H. - less clips	1	60, 76	56/57
BAJ 5721456-A	23-45/54" long - less clips	2	57	57
21458-9 CHANNEL (FRONT DOOR WINDOW)				
BY 7321458-A	R. H.	(a) 1	73	56
BY 7321459-A	L. H.	(a) 1	73	56
BAJ 7621458-A	R. H.	(a) 1	60, 76	56/57
BAJ 7621459-A	L. H.	(a) 1	60, 76	56/57
BAJ 5721458-A	R. H.	(a) 1	57	57
BAJ 5721459-A	L. H.	(a) 1	57	57
BAJ 5821458-A	R. H.	1	58	57
BAJ 5821459-A	L. H.	1	58	57
CONTINUED ON NEXT PAGE				

GROUP AND PART NUMBER	DESCRIPTION, SIZE, ETC.	NO. REQ'D	MODEL OR ENGINE CUBIC INCH DISPLACEMENT	YEAR 19__
21458-9 CHANNEL (FRONT DOOR WINDOW) CONTINUED				
BAK 5721458-A	R. H.	(a)	1 53, 54, 57, 75	58/59
BAK 5721459-A	L. H.	(a)	1 53, 54, 57, 75	58/59
BAK 6321458-A	R. H.	(a)	1 63, 65, 68	58/59
BAK 6321459-A	L. H.	(a)	1 63, 65, 68	58/59
358634-S8	Screw-flat hd. -No. 10 -12 x 3/8"		4 a	
21464 BRACKET (FRONT DOOR VENTILATOR WINDOW UPPER PIVOT)				
BY 7621464-A			2 60, 76	56/57
BAJ 5721464-A			2 57	57
21478 STRIP (FRONT DOOR WINDOW GLASS RETAINING)				
BY 7621478-D	Rubber		2 60, 76	56/57
21508-9 RUN (FRONT DOOR GLASS) LOCKSIDE				
BY 7621508-A	R. H. - includes retainer	(a, c)	1 60, 76	56/57
BY 7621509-A	L. H. - includes retainer	(a, c)	1 60, 76	56/57
BAJ 5721508-D	R. H. - includes retainer	(a, b)	1 57	57
BAJ 5721509-D	L. H. - includes retainer	(a, b)	1 57	57
BAK 5721508-A	R. H. - includes retainer - use on models built prior to 12-16-57	(d)	1 53, 54, 57, 75	58
BAK 5721509-A	L. H. - includes retainer - use on models built prior to 12-16-57	(d)	1 53, 54, 57, 75	58
BAK 6321508-A	R. H. - includes retainer - use on models built prior to 12-16-57	(d)	1 63, 65, 68	58
BAK 6321509-A	L. H. - includes retainer - use on models built prior to 12-16-57	(d)	1 63, 65, 68	58
BAK 5721508-B	R. H. - includes retainer - to be used with BAK-5720124-E door on models built after 12-16-57 - for 1958 only	(d)	1 53, 54, 57, 75	58/59
BAK 5721509-B	L. H. - includes retainer - to be used with BAK 5720124-E door on models built after 12-16-57 - for 1958 only	(d)	1 53, 54, 57, 75	58/59
BAK 6321508-B	R. H. - includes retainer - to be used with BAK-6320124-E door when used on models built after 12-16-57 - for 1958 only	(d)	1 63, 65, 68	58/59
BAK 6321509-B	L. H. - includes retainer - to be used with BAK-6320125-E door when used on models built after 12-16-57 - for 1958 only	(d)	1 63, 65, 68	58/59
33923-S8	Nut-5/16" x 24 hex. jam		2 d	
34390-S8	Nut-lock-1/4"-20		4 a	
34941-S8	Washer-5/16" external tooth lock		2 d	
43260-S8	Screw & washer-1/4"-20 x 1/2"		2 c	
44719-S8	Washer-flat-1/4"		4 a	
355794-S	Bolt-spec. -1/4"-20 x 9/16"		4 a	
358738-S7	Screw & washer-hex. -1/4"-28 x 5/8"		2 b	
358869-S8	Stud-5/16"-24 shoulder		2 d	
21514 SUPPORT (FRONT DOOR GLASS RUN) LOWER LOCK SIDE				
BY 7621514-A		(a, b)	2 60, 76	56
		(a, b)	2 57, 60, 76	57
43260-S8	Screw & washer-hex. hd. -1/4"-20 x 1/2"		2 b	
52720-S8	Screw-pan hd. cr. rec. -No. 8-15 x 3/8"		2 a	
21524 RIVET (FRONT DOOR DIVISION BAR WEATHERSTRIP)				
OA 7021524	Front door - to attach weatherstrip to vent window frame - also used on rear door	AR	All	56/57
	Also used to attach weatherstrip to front of quarter window	AR	60, 76	56/57
		8	All	58/59

GROUP AND PART NUMBER	DESCRIPTION, SIZE, ETC.	NO. REQ'D	MODEL OR ENGINE CUBIC INCH DISPLACEMENT	YEAR 19__
21546 RUN (FRONT DOOR VENTILATOR WINDOW) DIVISION BAR				
BY 7321546-A		2	58, 73	56/57
BAJ 7621546-A		2	60, 76	56/57
BAJ 5721546-A		2	57	57
BAK 5721546-A		2	All	58/59
21550 RUN (FRONT DOOR GLASS) LOCK SIDE				
BAJ 5821550-A		2	58	57
21566-7 TROUGH (FRONT DOOR GLASS CHANNEL DRAIN)				
BAJ 5821566-A	R. H. - rubber	1	57, 58	57
BAJ 5821567-A	L. H. - rubber	1	57, 58	57
BAJ 7621566-A	R. H. - rubber	1	60, 76	57
BAJ 7621567-A	L. H. - rubber	1	60, 76	57
BAK 5721566-A	R. H. - rubber	1	53, 54, 57, 75	58/59
BAK 5721567-A	L. H. - rubber	1	53, 54, 57, 75	58/59
BAK 6321566-A	R. H. - rubber	1	63, 65, 68	58/59
BAK 6321567-A	L. H. - rubber	1	63, 65, 68	58/59
21596 RUN (FRONT DOOR GLASS) TOP				
BY 7321596-A		2	73	56
BAJ 5821596-A	Includes retainer	2	58	57
21616-7 FRAME & DIVISION BAR (FRONT DOOR VENTILATOR WINDOW)				
BAK 5721616-A	R. H. - use on cars built prior to 11-17-58 (a)	1	All	58/59
BAK 5721617-A	L. H. - use on cars built prior to 11-17-58 (a)	1	All	58/59
COLB 6321616-A	R. H. - use on cars built after 11-17-58	1	All	58/59
COLB 6321617-A	L. H. - use on cars built after 11-17-58	1	All	58/59
20387-S8	Bolt-hex. hd. -5/16"-24 x 1"	4	a	
20521-S8	Bolt-hex. hd. -5/16"-24 x 2"	2	a	
33923-S7	Nut-hex. -5/16"-24	2	a	
357261-S2	Nut-retainer-5/16"-24	4	a	
357789-S7	Washer-tooth lock-5/16" Attach frame & division bar to 20466-7 front door reinforcement	2	a	
357789-S7	Washer-tooth lock-5/16"	4	a	
359313-S7	Washer-tooth lock-5/16" Attach frame and division bar to 20124-5 door	2	a	
359888-S8	Screw-5/16"-24	2	a	
370239-S2	Nut-retainer-5/16"-24	2	a	
21622-3 SEAL ( FRONT DOOR OUTSIDE PANEL TO VENT WINDOW FRONT)				
BAK 5721622-A	R. H. - rubber - 2" x 33/64" - S shaped	1	All	58/59
BAK 5721623-A	L. H. - rubber - 2" x 33/64" - S shaped	1	All	58/59
21632-3 RUN (FRONT DOOR VENTILATOR WINDOW DIVISION BAR) LOWER				
BAJ 5821632-A	R. H.	1	73	56
	(a)	1	58	57
BAJ 5821633-A	L. H.	1	73	56
	(a)	1	58	57
354666-S2	Screw-hex washer hd. -No. 12-24 x 3/8"	6	a	
21742 BRACKET (REAR DOOR WINDOW STOP) UPPER FRONT				
BY 7621742-A	Front door	(a) 2	60, 76	56
		(a) 2	57, 60, 76	57
42735-S8	Screw & washer-No. 12-24 x 1/2"	AR	a	
21752 BRACKET (FRONT DOOR WINDOW STOP) LOWER				
BY 7321752-A	Support for lower bracket	(a, b) 2	All	56/57
34079-S7	Nut-hex. -No. 10-32	2	a	
34803-S8	Lockwasher-No. 10	2	a	
50508-S8	Screw-pan-hd. cr. rec. -No. 10-32 x 3/8"	2	a	
354666-S2	Screw-hex. -washer hd. -No. 12-24 x 3/8"	4	b	

GROUP AND PART NUMBER	DESCRIPTION, SIZE, ETC.	NO. REQ'D	MODEL OR ENGINE CUBIC INCH DISPLACEMENT	YEAR 19__
21756 STOP (FRONT DOOR WINDOW UPPER)				
B9LB 5721756-A		4	All	59
21758 STOP (FRONT DOOR WINDOW) LOWER				
BAJ 5821758-A	Stop - also used on rear doors	(a) 2	All	56/57
BAK 6321758-A		(a) 2	All	58/59
354666-S2	Screw-hex. -washer hd. -No. 12-24 x 3/8"	4	a	
21760 BRACKET (FRONT DOOR WINDOW STOP UPPER FRONT)				
BH 7621760-A	Upper	(a) 2	60, 76	56/57
34079-S7	Nut-hex. -No. 10-32	2	a	
34803-S8	Lockwasher-No. 10	2	a	
42735-S8	Screw & washer-No. 12-24 x 1/2"	AR	a	
50508-S8	Screw-pan-hd. cr. rec. -No. 10-32 x 3/8"	2	a	
354666-S2	Screw-hex. -washer hd. -No. 12-24 x 3/8"	4	a	
21760 BRACKET (REAR DOOR WINDOW STOP) LOWER				
B5A 7021760-A	⊕BN-7021760-A	2	73	56
21762 BUMPER (FRONT DOOR WINDOW STOP)				
B5A 7021762-A	Rubber - also used on rear door window stop - ⊕BN-7021762-A	AR	73	56
21768 STOP (DOOR WINDOW) UPPER				
BAJ 5721768-A	Steel capped with rubber - 1-3/4" long with (2) 12-24 tap. holes	(b) 2 (b) 2	60, 76 57	56/57 57
B9A 5721768-A	Steel capped with rubber - ⊕BAK-5721756-A	(a) 4	All	58
34079-S8	Nut-No. 10-32 cold punched hex. hd.	4	a	
34823-S7	Washer-No. 10-spring lock	4	a	
354666-S2	Screw-hex. washer hd. -No. 12-24 x 3/8"	4	b	
355819-S8	Screw & washer-hex. hd. -No. 12-24 x 7/16"	4	b	
21774-5 BUMPER (FRONT DOOR GLASS RUN) HINGE SIDE UPPER				
BAJ 6021774-B	Steel and rubber on vent window frame	2	60	56/57
BAJ 7621774-A	Steel and rubber on vent window frame	2	76	56/57
BAJ 5721774-A	R. H. - steel and rubber on vent window frame	1	57	57
BAJ 5721775-A	L. H. - steel and rubber on vent window frame	1	57	57
BAJ 6021774-A	Steel and rubber on vent window frame	2	60	57
BAK 5721774-A	R. H. - steel and rubber on vent window frame	1	All	58/59
BAK 5721775-A	L. H. - steel and rubber on vent window frame	1	All	58/59
21782 PLATE (FRONT DOOR WINDOW UPPER STOP ANCHOR)				
B9A 5721782-A	Steel - ⊕BAK-5721782-A	(a) 2	All	58/59
	Rear door	4	53, 54, 57, 75	59
52727-S8	Screw-No. 10-12 x 1/2" pan-hd. cr. rec. tap.	8	a	
21806-7 BELLCRANK (FRONT DOOR LOCK CONTROL KNOB)				
BAJ 7621806-C	R. H.	(a) 1	60, 76	57
BAJ 7621807-C	L. H.	(a) 1	60, 76	57
50811-S8	Screw & washer-No. 12-24 x 1/2"	4	a	
89565-S8	Screw-set-No. 8-32 x 1/4"	2	a	

GROUP AND PART NUMBER	DESCRIPTION, SIZE, ETC.	NO. REQ'D	MODEL OR ENGINE CUBIC INCH DISPLACEMENT	YEAR 19__
21812-3 LOCK (FRONT DOOR)				
B6A 7021812-B	R. H.	(a, b) 1	All	56
		(a, b) 1	60, 76	57
B6A 7021813-B	L. H.	(a, b) 1	All	56
		(a, b) 1	60, 76	57
BAJ 5821812-A	R. H.	(a, b) 1	57, 58	57
BAJ 5821813-A	L. H.	(a, b) 1	57, 58	57
B9LB 5721812-A	R. H.	1	All	58/59
B9LB 5721813-A	L. H.	1	All	53/59
	353908-S7	Screw & washer-flat hd. -No. 12-24 x 7/16"	6 a	
	354666-S2	Screw & washer-hex. -hd. -No. 12-24 x 3/8"	2 b	
21818-9 REMOTE CONTROL (FRONT DOOR LOCK)				
BY 7321818-B	R. H.	1	73	56
BY 7321819-B	L. H.	1	73	56
BY 7621818-B	R. H.	(b) 1	60, 76	56/57
BY 7621819-B	L. H.	(b) 1	60, 76	55/57
BAJ 5821818-A	R. H.	(a) 1	57, 58	57
BAJ 5821819-A	L. H.	(a) 1	57, 58	57
B9LB 5721818-A	R. H.	1	All	58/59
B9LB 5721819-A	L. H.	1	All	58/59
	354666-S2	Screw-hex. -hd. -No. 12-24 x 3/8"	6 b	
	355819-S8	Screw & washer-hex. -hd. -No. 12-24 x 7/16"	6 a	
21844 SPACER (FRONT DOOR REMOTE CONTROL) ESCUTCHEON				
BY 7321844-A		2	All	56/57
21848-9 LINK & BELLCRANK (FRONT DOOR LOCK CONTROL)				
BAJ 5821848-C	R. H.	(a) 1	57, 58	57
BAJ 5821849-C	L. H.	(a) 1	57, 58	57
BAJ 7621848-A	R. H.	(a) 1	60, 76	57
BAJ 7621849-A	L. H.	(a) 1	60, 76	57
	50811-S8	Screw & washer-No. 12-24 x 1/2"	4 a	
21850 KNOB (DOOR LOCKING CONTROL ROD)				
BY 7321850-AP	In prime - front and rear doors	2	All	56
HHK 5321850-A	Kit - front and rear doors Consists of the following - (1) BAJ-5821850-C knob (1) 370726-S8 stud	1	All	57
OH 7321850-Z6	Chrome finish - front door	2	All	58/59
	Rear door	2	53, 54, 57, 75	58/59
21852-3 ROD (FRONT DOOR LOCK PUSH BUTTON)				
BY 7321852-A	R. H. - 60 degree bend in rod	1	73	56
BY 7321853-A	L. H. - 60 degree bend in rod	1	73	56
BY 7621852-A	R. H. - 90 degree bend in rod	1	60, 76	56
BY 7621853-A	L. H. - 90 degree bend in rod	1	60, 76	59
BAJ 7621853-B	L. H.	1	60, 76	57
BAK 5721852-B	R. H. - 5-3/4" long across ends	1	All	58/59
BAK 5721853-B	L. H. - 5-3/4" long across ends	1	All	58/59
21858 SPRING (FRONT DOOR LOCK MAIN)				
BA 7021858-A		2	All	56
		2	60, 76	57
21858 SPRING (REAR DOOR LOCK OUTSIDE HANDLE ARM RELEASE)				
BA 7021858-A		2	73	56
21868 NUT(FRONT DOOR LOCK CONTROL) KNOB GUIDE				
BAJ 5821868-A	Front door - No. 8-32 x 7/8" - also used on rear door	2	All	57



GROUP AND PART NUMBER	DESCRIPTION, SIZE, ETC.	NO. REQ'D	MODEL OR ENGINE CUBIC INCH DISPLACEMENT	YEAR 19__
21872-3 SPRING (FRONT DOOR LOCK TOGGLE)				
B6A 7021872-A	R. H. - also used on rear door - ⊕BJ-7021872-A	1	All	56
		1	60, 76	57
B6A 7021873-A	L. H. - also used on rear door - ⊕BJ-7021873-A	1	All	56
		1	60, 76	57
21878-9 PLATE (FRONT DOOR LOCK MOUNTING)				
BY 7321878-A	R. H. - also used on rear door	(a) 1	73	56
BY 7321879-A	L. H. - also used on rear door	(a) 1	73	56
353908-S7	Screw & washer-flat hd. No. 12-24 x 7/16"	8	a	
21884-5 BRACKET (FRONT DOOR LOCK REMOTE CONTROL BELLCRANK)				
BAJ 5821884-B	R. H.	(a) 1	57, 58	57
BAJ 5821885-B	L. H.	(a) 1	57, 58	57
354666-S2	Screw-hex. -hd. -No. 12-24 x 3/8"	4	a	
21909 SLEEVE (DOOR LOCK PAWL STOP)				
OA 7021909	Used with hood lock	1	All	57
	Front door	2	All	56
	Rear door	2	73	56
	Front door	2	60, 76	57
21910 SPRING (FRONT DOOR LOCK REMOTE CONTROL)				
8A 7021910-C	Steel - front door	2	All	56/59
	Rear door	2	73	56
	Rear door	2	57, 58	57
	Rear door	2	53, 54, 57, 75	59
21928 LINK (FRONT DOOR LOCK CONTROL)				
BAK 5721928-B	Steel - 20-9/16" long	4	53, 54, 57, 75	58/59
BAK 6321928-B	Steel - 26-7/16" long	4	63, 65, 68	58/59
21942 COVER (FRONT DOOR LOCK CYLINDER KEY HOLE)				
B9A 6421942-A	(1) R. H. - (1) L. H. - ⊕BAK-5721996-A	2	All	58/59
21952 CLIP (FRONT DOOR LOCK ROD)				
B9AB 6421952-A	Also used with electric door locks and front and rear door	AR	All	56
	Front door - used with electric door lock	AR	60, 76	57
	Rear door - used with electric door lock	AR	All	58/59
		AR	53, 54, 57, 75	58/59
B9A 6421952-A	R. H. - steel - used on rear doors only	1	All	58
	R. H. - rear door - electric control - ⊕BAE-6421938-A	1	All except 63, 65, 68	59
B9A 6421952-B	L. H. - steel - used on rear doors only	1	All	58
	L. H. - rear door - electric control - ⊕BAE-6421939-A	1	All except 63, 65, 68	59
21954-5 CLIP (DOOR LOCK CONTROL LINK RETAINING)				
BAD 7021954-A	R. H.	4	All	58
		3	All	59
BAD 7021955-A	L. H.	4	All	58
		3	All	59
21960 ESCUTCHEON (FRONT DOOR LOCK CONTROL KNOB)				
BAJ 5821960-B	Front door	2	All	57
	Rear door	2	57, 58	57
21970-1 LEVER (FRONT DOOR LOCK OPERATING)				
BY 7321971-A		2	73	56
BY 7621971-A		2	60, 76	56/57
B7A 6421970-A	R. H. - ⊕BAC-6421970-A	1	57, 58	57
B7A 6421971-A	L. H. - ⊕BAC-6421971-A	1	57, 58	57

GROUP AND PART NUMBER	DESCRIPTION, SIZE, ETC.	NO. REQ'D	MODEL OR ENGINE CUBIC INCH DISPLACEMENT	YEAR 19__
<b>21984-5 CYLINDER (FRONT DOOR LOCK) WITH KEYS</b>				
BAJ 7621984-A	R. H.	1	All	56
		1	60, 76	57
BAJ 7621985-A	L. H.	1	All	56
		1	57, 58, 60, 76	57
BAJ 5821984-A	R. H.	1	57, 58	57
BAK 5721984-C		(a) 2	53, 54, 57, 75	58
B9LB 5721984-A		2	53, 54, 57, 75	58/59
BAK 6321984-B	Use on cars built prior to 2-10-59	(a) 2	63, 65, 68	58/59
B9LB 6321984-A	Used on cars built after 2-10-59	2	63, 65, 68	59
34937-S7	Washer-lock-internal tooth No. 6	AR	a	
50802-S8	Screw & washer pan-hd. cr. rec. -No. 6-32 x 3/8"	2	a	
51854-S8	Screw-pan hd. cr. rec. tap. -No. 6-32 x 3/8"	AR	a	
<b>21992 PLATE (FRONT DOOR LOCK CONTROL KNOB ESCUTCHEON RETAINING)</b>				
BAJ 5821992-A	Nylon - 1" x 1-3/16"	2	All	57
	Rear door	2	57, 58	57
<b>21994 PLATE (FRONT DOOR LOCK CONTROL KNOB COVER)</b>				
BAJ 5821994-B	Front door - with letters - lock - both sides	2	All	57
	Rear door	2	57, 58	57
<b>21999 GROMMET (DOOR LOCK KNOB)</b>				
8M 7221999	Rubber - front door	AR	All	56/59
	Rear door	2	54, 65, 68, 73, 75	56/59
<b>22006-7 SPRING (FRONT DOOR LOCK CYLINDER KEYHOLE COVER)</b>				
BA 7022007-A	R. H. - used also with luggage compartment lock cover	1	All	56/57
BA 7022006-A	L. H.	1	All	56/57
<b>22008-9 PLATE (DOOR LOCK STRIKER)</b>				
B7S 4022008-A	R. H. - front door - @BU-7022008-A	(c) 1	All	56
	Rear door	1	All	56
	Front door	(c) 1	60, 76	57
B7S 4022009-A	L. H. - front door - @BU-7022009-A	(b) 1	All	56
	Rear door	1	All	56
	Front door	(c) 1	60, 76	57
B7A 7022008-A	R. H. - front door - @BAC-7022008-A	2	All except 60, 76	57
	Rear door	2	57, 58	57
B7A 7022009-A	L. H. - front door - @BAC-7022009-A	2	All except 60, 76	57
	Rear door	2	57, 58	57
BAK 5722008-A	R. H. - front door	(a) 1	All	58/59
	Rear door	1	53, 54, 57, 75	58/59
BAK 5722009-A	L. H. - front door	(a) 1	All	58/59
	Rear door	1	53, 54, 57, 75	58/59
353382-S8	Screw & washer-5/16"-24	6	b	
354962-S8	Screw-flat hd. lock-5/16"-24	6	c	
358754-S8	Screw-flat hd. -locking-5/16"-24	6	a	
<b>22014-5 PLATE (DOOR LOCK STRIKER) AUXILIARY</b>				
BU 7022014-B	R. H. - also used on rear door	(b) 2	All	56
	Front door	(c) 1	60, 76	57
BU 7022015-B	L. H. - also used on rear door	(b) 2	All	56
	Front door	(c) 1	60, 76	57
CONTINUED ON NEXT PAGE				

GROUP AND PART NUMBER	DESCRIPTION, SIZE, ETC.	NO. REQ'D	MODEL OR ENGINE CUBIC INCH DISPLACEMENT	YEAR 19__
22014-5 PLATE (DOOR LOCK STRIKER) AUXILIARY (CONTINUED)				
B7A 7022014-A	R. H. - ⊕BAC-7022014-A	(c) 1	All except 60, 76	57
	Rear door	(c) 1	57, 58	57
	Front door	(a) 1	All	58
	Rear door	(a) 1	53, 54, 57, 75	58
	Front door	1	All	59
	Rear door	1	53, 54, 57, 75	59
B7A 7022015-A	L. H. - ⊕BAC-7022015-A	(c) 1	All except 60, 76	57
	Rear door	(c) 1	57, 58	57
	Front door	(a) 1	All	58
	Rear door	(a) 1	53, 54, 57, 75	58
	Front door	1	All	59
	Rear door	1	53, 54, 57, 75	59
353382-S8	Screw & washer-5/16"-24	6	b	
354962-S8	Screw-flat hd. lock-5/16"-24	6	c	
358754-S8	Screw-flat hd. -locking-5/16"-24	6	a	
22023 RETAINER (DOOR LOCK CYLINDER)				
BAAA 8122023-A	1-15/16" long with 17/32" slot	2	73	56
B5A 7022023-A	2-3/16" long with 17/32" slot - ⊕BN-7022023-A	2	60, 76	56/57
BAJ 5822023-A	3-1/4" long with 1-39/64" slot	2	57, 58	57
22024 PLATE (FRONT DOOR LOCK STRIKER ANCHOR)				
B6A 7022024-A	Triangular shape - also used on rear door - ⊕BJ-7022024-A	2	73	56
B6A 7622024-A	"L" shape - ⊕BJ-7622024-A	2	60, 76	56
BAJ 5822024-A		2	57, 58	57
22040 INSERT (FRONT DOOR LOCK STRIKER PLATE)				
B7S 4022040-A	Also used on rear doors - used with BU-7022008-9-A - ⊕BAC-4022040-A	2	All	56
		2	60, 76	57
B7A 7022040-A	Front door - ⊕BAC-7022040-A	2	All	57/59
	Rear door	2	57, 58	57
	Rear door	2	53, 54, 57, 75	58/59
22058 SHIM (DOOR LOCK STRIKER PLATE)				
B5A 7022058-A	Steel or asbestos - ⊕BN-7022058-A - also used on rear doors	AR	All	56
	Front door	AR	60, 76	57
B7A 7022058-A	Front door - steel or asbestos - ⊕BAC-7022058-A	2	All except 60, 76	57
	Rear door	2	57, 58	57
	Front door	2	All	58/59
	Rear door	2	53, 54, 57, 75	58/59
22075 SPRING (FRONT DOOR LOCK OPERATING LEVER RETAINING)				
B7A 7022075-A	⊕BAAA-8122075-A	2	All	56/57
22082-3 LINK (FRONT DOOR CONTROL AUXILIARY BELLCRANK)				
BAJ 5822083-C	L. H. - used with electric door lock	1	All	57
BAK 5722082-A	R. H. - used with electric door lock	1	All	58
BAK 5722083-A	L. H. - used with electric door lock	1	All	58
22100-1 LINK (FRONT DOOR LOCK CONTROL AUXILIARY BELLCRANK TO SOLENOID)				
PB9L 5322100-A	R. H. - used with electric door locks - ⊕1014632	1	All	59
PB9L 5322101-A	L. H. - used with electric door locks - ⊕1014633	1	All	59

GROUP AND PART NUMBER	DESCRIPTION, SIZE, ETC.	NO. REQD	MODEL OR ENGINE CUBIC INCH DISPLACEMENT	YEAR 19____
<b>22206-7 FRAME (FRONT DOOR VENTILATOR WINDOW) LESS GLASS</b>				
BY 7322206-A	R. H.	(b) 1	73	56
BY 7322207-A	L. H.	(b) 1	73	56
BY 7622206-A	R. H.	(a) 1	60, 76	56/57
BY 7622207-A	L. H.	(a) 1	60, 76	56/57
BAJ 5722206-A	R. H.	(c) 1	57	57
BAJ 5722207-A	L. H.	(c) 1	57	57
BAJ 5722206-B	R. H. - electric ventilator window	(c) 1	57	57
BAJ 5722207-B	L. H. - electric ventilator window	(c) 1	57	57
BAJ 5822206-A	R. H.	1	58	57
BAJ 5822207-A	L. H.	1	58	57
BAJ 5822206-B	R. H. - electric ventilator window	1	58	57
BAJ 5822207-B	L. H. - electric ventilator window	1	58	57
BAJ 7622206-A	R. H. - electric ventilator window	(a) 1	60, 76	57
BAJ 7622207-A	L. H. - electric ventilator window	(a) 1	60, 76	57
BAK 5722206-A	R. H. - manual	1	All	58
	R. H. - manual	1	53, 57, 63	59
BAK 5722207-A	L. H. - manual	1	All	58
	L. H. - manual	1	53, 57, 63	59
BAK 5722206-B	R. H. - electric	1	All	58/59
BAK 5722207-B	L. H. - electric	1	All	58/59
42906-S8	Screw & washer, hex. hd. -1/4"-20 x 3/4"	2	a	
352158-S2	Screw-hex. hd. -5/16"-24 x 11/16"	2	b	
354468-S7	Screw & washer-pan. hd. -1/4"-20 x 3/4"	4	c	
<b>22220-1 FRAME (FRONT DOOR GLASS)</b>				
BAJ 6022220-A	R. H. - chrome finish	1	60	56/57
BAJ 6022221-A	L. H. - chrome finish	1	60	56/57
BAJ 7622220-A	R. H. - chrome finish	1	76	56/57
BAJ 7622221-A	L. H. - chrome finish	1	76	56/57
BAJ 5722220-A	R. H. - chrome finish	1	57	57
BAJ 5722221-A	L. H. - chrome finish	1	57	57
BAK 5722220-A	R. H. - chrome finish	1	53, 54, 57, 75	58/59
BAK 5722221-A	L. H. - chrome finish	1	53, 54, 57, 75	58/59
BAK 6322220-A	R. H. - chrome finish	1	63, 65, 68	58/59
BAK 6322221-A	L. H. - chrome finish	1	63, 65, 68	58/59
<b>22248-9 FRAME &amp; VENT (LESS GLASS)</b>				
BY 7322248-A	R. H. - includes division bar rainshield door window frame and run	(b) 1	73	56
BY 7322249-A	L. H. - includes division bar rainshield door window frame and run	(b) 1	73	56
BAJ 5822248-C	R. H. - includes division bar rainshield door window frame and run - manual	(b) 1	58	57
BAJ 5822249-C	L. H. - includes division bar rainshield door window frame and run - manual	(b) 1	58	57
BAJ 5822248-D	R. H. - includes division bar rainshield door window frame and run - electric	(b) 1	58	57
BAJ 5822249-D	L. H. - includes division bar rainshield door window frame and run - electric	(b) 1	58	57
354468-S7	Screw & washer-pan hd. - 1/4"-20 x 3/4"	2	b	
354666-S2	Screw-hex-hd. -No. 12-24 x 3/8"	2	b	
<b>22256 SHIM (FRONT VENTILATOR WINDOW TO DOOR)</b>				
BY 6022256-A		AR	60, 76	56
		AR	All	57
<b>22285 BUTTON (DOOR WINDOW FRAME BOLT ACCESS LOWER PLUG)</b>				
B7A 6422285-A	Steel - 1-11/32" O. D. with 12 prongs on inside diameter - @BAC-6422285-A	2	All	58/59
<b>22286 PLUG BUTTON (FRONT DOOR WINDOW FRAME BOLT ACCESS HOLE)</b>				
BY 7322286-A		AR	All	56/57
	For rear door	AR	73	56

GROUP AND PART NUMBER	DESCRIPTION, SIZE, ETC.	NO. REQD	MODEL OR ENGINE CUBIC INCH DISPLACEMENT	YEAR 19__
<b>22364-5 SPACER (FRONT DOOR UPPER TRIM SUPPORT PANEL)</b>				
BAK 5722364-B	R. H. - steel and rubber - 26" long with (5) slot (a) holes 3/16" x 3/8" - includes weatherstrip	1	53, 54	58
BAK 5722365-B	L. H. - steel and rubber - 26" long with (5) slot (a) holes 3/16" x 3/8" - includes weatherstrip	1	53, 54	58
BAK 5722364-A	R. H. - steel and rubber - 26" long with (5) slot (a) holes 3/16" x 3/8" includes weatherstrip	1	57, 75	58
	R. H. - 14-5/8" long - cut from BAK-6322364-A	1	57, 75	59
BAK 5722365-A	L. H. - steel and rubber 26" long with (5) slot (a) holes 3/16" x 3/8" includes weatherstrip	1	57, 75	58
	L. H. - 14-5/8" long - cut from BAK-6322365-A	1	57, 75	59
BAK 6322364-A	R. H. - steel and rubber 26" long with (6) slot (a) holes 3/16" x 3/8" - includes weatherstrip	1	63, 65, 68	58
	R. H. - 20-5/16" long - includes weatherstrip	1	63, 65, 68	59
BAK 6322365-A	L. H. - steel and rubber 26" long with (6) slot (a) holes 3/16" x 3/8" includes weatherstrip	1	63, 65, 68	58
	L. H. - 20-5/16" long - includes weatherstrip	1	63, 65, 68	59
BAK 5722364-C	R. H. - 14-5/8" long - includes weatherstrip	1	53, 54	59
BAK 5722365-C	L. H. - 14-5/8" long - includes weatherstrip	1	53, 54	59
52720-S8	Screw-pan hd. cr. rec. tap - No. 8-15x 3/8"	AR	a	

<b>22370-1 MOULDING (FRONT DOOR TRIM BELT)</b>				
BAK 5722370-A	R. H. - rustless steel - 25-5/8" long (a)	1	57, 75	58/59
BAK 5722371-A	L. H. - rustless steel - 25-5/8" long (a)	1	57, 75	58/59
BAK 5722370-C	R. H. - rustless steel - 24-29/32" long (a)	1	53, 54	58/59
BAK 5722371-C	L. H. - rustless steel - 24-29/32" long (a)	1	53, 54	58/59
BAK 6322370-A	R. H. - rustless steel - 31-1/16" long (a)	1	63, 65, 68	58/59
BAK 6322371-A	L. H. - rustless steel - 31-1/16" long (a)	1	63, 65, 68	58/59
45112-S8	Nut-spring-J-type-No. 16-32	4	a	
359569-S13	Screw-oval-hd. -cr. rec. -No. 8-15 x 5/8"	4	a	
BAK 6331320-A	Retainer	4	a	
BAK 6331320-C	Retainer	AR	a	

<b>22400-7 HANDLE (FRONT DOOR OUTSIDE)</b>				
BY 7322406-B	R. H. - less pin (b)	1	All	56
	R. H. - rear door (a)	1	73	56
	Also used for right front door (a)	1	60, 76	57
BY 7322407-B	L. H. - less pin (b)	1	All	56
	L. H. - rear door (a)	1	73	56
	Also used for left front door (a, c)	1	60, 76	57
BAJ 5822400-C	R. H. (a, c)	1	57, 58	57
BAJ 5822401-C	L. H. (a, c)	1	57, 58	57
BAK 5722404-A	R. H. - front doors (c)	1	All	58
	Rear doors	1	53, 54, 57, 75	58
BAK 5722404-B	R. H. - front door	1	All	58/59
	R. H. - rear door	1	53, 54, 57, 75	58/59
BAK 5722405-B	L. H. - front door	1	All	58/59
	L. H. - rear door	1	53, 54, 57, 75	58/59
34079-S7	Nut-hex. No. 10-32	2	b	
34903-S8	Lockwasher-No. 10	4	a	
50856-S8	Screw and washer-pan hd. cr. rec. -No. 10-32 x 1-1/4"	2	c	
50930-S8	Screw-fill. hd. cr. rec. -No. 10-32 x 1/2"	2	c	

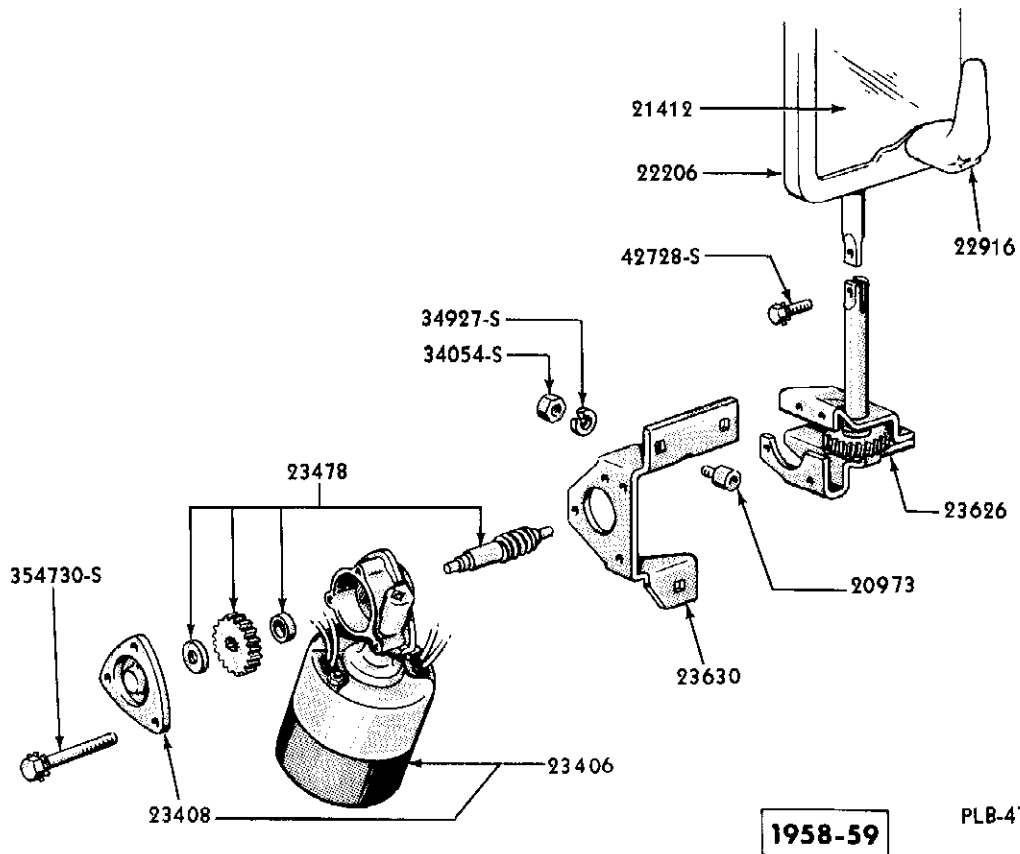
GROUP AND PART NUMBER	DESCRIPTION, SIZE, ETC.	NO. REQ'D	MODEL OR ENGINE CUBIC INCH DISPLACEMENT	YEAR 19__
<b>22428 PAD (DOOR OUTSIDE HANDLE) LARGE</b>				
BY 7322428-A	Rubber	2	All	56
		2	60, 76	57
BAJ 5822428-B	Rubber	2	57, 58	57
BAK 5722428-A	Front door - rubber or vinyl	2	All	58/59
	Rear door	2	53, 54, 57, 75	58/59
<b>22438 PIN (FRONT DOOR OUTSIDE HANDLE RELEASE)</b>				
BA 7322438-A		2	All	56
B5A 7622438-A	Rear door - @BN-7622438-A	2	73	56
BV 7022438-A	Rear door	2	57, 58	57
<b>22442-3 RETAINER (FRONT DOOR OUTSIDE HANDLE PUSH BUTTON)</b>				
BAJ 5822442-D	R. H.	1	57, 58	57
BAJ 5822443-D	L. H.	1	57, 58	57
BAK 5722442-B	R. H.	(a) 1	53, 54, 57, 75	58/59
BAK 5722443-B	L. H.	(a) 1	53, 54, 57, 75	58/59
BAK 6322442-B	R. H.	(a) 1	63, 65, 68	58/59
BAK 6322443-B	L. H.	(a) 1	63, 65, 68	58/59
50802-S8	Screw and washer-pan hd. cr. rec. -No. 6-32 x 3/8"	2	a	
<b>22448 PAD (DOOR OUTSIDE HANDLE) SMALL</b>				
BY 7322448-A	Front door rubber	2-4	All	56/57
	Rear door	2-4	73	56
	Rear door	2-4	All	57
BAK 5722448-A	Front door - rubber or vinyl	2	All	58/59
	Rear door	2	53, 54, 57, 75	58/59
<b>22454-5 BUTTON &amp; PIN (FRONT DOOR OUTSIDE HANDLE)</b>				
BY 7322454-A	R. H.	1	All	56
		1	60, 76	57
BY 7322455-A	L. H.	1	All	56
		1	60, 76	57
BAJ 5822454-B	R. H. - front door	1	57, 58	57
BAJ 5822455-B	L. H. - front door	1	57, 58	57
<b>22460-1 BUTTON (FRONT DOOR OUTSIDE HANDLE)</b>				
BAK 5722460-B	R. H.	1	All	58/59
BAK 5722461-B	L. H.	1	All	58/59
<b>22462 SPRING (DOOR OUTSIDE HANDLE PUSH BUTTON)</b>				
BY 7322462-A	Also used on rear door  rear door	2	All	56
		2	60, 76	57
		2	57, 58	57
BAK 5722462-A	Front door - 2-5/32" free length - 23/64" I. D. x 19/32" O. D. (9) coils	2	All	58/59
B7A 7022462-A	Rear door - 2-15/32" free length - 7/16" I. D. x 29/64" O. D. (13) coils - @BAC-7022462-A	2	53, 54, 57, 75	58/59
<b>22478-9 SEAL (DOOR OUTSIDE HANDLE PUSH BUTTON)</b>				
BY 7322478-B	R. H. - nylon - also used on rear door	1	All	56/57
BY 7322479-B	L. H. - nylon - also used on rear door	1	All	56/57
BAK 5722478-A	R. H. - front door - nylon or polyethylene	1	All	58/59
	Rear door	1	53, 54, 57, 75	58/59
BAK 5722479-A	L. H. - front door - nylon or polyethylene	1	All	58/59
	Rear door	1	53, 54, 57, 75	58/59
<b>22600 HANDLE (DOOR INSIDE)</b>				
BY 7322600-B	Front door	(a) 2	All	56/57
	Rear door	2	73	56
	Rear door	(a) 2	57, 58	57
BAK 5722600-A	Front door	(a) 2	All	58/59
	Rear door	2	53, 54, 57, 75	58/59
367550-S	Retainer-spring	2	a	

GROUP AND PART NUMBER	DESCRIPTION, SIZE, ETC.	NO. REQ'D	MODEL OR ENGINE CUBIC INCH DISPLACEMENT	YEAR 19__
<b>22604 ESCUTCHEON (FRONT DOOR INSIDE HANDLE)</b>				
BY 7322604-A	Inner	(a) 2	All	56/57
52718-S13	Screw-pan hd. cr. rec. -No. 6-18 x 3/8"	6	a	
<b>22618 ESCUTCHEON (DOOR INSIDE &amp; WINDOW REGULATOR HANDLE)</b>				
BC 7622618-A	Inner-quarter window - chrome finish	(a) 2	60E	56
	For inner quarter window	2	60A	57
52718-S13	Screw-pan hd. cr. rec. -No. 6-18 x 3/8"	6	a	
<b>22620 ESCUTCHEON (DOOR INSIDE &amp; WINDOW REGULATOR HANDLE)</b>				
BY 7322620-B	Outer - satin finish	(a) 2	All	56
BY 7322620-A	Outer - chrome finish	(a) 2	All	56/57
52711-S13	Screw-pan-hd. cr. rec. -No. 4-24 x 1/4"	6	a	
<b>22624 SPRING (FRONT DOOR INSIDE HANDLE)</b>				
BA 7022624-B	Rear door - used for regulator and inside door handle	AR	73	56
		AR	All except 60, 76	57
<b>22644 INSERT (DOOR INSIDE HANDLE INNER ESCUTCHEON)</b>				
BAE 6522644-B	Nylon - 1-1/32" I.D. - 2-1/16" O.D. - inner front door handle	2	All	58/59
	Front door window regulator handles	2	60E, 73	56
	Used with rear door handle	2	53, 54, 57, 75	56 & 58/59
	Also used on rear door or quarter	2	57A, 58A, 60A	57
	Rear door and quarter	2	All	58
	Used with rear door regulator handle	2	53A, 57A	58
	Front door window	2	53A, 57A, 63A	59
	Rear door window	2	53A, 57A	59
	Quarter window	2	63A	59
<b>22800-1 HINGE (FRONT DOOR) UPPER</b>				
B5A 7022801-A	L. H. - upper - @BN-7022801-A	(a) 1	All	56
B6A 7022800-A	R. H. - upper - @BJ-7022800-A	(a) 1	All	56/57
B6A 7022801-A	L. H. - upper - @BJ-7022801-A	(a) 1	All	57
BAK 5722800-A	R. H. - upper	(a) 1	All	58/59
BAK 5722801-A	L. H. - upper	(a) 1	All	58/59
358437-S2	Screw-hex. hd. -5/16"-24 x 1"	AR	a	
<b>22806-7 HINGE &amp; CHECK (FRONT DOOR) LOWER</b>				
COLB 6322806-A	R. H.	1	All	58/59
COLB 6322807-A	L. H.	1	All	58/59
<b>22810-11 HINGE (FRONT DOOR) LOWER</b>				
B6A 7022810-A	R. H. - lower - @BJ-7022810-A	(a) 1	All	56
B6A 7022811-A	L. H. - lower - @BJ-7022811-A	(a) 1	All	56/57
358437-S2	Screw-hex. hd. -5/16"-24 x 1"	AR	a	
<b>22826 PLUG BUTTON (FRONT DOOR RUN BOLT ACCESS HOLE)</b>				
BN 7022826-A	Quarter panel access hole	2	76	56/57
<b>22840 PIN (FRONT DOOR) UPPER &amp; LOWER</b>				
B5A 7022840-A	@BN-7022840-A	4	All	56/57
B7A 7022840-A	Steel - 2-1/2" long - @BAC-7022840-A	4	All	58/59
<b>22841 BUSHING (DOOR HINGE)</b>				
B7A 7022841-B	Front door - bronze - @BAC-7022841-B	8	All	58/59
	Rear door	8	53, 54, 57, 75	58/59
<b>22884-5 RAINSHIELD (FRONT DOOR VENTILATOR WINDOW)</b>				
BY 7322884-B	R. H.	1	73	56
BY 7322885-B	L. H.	1	73	56
BY 6022884-A	R. H.	1	60	56/57
BY 6022885-A	L. H.	1	60	56/57

CONTINUED ON NEXT PAGE

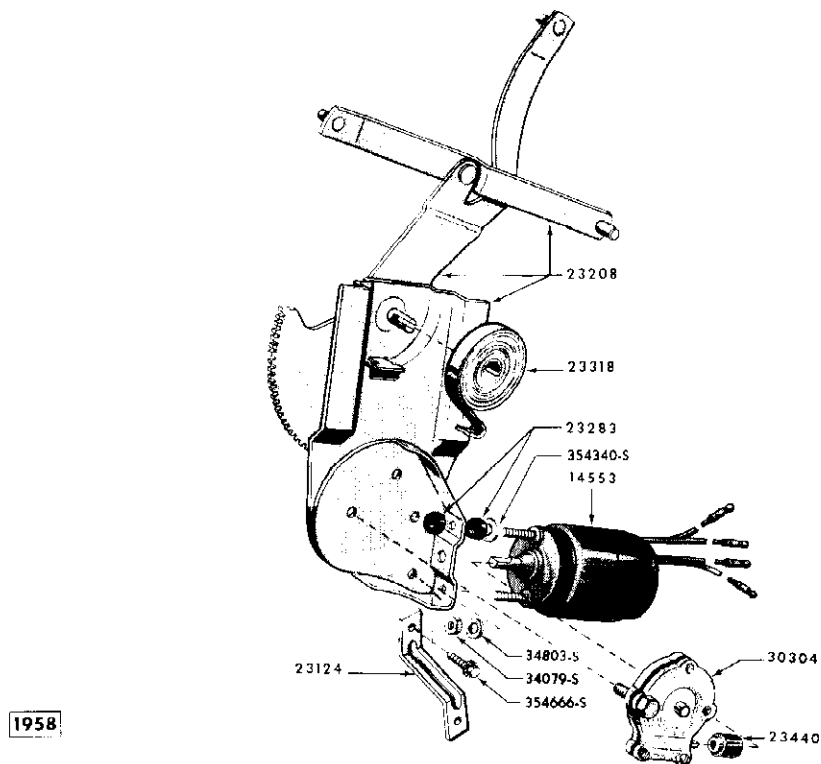
GROUP AND PART NUMBER	DESCRIPTION, SIZE, ETC.	NO. REQ'D	MODEL OR ENGINE CUBIC INCH DISPLACEMENT	YEAR 19__
22884-5 RAINSHIELD (FRONT DOOR VENTILATOR WINDOW) CONTINUED				
BY 7622884-B	R. H.	1	76	56/57
BY 7622885-B	L. H.	1	76	56/57
BAJ 5822884-A	R. H.	1	58	57
BAJ 5822885-A	L. H.	1	58	57
22906-7 HANDLE & BUTTON (FRONT DOOR VENT WINDOW LOCKING)				
BY 7322906-A	R. H. - used on cars built prior to 3-18-57	(a) 1	All	56/57
BY 7322907-A	L. H. - used on cars built prior to 3-18-57	(a) 1	All	56/57
353875-S	Pin-3/32" diameter	2	a	
22912 BRACKET (FRONT DOOR VENTILATOR WINDOW GLASS RUN LOWER) INNER				
BY 7322912-A	Steel - base 1-9/16" long	(a) 2	All	56/59
BAJ 5822912-A	Steel - base 1-17/32" long - also used on rear door	(b) 2	57, 58	57
354666-S2	Screw-hex.hd.-No.12-24 x 3/8"	2	b	
355819-S8	Screw & washer-hex.-hd.-No.12-24 x 7/16"	2	a	
22916-7 HANDLE (FRONT DOOR VENTILATOR WINDOW)				
BAJ 5822916-A	R. H. - chrome finish ★1957 - used on cars built after 3-18-57	(a) 1	All★ 53A, 57A, 63A	57/58 59
BAJ 5822917-A	L. H. - chrome finish ★1957 - used on cars built after 3-18-57	(a) 1	All★ 53A, 57A, 63A	57/58 59
353875-S	Pin-3/32" diameter	2	a	
22920 KEY (FRONT DOOR VENTILATOR WINDOW HANDLE) LOCKING				
BY 7322920-A	(2) For front doors - ★(2) for rear door on model 58 in 1957	2-4	All★	56/57
22954 BRACKET (FRONT DOOR VENTILATOR WINDOW) LOWER PIVOT				
B6A 7622954-A	Manual control - ⊕BY-7622954-A	(a) 2	60, 76	56
		(a) 2	57, 60, 76	57
		2	All	58
		2	53A, 57A, 63A	59
B6C 8122954-A	Manual control - ⊕BY-7322954-A	2	73	56
		2	58	57
BAJ 5722954-A	Electric control	(a) 2	57, 60, 76	57
BY 7322954-B	Electric control	2	58	57
BAK 5722954-B	Electric control	2	All	58/59
43243-S8	Screw & washer-pan.hd.-No. 8-32 x 3/4"	4	a	
22960 BUSHING (FRONT DOOR VENTILATOR WINDOW) LOWER PIVOT				
BY 7322960-A	Nylon ★1957 - also used on rear door	2	All★	56/59
22964 SCREW (FRONT DOOR VENTILATOR WINDOW) UPPER PIVOT				
BY 7322964-A		2	73	56
		2	58	57
22982 SPRING WASHER (DOOR VENT WINDOW HANDLE)				
B7A 7022982-A	Wave type - front and rear doors - ⊕BAC-7022982-A	AR	All	56/58
O1A 7022982	Wave type - front and rear door	2	All	57/58
	Steel	2	53A, 57A, 63A	59
22986 SPRING (FRONT DOOR VENTILATOR WINDOW HANDLE)				
BY 7322986-A	7/16" long - also used on rear door	2	All	56/57
23124 BRACKET (FRONT DOOR WINDOW REGULATOR PLATE)				
BAK 5723124-A	Steel- electric	2	53, 54, 57, 75	58/59
BAK 6323124-A	Steel- electric	2	63, 65, 68	58/59





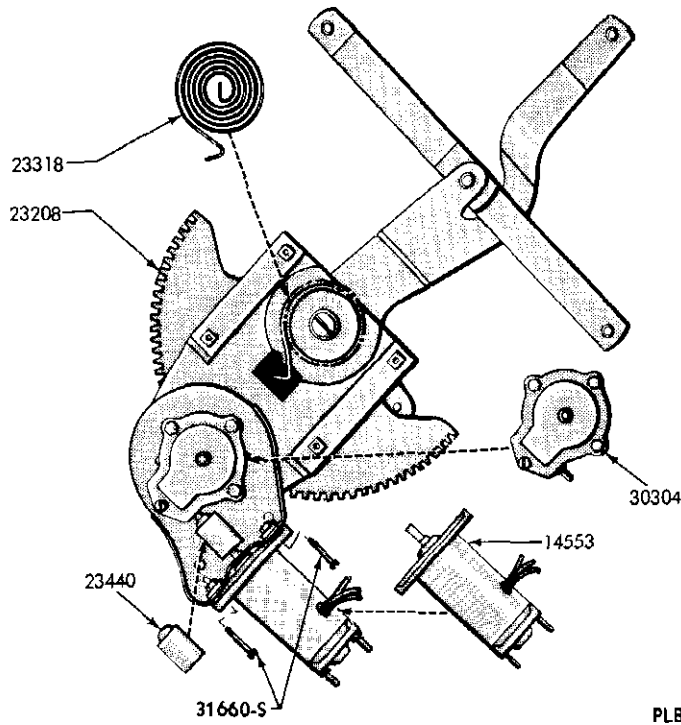
**VENT WINDOW REGULATOR**

=====



PLB-140

**FRONT DOOR WINDOW REGULATOR**

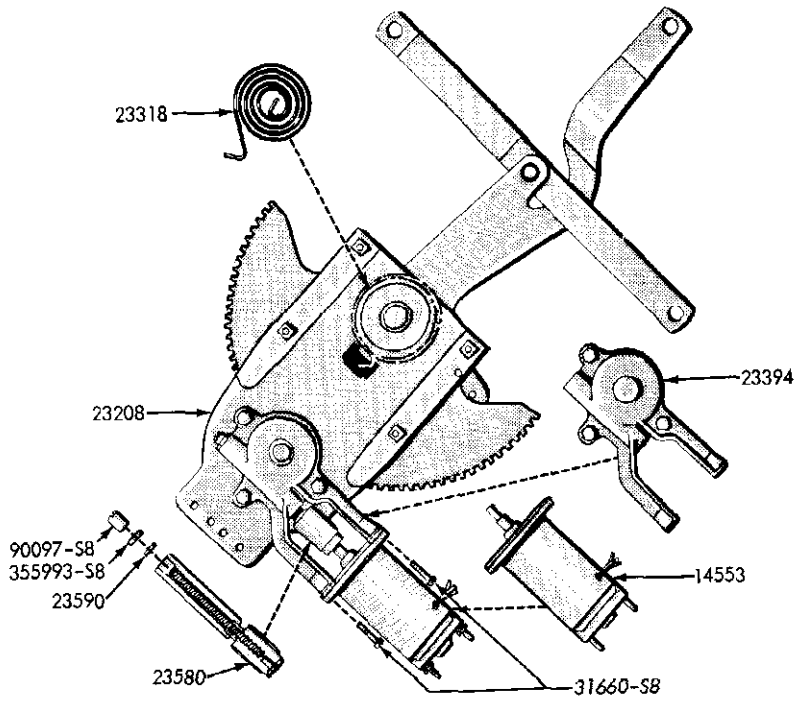
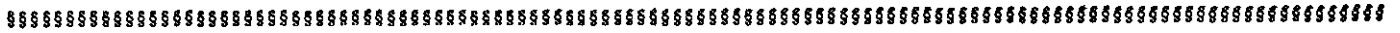


PLB-484

TYPE 'A'

1958-59

**FRONT DOOR ELECTRIC WINDOW REGULATOR, TYPE "A"**



PLB-485

TYPE 'B'

1958-59

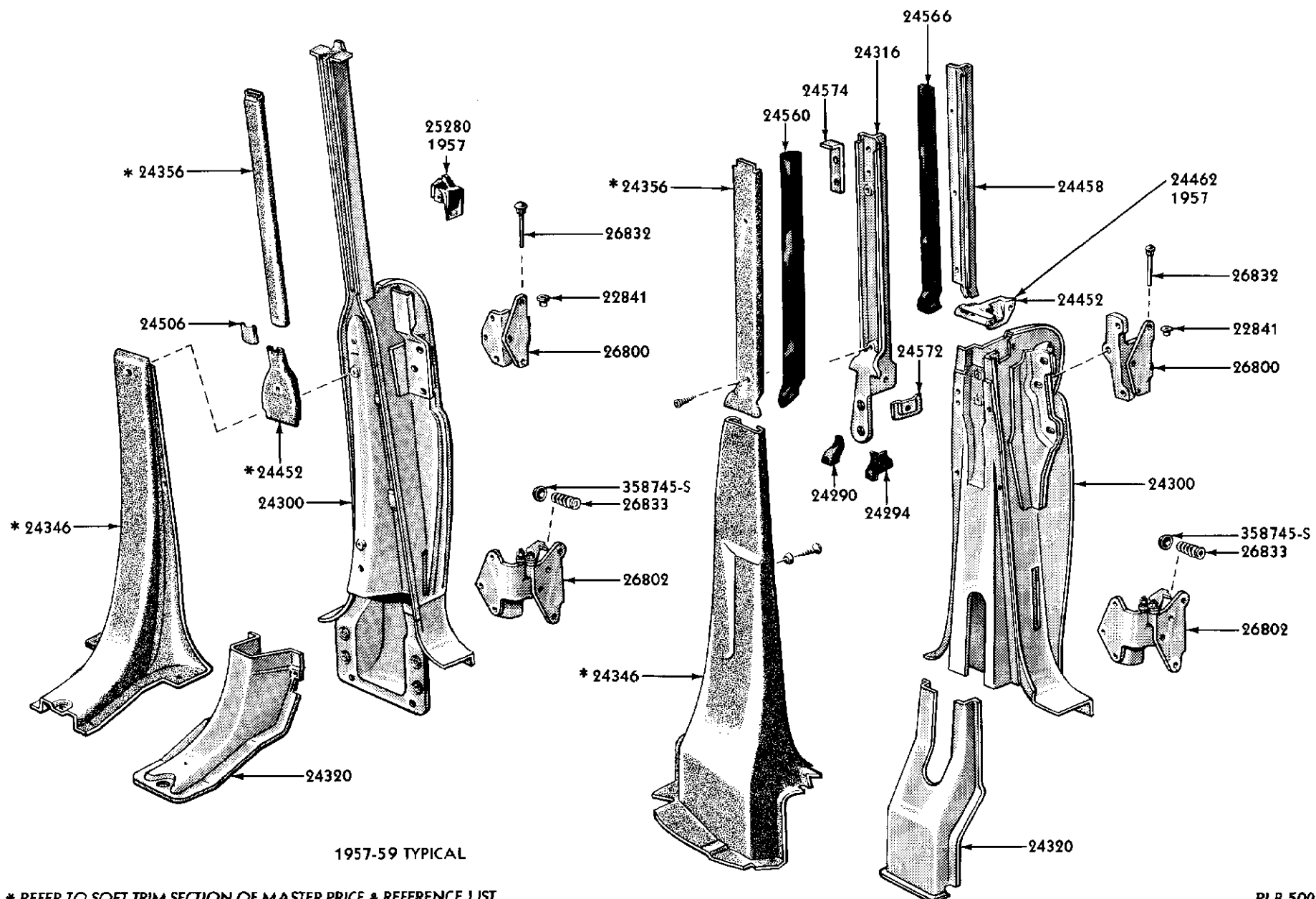
**FRONT DOOR ELECTRIC WINDOW REGULATOR, TYPE "B"**

GROUP AND PART NUMBER	DESCRIPTION, SIZE, ETC.	NO. REQ'D	MODEL OR ENGINE CUBIC INCH DISPLACEMENT	YEAR 19__
<b>23202-3 REGULATOR (FRONT DOOR WINDOW)</b>				
BY 7323202-A	R.H. - manual control	(b) 1	60E, 73	56
		(b) 1	57A, 58A, 60A	57
BY 7323203-A	L.H. - manual control	(b) 1	60E, 73	56
		(b) 1	57A, 58A, 60A	57
BAK 5723202-A	R.H. - manual control - less arms	(a) 1	53A, 57A	58/59
BAK 5723203-A	L.H. - manual control - less arms	(a) 1	53A, 57A	58/59
BAK 6323202-A	R.H. - manual control - less arms	(a) 1	63A	58/59
BAK 6323203-A	L.H. - manual control - less arms	(a) 1	63A	58/59
354666-S2	Screw-hex. -washer-hd. -No. 12-24 x 3/8"	6	a	
355819-S8	Screw & washer-hex. -hd. -No. 12-24 x 7/16"	8	b	
<b>23208-9 REGULATOR (FRONT DOOR WINDOW) LESS MOTOR &amp; DRIVE</b>				
BD 7323208-A	R.H. - electric control -	(b) 1	All	56/57
BD 7323209-A	L.H. - electric control -	(b) 1	All	56/57
BAK 5723208-A	R.H. - electric control - type "A"	(a) 1	53, 54, 57, 75	58
BAK 5723209-A	L.H. - electric control - type "A"	(a) 1	53, 54, 57, 75	58
BAK 6323208-A	R.H. - electric control - type "A"	(a) 1	63, 65, 68	58
BAK 6323209-A	L.H. - electric control - type "A"	(a) 1	63, 65, 68	58
BAK 5723208-C	R.H. - electric control - type "B"	(a) 1	53, 54, 57, 75	58/59
BAK 5723209-C	L.H. - electric control - type "B"	(a) 1	53, 54, 57, 75	58/59
BAK 6323208-B	R.H. - electric control - type "B"	(a) 1	63, 65, 68	58/59
BAK 6323209-B	L.H. - electric control - type "B"	(a) 1	63, 65, 68	53/59
354666-S2	Screw-hex. hd. washer-No. 12-24 x 3/8"	6	a	
355819-S8	Screw & washer. hex. -hd. -No. 12-24 x 7/16"	8	b	
<b>23230 BRACKET (REAR WINDOW REGULATOR)</b>				
BAK 5723230-A		1	54, 65, 75	58
<b>23230 BRACKET (FRONT DOOR WINDOW REGULATOR EQUALIZING ARM)</b>				
B5S 4023230-A	Rear door only - @BAA-4023230-A	2	57A, 58A	57
BAK 5723230-A	Front door - 1-3/8" x 6-13/32"	(a) 2	All	58/59
	Back window	1	54, 65, 75	58/59
33795-S8	Nut-hex. -jam-1/4"-20	8	a	
34940-S7	Washer-ext. tooth lock. 1/4"	8	a	
<b>23234-5 ARM &amp; PLATE (FRONT DOOR WINDOW REGULATOR)</b>				
B5A 7023234-A	R.H. - manual regulator - @BN-7023234-A	(a) 1	60E, 73	56
		(a) 1	57A, 58A, 60A	57
B5A 7023235-A	L.H. - manual regulator - @BN-7023235-A	(a) 1	60E, 73	56
		(a) 1	57A, 58A, 60A	57
B7A 7023234-A	R.H. - manual regulator - @BAC-7023234-A	(a) 1	53A, 57A, 63A	58/59
B7A 7023235-A	L.H. - manual regulator - @BAC-7023235-A	(a) 1	53A, 57A, 63A	58/59
355819-S8	Screw & washer-hex. -hd. -No. 12-24 x 7/16"	6	a	
<b>23240 ROLLER (DOOR WINDOW REGULATOR)</b>				
BA 7023240-A	Front door - steel - use with electric window	AR	All	56/59
	Rear door	AR	73	58
	Quarter window	AR	60, 76	56/57
	Rear door	AR	57, 58	57
	Quarter window	AR	63, 65, 68	58/59
	Back window	AR	54, 65, 68, 75	58/59
	Rear door	10	53, 54, 57, 75	58/59
<b>23279 COUPLING (MOTOR TO REGULATOR) 4-WAY SEAT</b>				
BC 7023279-A	Steel coated with rubber - 1-1/8" O.D. x 15/32" I.D.	1	All	56
<b>23283 GROMMET (WINDOW REGULATOR MOTOR MOUNTING)</b>				
BD 7323283-A	Rubber - 1/4" I.D. x 5/8" O.D. - used for all windows	2	All	56/58
	Rubber - 1/4" I.D. x 5/8" O.D. - used for power windows on all doors, quarters and back	AR	All	59

GROUP AND PART NUMBER	DESCRIPTION, SIZE, ETC.	NO. REQ'D	MODEL OR ENGINE CUBIC INCH DISPLACEMENT	YEAR 19__
<b>23318 SHIELD (FRONT DOOR WATER TRIM)</b>				
B5A 7023318-A	Plastic 41-1/2" x 23-1/2" long - cut to size when necessary - also used on rear doors ⊕BN-7023318-A	2	All	56/57
<b>23318 SPRING (FRONT DOOR REGULATOR COUNTERBALANCE)</b>				
BAC 7023318-A	Manual or electric - "type B"	AR	All	58/59
	Front doors	2	All	58/59
	Rear doors	2	53, 54, 57, 75	58/59
	Quarter windows	2	63, 65, 68	58/59
<b>23342 HANDLE (DOOR WINDOW REGULATOR)</b>				
BY 7323342-A	Front door - also used on rear door and quarter	(a) 2	60E, 73	56
		(a) 2	57A, 58A, 60A	57
	Front door	(a) 2	53A, 57A, 63A	58/59
	Rear door	(a) 2	53A, 57A	58/59
	Quarter panel	(a) 2	63A	58/59
357550-S	Retainer-spring	2	a	
<b>23358 STEM (FRONT DOOR WINDOW REGULATOR HANDLE)</b>				
BAK 5723358-B	Inner	(a) 2	53A, 57A, 63A	58/59
353925-S	Roll pin	2	a	
<b>23394-5 DRIVE (DOOR WINDOW REGULATOR)</b>				
B7A 6423394-A	R.H. - quarter window - electric control	1	60	56/57
B7A 6423395-A	L.H. - quarter window - electric control	1	60	56/57
B5A 7023394-A	R.H. - quarter window - electric control - ⊕BN-7023394-A	1	76	56/57
B5A 7023395-A	L.H. - quarter window - electric control - ⊕BN-7023395-A	1	76	56/57
BD 7323394-A	R.H. front door	(a) 1	All	56/57
	For R.H. rear door	(a) 1	73	56
		(a) 1	57, 58	57
BD 7323395-A	L.H. front door	(a) 1	All	56/57
	For L.H. rear door	(a) 1	73	56
		(a) 1	57, 58	57
BAK 5723394-D	R.H. - type "B" - front door	1	All	58/59
BAK 5723395-D	L.H. - type "B" - front door	1	All	58/59
COLB 6323394-B	Quarter - type "A" - ⊕BAK-6830304-B	(a) 2	68	58/59
	Front doors	(a) 2	All	58/59
B7A 6423395-A	For back light window - ⊕BAC-6423395-A	1	68	58/59
42737-S8	Screw & washer assy. - hex. hd. - No. 12-24 x 3/4"	6	a	
<b>23402-3 MOTOR &amp; REGULATOR (VENT WINDOW)</b>				
BY 7323402-B	R.H.	1	All	57
BY 7323403-B	L.H.	1	All	57
<b>23406-7 MOTOR &amp; COVER (FRONT DOOR VENT WINDOW REGULATOR GEAR)</b>				
BAK 5723406-A	R.H. - for gear assembly - see group 23626	1	All	58/59
BAK 5723407-A	L.H. - for gear assembly - see group 23627	1	All	58/59
<b>23408 COVER (FRONT DOOR VENTILATOR WINDOW REGULATOR GEAR)</b>				
BAK 5723408-A	With (3) 13/64" diameter holes - includes bushing	2	All	57/59

GROUP AND PART NUMBER	DESCRIPTION, SIZE, ETC.	NO. REQ'D	MODEL OR ENGINE CUBIC INCH DISPLACEMENT	YEAR 19__
23440 COUPLING (DOOR WINDOW & SEAT REGULATOR MOTORS)				
B5A 7023440-A	Front door - rubber - @BN-7023440-A	AR	All	56/59
	Rear door	2	73	56
	Quarter window	2	60, 76	56/57
	Rear door	2	57, 58	57
	Rear door	2	53, 54, 57, 75	58/59
	Back window	AR	54, 65, 68, 75	58/59
	Quarter panel	2	63, 65, 68	59
	Seat - 4 way and 6 way	1	All	59
23446 GEAR (FRONT DOOR VENTILATOR WINDOW REGULATOR) ELECTRIC				
BAK 5723446-A	NS - serviced in HJK-5723478-A kit only	1	All	58
23478 GEAR (FRONT DOOR VENTILATOR WINDOW REGULATOR DRIVE-WORM) ELECTRIC				
BAK 5723478-A	NS-Serviced in HJK-5723478-A kit only	1	All	58
23478 KIT (FRONT DOOR VENT WINDOW REGULATOR MOTOR) DRIVE GEAR				
HJK 5723478-A	(1) R. H. and (1) L. H. Consists of the following - (1) BAK-5723446-A regulator gear (1) BAK-5723478-A worm gear (1) 358607-S7 washer (1) 359916-S washer (1) 370062-S snap ring	AR	All	58/59
23504 ARM (FRONT DOOR CHECK)				
BC 7023504-B	7-1/2" long	(a)	2 All	56/57
353152-S18	Rivet-semi-tubular-1/2" long	2	a	
23546 BRACKET (FRONT DOOR CHECK ARM) ON DOOR				
BY 7323546-A		2	All	56
		2	All except 57, 58	57
23552 CHECK (FRONT DOOR HINGE)				
COAB 6423552-B		2	All	57/59
23567 BUMPER (FRONT DOOR HINGE) LOWER				
B7A 7023567-A	Rubber - @BAC-7023567-B	4	All	58/59
23580 WORM & COUPLING (FRONT DOOR WINDOW REGULATOR DRIVE) ELECTRIC				
BAK 5723580-B	Front door - type "B"	2	All	58/59
	Rear door	2	53, 54, 57, 75	58/59
	Quarter window	2	63, 65, 68	58/59
	Back window	1	54, 65, 68, 75	58/59
23590 SPACER (FRONT DOOR WINDOW REGULATOR DRIVE WORM)				
BAK 5723590-A	Front door - type "B"	2	All	58/59
	Rear door	2	53, 54, 57, 75	58/59
	Quarter window	2	63, 65, 68	58/59
	Back window	1	54, 65, 68, 75	58/59
23620-1 BRACKET (FRONT DOOR VENT WINDOW MOTOR MOUNTING)				
BY 7323621-A	L. H.	1	All	57
23624 COUPLING (FRONT DOOR VENTILATOR WINDOW REGULATOR DRIVE SHAFT)				
BY 7323624-A	Electric control	2	All	57
23626-7 GEAR (FRONT DOOR VENTILATOR WINDOW DRIVE)				
BY 7323626-A	R. H. - electric control	1	All	57
BY 7323627-A	L. H. - electric control	1	All	57
BAK 5723626-B	R. H. - electric control - with brackets	(a)	1 All	58/59
BAK 5723627-B	L. H. - electric control - with brackets	(a)	1 All	58/59
354730-S8	Screw & washer-hex. -hd. -No. 10-34 x 1-3/8"	2	a	

GROUP AND PART NUMBER	DESCRIPTION, SIZE, ETC.	NO. REQ'D	MODEL OR ENGINE CUBIC INCH DISPLACEMENT	YEAR 19__
23630-1 SUPPORT (FRONT DOOR VENT WINDOW REGULATOR)				
BAK 5723630-A	R. H.	1	All	58/59
BAK 5723631-A	L. H.	1	All	58/59
23806 RETAINER (FRONT DOOR ASH RECEPTACLE) LESS RECEPTACLE				
B9LB 5723806-A	"Lincoln" - (1) R. H. and (1) L. H.	2	53, 57, 63	59
B9LB 7523806-A	"Continental" - (1) R. H. and (1) L. H.	2	54, 65, 68, 75	59
23898 RETAINER (FOLDING TOP COMPARTMENT COVER)				
BAAD 8123898-AP	Used to attach cover 54640-1	6	76	56/57
23980 RECEPTACLE (FRONT DOOR ASH)				
COLB 6323980-A	(1) R. H. and (1) L. H. with light	2	All	59
24022-3 ARM REST (FRONT DOOR) LESS TRIM				
COLB 6324022-V	R. H.	1	All	58/59
24142-3 PLATE (FINGER TIP) FRONT DOOR ARM REST				
BY 7324142-A	R. H. - chrome finish - front door	1	All	56/57
	L. H. - chrome finish - rear door	1	All	56/57
BY 7324143-A	R. H. - chrome finish - rear door	1	All	56/57
	L. H. - chrome finish - front door	1	All	56/57
24160 SUPPORT (FRONT DOOR ARM REST)				
BAK 5724160-B	Steel	(a) 2	All	58/59
354666-S2	Screw-hex. -hd. -No. 12-24 x 3/8"	12	a	
24166-7 MOULDING (FRONT DOOR ARM REST)				
BAK 5724166-C		2	All except 53A, 57A, 63A	58
PB9L 5324166-A	R. H. - rustless steel - 36-3/16" long - $\phi$ 1011880	1	53, 54, 57, 75	59
PB9L 5324167-A	L. H. - rustless steel - 36-3/16" long - $\phi$ 1011881	1	53, 54, 57, 75	59
PB9L 6324166-A	R. H. - rustless steel - 43-5/8" long - $\phi$ 1011882	1	63, 65, 68	59
PB9L 6324167-A	L. H. - rustless steel - 43-5/8" long - $\phi$ 1011883	1	63, 65, 68	59
24180-1 ARM REST (FRONT DOOR) LESS TRIM				
BAK 5724180-F	R. H. - 1-29/32" wide - fingertip opening - use on models built prior to 2-3-58	1	All	58
BAK 5724181-E	L. H. - 1-29/32" wide - fingertip opening - use on models built prior to 2-3-58	1	All	58
BAK 5724180-M	R. H. - 1-3/16" wide - fingertip opening - use on models built after 2-3-58	1	All	58
BAK 5724181-L	L. H. - 1-3/16" wide - fingertip opening - use on models built after 2-3-58	1	All	58
B9LB 5724181-H	L. H. - steel - use on cars built after 11-17-58	1	All	58/59
24205 BUMPER (DOOR ARM REST ASH RECEPTACLE LID)				
BAK 5724205-A	Front door - rubber	2-4	All	58/59
	Rear door	2	53, 54, 57, 75	58/59
	Quarter panel	2	63, 65, 68	58/59
24244-5 ORNAMENT (FRONT DOOR ARM REST)				
PB9L 6424244-A	R. H. - electric vents - $\phi$ 1019052	1	54, 65, 68, 75	59
PB9L 5424245-A	L. H. - manual and electric vents - $\phi$ 1019051	1	54, 65, 68, 75	59
24246 EMBLEM (FRONT DOOR ARM REST ORNAMENT)				
PB9L 5424246-A	Aluminum - $\phi$ 1011948	2	54, 65, 68, 75	59
24290-1 FILLER (CENTER BODY PILLAR UPPER FRONT AT BELT)				
BAK 5724290-A	R. H. - sponge rubber	1	53, 54	58/59
BAK 5724291-A	L. H. - sponge rubber	1	53, 54	58/59
24294-5 FILLER (CENTER BODY PILLAR UPPER REAR AT BELT)				
BAK 5724294-A	R. H. - sponge rubber	1	53, 54	58/59
BAK 5724295-A	L. H. - sponge rubber	1	53, 54	58/59

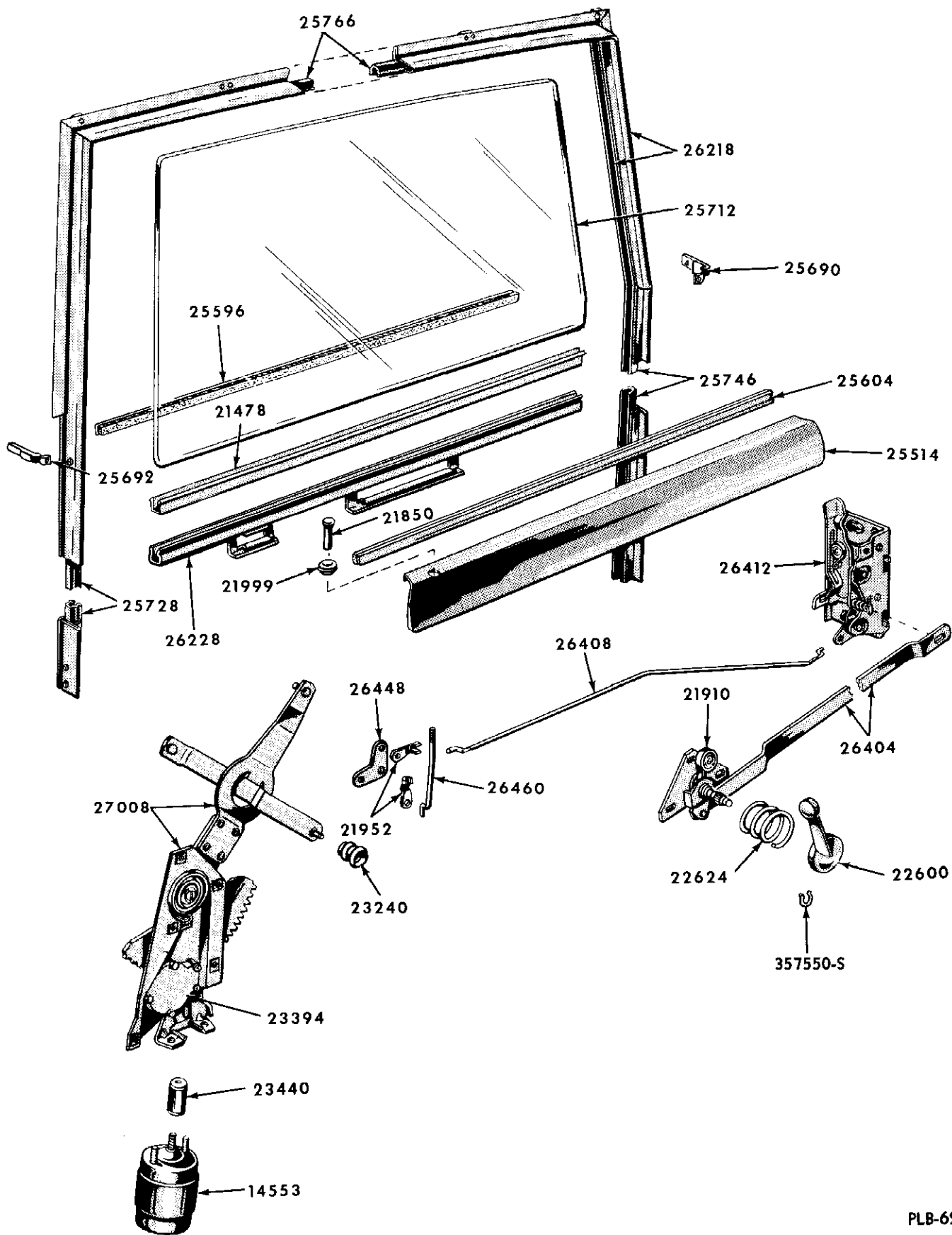


1957-59 TYPICAL

\* REFER TO SOFT TRIM SECTION OF MASTER PRICE & REFERENCE LIST

PLB-500

### CENTER BODY PILLAR & RELATED PARTS

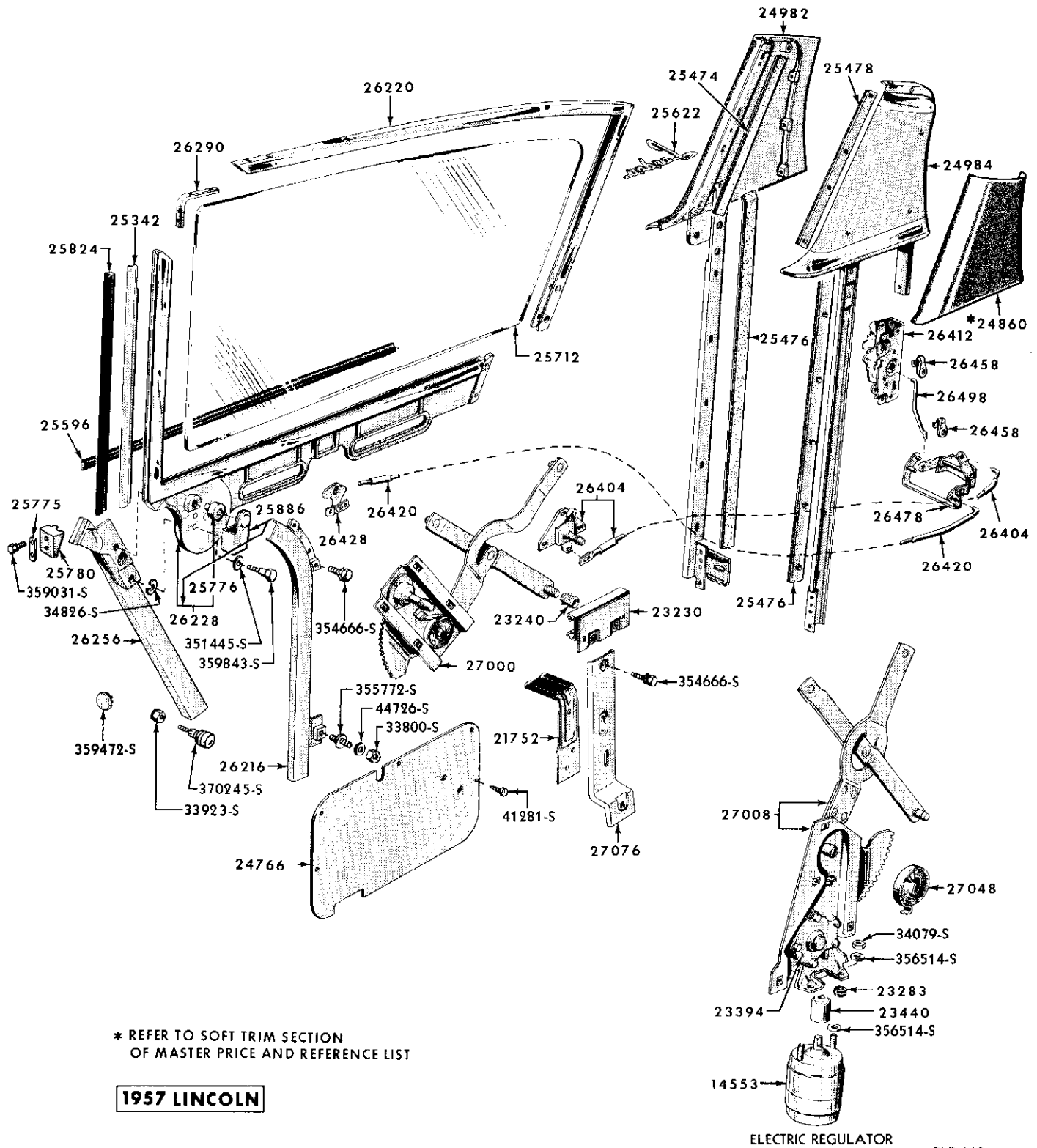


PLB-62

**1956 LINCOLN**

**REAR DOOR PARTS**





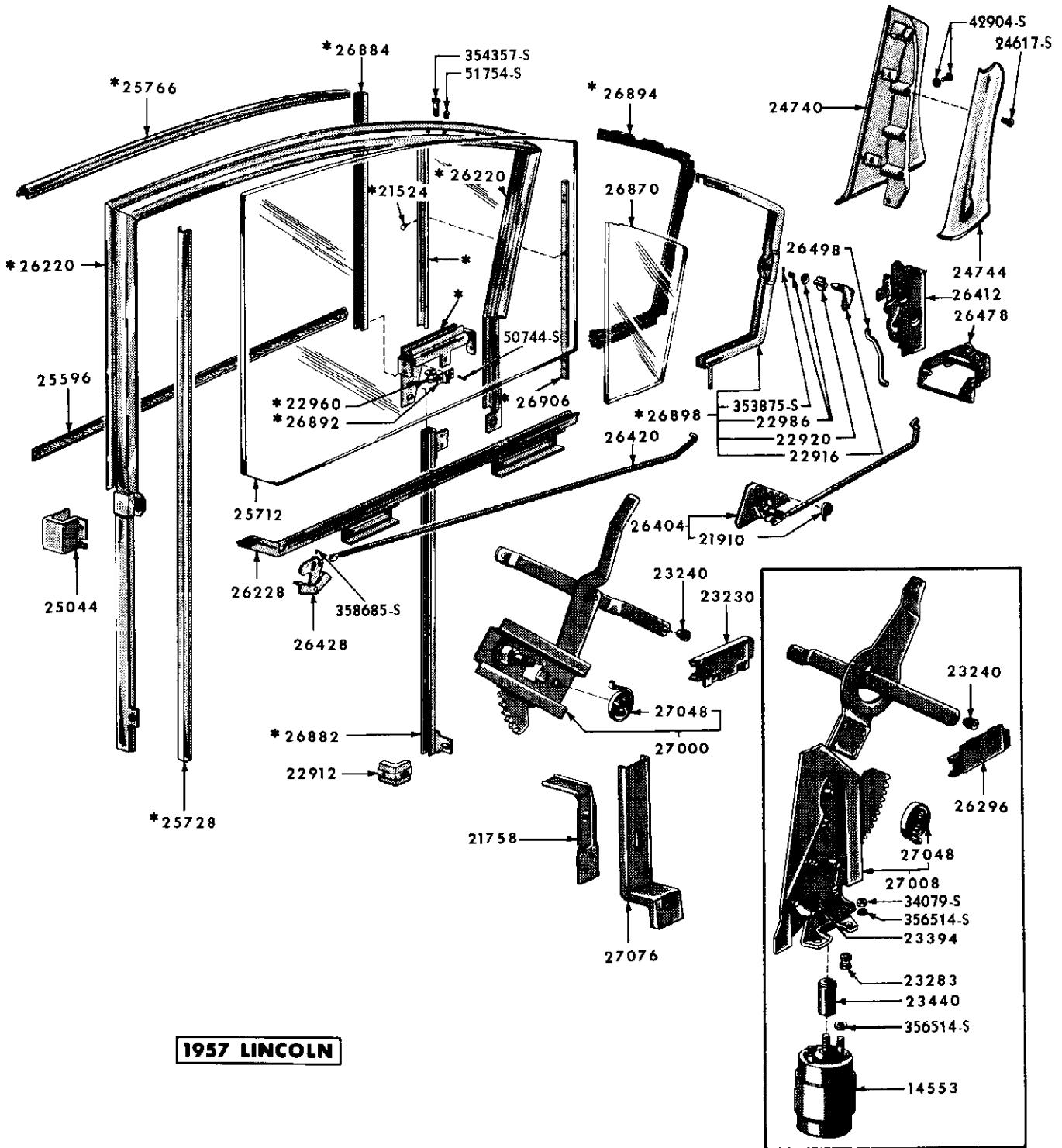
\* REFER TO SOFT TRIM SECTION  
OF MASTER PRICE AND REFERENCE LIST

**1957 LINCOLN**


ELECTRIC REGULATOR

PLB-118

**REAR DOOR PARTS - BODY TYPE 57**



**1957 LINCOLN**

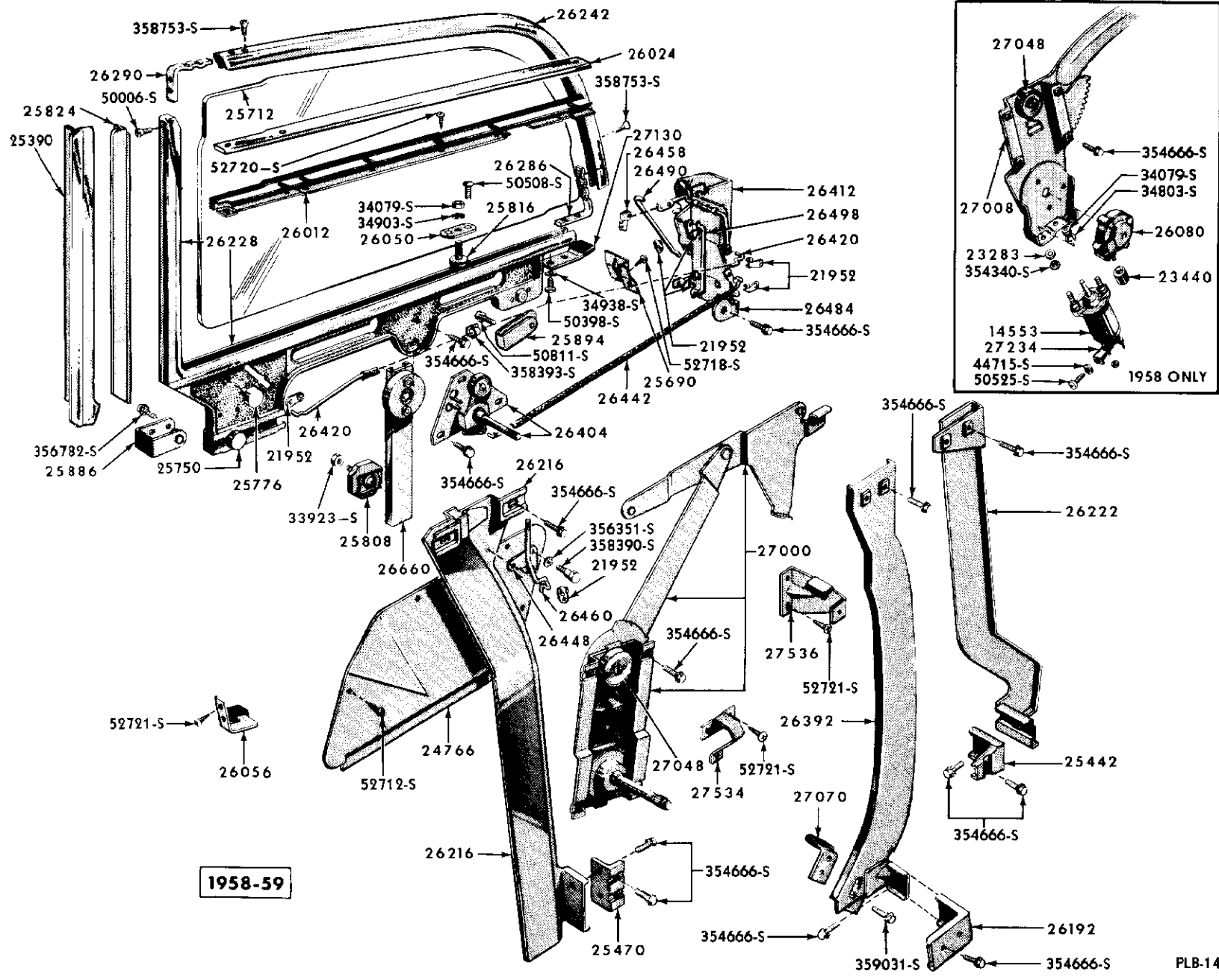


ELECTRIC CONTROL

\*SERVICED IN ASSEMBLY-GROUP 26936

PLB-94

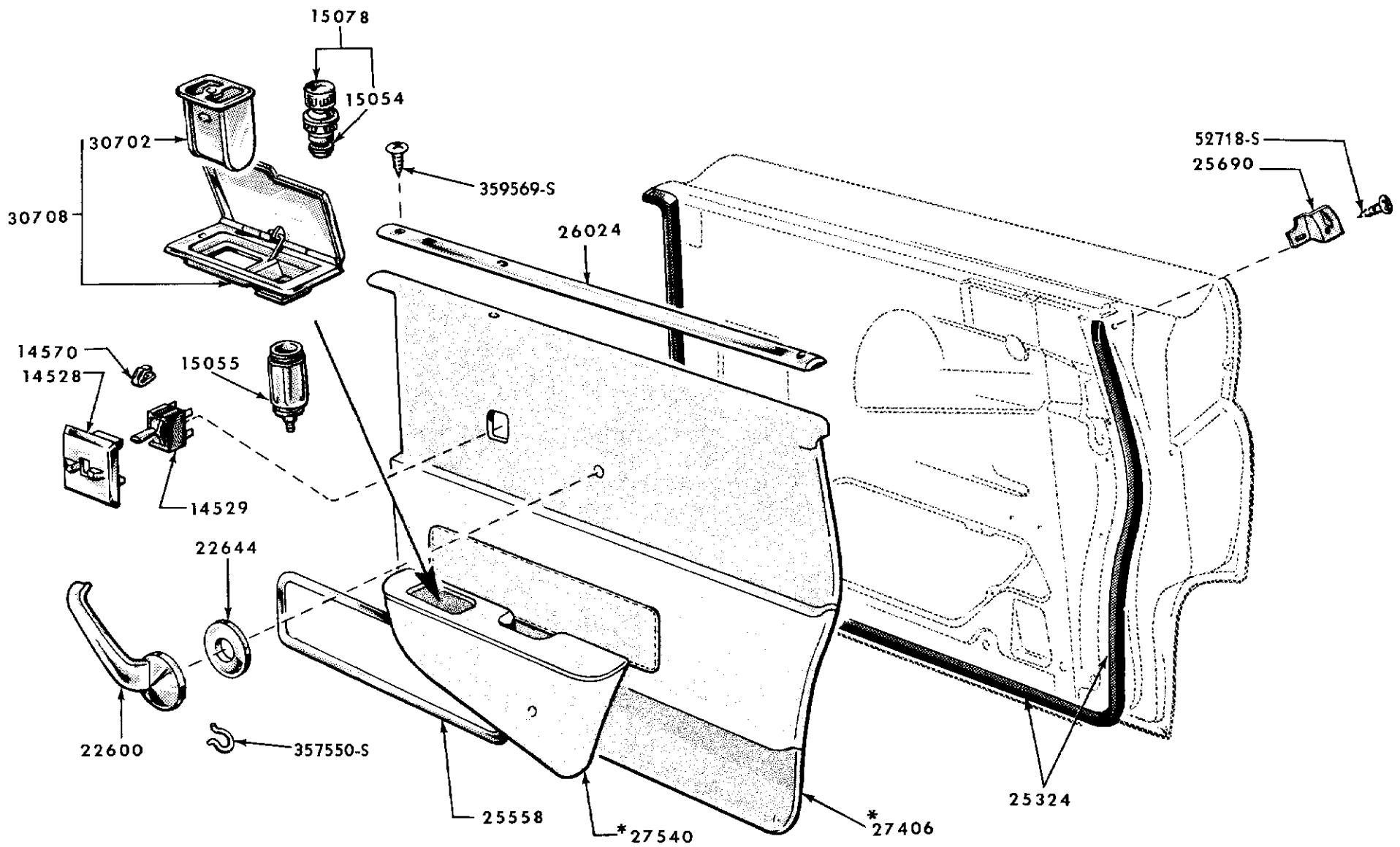
**REAR DOOR PARTS - BODY TYPE 58**



1958-59

REAR DOOR PARTS

539



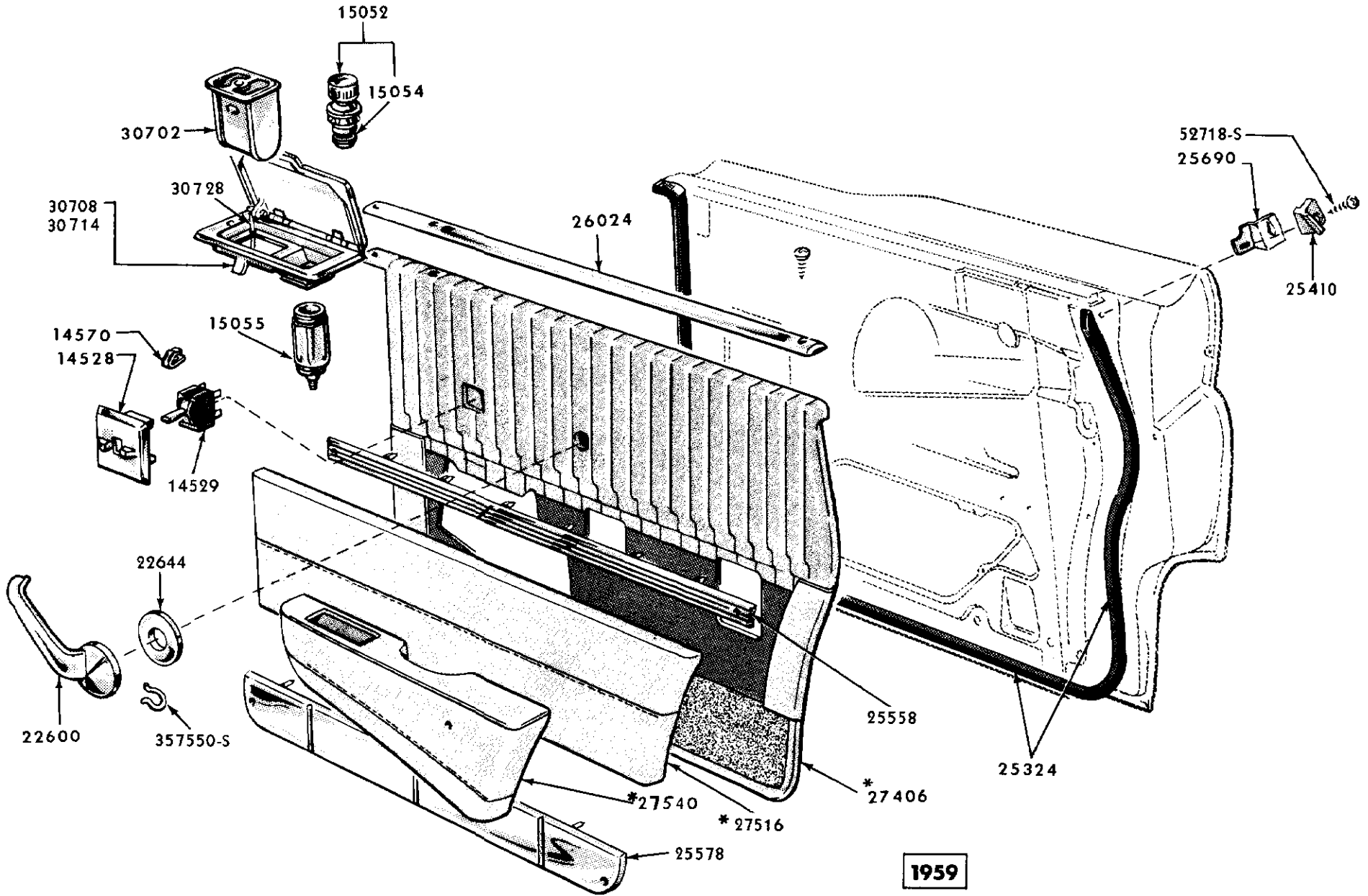
540

\* REFER TO SOFT TRIM SECTION OF MASTER PRICE AND REFERENCE LIST

1958

PLB-139

REAR DOOR ARM REST, HANDLES, & GARNISH



\* REFER TO SOFT TRIM SECTION OF MASTER PRICE AND REFERENCE LIST

### REAR DOOR ARM REST, HANDLES, & GARNISH

GROUP AND PART NUMBER	DESCRIPTION, SIZE, ETC.	NO. REQ'D	MODEL OR ENGINE CUBIC INCH DISPLACEMENT	YEAR 19__
24300-1 PILLAR (CENTER BODY)				
BY 7324300-D	R. H.	1	73	56
BY 7324301-D	L. H.	1	73	56
BAJ 5724300-C	R. H.	1	57	57
BAJ 5724301-C	L. H.	1	57	57
BAJ 5824300-C	R. H.	1	58	57
BAJ 5824301-C	L. H.	1	58	57
COLB 5724300-A	R. H.	1	53, 54, 57, 75	58/59
BAK 5724301-B	L. H.	1	53, 54, 57, 75	58/59
24316-7 PILLAR (CENTER BODY OUTER)				
BAK 5724316-A	R. H. - upper	1	53, 54	58/59
BAK 5724317-A	L. H. - upper	1	53, 54	58/59
24320-1 REINFORCEMENT (CENTER BODY TO FLOOR SIDE MEMBER)				
BAJ 5824320-A		2	57, 58	57
BAK 5724320-A	R. H. - steel	1	53, 54, 57, 75	58/59
BAK 5724321-A	L. H. - steel	1	53, 54, 57, 75	58/59
24356 PANEL (CENTER BODY PILLAR FINISH) UPPER				
BAJ 5824356-AP	In prime	2	58	57
24416-7 PANEL (CENTER BODY PILLAR) OUTSIDE FINISH				
BY 7324416-A	R. H. - chrome finish - 15-55/64" long	1	73	56
BY 7324417-A	L. H. - chrome finish - 15-55/64" long	1	73	56
24452-3 CAP (CENTER BODY PILLAR FINISH)				
BAJ 5824452-AP	R. H. - in prime	(a) 1	58	57
BAJ 5824453-AP	L. H. - in prime	(a) 1	58	57
BAK 5724452-C	R. H. - chrome finish	1	57, 75	58
B9LB 5724452-A	R. H. - chrome	1	57, 75	58/59
B9LB 5724453-A	L. H. - chrome	1	57, 75	58/59
52350-S13	Screw-oval hd. cr. rec. -No. 6-18 x 5/8"	2	a	
24458-9 MOULDING (CENTER BODY PILLAR OUTSIDE UPPER)				
BAK 5724458-A	R. H. - chrome finish - 15-1/8" long	(a) 1	53, 54	58/59
BAK 5724459-A	L. H. - chrome finish - 15-1/8" long	(a) 1	53, 54	58/59
51754-S7	Screw-pan hd. cr. rec. -No. 6-32 x 3/8"	6	a	
24462-3 MOULDING (CENTER BODY PILLAR) OUTSIDE BELT				
BAJ 5724462-A	R. H. - chrome finish	1	57	57
BAJ 5724463-A	L. H. - chrome finish	1	57	57
BAJ 5824462-A	R. H. - chrome finish	1	58	57
BAJ 5824463-A	L. H. - chrome finish	1	58	57
24470-1 MOULDING (CENTER BODY PILLAR OUTSIDE)				
BAJ 5824470-A	R. H. - chrome finish	(a) 1	57, 58	57
BAJ 5824471-A	L. H. - chrome finish	(a) 1	57, 58	57
BAK 5724470-A	R. H. - rustless steel	1	53, 57	58/59
BAK 5724471-A	L. H. - rustless steel	1	53, 57	58/59
34938-S7	Lockwasher-ext. tooth. No. 8	2	a	
41281-S13	Screw-fil. hd. -No. 8-32 x 1/4"	2	a	
24472-3 ORNAMENT (CENTER PILLAR) OUTSIDE LOWER				
BY 7324472-B	R. H. - chrome finish - 23/32" long	(a) 1	73	56
BY 7324473-B	L. H. - chrome finish - 23/32" long	(a) 1	73	56
358627-S7	Screw & washer-truss hd. cr. rec. -No. 8-32	4	a	
24488 CLIP (CENTER BODY PILLAR WINDLACE) RETAINING				
BY 7324488-A		2	73	56
24506 GUIDE (CENTER BODY PILLAR FINISH CAP)				
BAJ 5824506-A	43/64" x 1-1/4"	2	58	57

GROUP AND PART NUMBER	DESCRIPTION, SIZE, ETC.	NO. REQ'D	MODEL OR ENGINE CUBIC INCH DISPLACEMENT	YEAR 19__
<b>24560-1 WEATHERSTRIP (CENTER BODY PILLAR UPPER) FRONT</b>				
BAK 5724560-A	R. H. - rubber - 15-52/64" x 47/64"	(a) 1	53, 54	58/59
BAK 5724561-A	L. H. - rubber - 15-52/64" x 47/64"	(a) 1	53, 54	58/59
51754-S7	Screw-pan hd. cr. rec. tap. -No. 6-32 x 3/8"	1	a	
<b>24566-7 WEATHERSTRIP (CENTER BODY PILLAR UPPER) REAR</b>				
B9LB 5324566-A	R. H. - sponge rubber	1	53, 54	58/59
B9LB 5324567-A	L. H. - sponge rubber	1	53, 54	58/59
51754-S7	Screw-pan hd. cr. rec. tap. -No. 6-32 x 3/8"	1	a	
<b>24572-3 PLATE (CENTER BODY UPPER TO LOWER PILLAR)</b>				
BAK 5724572-A	R. H.	1	53, 54	58/59
BAK 5724573-A	L. H.	1	53, 54	58/59
<b>24574-5 BRACKET (CENTER BODY UPPER PILLAR TO ROOF)</b>				
BAK 5724574-A	R. H.	1	53, 54	58/59
BAK 5724575-A	L. H.	1	53, 54	58/59
<b>24630-1 DOOR (REAR) LESS HINGES</b>				
BY 7324630-H	R. H.	1	73	56
BY 7324631-H	L. H.	1	73	56
BAJ 5824630-D	R. H.	(a) 1	57, 58	57
BAJ 5824631-D	L. H.	(a) 1	57, 58	57
COLB 5724630-A	R. H.	1	53, 54, 57, 75	58
B9LB 5724631-A	L. H.	1	53, 54, 57, 75	58
BAK 5724630-D	R. H.	1	53, 54, 57, 75	58/59
BAK 5724631-D	L. H.	1	53, 54, 57, 75	58/59
20311-S8	Screw-hex. hd. -5/16"-24 x 1/2"	6	a	
34941-S7	Lockwasher-ext. tooth-5/16"	6	a	
359158-S	Screw-flat hd. cr. rec. -5/16"-24 x 1"	6	a	
<b>24700-1 PANEL (REAR DOOR OUTSIDE)</b>				
BAK 5724700-B	R. H. - skin	1	53, 54, 57, 75	58/59
BAK 5724701-B	L. H. - skin	1	53, 54, 57, 75	58/59
<b>24728-9 FILLER (REAR DOOR OUTSIDE PANEL TO EXTENSION)</b>				
BAJ 5824728-A	Right rear door Right quarter panel	1 1	57, 58 60, 76	57 57
BAJ 5824729-A	Left rear door Left quarter panel	1 1	57, 58 60, 76	57 57
<b>24740-1 EXTENSION (REAR DOOR OUTSIDE) UPPER REAR</b>				
BAJ 5824740-B	R. H.	1	58	57
BAJ 5824741-B	L. H.	1	58	57
<b>24744-5 EXTENSION (REAR DOOR INSIDE) UPPER REAR</b>				
BAJ 5824744-A	R. H.	1	58	57
BAJ 5824745-A	L. H.	1	58	57
<b>24766-7 PLATE (REAR DOOR INSIDE PANEL COVER)</b>				
BAJ 5824766-C	Steel - manual - also use to replace electric plate by adding required slots	(a) 2	57, 58	57
BAK 5724766-B	R. H. - steel	(b) 1	52, 54, 57, 75	58/59
BAK 5724767-B	L. H. - steel	(b) 1	53, 54, 57, 75	58/59
41281-S8	Screw-pan hd. -No. 8-32 x 1/4"	10	a	
52721-S8	Screw-pan hd. cr. rec. tap. -No. 10-12 x 3/8"	8	b	

GROUP AND PART NUMBER	DESCRIPTION. SIZE. ETC.	NO. REQ'D	MODEL OR ENGINE CUBIC INCH DISPLACEMENT	YEAR 19__
24784-6 SHIELD (REAR DOOR WIRING)				
BY 7324784-A	R. H.	(a) 1	73	56
BY 7324785-A	L. H.	(a) 1	73	56
FEL 5824786-A	Shield only - used only with front door electric windows and/or electric door locks	2	57, 58	57
BAK 5724784-A	R. H.	1	53, 54, 57, 75	58/59
BAK 5724785-A	L. H.	1	53, 54, 57, 75	58/59
52735-S8	Screw-pan hd. cr. rec. -No. 10-12 x 5/8"	4	a	
24802 BUMPER (REAR DOOR UPPER REAR EXTENSION)				
BAJ 5724802-A	Nylon - 23/32" x 3/8" x 1/16"	2	57	57
24852-3 FILLER (REAR DOOR GARNISH MOULDING)				
BAJ 5724852-A	R. H.	(a) 1	57	57
52720-S8	Screw-pan hd. cr. rec. -No. 8-15 x 3/8"	4	a	
24856-7 DOVETAIL (REAR DOOR WINDOW)				
BAK 5724856-A	R. H. - zinc die cast	(a) 1	53, 54, 57, 75	58/59
BAK 5724857-A	L. H. - zinc die cast	(a) 1	53, 54, 57, 75	58/59
354666-S2	Screw-hex. washer hd. -No. 12-24 x 3/8"	4	a	
24858-9 STRIKER (REAR DOOR WINDOW DOVETAIL)				
BAK 5724858-A	R. H. - zinc die cast	(a) 1	53, 54, 57, 75	58/59
BAK 5724859-A	L. H. - zinc die cast	(a) 1	53, 54, 57, 75	58/59
42758-S8	Screw & washer-hex. hd. -5/16"-18 x 5/8"	2	a	
24882 RETAINER (FRONT DOOR WIRING SHIELD)				
FEL 5824882-A	Used with electric windows and/or electric door locks	2	57, 58	57
24882 RETAINER (REAR DOOR WIRING SHIELD)				
FEL 5824882-A	Used only with front door electric windows and/or electric locks	2	57, 58	57
24982-3 EXTENSION (REAR DOOR OUTSIDE) UPPER REAR				
BAJ 5724982-A	R. H. - less weatherstrip and name plate	1	57	57
BAJ 5724983-A	L. H. - less weatherstrip and name plate	1	57	57
24984-5 EXTENSION (REAR DOOR INSIDE) UPPER REAR				
BAJ 5724984-A	R. H. - less weatherstrip	1	57	57
BAJ 5724985-A	L. H. - less weatherstrip	1	57	57
25280-1 WEATHERSTRIP (REAR DOOR ON CENTER BODY PILLAR TOP)				
BAJ 5725280-A	R. H. - rubber - 2" x 3"	1	57	57
BAJ 5725281-A	L. H. - rubber - 2" x 3"	1	57	57



GROUP AND PART NUMBER	DESCRIPTION, SIZE, ETC.	NO. REQ'D	MODEL OR ENGINE CUBIC INCH DISPLACEMENT	YEAR 19__
<b>25324-5 WEATHERSTRIP (REAR DOOR)</b>				
ED-BY 7325324-C	R. H. - rubber	1	73	56
ED-BY 7325325-C	L. H. - rubber	1	73	56
BAJ 5725324-A	R. H.	1	57	57
BAJ 5725325-A	L. H.	1	57	57
BAJ 5825324-A	R. H.	1	58	57
BAJ 5825325-A	L. H.	1	58	57
BAK 5725324-A	R. H. (a)	1	57, 75	58/59
BAK 5725325-A	L. H. (a)	1	57, 75	58/59
BAK 5725324-B	R. H. (a)	1	53, 54	58/59
BAK 5725325-B	L. H. (a)	1	53, 54	58/59
51750-S8	Screw-pan hd. cr. rec. -No.6-32 x 1/4"	1	a	
52718-S8	Screw-pan hd. cr. rec. -No.6-18 x 3/8"	1	a	
<b>25342-3 RETAINER (REAR DOOR GLASS FRONT WEATHERSTRIP)</b>				
BAJ 5725342-B	R. H. - chrome finish (a)	1	57	57
BAJ 5725343-B	L. H. - chrome finish (a)	1	57	57
359522-S8	Screw-pan-hd. -No.6-32 x 1/4"	8	a	
<b>25390-1 STRIP (REAR DOOR WINDOW INSIDE FINISH) FRONT</b>				
B9LB 57254A08-A	R. H. - rustless steel	1	57, 75	58/59
B9LB 57254A09-A	L. H. - rustless steel	1	57, 75	58/59
<b>254A08-9 STRIP (REAR DOOR WINDOW INSIDE FINISH) FRONT</b>				
	See basic part number 25390-1			
<b>25410-1 SEAL (REAR DOOR INSIDE PANEL AT BELT) REAR</b>				
BAK 5725410-A	R. H. - rubber and steel - with (1) 3/16" dia. hole	1	53, 54, 57, 75	58/59
BAK 5725411-A	L. H. - rubber and steel - with (1) 3/16" dia. hole	1	53, 54, 57, 75	58/59
<b>25412-3 SEAL (REAR DOOR FRONT EXTENSION UPPER)</b>				
BAK 5725412-A	R. H. - rubber and steel - 1-15/16" x 3-3/4" long (a)	1	53, 54, 57, 75	59
BAK 5725413-A	L. H. - rubber and steel - 1-15/16" x 3-3/4" long (a)	1	53, 54, 57, 75	59
51750-S8	Screw-pan hd. cr. rec. -No.6-32 x 1/4"	2	a	
<b>254A18-19 MOULDING (REAR DOOR OUTSIDE BELT)</b>				
	See basic part number 26062			
<b>25442 BRACKET (REAR DOOR WINDOW REAR GUIDE) LOWER</b>				
B7A 5725442-A	⊕BAC-5725442-A (a)	2	53, 54, 57, 75	58/59
354666-S2	Screw-hex. washer hd. -No.12-24 x 3/8"	2	a	
<b>25470 BRACKET (REAR DOOR WINDOW GUIDE) LOWER FRONT</b>				
B8A 5725470-A	⊕BAC-5725470-A (a)	2	53, 54, 57, 75	58/59
354666-S2	Screw-hex. washer hd. -No.12-24 x 3/8"	4	a	
<b>25472 BUTTON (REAR DOOR WINDOW CHANNEL GUIDE)</b>				
B7A 5725472-A	Lower rear - nylon - ⊕BAC-5725472-A	2	53, 54, 57, 75	58/59
<b>25474-5 WEATHERSTRIP REAR DOOR OUTSIDE (UPPER REAR EXTENSION)</b>				
BAJ 5725474-B	R. H. - 11-1/4" long	1	57	57
BAJ 5725475-B	L. H. - 11-1/4" long	1	57	57
<b>25476 WEATHERSTRIP (REAR DOOR GLASS) EXTENSION RUN</b>				
BAJ 5725476-B	At extension run - 1-1/16"-x 20-3/16" for outer run - for inner run	2-6	57	57
<b>25478-9 WEATHERSTRIP (REAR DOOR INSIDE UPPER) REAR EXTENSION</b>				
BAJ 5725478-B	R. H. - 10-3/8" long	1	57	57
BAJ 5725479-B	L. H. - 10-3/8" long	1	57	57

GROUP AND PART NUMBER	DESCRIPTION, SIZE, ETC.	NO. REQ'D	MODEL OR ENGINE CUBIC INCH DISPLACEMENT	YEAR 19_____
<b>25514-5 MOULDING (REAR DOOR WINDOW GARNISH)</b>				
BAJ 5725514-BP	R. H.	1	57	57
BAJ 5725515-BP	L. H.	1	57	57
BAJ 5825514-BP	R. H.	1	58	57
BAJ 5825515-BP	L. H.	1	58	57
52360-S13	Screw-oval hd. cr. rec. -No. 8-15 x 3/4"	4	a	
<b>25532-3 MOULDING (REAR DOOR) OUTSIDE</b>				
BAK 5725532-A	R. H. - chrome finish	1	53, 57	58/59
BAK 5725533-A	L. H. - chrome finish	1	53, 57	58/59
59LK 350001-A	Kit - moulding - clip - also used on quarter Consists of the following - (5) BAK-6329128-A retainer (1) 353577-S8 retainer	2	53, 54, 57, 75	58
<b>25542-3 MOULDING (REAR DOOR OUTSIDE) TOP</b>				
BY 7325542-A	R. H. - chrome finish - 29-1/64" long (a)	1	73	56
BY 7325543-A	L. H. - chrome finish - 29-1/64" long (a)	1	73	56
64593-S8	Rivet-tubular-9/64" x 1/4"	8	a	
<b>25554-5 MOULDING (REAR DOOR OUTSIDE) BELT</b>				
BY 7325554-C	R. H. - chrome finish - 32-3/16" long	1	73	56
BY 7325555-C	L. H. - chrome finish - 32-3/16" long	1	73	56
BAJ 5725554-A	R. H.	1	57	57
BAJ 5725555-A	L. H.	1	57	57
BAJ 5825554-A	R. H.	1	58	57
BAJ 5825555-A	L. H.	1	58	57
PB8L 5725554-A	Rustless steel - 31-7/8" long - ⊕LED-BAK-5725554-A	2	53, 54, 57, 75	58
BAK 5725554-A	Rustless steel - 31-7/8" long	2	53, 54, 57, 75	58/59
LED-BAK 6329128-A	Retainer - also used on front doors - quarter and windshield	10	53, 54, 57, 75	58
<b>25556-7 MOULDING (REAR DOOR OUTSIDE) LOWER</b>				
BAJ 5825556-A	R. H. - rustless steel - 37-25/32" long (a)	1	57, 58	57
BAJ 5825557-A	L. H. - rustless steel - 37-25/32" long (a)	1	57, 58	57
BAJ 5821094-A	Retainer	10	a	
<b>25558-9 MOULDING (REAR DOOR TRIM)</b>				
BAK 5725558-A	R. H.	1	53B, 57B	58
BAK 5725559-A	L. H.	1	53B, 57B	58
BAK 7525558-A	R. H.	1	54A, 75A	58
BAK 7525559-A	L. H.	1	54A, 75A	58
PB9L 5325558-A	Upper - ⊕1017266	2	53A, 57A	59
PB9L 5425558-A	R. H. - rustless steel - 31-3/4" long - ⊕1011942	1	53, 54, 57, 75	59
PB9L 5425559-A	L. H. - rustless steel - 31-3/4" long - ⊕1011943	1	53, 54, 57, 75	59
<b>25562 RETAINER (REAR DOOR OUTSIDE MOULDING)</b>				
BAK 5725562-A	Also rear door outside moulding 25532-3 For quarter moulding - front	6	53, 54, 57, 75	58
		8	63, 65, 68	58
BAK 5725562-B	Rear door outside moulding	8	53, 57,	58
BAK 5725562-C	Rear door outside moulding	6	53, 57	58
	For quarter moulding	4	All	58
	Rear door	6	54, 75	59
	Quarter panel	8	65, 68	59
<b>25575 RETAINER (OUTSIDE MOULDING)</b>				
BY 7325575-A	Rear door outside ornament	2	73	56

GROUP AND PART NUMBER	DESCRIPTION, SIZE, ETC.	NO. REQ'D	MODEL OR ENGINE CUBIC INCH DISPLACEMENT	YEAR 19__
25578-9 MOULDING (REAR DOOR TRIM) LOWER				
BY 7325578-A	R. H. - rustless steel - 3-1/2" wide	(a) 1	73B	56
BY 7325579-A	L. H. - rustless steel - 3-1/2" wide	(a) 1	73B	56
BY 7325578-B	R. H. - rustless steel - 23/32" wide	(a) 1	73A	56
BY 7325579-B	L. H. - rustless steel - 23/32" wide	(a) 1	73A	56
BAJ 5825578-A	R. H.	(a) 1	57B, 58B	57
BAJ 5825579-A	L. H.	(a) 1	57B, 58B	57
PB9L 5425578-A	R. H. - rustless steel - 22" long - $\Phi$ 1012462	1	54, 75	59
PB9L 5425579-A	L. H. - rustless steel - 22" long - $\Phi$ 1012463	1	54, 75	59
355003-S13	Screw-oval hd. cr. rec. -No. 7-15 x 7/8"	4	a	
25596-7 WEATHERSTRIP (REAR DOOR GLASS AT BELT) OUTSIDE				
BY 7325596-A	At belt - outside	2	73	56
BAK 5725596-C	R. H. - rustless steel and rubber - 32-3/16" long	1	53, 54, 57, 75	58/59
BAK 5725597-C	L. H. - rustless steel and rubber - 32-3/16" long	1	53, 54, 57, 75	58/59
25602-3 ORNAMENT (BODY SIDE) INNER				
BAJ 5825602-B	R. H. - inner	(a) 1	57, 58	57
BAJ 5825603-B	L. H. - inner	(a) 1	57, 58	57
34053-S8	Nut-hex. hd. -No. 10-24	AR	a	
34903-S8	Lockwasher-No. 10	AR	a	
42728-S8	Screw & washer-No. 10-32 x 1/2"	2	a	
352419-S34	Stud-thread screw-No. 10-24 x 13/16"	8	a	
25604 WEATHERSTRIP (REAR DOOR GLASS AT BELT) OUTSIDE				
BY 7325604-A	Glass at belt - 28-3/4" long	2	73	56
BAJ 5825604-A	Glass at belt - 25-17/32" long	2	57, 58	57
25612-3 ORNAMENT (BODY SIDE) OUTER				
BAJ 5825612-B	R. H. - outer - rear door and quarter panel	(a) 1	All	57
BAJ 5825613-B	L. H. - outer - rear door and quarter panel	(a) 1	All	57
34053-S8	Nut-hex. hd. -No. 10-24	AR	a	
34903-S8	Lockwasher-No. 10	AR	a	
42728-S8	Screw & washer-No. 10-32 x 1/2"	2	a	
352419-S34	Stud-thread screw-No. 10-24 x 13/16"	8	a	
25616-7 ORNAMENT (BODY SIDE) DOOR				
BY 7325616-A	R. H. - chrome finish - 33-63/64" long	1	73	56
	For quarter panel	1	60, 76	56
BY 7325617-A	L. H. - chrome finish - 33-63/64" long	1	73	56
	For quarter panel	1	60, 76	56
BY 7625616-A		1	60, 76	56
BY 7625617-A		1	60, 76	56
HGK 350001-A	Kit - moulding clips - exterior Consists of the following - (12) 34053-S8 nut - hex. (12) 34903-S8 washer (6) 42119-S8 screw (12) 44713-S8 washer - flat (12) 356479-S washer - sealer (12) 358552-S100 clip assy.	1	60, 76, 73	56
25620 SPACER (REAR DOOR OUTER ORNAMENT)				
BAJ 5825620-C	Also used on quarter panel	4	All	57
25622 PLATE (BODY SIDE NAME)				
BAJ 5725622-A	"Landau" - aluminum	(a) 2	57	57
45038-S8	Nut-spring "type 1" - 1/8"	4	a	

GROUP AND PART NUMBER	DESCRIPTION, SIZE, ETC.	NO. REQ'D	MODEL OR ENGINE CUBIC INCH DISPLACEMENT	YEAR 19__
25622-3 PLATE (NAME) "PREMIER" QUARTER PANEL				
BY 7325622-A	R.H. - gold finish	(a) 1	60B,73B,76B	56
BY 7325623-A	L.H. - gold finish	(a) 1	60B,73B,76B	56
BAK 5725622-A	Aluminum	2	53B,57B,63B	58
34053-S8	Nut-hex.-No.10-24	2	a	
34903-S8	Washer-internal-No.10	2	a	
25662 KIT (MEDALLION & RETAINER "V" ORNAMENT)				
HFK 7325662-A	Consists of the following -	2	60E, 73A	56
	Rear door	2	73A,	56
	(1) BH-7325662-A medallion			
	(1) BH-7325666-B retainer assy.			
	(4) 45041-S8 nut spring			
HHK 5825662-A	Quarter panel	2	60,76	57
	Rear door	2	57, 58	57
	Consists of the following -			
	(1) BAJ-5825662-A medallion			
	(1) BAJ-5825666-A retainer			
	(4) 353577-S2 nut - sleeve type			
25670 RETAINER (BODY SIDE STONE GUARD)				
BV 7025670-A	Body side stone guard	4	All	56
25690-1 STRIP (REAR DOOR BELT INNER PANEL FINISH)				
BAJ 5725690-A	R.H. - chrome finish	1	57	57
BAK 5725690-B	R.H. - rustless steel	(a) 1	53, 54, 57, 75	58/59
BAK 5725691-B	L.H. - rustless steel	(a) 1	53, 54, 57, 75	58/59
52718-S8	Screw-pan hd. cr. rec. -No.6-18 x 3/8"	1	a	
25712 GLASS (REAR DOOR WINDOW)				
BY 7325712-A	Clear	2	73	56
BY 7325712-B	Tinted - green	2	73	56
BAJ 5725712-A	Clear	2	57	57
BAJ 5725712-B	Tinted - green	2	57	57
PB7L 5825712-A	Clear	2	58	57
PB7L 5825712-B	Tinted - green	2	58	57
BAK 5725712-A	Clear	2	57, 75	58/59
BAK 5725712-B	Tinted - green	2	57, 75	58/59
BAK 5725712-C	Clear	2	53, 54	58/59
BAK 5725712-D	Tinted - green	2	53, 54	58/59
25728 RUN (REAR DOOR GLASS) HINGE SIDE				
BY 7325728-A		2	73	56
BAJ 5825728-A		2	58	57
25736 BRACKET (REAR DOOR WINDOW) GLASS RUN				
BAJ 5725736-A	Steel - base - 1-17/32" long	(a) 2	57	57
354666-S2	Screw-hex. hd. -No.12-24 x 3/8"	2	a	
25746 RUN (REAR DOOR GLASS) LOWER REAR				
BY 7325746-A		2	73	56
25750 ROLLER (REAR DOOR WINDOW FRONT GUIDE)				
B7A 5725750-A	Lower - @BAC-5725750-A	2	53, 54, 57, 75	58/59

GROUP AND PART NUMBER	DESCRIPTION, SIZE, ETC.	NO. REQ'D	MODEL OR ENGINE CUBIC INCH DISPLACEMENT	YEAR 19
<b>25766 RUN (REAR DOOR GLASS) TOP</b>				
BY 7325766-A		2	73	56
BAJ 5825766-A		2	58	57
<b>25776 ROLLER (REAR DOOR WINDOW FRONT GUIDE UPPER)</b>				
BAJ 5725776-A	Nylon - top diameter 1" - neck diameter 7/16"	2	57	57
B7A 5725776-A	Nylon - top diameter - 1-1/64" - neck diameter 21/64" - ⊕BAC-5725776-B	2	53, 54, 57, 75	58/59
<b>25780-1 STOP (REAR DOOR WINDOW) UPPER</b>				
BAJ 5725780-C	R. H.	(a) 1	57	57
BAJ 5725781-C	L. H.	(a) 1	57	57
359031-S7	Screw & washer-hex. -hd. -No. 12-24-5/8"	4	a	
<b>25808 SLIDE (REAR DOOR WINDOW STABILIZER ARM)</b>				
BAJ 5725808-B		(a) 2	57	57
B7A 5725808-B	⊕BAC-5725808-C	(b) 2	53, 54, 57, 75	58/59
33923-S7	Nut-hex. -5/16"-24	4	a	
33923-S8	Nut-hex. -5/16"-24	2	b	
370245-S	Washer-nylon flat-5/8"	4	a	
<b>25816 STOP (REAR DOOR WINDOW)</b>				
BAK 5725816-A	Steel and rubber - cap - 5/8" dia. - upper	(a) 2	53, 54, 57, 75	58/59
34079-S8	Nut-hex. -No. 10-32	2	a	
34903-S8	Washer-internal tooth lock-No. 10	2	a	
<b>25824-5 WEATHERSTRIP (REAR DOOR) GLASS FRONT</b>				
BAJ 5725824-B	R. H. - glass - front - 15-29/32" long	1	57	57
BAJ 5725825-B	L. H. - glass - front - 15-29/32" long	1	57	57
B9LB 5725824-A	R. H. - glass front - 14-15/16" long	(a) 1	57, 75	58/59
B9LB 5725825-A	L. H. - glass front - 14/15/16" long	(a) 1	57, 75	58/59
32914-S8	Screw-pan-hd. cr. rec. -No. 6-20 x 3/8"	6	a	
<b>25860 WEATHERSTRIP (REAR DOOR) INSIDE</b>				
BAJ 5725860-A	Glass at belt - 25-61/64" long	2	57	57
<b>25886-7 BUTTON (REAR DOOR WINDOW FRONT GUIDE)</b>				
BAJ 5725886-A	R. H. - steel with nylon button	1	57	57
BAJ 5725887-A	L. H. - steel with nylon button	1	57	57
BAK 5725886-B	Steel with nylon button	2	53, 54, 57, 75	58/59
<b>25894 BUTTON (REAR DOOR WINDOW REAR GUIDE)</b>				
BAK 5725894-B	Steel with nylon button	2	53, 54, 57, 75	58/59
<b>26012-3 SPACER (REAR DOOR UPPER TRIM SUPPORT)</b>				
BAK 5726012-A	R. H. - 31-3/8" long - includes weatherstrip located at belt	(a) 1	53, 54, 57, 75	58/59
BAK 5726013-A	L. H. - 31-3/8" long - includes weatherstrip located at belt	(a) 1	53, 54, 57, 75	58/59
34938-S8	Washer-external tooth lock-No. 8	6	a	
52720-S8	Screw-pan hd. cr. rec. -No. 8-15 x 3/8"	6	a	

GROUP AND PART NUMBER	DESCRIPTION, SIZE, ETC.	NO. REQ'D	MODEL OR ENGINE CUBIC INCH DISPLACEMENT	YEAR 19__
<b>26024-5 MOULDING (REAR DOOR TRIM BELT)</b>				
BAK 5726024-B	R. H. - 33" long - rustless steel	(a) 1	57, 75	58/59
BAK 5726025-B	L. H. - 33" long - rustless steel	(a) 1	57, 75	58/59
BAK 5726024-C	R. H. - 31-3/8" long - rustless steel	(a) 1	53, 54	58/59
BAK 5726025-C	L. H. - 31-3/8" long - rustless steel	(a) 1	53, 54	58/59
BAK 6331320-A	Retainer - steel	4	a	
45112-S8	Nut-spring type-No. 16-32	4	a	
<b>26050 PLATE (REAR DOOR WINDOW UPPER REAR STOP) ANCHOR</b>				
BAK 5726050-A	Steel	(a) 2	53, 54, 57, 75	58/59
34903-S8	Washer internal tooth lock-No. 10	4	a	
50508-S8	Screw-pan hd. cr. rec. -No. 10-32 x 3/8"	4	a	
<b>26056-7 STOP (REAR DOOR WINDOW) LOWER FRONT</b>				
BAK 5726056-B	R. H.	(a) 1	53, 54, 57, 75	58/59
BAK 5726057-B	L. H.	(a) 1	53, 54, 57, 75	58/59
52721-S8	Screw-pan hd. cr. rec. tap. -No. 10-12 x 3/8"	4	a	
<b>26062 MOULDING (REAR DOOR OUTSIDE BELT)</b>				
COLB 57254A18-A	R. H. - rustless steel - 31-7/8" long	(a) 1	53, 54, 57, 75	58/59
COLB 57254A19-A	L. H. - rustless steel - 31-7/8" long	(a) 1	53, 54, 57, 75	58/59
353577-S2	Nut-sleeve type-1/8"	AR	a	
<b>26080-1 DRIVE (REAR DOOR WINDOW REGULATOR)</b>				
BAK 5726081-B	R. H. - quarter window - type "B"	1	63, 65, 68	58/59
	R. H. - rear door	1	53, 54, 57, 75	58/59
BAK 5726080-B	L. H. - quarter window - type "B"	1	63, 65, 68	58/59
	L. H. - rear door	1	53, 54, 57, 75	58/59
<b>26192-3 BRACKET (REAR DOOR WINDOW CENTER GUIDE) ANCHOR</b>				
BAK 5726192-A	R. H.	(a) 1	53, 54, 57, 75	58/59
BAK 5726193-A	L. H.	(a) 1	53, 54, 57, 75	58/59
354666-S2	Screw-hex. washer hd. -No. 12-24 x 3/8"	4	a	
<b>26216-7 GUIDE (REAR DOOR WINDOW)</b>				
BAJ 5726216-B	R. H. - steel	(a) 1	57	57
BAJ 5726217-B	L. H. - steel	(a) 1	57	57
33800-S8	Nut-hex. -3/8-24	2	a	
44726-S8	Washer-flat. 3/8"	2	a	
354666-S2	Screw-hex. -hd. -No. 12-24 x 3/8"	AR	a	
355772-S8	Screw-set-3/8"-24	2	a	
<b>26216-7 GUIDE (REAR DOOR WINDOW) FRONT</b>				
BAK 5726216-A	R. H.	(a) 1	53, 54, 57, 75	58/59
BAK 5726217-A	L. H.	(a) 1	53, 54, 57, 75	58/59
354666-S2	Screw-hex. washer hd. -No. 12-24 x 3/8"	4	a	
<b>26218-9 FRAME &amp; RUN (REAR DOOR GLASS)</b>				
BY 7326218-A	R. H.	(a) 1	73	56
BY 7326219-A	L. H.	(a) 1	73	56
42904-S8	Screw & washer-hex. -1/4"-28 x 5/8"	AR	a	
<b>26220-1 FRAME (REAR DOOR GLASS)</b>				
BAJ 5726220-A	Upper and rear	(a) 2	57	57
BAJ 5826220-A	R. H. - less run	1	58	57
BAJ 5826221-A	L. H. - less run	1	58	57
358680-S8	Nut-sleeve type-No. 8-32 x 5/16"	2	a	
<b>26222-3 GUIDE (REAR DOOR WINDOW) REAR</b>				
BAK 5726222-A	R. H.	(a) 1	53, 54, 57, 75	58/59
BAK 5726223-A	L. H.	(a) 1	53, 54, 57, 75	58/59
354666-S2	Screw-hex. washer hd. -No. 12-24 x 3/8"	6	a	

GROUP AND PART NUMBER	DESCRIPTION, SIZE, ETC.	NO. REQ'D	MODEL OR ENGINE CUBIC INCH DISPLACEMENT	YEAR 19__
<b>26228-9 CHANNEL (REAR DOOR WINDOW GLASS)</b>				
BY 7326228-A	R. H.	1	73	56
BY 7326229-A	L. H.	1	73	56
BAJ 5726228-B	R. H.	1	57	57
BAJ 5726229-B	L. H.	1	57	57
BAJ 5726228-C	R. H. - includes button and roller	1	57	57
BAJ 5726229-C	L. H. - includes button and roller	1	57	57
BAJ 5826228-A	R. H.	1	58	57
BAJ 5826229-A	L. H.	1	58	57
BAK 5726228-A	R. H. - lower - chrome finish	1	57, 75	58/59
BAK 5726229-A	L. H. - lower - chrome finish	1	57, 75	58/59
BAK 5726228-B	R. H. - lower - chrome finish	1	53, 54	58/59
BAK 5726229-B	L. H. - lower - chrome finish	1	53, 54	58/59
<b>26242 FRAME (REAR DOOR GLASS) UPPER</b>				
BAK 5726242-A	Upper - chrome finish	(a) 2	57, 75	58/59
BAK 5726242-B	Upper - chrome finish	(a) 2	53, 54	58/59
358753-SL3	Screw-oval hd. -No. 8-32 x 5/16"	10	a	
<b>26256-7 ARM (REAR DOOR WINDOW STABILIZER)</b>				
BAJ 5726256-D	R. H.	(a) 1	57	57
BAJ 5726257-D	L. H.	(a) 1	57	57
33923-S7	Nut-hex. -5/16"-24	4	a	
370245-S	Washer-nylon flat-5/8"	4	a	
<b>26286 REINFORCEMENT (REAR DOOR GLASS FRAME) LOWER-REAR</b>				
BAK 5726286-A	Steel	2	53, 54, 57, 75	58/59
<b>26290 REINFORCEMENT (REAR DOOR GLASS FRAME) UPPER FRONT</b>				
BAJ 5726290-A	Steel	(a) 2	57	57
BAK 5726290-B	Steel	(b) 2	53, 54, 57, 75	58/59
50691-S8	Screw & washer-No. 6-32 x 3/8"	4	a	
359987-S8	Screw-pan hd. cr. rec. -No. 8-32 x 1/2"	2	b	
<b>26296 BRACKET (REAR DOOR WINDOW REGULATOR EQUALIZER ARM)</b>				
BY 7326296-A		(a) 2	73	56
		(a) 2	57, 58	57
354666-S2	Screw-hex. hd. -No. 12-24 x 3/8"	4	a	
<b>26392-3 GUIDE (REAR DOOR WINDOW CENTER)</b>				
BAK 5726392-B	R. H.	(a) 1	53, 54, 57, 75	58/59
BAK 5726393-B	L. H.	(a) 1	53, 54, 57, 75	58/59
354666-S2	Screw-hex. -washer hd. -No. 12-24 x 3/8"	6	a	
<b>26404-5 REMOTE CONTROL &amp; LINK (REAR DOOR LOCK)</b>				
BAJ 5826404-B	R. H. - remote control only	(a) 1	57, 58	57
BAJ 5826405-B	L. H. - remote control only	(a) 1	57, 58	57
BAK 5726404-A	R. H.	(a) 1	53, 54, 57, 75	58
BAK 5726405-A	L. H.	(a) 1	53, 54, 57, 75	58
BAK 5726404-B	R. H.	1	53, 54, 57, 75	58/59
BAK 5726405-B	L. H.	1	53, 54, 57, 75	58/59
354666-S2	Screw-hex. hd. -No. 12-24 x 3/8"	6	a	
<b>26410-1 BUTTON &amp; PIN (REAR DOOR OUTSIDE HANDLE)</b>				
BAJ 5826410-A	R. H. - rear door	1	57, 58	57
BAJ 5826411-A	L. H. - rear door	1	57, 58	57
COLB 5726686-A	R. H. - rear door	1	53, 54, 57, 75	58/59
COLB 5726687-A	L. H. - rear door	1	53, 54, 57, 75	58/59

GROUP AND PART NUMBER	DESCRIPTION, SIZE, ETC.	NO. REQ'D	MODEL OR ENGINE CUBIC INCH DISPLACEMENT	YEAR 19__
<b>26412-3 LOCK (REAR DOOR)</b>				
B6A 7326413-B	L. H. - @BJ-7326413-A	(a) 1	73	56
BAJ 5826412-A	R. H.	(a) 1	57, 58	57
BAJ 5826413-A	L. H.	(a) 1	57, 58	57
B9LB 5726412-A	R. H.	(a) 1	53, 54, 57, 75	58/59
B9LB 5726413-A	L. H.	(a) 1	53, 54, 57, 75	58/59
353908-S7	Screw and washer-flat head-No. 12-24 x 7/16"	6	a	
<b>26420-1 LINK (REAR DOOR LOCK CONTROL ROD)</b>				
BAJ 5826420-B	R. H. - link only - 30" long	(a, b) 1	57, 58	57
BAJ 5826421-B	L. H. - link only - 30" long	(a, b) 1	57, 58	57
BAK 5726420-C	R. H. - steel - 25-7/8" long	(a) 1	53, 54, 57, 75	58/59
BAK 5726421-C	L. H. - steel - 25-7/8" long	(a) 1	53, 54, 57, 75	58/59
89565-S8	Screw-set-No. 8-32 x 1/4"	2	b	
358393-S2	Clip	2	a	
<b>26428-9 BELLCRANK (REAR DOOR LOCK CONTROL KNOB)</b>				
BAJ 5826428-A	R. H.	(a) 1	57, 58	57
BAJ 5826429-A	L. H.	(a) 1	57, 58	57
51866-S8	Screw-pan hd. cr. rec. -No. 10-32 x 1/2"	2	a	
353908-S8	Screw and washer assy. -No. 12-24 x 7/16"	2	a	
354666-S2	Screw-hex. hd.-No. 12-24 x 3/8"	4	a	
<b>26432-3 RETAINER (REAR DOOR OUTSIDE HANDLE BUTTON)</b>				
BAK 5726432-B		(a) 2	53, 54, 57, 75	58/59
50802-S8	Screw & washer-pan-hd. cr. rec. -No. 6-32 x 3/8"	2	a	
<b>26442-3 LINK (REAR DOOR LOCK REMOTE CONTROL)</b>				
BAK 5726442-C	R. H. - steel - 15-5/16" long	1	53, 54, 57, 75	58/59
BAK 5726443-C	L. H. - steel - 15-5/16" long	1	53, 54, 57, 75	58/59
<b>26448 BELLCRANK (REAR DOOR LOCK)</b>				
BAK 5726448-A		(a) 2	53, 54, 57, 75	58/59
356296-S2	Spring-special-5/16"	1	a	
358390-S8	Bolt-hex. shoulder-No. 12-24	1	a	
<b>26458-9 CLIP (FRONT DOOR LOCK CONTROL LINK) RETAINING</b>				
B7A 7326458-A	R. H. - @BAC-7326458-A	1	60, 76	57
	For rear door	4	57, 58	57
	For rear door	1	53, 54, 57, 58, 75	58/59
B7A 7326459-A	L. H. - @BAC-7326459-A	1	60, 76	57
	Rear door	1	53, 54, 57, 75	59
BAJ 5826458-A	Front door	2	All	58/59
<b>26460-1 ROD (REAR DOOR LOCK) PUSH BUTTON</b>				
BAK 5726460-A	R. H. - steel - 4-7/32" long	1	53, 54, 57, 75	58/59
BAK 5726461-A	L. H. - steel - 4-7/32" long	1	53, 54, 57, 75	58/59
<b>26478-9 BELLCRANK (REAR DOOR LOCK CONTROL)</b>				
BAJ 5826478-D	R. H.	(a) 1	57, 58	57
BAJ 5826479-D	L. H.	(a) 1	57, 58	57
51866-S8	Screw-pan hd. cr. rec. -No. 10-32 x 1/2"	2	a	
353908-S8	Screw and washer assy. -No. 12-24 x 7/16"	2	a	
354666-S2	Screw-hex. hd. -No. 12-24 x 3/8"	4	a	
<b>26484-5 BRACKET (REAR DOOR LOCK CONTROL REAR BELLCRANK PIVOT)</b>				
B9LB 5726484-A	R. H.	(a) 1	53, 54, 57, 75	58/59
B9LB 5726485-A	L. H.	(a) 1	53, 54, 57, 75	58/59
51757-S8	Screw-pan hd. cr. rec. -No. 10-32 x 3/8"	2	a	
354666-S2	Screw-hex. washer hd. -No. 12-24 x 3/8"	2	a	



GROUP AND PART NUMBER	DESCRIPTION, SIZE, ETC.	NO. REQ'D	MODEL OR ENGINE CUBIC INCH DISPLACEMENT	YEAR 19__
26490 LINK (REAR DOOR LOCK CONTROL) REAR				
BAK 5726490-A	Steel - 3-1/2" long	2	53, 54, 57, 75	58/59
26498 LINK (REAR DOOR LOCK REMOTE CONTROL) REAR				
BAK 5726498-A	Steel - 4-7/32" long	2	53, 54, 57, 75	58/59
26542 STUD (REAR DOOR WINDOW CENTER GUIDE RETAINER CLIP)				
BAE 5726542-A		2	53, 54, 57, 75	58
26500-1 HANDLE (REAR DOOR OUTSIDE)				
BAJ 5826600-A	R. H.	(a) 1	57, 58	57
BAJ 5826601-A	L. H.	(a) 1	57, 58	57
34903-S8	Lockwasher-int. tooth-No. 10	4	a	
50508-S8	Screw-pan hd. cr. rec. -No. 10-32 x 3/8"	4	a	
26608 BUMPER (DOOR LOCK REMOTE CONTROL ROD LEVER)				
BAK 5726608-A	Front door - rubber - 13/32" O.D.	2	All	58/59
	For rear door - rubber	2	53, 54, 57, 75	58/59
26636 LINK (REAR DOOR LOCK AUXILIARY BELLCRANK TO SOLENOID)				
BAK 5726636-B		2	53, 54, 57, 75	58
PB9L 5326636-A	Steel - 14-7/8" long	2	53, 54, 57, 75	59
26638 PAD (FRONT DOOR OUTSIDE HANDLE) SMALL				
BAJ 5326638-A	Rubber - also used on rear door	2	57, 58	57
26640 PAD (REAR DOOR OUTSIDE HANDLE) LARGE				
BAJ 5826640-A		2	57, 58	57
26652 BRACKET (REAR DOOR LOCK CONTROL SOLENOID MOUNTING)				
PB9L 5326652-A	Use with electric door lock	2	53, 54, 57, 75	59
26660 PLATE (REAR DOOR WINDOW STABILIZER ARM MOUNTING)				
COLB 57270A04-A		(a) 2	53, 57, 75	58
		2	53, 54, 57, 75	59
354666-S2	Screw-hex. washer hd. -No. 12-24 x 3/8"	4	a	
26800-1 HINGE (REAR DOOR) UPPER				
B5A 7326800-B	R. H. - upper - @BN-7326800-B	(b) 1	73	56
B5A 7326801-B	L. H. - upper - @BN-7326801-B	(b) 1	73	56
BAJ 5826800-B	R. H. - upper	(c) 1	57, 58	57
BAJ 5826801-B	L. H. - upper	(c) 1	57, 58	57
BAK 5726800-A	R. H. - upper	(a) 1	53, 54, 57, 75	58/59
BAK 5726801-A	L. H. - upper	(a) 1	53, 54, 57, 75	58/59
34079-S7	Nut-hex. -No. 10-32	2	b	
352158-S2	Screw-hex. hd. -5/16"-24 x 11/16"	12	b	
358744-S	Washer-flat 5/16"	2	c	
359006-S2	Screw and washer-5/16"-24	6	c	
370424-S7	Bolt and washer-hex. hd. -3/8"-24 x 1-19/64"	6	a	
370425-S7	Bolt and washer-hex. hd. -3/8"-24 x 53/64"	6	a	
26802-3 HINGE & CHECK (REAR DOOR) LOWER				
COLB 5726802-A	R. H. - lower - includes door check	(a) 1	53, 54, 57, 75	58/59
COLB 5726803-A	L. H. - lower - includes door check	(a) 1	53, 54, 57, 75	58/59
370424-S7	Bolt and washer-hex. hd. -3/8"-24 x 1-19/64"	6	a	
370425-S7	Bolt and washer-hex. hd. -3/8"-24 x 53/64"	6	a	
26804-5 LINK (REAR DOOR CHECK) ON HINGE				
B7A 7326804-A	R. H. - lower - @BAC-7326804-A	1	57, 58	57
		(a) 1	53, 54, 57, 75	58/59
B7A 7326805-A	L. H. - lower - @BAC-7326804-A	1	57, 58	57
		(a) 1	53, 54, 57, 75	58/59
34028-S8	Nut-hex. castle and slotted-1/4"-28	4	a	
358744-S	Washer-flat-5/16"	2	a	

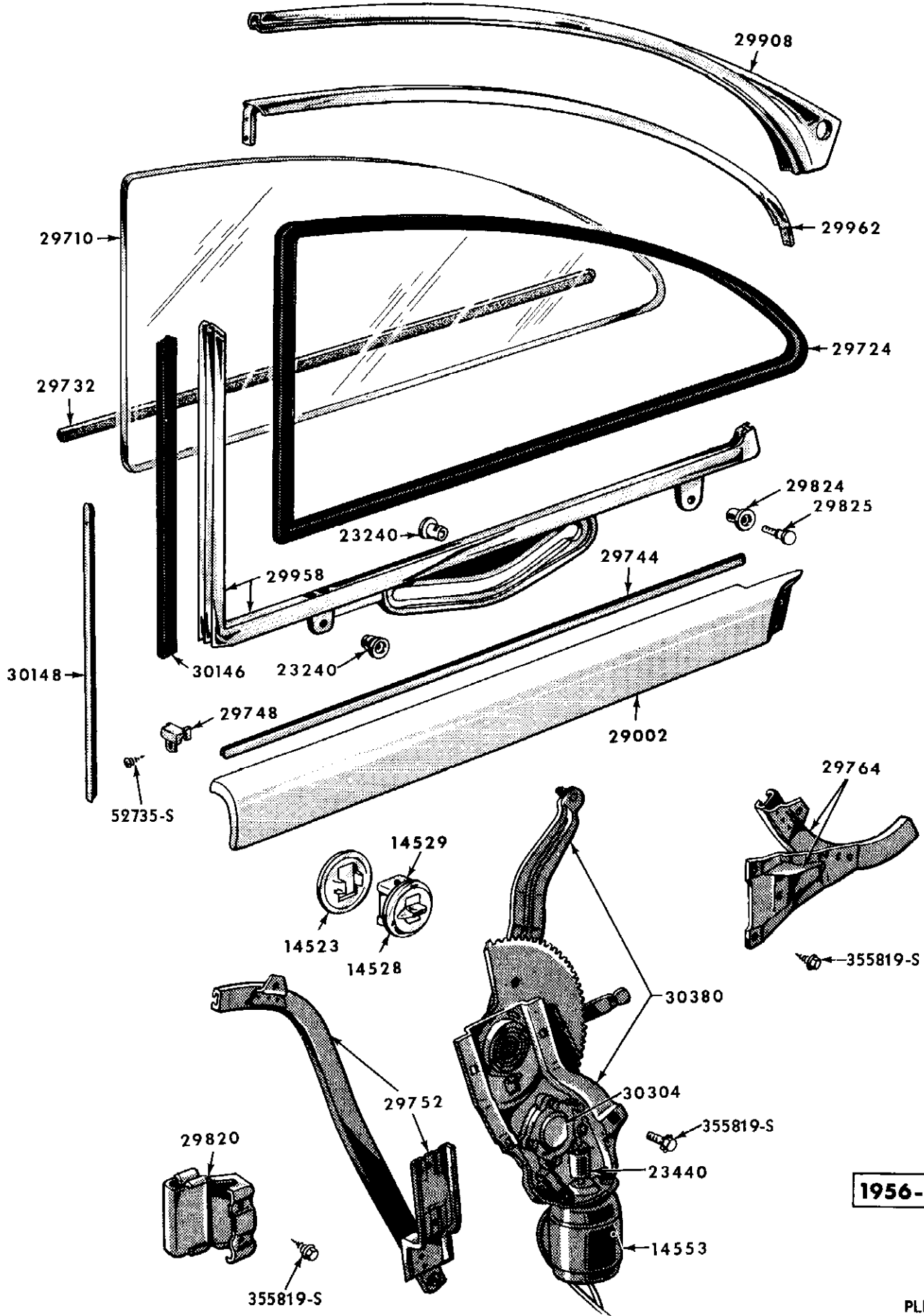
GROUP AND PART NUMBER	DESCRIPTION, SIZE, ETC.	NO. REQ'D	MODEL OR ENGINE CUBIC INCH DISPLACEMENT	YEAR 19__
<b>26810-1 HINGE (REAR DOOR) LOWER</b>				
BY 7326810-A	R. H.	(b) 1	73	56
BY 7326811-A	L. H.	(b) 1	73	56
BAJ 5826810-B	R. H.	(c) 1	57, 58	57
BAJ 5826811-B	L. H.	(c) 1	57, 58	57
34079-S7	Nut-hex. -No. 10-32	2	b	
352158-S2	Screw-hex. hd. -5/16"-24 x 11/16"	12	b	
358744-S	Washer-flat-5/16"	2	c	
359006-S2	Screw and washer-5/16"-24	6	c	
<b>26832 PIN (REAR DOOR HINGE)</b>				
BAK 5726832-A	Upper - steel - 3-1/8" long	2	53, 54, 57, 75	58/59
<b>26833 SPRING (REAR DOOR CHECK ON LOWER HINGE)</b>				
B7A 7326833-A	Spring steel wire - (9-1/2") coils - free length 1-29/32" - $\oplus$ BAC-7326833-B	(a) 2	57, 58	57
		(a) 2	53, 54, 57, 75	58/59
358745-S8	Washer-cup-11/64" x 1/2"	2	a	
<b>26860 PIN (REAR DOOR HINGE) LOWER</b>				
B7A 7326860-A	Lower - steel - 2-7/8" long - $\oplus$ BAC-7326860-A	4	57, 58	57
		2	53, 54, 57, 75	58
<b>26870 GLASS (REAR DOOR VENTILATOR WINDOW)</b>				
BAJ 5826870-C	Clear	2	58	57
BAJ 5826870-D	Tinted - green	2	58	57
<b>26882-4 RUN (REAR DOOR VENTILATOR WINDOW DIVISION BAR)</b>				
BAJ 5826882-A	R. H. - lower	(a) 1	58	57
BAJ 5826883-A	L. H. - lower	(a) 1	58	57
BAJ 5826884-A	Upper	(a) 2	58	57
354666-S2	Screw-hex. -hd. -No. 12-24 x 3/8"	AR	a	
<b>26894-5 WEATHERSTRIP (REAR DOOR VENTILATOR WINDOW)</b>				
BAJ 5826894-A	Steel and rubber	(a) 1	58	57
BAJ 5826895-A	Steel and rubber	(a) 1	58	57
51754-S8	Screw-pan hd. cr. rec. -No. 6-32 x 3/8"	12	a	
<b>26898-9 FRAME (REAR DOOR VENTILATOR WINDOW)</b>				
BAJ 5826898-B	R. H.	1	58	57
BAJ 5826899-B	L. H.	1	58	57
<b>26906 WEATHERSTRIP (REAR DOOR VENTILATOR WINDOW DIVISION BAR)</b>				
BAJ 5826906-A	11-15/32" long	2	58	57
<b>26932-3 HANDLE (REAR DOOR VENT WINDOW)</b>				
BAJ 5826932-B	R. H.	(a) 1	58	57
BAJ 5826933-B	L. H.	1	58	57
353875-S7	Pin-3/32" dia.	2	a	
<b>26936-7 FRAME &amp; VENTILATOR WINDOW (REAR DOOR) LESS GLASS</b>				
BAJ 5826936-B	R. H.	(a) 1	58	57
BAJ 5826937-B	L. H.	(a) 1	58	57
33800-S8	Nut-hex. -3/8"-24	2	a	
351405-S7	Washer-plain	2	a	
354357-S8	Screw-pan-hd. -No. 1/4"-28	2	a	
354666-S2	Screw-hex. -hd. -No. 12-24 x 3/8"	2	a	



GROUP AND PART NUMBER	DESCRIPTION, SIZE, ETC.	NO. REQ'D	MODEL OR ENGINE CUBIC INCH DISPLACEMENT	YEAR 19__
<b>27000-1 REGULATOR (REAR DOOR WINDOW) MANUAL</b>				
BY 7327000-A	R.H. - manual control	(a) 1	73	56
BY 7327001-A	L.H. - manual control	(a) 1	73	56
BAJ 5827000-A	R.H. - manual control	(a) 1	57A, 58A	57
BAJ 5827001-A	L.H. - manual control	(a) 1	57A, 58A	57
COLB 5727000-A	R.H. - manual control	(a) 1	53A, 57A	58/59
COLB 5727001-A	L.H. - manual control	(a) 1	53A, 57A	58/59
355819-S8	Screw and washer-hex. hd. -No. 12-24 x 7/16"	8	a	
<b>270A04 PLATE (REAR DOOR WINDOW STABILIZER ARM MOUNTING)</b>				
	See basic part number 26660			
<b>27008-9 REGULATOR (REAR DOOR WINDOW) ELECTRIC</b>				
BY 7327008-A	R.H. - electric control - less motor and drive	(a) 1	73	56
	R.H.	(a) 1	57, 58	57
BY 7327009-A	L.H. - electric control - less motor and drive	(a) 1	73	56
	L.H.	(a) 1	57, 58	57
BAK 5727008-A	R.H. - less motor and drive - type A	(a) 1	53, 54, 57, 75	58
BAK 5727009-A	L.H. - less motor and drive - type A	(a) 1	53, 54, 57, 75	58
BAK 5727008-B	R.H. - less motor and drive - type B	1	53, 54, 57, 75	58/59
BAK 5727009-B	L.H. - less motor and drive - type B	1	53, 54, 57, 75	58/59
355819-S8	Screw and washer-hex. hd. -No. 12-24 x 7/16"	8	a	
<b>27048 SPRING (FRONT DOOR WINDOW REGULATOR-COUNTER BALANCE)</b>				
COLB 5727048-A	Rear door - manual regulator	2	53A, 57A	58/59
<b>27070 STOP (REAR DOOR WINDOW) LOWER</b>				
BAK 5727070-A		(a) 2	53, 54, 57, 75	58/59
359031-S7	Screw and washer-hex. hd. -No. 12-24 x 5/8"	4	a	
<b>27076 SUPPORT (REAR DOOR WINDOW) LOWER STOP BRACKET</b>				
BAJ 5827076-A	Steel - 10-3/4" x 2"	(a) 2	57, 58	57
354666-S2	Screw-hex. hd. -No. 12-24 x 3/8"	4	a	
<b>27130 BUMPER (REAR DOOR WINDOW LOWER) REAR</b>				
BAK 5727130-A		(a) 2	53, 54, 57, 75	58/59
34938-S8	Lockwasher external-No. 8	4	a	
50398-S13	Screw-oval hd. cr. rec. -No. 8-32 x 1/2"	4	a	
<b>27200 CHECK (REAR DOOR)</b>				
B5A 7327200-B		2	73	56
<b>27204 ARM (REAR DOOR CHECK)</b>				
BY 7327204-A		2	73	56
<b>27234 BRACKET (REAR DOOR WINDOW REGULATOR MOTOR)</b>				
BAK 5727234-A		2	53, 54, 57, 75	58/59

GROUP AND PART NUMBER	DESCRIPTION, SIZE, ETC.	NO REQ'D	MODEL OR ENGINE CUBIC INCH DISPLACEMENT	YEAR 19__
27534 BRACKET (REAR DOOR ARM REST ATTACHING FRONT)				
B9LB 5727534-A	Steel	2	53,54,57,75	58/59
27536 BRACKET (QUARTER ARM REST ATTACHING) REAR				
BAK 5727536-B	Steel - rear door arm rest attaching	2	53,54,57,75	58
		2	63,65	59
27766-7 MOULDING (QUARTER PANEL LOWER REAR EDGE)				
BAK 6827766-A	R.H. - rustless steel	1	54,65,68,75	58/59
BAK 6827767-A	L.H. - rustless steel	1	54,65,68,75	58/59

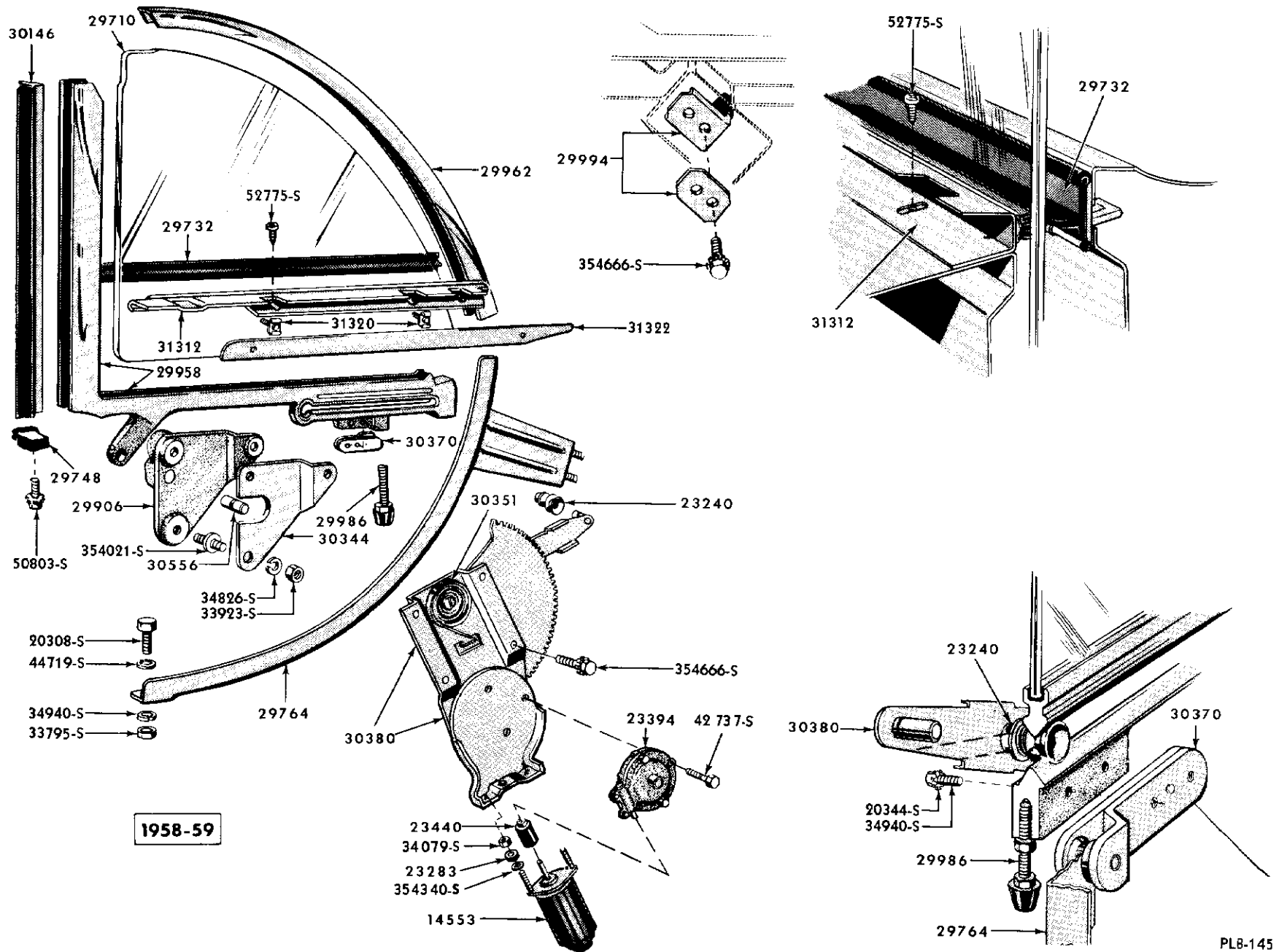
**MEMO**



1956-57

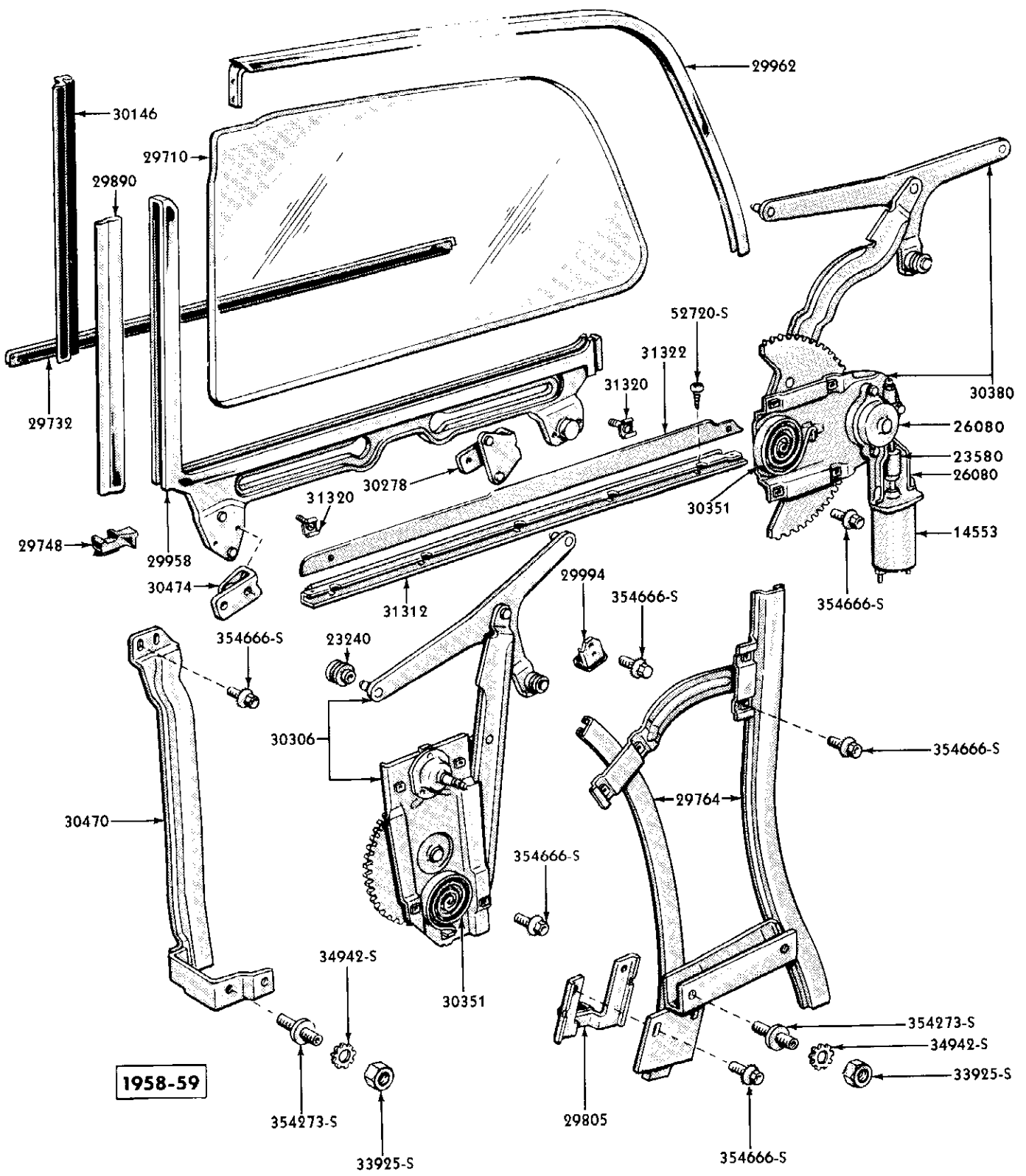
QUARTER WINDOW PARTS

559



PLB-145

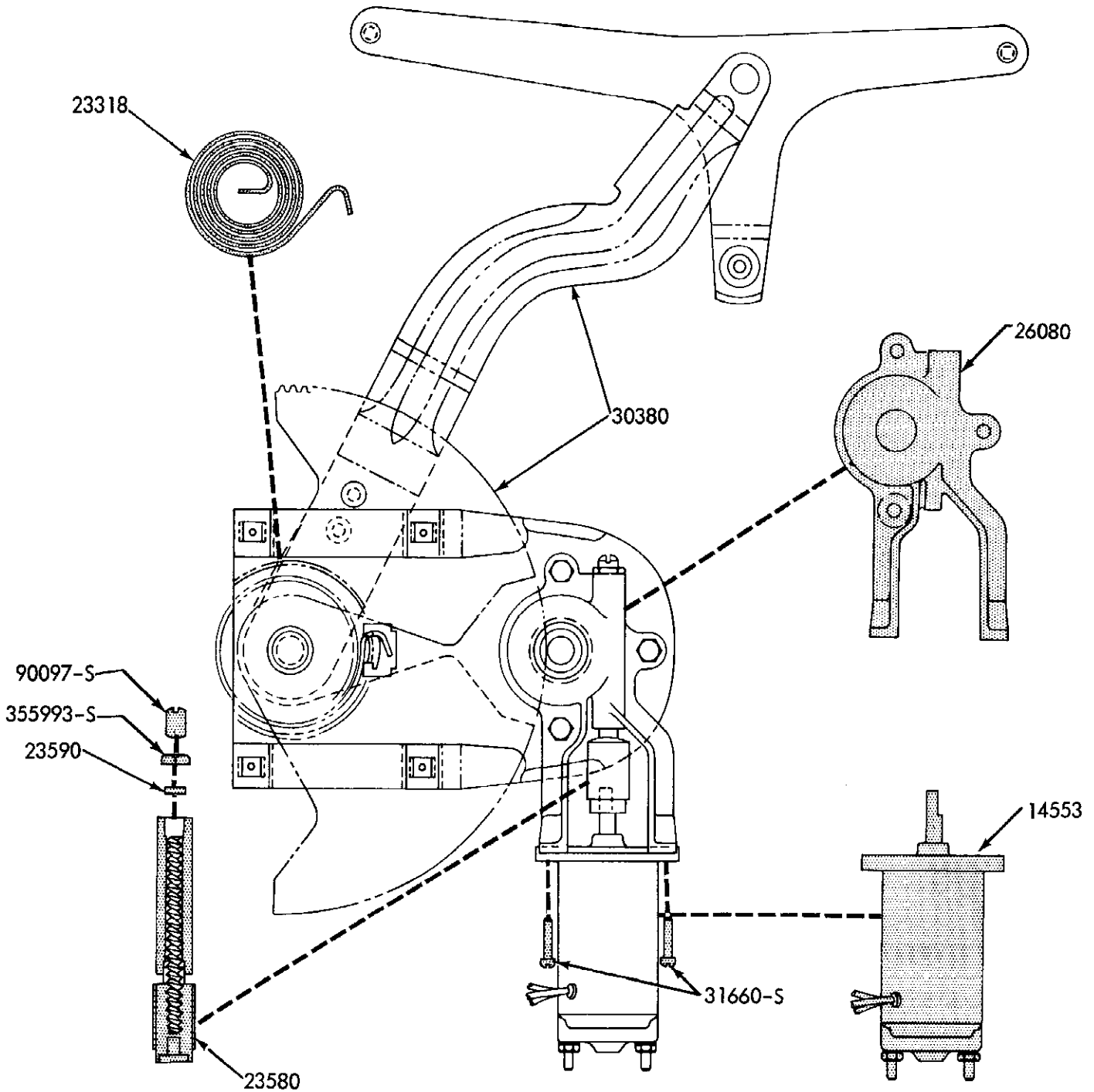
QUARTER WINDOW PARTS - BODY TYPE 68



PLB-482

QUARTER WINDOW PARTS - BODY TYPES 63 & 65

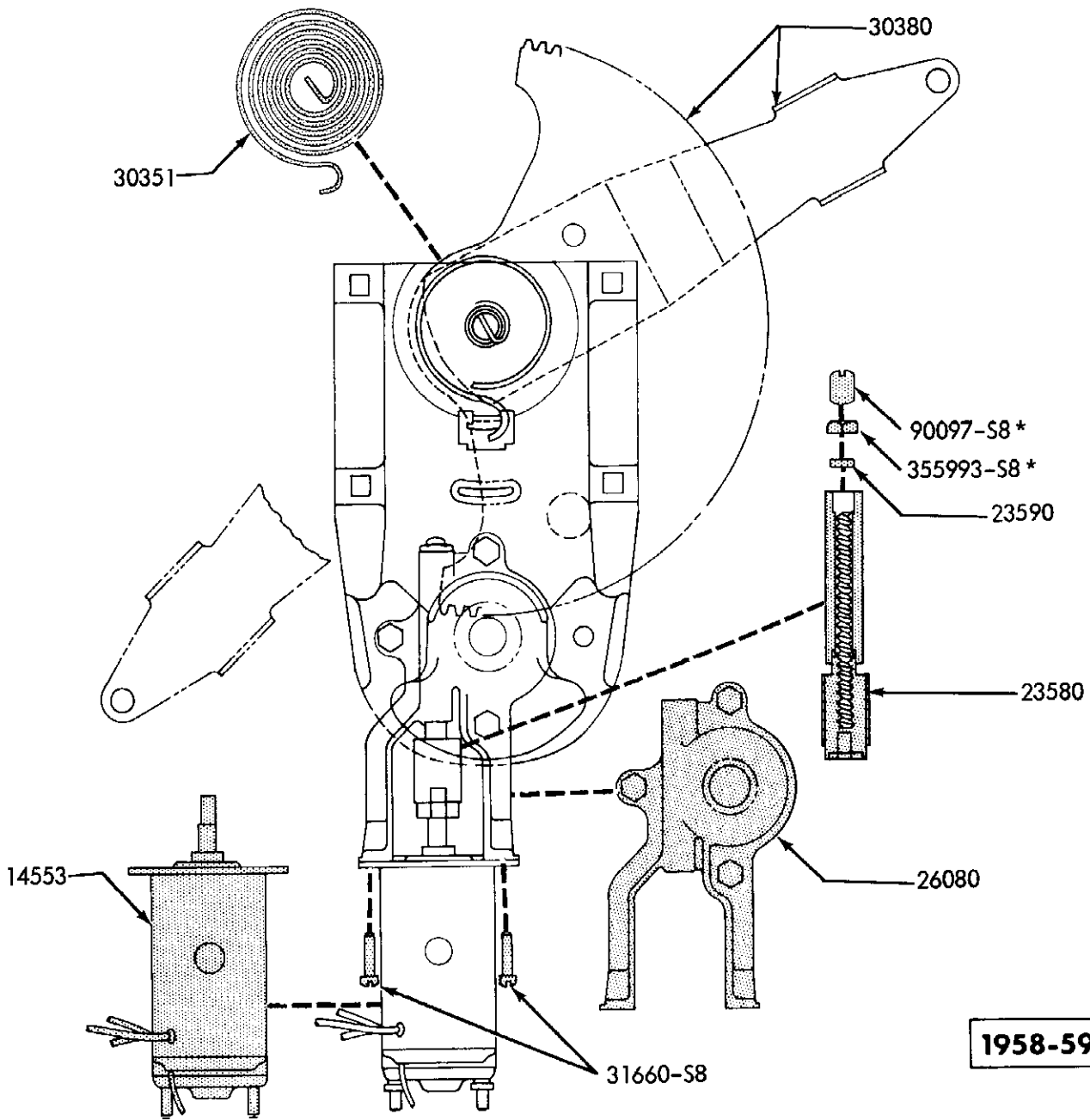




1958-59

TL-1

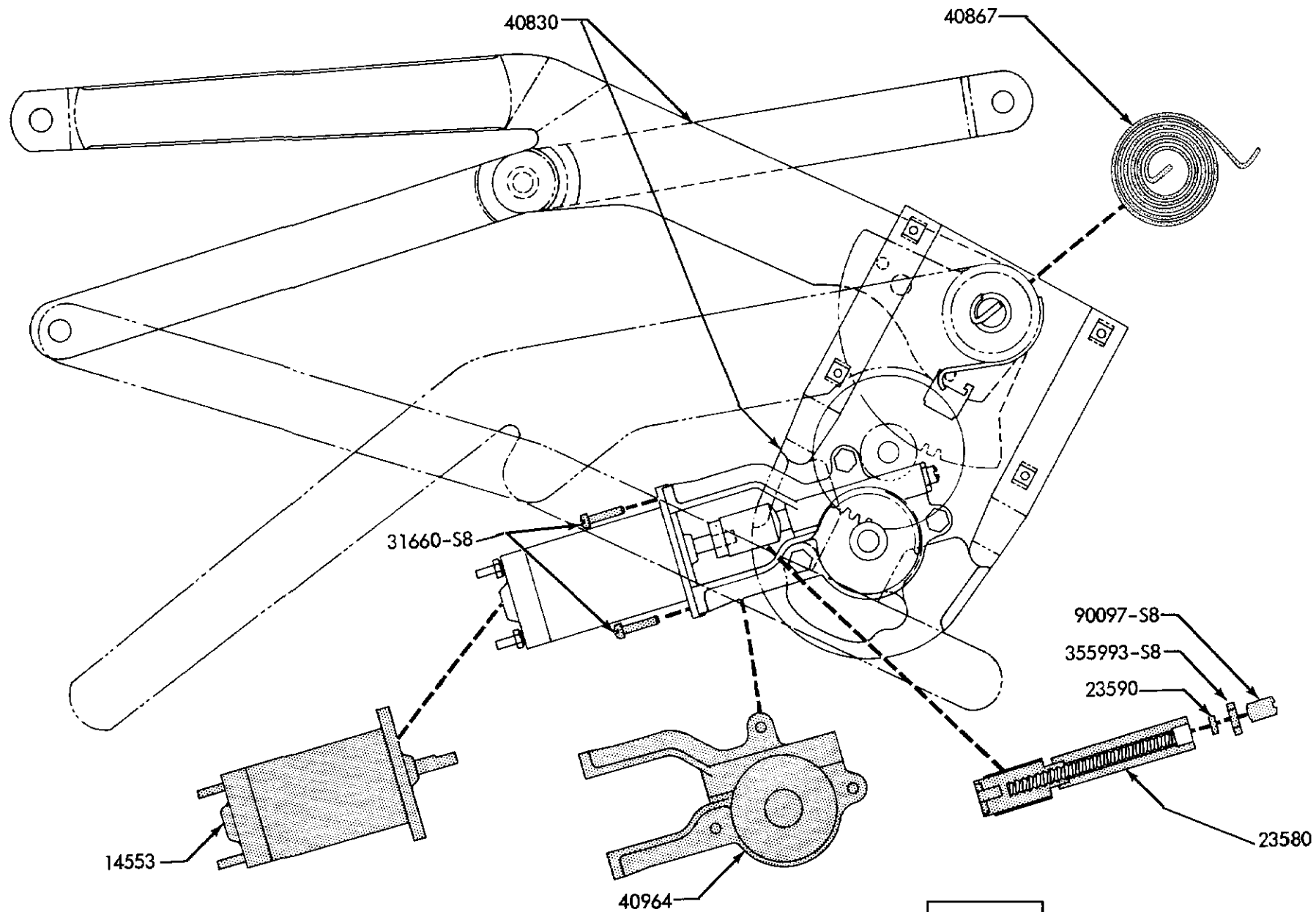
QUARTER WINDOW ELECTRIC REGULATOR - BODY TYPE 68



**1958-59**

\* ALSO AVAILABLE IN BAK-5726080-1-B

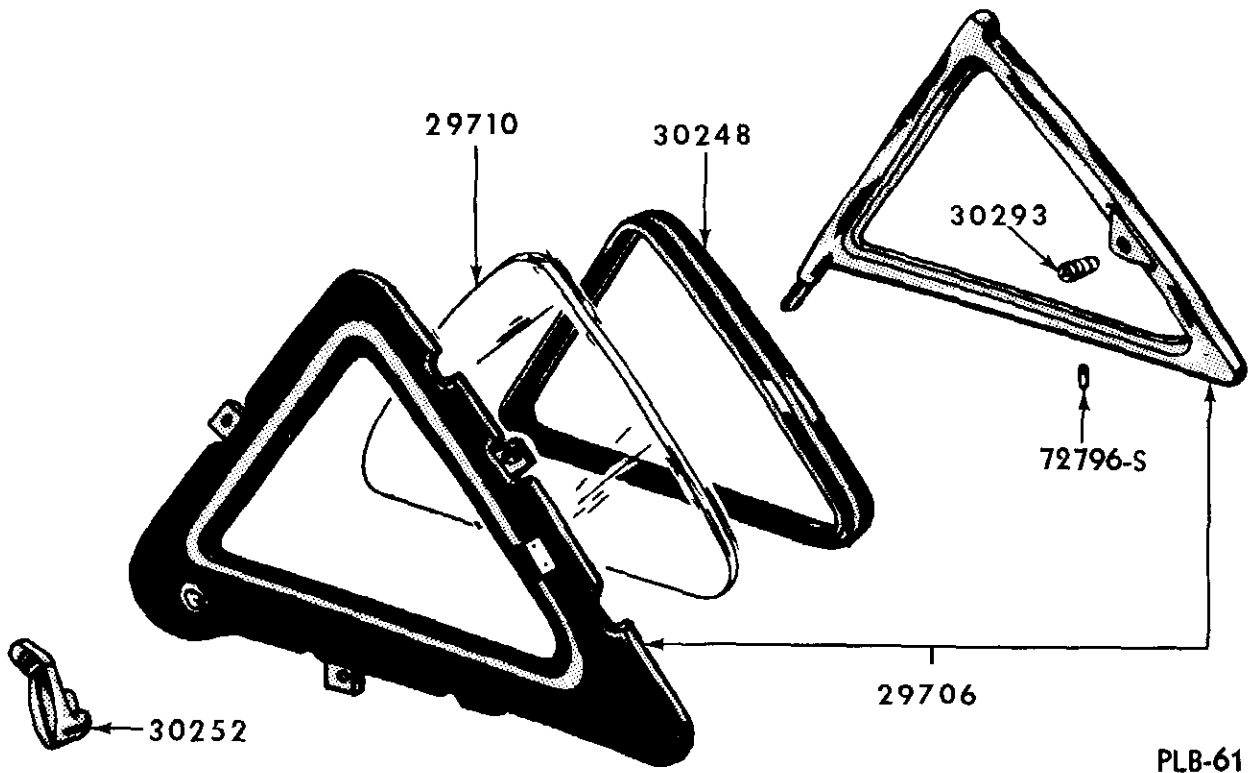
**QUARTER WINDOW ELECTRIC REGULATOR - BODY TYPES 63 & 65**



1958-59

TL-3

QUARTER WINDOW ELECTRIC REGULATOR - BODY TYPES 54, 65 & 75

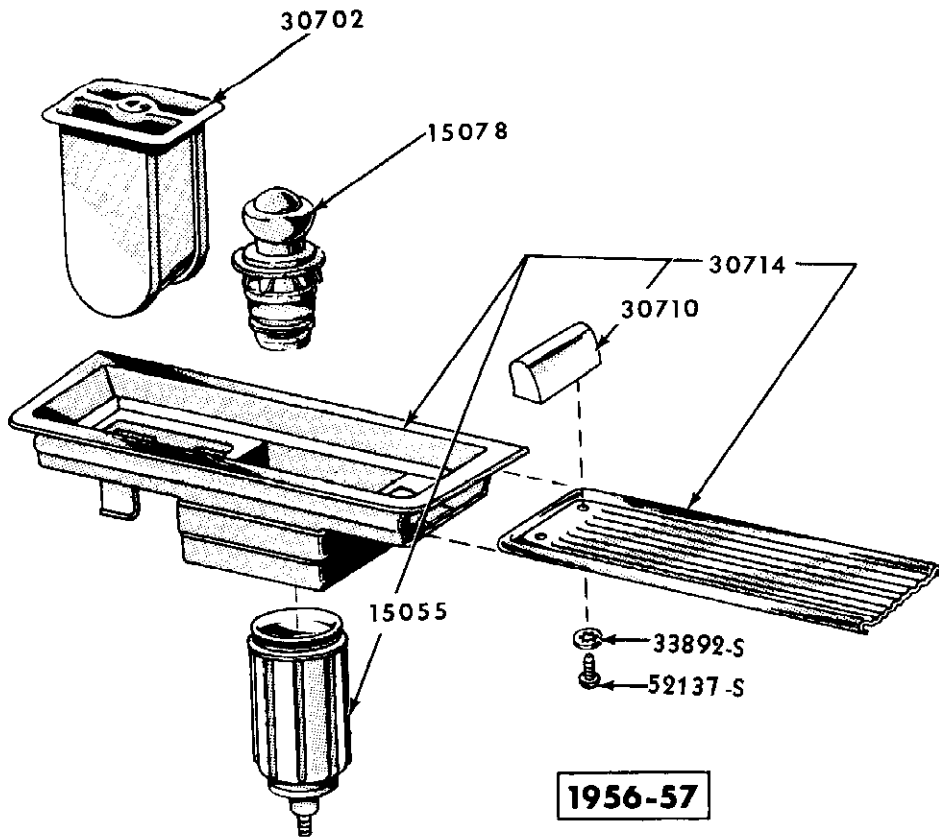


**1956 LINCOLN**

PLB-61

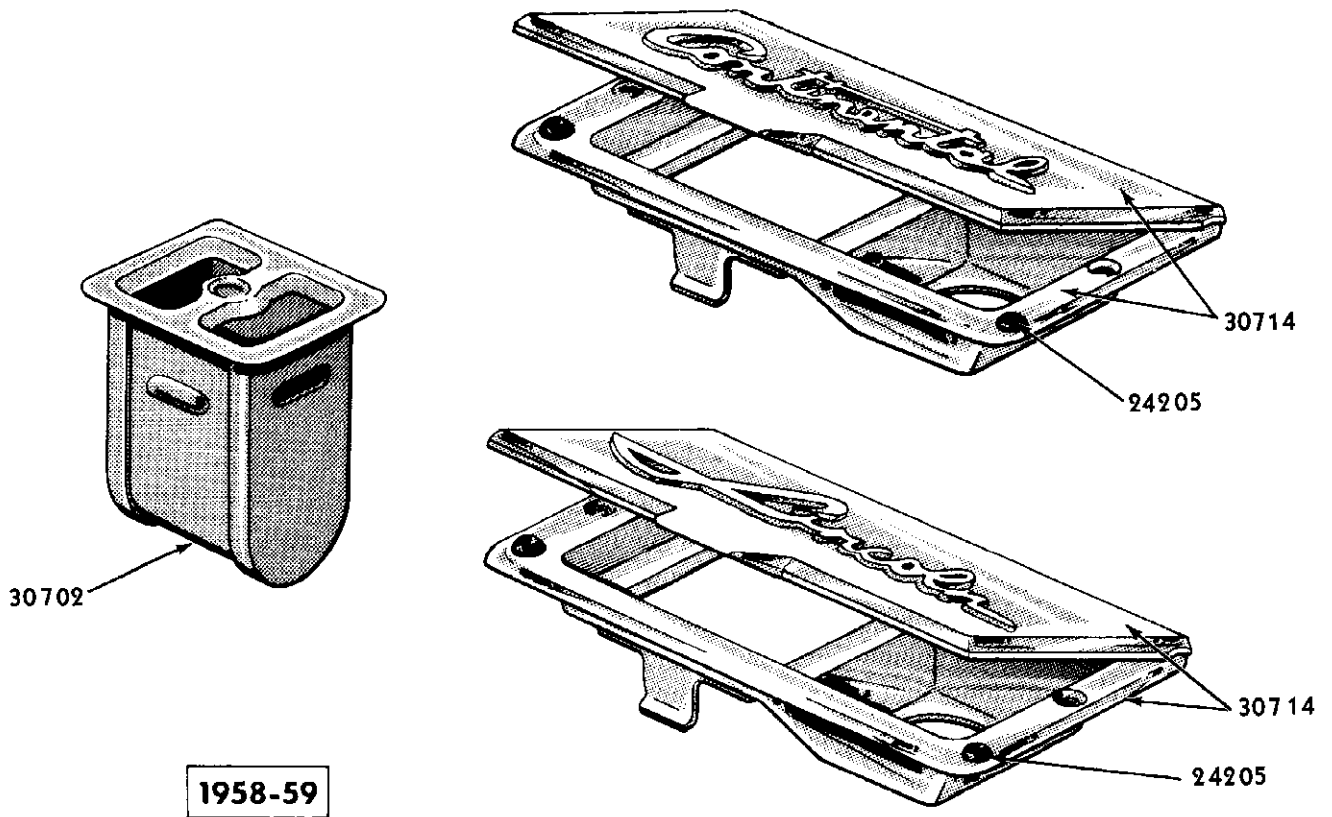
**REAR QUARTER WINDOW PARTS**

\*\*\*\*\*



PIB-76

=====



PLB-495

**QUARTER ASH RECEPTACLE**

GROUP AND PART NUMBER	DESCRIPTION, SIZE, ETC.	NO REQ'D	MODEL OR ENGINE CUBIC INCH DISPLACEMENT	YEAR 19.....
27840-1 PANEL (QUARTER) LESS WHEELHOUSE				
BY 6027840-F	R.H.	1	60	56
BY 6027841-F	L.H.	1	60	56
BY 7327840-F	R.H.	1	73	56
BY 7327841-F	L.H.	1	73	56
BY 7627840-D	R.H.	1	76	56
BY 7627841-D	L.H.	1	76	56
BAJ 5827840-G	R.H. - for a/cond. rework to accomodate a/cond. air scoop	1	57,58	57
BAJ 5827841-G	L.H. - for a/cond. rework to accomodate a/cond. air scoop	1	57,58	57
BAJ 6027840-E	R.H. - for a/cond. rework to accomodate a/cond. air scoop	1	60	57
BAJ 6027841-E	L.H. - for a/cond. rework to accomodate a/cond. air scoop	1	60	57
BAJ 7627840-B	R.H.	1	76	57
BAJ 7627841-B	L.H.	1	76	57
27846-7 PANEL (QUARTER)				
BAK 6827846-B	R.H. - steel	1	68	58
BAK 6827847-B	L.H. - steel	1	68	58
BAK 5727846-B	R.H. - steel	1	53,54,57,75	58/59
BAK 5727847-B	L.H. - steel	1	53,54,57,75	58/59
BAK 6327846-B	R.H. - steel	(a) 1	63,65	58/59
BAK 6327847-B	L.H. - steel	(a) 1	63,65	58/59
BAK 6827846-A	R.H. - steel	(a) 1	68	58/59
BAK 6827847-A	L.H. - steel	(a) 1	68	58/59
357549-S	Used between quarter panel and door - on front door - bumper - rubber	2	a	
359933-S	Used between quarter panel and door - on quarter - bumper - rubber	2	a	
27866-7 PANEL (QUARTER OUTSIDE FINISH)				
B9LB 5727866-A	R.H. - aluminum - use on jobs up to 1-12-59	1	53,57,63	59
B9LB 5727867-A	L.H. - aluminum - use on jobs up to 1-12-59	1	53,57,63	59
B9LB 5727866-B	R.H. - rustless steel - use on jobs after 1-12-59	1	53,57,63	59
B9LB 5727867-B	L.H. - rustless steel - use on jobs after 1-12-59	1	53,57,63	59
27870-1 PANEL (QUARTER WINDOW REGULATOR)				
BY 6027870-A	R.H.	1	60	56/57
BY 6027871-A	L.H.	1	60	56/57
BAJ 7627870-A	R.H.	1	76	56/57
BAJ 7627871-A	L.H.	1	76	56/57
BAK 6327870-A	R.H.	1	63,65	58/59
BAK 6327871-A	L.H.	1	63,65	58/59
BAK 6827870-A	R.H.	1	68	58
BAK 6827871-A	L.H.	1	68	58
COLB 6827870-A	R.H.	1	68	59
COLB 6827871-A	L.H.	1	68	59
27882-3 WHEELHOUSE (REAR QUARTER)				
BY 7327883-B	L.H.	1	All except 76	56
BY 7627882-B	R.H.	1	76	56
BY 7627883-B	L.H.	1	76	56
BAJ 5827882-A	R.H.	1	57,58,60	57
BAJ 5827883-A	L.H.	1	57,58,60	57
BAJ 7627882-A	R.H.	1	76	57
BAJ 7627883-A	L.H.	1	76	57
BAK 5727882-A	R.H.	1	All	58/59
BAK 5727883-A	L.H.	1	All	58/59
27924-5 PANEL (REAR QUARTER INSIDE)				
BAK 5727924-A	R.H. - steel	1	All except 68	58/59
BAK 5727925-A	L.H. - steel	1	All except 68	58/59
BAK 6827924-A	R.H. - steel	1	68	58/59
BAK 6827925-A	L.H. - steel	1	68	58/59

GROUP AND PART NUMBER	DESCRIPTION, SIZE, ETC.	NO. REQ'D	MODEL OR ENGINE CUBIC INCH DISPLACEMENT	YEAR 19__
27958-9 EXTENSION (QUARTER OUTSIDE PANEL) FRONT				
BAJ 7627958-A	R.H.	1	60,76	57
BAJ 7627959-A	L.H.	1	60,76	57
27970-1 REINFORCEMENT (REAR LAMP OPENING)				
BY 7327970-A	R.H.	1	All	56
BY 7327971-A	L.H.	1	All	56
BAJ 5827970-A	R.H.	1	All	57
BAJ 5827971-A	L.H.	1	All	57
27974-5 PANEL (QUARTER WHEEL OPENING)				
BY 6027974-A	R.H.	1	60,76	56
BY 6027975-A	L.H.	1	60,76	56
BY 7327974-A	R.H.	1	73	56
BY 7327975-A	L.H.	1	73	56
BAK 5727974-B	R.H. - less holes	1	All	58/59
BAK 5727975-B	L.H. - less holes	1	All	58/59
27986 SEAL (QUARTER PANEL WHEEL OPENING COVER) LOWER				
BAK 5727986-B	62" long	2	All	56
		2	All	58/59
27994-5 EXTENSION (REAR QUARTER INSIDE PANEL) FRONT				
BAK 6827994-A	R.H.	1	68	58/59
BAK 6827995-A	L.H.	1	68	58/59
28000-1 BRACKET (QUARTER PANEL WHEEL OPENING COVER) FRONT				
BY 7328000-A	R.H.	1	All	56
BY 7328001-A	L.H.	1	All	56
BAK 5728000-A	R.H. - steel	1	All	58/59
BAK 5728001-A	L.H. - steel	1	All	58/59
28002-3 BRACKET (QUARTER PANEL WHEEL OPENING COVER) REAR				
BY 7328002-A	R.H.	1	All	56
BY 7328003-A	L.H.	1	All	56
BAK 5728002-A	R.H. - steel	1	All	58/59
BAK 5728003-A	L.H. - steel	1	All	58/59
28006 REINFORCEMENT (REAR WHEEL OPENING)				
BY 7328006-A	Steel	6	All	56/59
28014-5 BRACKET (QUARTER WINDOW REGULATOR PANEL TO WHEELHOUSE)				
BAJ 6028014-A	R.H.	1	60	57
BAJ 6028015-A	L.H.	1	60	56/57
BAK 6328014-A	R.H.	1	63,65	58/59
BAK 6328015-A	L.H.	1	63,65	58/59
28058-9 EXTENSION (QUARTER PANEL) REAR				
BY 7328058-B	R.H.	1	All	56
BY 7328059-B	L.H.	1	All	56
PB8L 5328058-A	R.H. - $\phi$ 1011678	1	All	58/59
PB8L 5328059-A	L.H. - steel - $\phi$ 1011679	1	All	58/59

GROUP AND PART NUMBER	DESCRIPTION, SIZE, ETC.	NO. REQ'D	MODEL OR ENGINE CUBIC INCH DISPLACEMENT	YEAR 19.....
28067 SEAL (QUARTER PANEL TO WHEELHOUSE)				
BAK 6328067-B	Rubber	2	63,65,68	58/59
28120-1 EXTENSION (QUARTER PANEL AT WHEELHOUSE) LOWER BAFFLE				
BY 6028120-A	R.H.	1	60	56/57
BY 6028121-A	L.H.	1	60	56/57
28124 WEATHERSTRIP (QUARTER PANEL AT WHEELHOUSE) UPPER BAFFLE				
BY 6028124-A	NS-cut from B9A-16170-A	2	60	56
		2	All	58
BAJ 6028124-A	NS-cut from B9A-16170-A	2	60	57
28160-1 PILLAR (QUARTER LOCK)				
BY 7328160-B	R.H.	1	73	56
BY 7328161-B	L.H.	1	73	56
BAJ 5828160-C	R.H.	1	57,58	57
BAJ 5828161-C	L.H.	1	57,58	57
BAK 5728160-A	R.H.	1	53,54,57,75	58/59
BAK 5728161-A	L.H.	1	53,54,57,75	58/59
357549-S	Bumper-rubber	4	a	
28162 WEATHERSTRIP (QUARTER PANEL AT WHEELHOUSE) LOWER BAFFLE				
BY 6028162-A	NS-cut from B9A-16170-A	2	60	56
BAJ 6028162-A	NS-cut from B9A-16170-A	2	60	57
28178-9 PILLAR (QUARTER LOCK)				
BAK 6328178-A	R.H.	(a) 1	63,65,68	58/59
BAK 6328179-A	L.H.	(a) 1	63,65,68	58/59
357549-S	Bumper-rubber	4	a	
28198 BRACE (QUARTER LOCK PILLAR TO INNER FLOOR SIDE MEMBER) LOWER				
BAK 6828198-A	To inner floor side member - lower	2	68	58/59
28200-1 REINFORCEMENT (QUARTER PANEL) LOCK SIDE				
BY 6028200-B	R.H.	1	60	56/57
BY 6028201-B	L.H.	1	60	56/57
BY 7628200-B	R.H.	1	76	56/57
BY 7628201-B	L.H.	1	76	56/57
BAK 6328200-A	R.H.	1	63,65	58/59
BAK 6328201-A	L.H.	1	63,65	58/59
BAK 6828200-A	R.H.	1	68	58/59
BAK 6828201-A	L.H.	1	68	58/59
28210-1 REINFORCEMENT (QUARTER LOCK PILLAR) UPPER				
BAJ 5828211-A	L.H.	1	57,58	57
28216-7 REINFORCEMENT (QUARTER PANEL) LOCK SIDE				
BAK 5728216-A	R.H. - lower	1	57,75	58
		1	53,54,57,75	59
BAK 5728217-A	L.H. - lower	1	57,75	58
		1	53,54,57,75	59



GROUP AND PART NUMBER	DESCRIPTION, SIZE, ETC.	NO. REQ'D	MODEL OR ENGINE CUBIC INCH DISPLACEMENT	YEAR 19__
28242 STRAINER (QUARTER WHEELHOUSE)				
BAK 6828242-A	Steel - 6-5/8" x 43-1/2"	1	68	58/59
28260-1 BRACE (QUARTER LOCK PILLAR TO INNER FLOOR SIDE MEMBER) LOWER				
BY 7628260-A	R.H. - to floor	1	60,76	56/57
BY 7628261-A	L.H. - to floor	1	60,76	56/57
BAK 6328260-A	To inner floor side member - lower	2	63,65	58/59
28262 BRACE (QUARTER LOCK PILLAR TO INNER FLOOR SIDE MEMBER)				
BAK 6828262-A	Center - steel	2	68	58/59
28278 BRACE (QUARTER LOCK PILLAR TO INNER FLOOR SIDE MEMBER)				
BAK 6328278-A	Upper - steel	2	63,65	58/59
BAK 6828278-A	Upper - steel	2	68	58/59
28332-3 REINFORCEMENT (QUARTER PANEL WHEEL OPENING)				
BAJ 7628332-A	R.H. - front	1	60,76	57
BAJ 7628333-A	L.H. - front	1	60,76	57
28354-5 GUSSET (WHEELHOUSE INNER TO REAR FLOOR FRONT CROSS MEMBER)				
BAK 6828354-A	R.H. - steel	1	68	58/59
BAK 6828355-A	L.H. - steel	1	68	58/59
28357 SUPPORT (WHEELHOUSE STRAINER TO REAR FLOOR CROSS MEMBER)				
BAK 6828357-A	Steel - 6-13/64" x 7"	1	68	58/59
28506 RETAINER (FRONT GRILLE)				
B8A 5728506-A	⊕BV-16266-A	AR	All	57/59
	Used for quarter outside rear moulding	2	57,60	57
	Used for front fender	2	57,60	57
	Used for front door	2	53,57,63	58
28514-5 PANEL (QUARTER WHEEL OPENING COVER FINISH)				
B9LB 5728514-A	R.H. - aluminum - use on jobs up to 1-12-59	1	53,57,63	59
B9LB 5728515-A	L.H. - aluminum - use on jobs up to 1-12-59	1	53,57,63	59
28520-1 PANEL (QUARTER WHEEL OPENING COVER FINISH)				
B9LB 5728520-B	R.H. - rustless steel - use on jobs after 1-12-59	1	53,57,63	59
B9LB 5728521-B	L.H. - rustless steel - use on jobs after 1-12-59	1	53,57,63	59
28610 LID ASSEMBLY (FUEL FILLER OPENING WITH HINGES)				
B9LB 7528610-A	Includes ornament	1	54,65,68,75	59
28820 RETAINER (QUARTER OUTSIDE REAR MOULDING)				
BAK 5728820-D	Includes stud	4	53,57,63	58/59
29002-3 MOULDING (QUARTER WINDOW GARNISH)				
BY 6029002-AP	R.H. - in prime	(a)	1 60	56/57
BY 6029003-AP	L.H. - in prime	(a)	1 60	56/57
BY 7629002-AP	R.H. - in prime	(a)	1 76	56/57
BY 7629003-AP	L.H. - in prime	(a)	1 76	56/57
52187-S13	Screw-round hd.cr.rec.-No.8-15 x 3/4"	4	a*	
	*Used on L-60 for 1956 only			
351663-S32	Speed nut-"U" type	2	a	

GROUP AND PART NUMBER	DESCRIPTION, SIZE, ETC.	NO. REQ'D	MODEL OR ENGINE CUBIC INCH DISPLACEMENT	YEAR 19__
<b>29026 HOOK (COAT)</b>				
BY 7329026-B	Chrome finish - zinc die cast	(a) 2	All except 76	56/57
		(a) 2	All except 68	59
52388-S13	Screw-oval hd. cr. rec. tap-No. 8-15 x 1-1/4"	2	a	
<b>29034-5 MOULDING (QUARTER OUTSIDE BELT)</b>				
BY 6029034-B	R.H.	1	60	56/57
BY 6029035-B	L.H.	1	60	56/57
BY 7629034-B	R.H.	1	76	56/57
BY 7629035-B	L.H.	1	76	56/57
HHK 350000-B	Kit - moulding clips - exterior Consists of the following - (5) BY-7321060-C retainer (1) 52718-S13 screw	1	60,76	57
LEDBAK6329034-A	Rustless steel - 7/16" x 26-5/8" long	2	63,65	58
LEDBAK6829034-A	Rustless steel - 7/16" x 18-5/8" long	2	68	58
<b>29038-9 MOULDING (QUARTER OUTSIDE) REAR</b>				
BAJ 5829038-A	R.H. - chrome finish - 8-5/8" long	1	All	57
BAJ 5829039-A	L.H. - chrome finish - 8-5/8" long	1	All	57
HHK 350002-A	Kit - moulding clips - exterior Consists of the following - (1) BV-16266-A retainer (1) BAJ-5829144-A retainer (1) BAJ-5829282-A plate (1) 34053-S8 nut-hex. (1) 34903-S8 lockwasher	1	All	57
BAK 5729038-A	R.H. - chrome - 22-1/2" long	1	53,57,63	58/59
BAK 5729039-A	L.H. - chrome - 22-1/2" long	1	53,57,63	58/59
<b>29042-3 MOULDING (QUARTER OUTSIDE BELT)</b>				
COLB 6329042-A	R.H. - rustless steel - 26-1/2" long	(a) 2	63,65	59
COLB 6329043-A	L.H. - rustless steel - 26-1/2" long	(a) 2	63,65	59
COLB 6829042-A	R.H. - rustless steel - 18-9/16" long	(a) 2	68	59
COLB 6829043-A	L.H. - rustless steel - 18-9/16" long	(a) 2	68	59
353577-S2	Nut-1/8"-sleeve type	AR	a	
BAK 6329128-A	Retainer	AR	a	
<b>29050-1 MOULDING (QUARTER WHEEL OPENING COVER)</b>				
BY 7329050-A	R.H. - chrome finish	1	All	56
BY 7329051-A	L.H. - chrome finish	1	All	56
HGK 350001-A	Kit - moulding clips - exterior - Consists of the following - (12) 34053-S8 nut - hex. (12) 34903-S8 washer (6) 42119-S8 screw (12) 44713-S8 washer - flat (12) 356479-S washer - sealer (12) 358552-S100 clip assy.	1	All	56
BAK 5729050-A	R.H. - chrome finish	1	53,57,63	58
	Rustless steel	1	53,57,63	59
BAK 5729051-A	L.H. - chrome finish	1	53,57,63	58
	Rustless steel	1	53,57,63	59
B7A 5929120-A	Retainer - BAC-5929120-A	4	All	58
PB9L 5429050-A	R.H. - rustless steel - $\Phi$ 1001812	1	54,65,68,75	59
PB9L 5429051-A	L.H. - rustless steel - $\Phi$ 1001813	1	54,65,68,75	59

GROUP AND PART NUMBER	DESCRIPTION, SIZE, ETC.	NO. REQ'D	MODEL OR ENGINE CUBIC INCH DISPLACEMENT	YEAR 19__
<b>29054-5 ORNAMENT (QUARTER PANEL OUTSIDE) LOWER REAR</b>				
BY 7329054-A	R.H. - chrome finish	1	All	56
BY 7329055-A	L.H. - chrome finish	1	All	56
HGK 350001-A	Kit - moulding clips - exterior - Consists of the following - (6) 34053-S8 nut - hex. (12) 34903-S8 washer (6) 42119-S8 screw (12) 44713-S8 washer - flat (12) 356479-S washer - sealer (12) 358552-S100 clip assy.	1	All	56
<b>29064-5 MOULDING (QUARTER OUTSIDE REAR LAMP TO BUMPER)</b>				
BY 7329064-A	R.H.	(a) 1	All	56
BY 7329065-A	L.H.	(a) 1	All	56
34053-S8	Nut-hex.hd.-No.10-24	4	a	
34903-S8	Washer-internal tooth-No.10	4	a	
44716-S8	Washer-flat-No.10	4	a	
52369-S13	Screw-oval-hd.cr.rec.-No.10-12 x 3/4"	4	a	
352419-S34	Stud-No.10-24 x 13/16"	4	a	
<b>29066-7 MOULDING (QUARTER OUTSIDE)</b>				
BAK 5729066-A	R.H. - rustless steel	1	53,57,63	58/59
BAK 5729067-A	L.H. - rustless steel	1	53,57,63	58/59
BAK 5729366-A	Retainer	4	All	58
<b>29076-7 MOULDING (QUARTER OUTSIDE) FRONT</b>				
BAJ 5829076-A	R.H. - chrome finish - 49-3/16" long	1	57,58	57
BAJ 5829077-A	L.H. - chrome finish - 49-3/16" long	1	57,58	57
BAJ 7629076-A	R.H. - chrome finish - 83-15/32" long	1	60,76	57
BAJ 7629077-A	L.H. - chrome finish - 83-15/32" long	1	60,76	57
BAK 6329076-A	R.H. - chrome finish - 27-3/4" long	1	63	58/59
BAK 6329077-A	L.H. - chrome finish - 27-3/4" long	1	63	58/59
<b>29078-9 MOULDING (QUARTER OUTSIDE LOWER REAR CORNER)</b>				
BAK 5729078-A	R.H. - chrome finish	1	All	58/59
BAK 5729079-A	L.H. - chrome finish	1	All	58/59
<b>29082-3 ORNAMENT (QUARTER UPPER - LESS MEDALLION) OUTER</b>				
BY 7329082-E	R.H. - chrome finish - with holes for medallion (a)	1	73	56
BY 7329083-E	L.H. - chrome finish - with holes for medallion (a)	1	73	56
34053-S8	Nut-hex.-No.10-24	4	a	
34903-S8	Washer-ext.tooth-No.10	4	a	
44716-S8	Washer-flat-No.10	2	a	
356246-S8	Washer-cup	2	a	
356499-S	Washer-sealer-3/16" x 1/2" x 9/64"	2	a	
<b>29114-5 MOULDING (QUARTER OUTSIDE BELT) REAR</b>				
BAK 7529114-A	R.H. - chrome finish	(a) 1	54,65,75	58/59
BAK 7529115-A	L.H. - chrome finish	(a) 1	54,65,75	58/59
352284-S	Plug-button-1/4" dia.	AR	a	
353958-S10	Nut and washer-1/4"-20	4	a	
<b>29120 RETAINER (QUARTER OUTSIDE MOULDING &amp; ORNAMENTS)</b>				
B7A 5929120-A	For moulding - quarter wheel opening cover - 29050 - @BAC-5929120-A	4	All	58/59
	For moulding - front door outside - 20938-9	AR	All	58/59

GROUP AND PART NUMBER	DESCRIPTION, SIZE, ETC.	NO. REQD	MODEL OR ENGINE CUBIC INCH DISPLACEMENT	YEAR 19
<b>29128 RETAINER (OUTSIDE BELT MOULDING)</b>				
BAK 6329128-A	To be used as follows - (AR) quarter outside belt moulding (16) windshield outside belt moulding (8-10) front door belt moulding	AR	All	58
BAK 6329128-A	Steel			
	Windshield	18	All	59
	Front door	8	53, 54, 57, 75	59
	Front door	10	63, 65, 68	59
	Rear door	10	53, 54, 57, 75	59
	Quarter panel	10	All except 68	59
	Quarter panel	8	68	59
<b>29144 RETAINER (QUARTER OUTSIDE REAR MOULDING)</b>				
BAJ 5829144-B	Also serviced in HHK-350002-A kit	2	All	57
<b>29204 MEDALLION (ROOF QUARTER SIDE) INNER &amp; OUTER</b>				
BY 7329204-A	Chrome finish - zinc die casting (1) on R. H. and (1) on L. H. outside ornament (1) on R. H. and (1) on L. H. inside ornament	AR	73	56
<b>29246-7 MOULDING (QUARTER OUTSIDE UPPER REAR) END</b>				
BAK 5729246-B	R. H.	1	All	58
BAK 5729247-B	L. H.	1	All	58
B9LB 5729246-A	R. H. - chrome finish	1	All	59
B9LB 5729247-A	L. H. - chrome finish	1	All	59
<b>29266 EMBLEM (QUARTER OUTSIDE UPPER REAR END MOULDING)</b>				
BAK 5729266-A	Acrylic resin	2	All	58
<b>29282 PLATE (QUARTER OUTSIDE MOULDING RETAINER)</b>				
BAJ 5829282-A	NS-Also serviced in HHK-350002-A kit	2	All	57
<b>29302 RETAINER (QUARTER OUTSIDE LOWER REAR CORNER MOULDING)</b>				
BAK 5729302-A	For lower rear corner moulding 29078-9	6	All	58
BAK 5729302-B		AR	All	59
<b>29316-7 RETAINER (FRONT &amp; REAR DOOR MOULDING) OUTSIDE</b>				
BAK 5729316-A	For front door moulding - 20938-9	AR	All	58
BAK 5729316-B	Front door	2	53A, B, 57A, B, 63A, B	58
BAK 5729317-C	Rear door	4	53A, B, 57A, B	58
BAK 5729316-C	Used to attach 25532-3 moulding	4	53, 57	59
<b>29366 RETAINER (QUARTER OUTSIDE MOULDING &amp; ORNAMENTS)</b>				
BAK 5729366-B	For moulding assy. quarter outside 29066-7	4	53, 57, 63	58/59
<b>29372 RETAINER (QUARTER OUTSIDE MOULDING &amp; ORNAMENTS)</b>				
BAK 5729372-A	For moulding - quarter outside upper rear end on fin 29246-7	2	All	58
<b>29374 SPACER (QUARTER OUTSIDE UPPER REAR END MOULDING)</b>				
BAK 5729374-A	Steel - 1" x 1-1/16"	6	All	58
		AR	All	59
<b>29386-7 BRACE (QUARTER LOCK PILLAR TO SIDE MEMBER OUTER)</b>				
BAK 6329386-A	R. H.	1	63, 65	58/59
BAK 6329387-A	L. H.	1	63, 65	58/59

GROUP AND PART NUMBER	DESCRIPTION, SIZE, ETC.	NO. REQ'D	MODEL OR ENGINE CUBIC INCH DISPLACEMENT	YEAR 19__
29388-9 BRACE (QUARTER LOCK PILLAR TO OUTER FLOOR SIDE MEMBER)				
BAK 6829388-A	R.H.	1	68	58/59
BAK 6829389-A	L.H.	1	68	58/59
29707 WINDOW (QUARTER VENTILATOR) LESS GLASS				
BY 7329707-A	L.H.	(a) 1	73	56
52727-S8	Screw-pan hd. cr. rec. -No. 10-12 x 1/2"	6	a	
29710 GLASS (QUARTER WINDOW)				
BY 7329710-C	Clear	2	73	56
BY 7329710-D	Tinted	2	73	56
BY 6029710-B	Tinted	2	60	56/57
BY 7629710-A	Clear	2	76	56/57
BY 7629710-B	Tinted	2	76	56/57
BAK 6829710-A	Clear	2	68	58
BAK 6329710-A	Clear	2	63,65	58
		2	63	59
BAK 6329710-B	Tinted	2	63,65	58/59
BAK 6829710-B	Tinted	2	68	58/59
29724 WEATHERSTRIP (QUARTER WINDOW GLASS RETAINING)				
BY 6029724-A	Rubber	2	60	56/57
BY 7629724-A	Rubber	2	76	56/57
29732-3 WEATHERSTRIP (QUARTER WINDOW GLASS) OUTER				
BY 6029732-A		2	60	56/57
BY 7629732-A		(a) 2	76	56/57
BAK 6329732-B	25-15/64" long	2	63,65	58
BAK 6829732-B	18-3/8" long	2	68	58
BAK 6829732-B		(b) 2	68	59
COLB 6329732-A	R.H.	(b) 2	63,65	59
COLB 6329733-A	L.H.	(b) 2	63,65	59
52003-S8	Screw-flat hd. cr. rec. -No. 4-24 x 3/8"	2	b	
52003-S13	Screw-flat hd. cr. rec. -No. 4-24 x 3/8"	6	a	
29744 WEATHERSTRIP (QUARTER WINDOW GLASS AT BELT) INSIDE				
BY 6029744-A		2	60	56/57
29748-9 WEATHERSTRIP (QUARTER WINDOW) FRONT LOWER CORNER				
BY 7629749-A	L.H.	(a) 1	76	56/57
BAJ 6029748-A	R.H.	(b) 1	60	56/57
BAJ 6029749-A	L.H.	(b) 1	60	56/57
BAK 6329748-B	R.H.	(c) 1	63,65,68	58/59
BAK 6329749-B	L.H.	(c) 1	63,65,68	58/59
50803-S8	Screw and washer-pan hd. cr. rec. -No. 8-32 x 3/8"	2	c	
52720-S8	Screw-pan hd. cr. rec. -No. 8-15 x 3/8"	2	a	
351663-S32	Speed nut-"U" type	2	b	
29752-3 GUIDE (QUARTER WINDOW) FRONT				
BY 6029752-A	R.H.	(a) 1	60	56/57
BY 6029753-A	L.H.	(a) 1	60	56/57
354273-S7	Screw-set-3/8"-24 ☆Used on L-60 for 1957 only	2	☆	
355819-S8	Screw-hex. hd. -No. 12-24 x 3/8"	4	a	

GROUP AND PART NUMBER	DESCRIPTION, SIZE, ETC.	NO. REQ'D	MODEL OR ENGINE CUBIC INCH DISPLACEMENT	YEAR 19__
<b>29764-5 GUIDE (QUARTER WINDOW)</b>				
BY 6029764-A	R.H.	(b)	1 60	56/57
BY 6029765-A	L.H.	(b)	1 60	56/57
BY 7629764-A	R.H.	(c)	1 76	56/57
BY 7629765-A	L.H.	(c)	1 76	56/57
BAK 6829764-A	R.H. - one piece design	(a)	1 68	58/59
BAK 6829765-A	L.H. - one piece design	(a)	1 68	58/59
B9LB 6329764-A	R.H. - in prime		1 63,65	58/59
B9LB 6329765-A	L.H. - in prime		1 63,65	58/59
20308-S	Bolt-hex. hd. -1/4"-20 x 1/2"		2 a	
33795-S7	Nut-hex. -1/4"-20 ☆Used on 1957 only		2 a, c☆	
34905-S7	Lockwasher-internal tooth-1/4" ☆Used on 1957 only		2 c☆	
34940-S	Washer-lock-1/4"		2 a	
44719-S	Washer-flat-1/4"		2 a	
354273-S8	Screw-set-3/8" x 24		2 b	
355394-S8	Screw and washer-hex. hd. -No. 12-24 x 9/16" ☆Used on model L-60 for 1957 only		4 b☆	
355819-S8	Screw-hex. hd. -No. 12-24 x 3/8"		6 b	
<b>29805-6 STOP (QUARTER WINDOW) LOWER</b>				
B9LB 6329805-A	R.H.		1 63,65	58/59
B9LB 6329806-A	L.H.		1 63,65	58/59
<b>29820 CHANNEL (QUARTER WINDOW) FRONT GUIDE</b>				
BY 6029820-A		(a)	2 60	56/57
355819-S8	Screw-hex. hd. -No. 12-24 x 3/8"		4 a	
<b>29822 STOP (QUARTER WINDOW REGULATOR ARM)</b>				
B6A 6429822-A	Rubber and steel - 1-1/8" long - also used with electric regulator control - @BJ-6429822-B	AR	60	56/57
<b>29824 ROLLER (QUARTER WINDOW GUIDE)</b>				
BY 6029824-A	Quarter window		4 60	56/57
<b>29825 STUD (QUARTER WINDOW GUIDE ROLLER)</b>				
BY 6029825-A			4 60	56/57
<b>29853 MOULDING (QUARTER VENTILATOR WINDOW INSIDE FINISH) LOWER</b>				
BY 7329853-A	L.H. - chrome finish	(a)	1 73	56
52726-S2	Screw-pan hd. cr. rec. -No. 8-15 x 1/2"		4 a	
<b>29890-1 STRIP (QUARTER WINDOW INSIDE FRONT FINISH)</b>				
BAK 6329890-A	R.H. - rustless steel - 14-1/32" x 1-11/32"		1 63,65	58/59
BAK 6329891-A	L.H. - rustless steel - 14-1/32" x 1-11/32"		1 63,65	58/59
<b>29906-7 BRACKET (QUARTER WINDOW HINGE) ON BODY</b>				
BAK 6829906-A	R.H. - malleable iron	(a)	1 68	58/59
BAK 6829907-A	L.H. - malleable iron	(a)	1 68	58/59
354021-S	Screw-set-5/16"-24		2 a	
<b>29908-9 WEATHERSTRIP &amp; RETAINER ( QUARTER WINDOW)</b>				
BY 6029908-B	R.H. - quarter window		1 60	56/57
BY 6029909-B	L.H. - quarter window		1 60	56/57

GROUP AND PART NUMBER	DESCRIPTION, SIZE, ETC.	NO. REQ'D	MODEL OR ENGINE CUBIC INCH DISPLACEMENT	YEAR 19__
29920 WEATHERSTRIP & RETAINER (QUARTER WINDOW) UPPER				
BAK 6329920-A	Chrome finish - with w/strip in channel (a)	2	63, 65	58/59
52720-S8	Screw-pan. hd. cr. rec. top-No. 8-15 x 3/8"	5	a	
29958-9 CHANNEL (QUARTER WINDOW) LOWER				
BY 7629958-A		2	76	56
BY 6029958-C		2	60	56/57
BY 7629958-B		2	76	57
BAK 6329958-A	R.H.	1	63, 65	58/59
BAK 6329959-A	L.H.	1	63, 65	58/59
BAK 6829958-A	R.H. (a)	1	68	58/59
BAK 6829959-A	L.H. (a)	1	68	58/59
20344-S8	Bolt-hex. hd. -1/4"-20	2	a	
34940-S	Washer-lock-1/4"	2	a	
29962-3 CHANNEL (QUARTER WINDOW) UPPER				
BY 6029962-A		2	60	56/57
BY 7629962-A	R.H.	1	76	56/57
BY 7629963-A	L.H.	1	76	56/57
BAK 6329962-A	Chrome finish	2	63, 65	58/59
BAK 6829962-A	Chrome finish	2	68	58/59
29976-7 BRACKET & HINGE (QUARTER WINDOW) ON BODY				
B6A 7629976-A	R.H. - ⊕BJ-7629976-A (a)	1	76	56/57
B6A 7629977-A	L.H. - ⊕BJ-7629977-A (a)	1	76	56/57
33923-S8	Nut-hex. -5/16"-24	6	a	
34806-S8	Washer-lock-5/16"	6	a	
34826-S7	Washer-flat-5/16"	6	a	
354021-S7	Screw-set-5/16"-24	6	a	
29986 BUMPER (QUARTER WINDOW STOP) LOWER				
B5A 6029986-A	Rubber - screw type - 1-9/16" long - ⊕BD-6029986-A (a)	2	76	56/57
B5A 7629986-A	Lower - screw type - 1-23/32" long - ⊕BN-7629986-A (a)	2	76	56/57
B7A 7629986-A	Lower - ⊕BAC-7629986-A & ⊕BAC-7629986-B	2	68	58
		1	68	59
355328-S8	Bolt and washer-hex. hd. -1/4"-28 x 1/2"	2	a	
29994 BUMPER (QUARTER WINDOW STOP)				
B7A 7629994-A	Upper - steel - rubber - with (2) threaded holes ⊕BAC-7629994-A (a)	2	63, 65, 68	58
		1	63, 65, 68	59
354666-S2	Screw-hex. washer hd. -No. 12-24 x 3/8"	AR	a	
30146-7 WEATHERSTRIP (QUARTER WINDOW) FRONT				
BY 7630146-B	R.H. - rubber	1	60, 76	56/57
BY 7630147-B	L.H. - rubber	1	60, 76	56/57
B9LB 6330146-A	R.H.	1	63, 65, 68	58/59
B9LB 6330147-A	L.H.	1	63, 65, 68	58/59
30148 INSERT (QUARTER WINDOW FRONT WEATHERSTRIP)				
B5A 6030148-A	Chrome finish - for 1957 models cut to length - ⊕BN-6030148-A	2	60, 76	56/57

GROUP AND PART NUMBER	DESCRIPTION, SIZE, ETC.	NO. REQ'D	MODEL OR ENGINE CUBIC INCH DISPLACEMENT	YEAR 19__
<b>30248-9 WEATHERSTRIP (QUARTER VENTILATOR WINDOW)</b>				
BY 7330249-A	L.H.	1	73	56
<b>30252-3 HANDLE (QUARTER VENTILATOR WINDOW)</b>				
BY 7330252-A	R.H. - chrome finish	1	73	56
BY 7330253-A	L.H. - chrome finish	1	73	56
<b>30276 COVER (DOOR &amp; QUARTER WINDOW INNER UPPER WEATHERSTRIP RETAINER JOINT)</b>				
BY 6030276-A	Quarter window - rustless steel - 1-3/8" long	2	60	56/57
<b>30278 BUTTON (QUARTER WINDOW GUIDE)</b>				
BAK 6330278-A		2	63, 65	58/59
<b>30293 SHAFT (QUARTER VENTILATOR WINDOW HANDLE)</b>				
BY 7330293-A		2	73	56
<b>30305 DRIVE (QUARTER WINDOW &amp; REAR DOOR REGULATOR)</b>				
B9SB 6330305-A	Quarter - "Hupp" design	2	63, 65	59
	Rear door	2	53, 54, 57, 75	59
	Back window	1	54, 65, 75	59
<b>30306-7 REGULATOR (QUARTER WINDOW)</b>				
BY 6030306-A	R.H. - manual control	(a)	1 60E	56
		(b, c)	1 60A	57
BY 6030307-A	L.H. - manual control	(a)	1 60E	56
		(b, c)	1 60A	57
BAK 6330306-A	R.H. - manual	(c)	1 63A	58/59
BAK 6330307-A	L.H. - manual	(c)	1 63A	58/59
	351513-S8 Washer-flat-7/8"		2 b	
	354666-S2 Screw-hex. washer hd. -No. 12-24 x 3/8"		AR c	
	355819-S8 Screw-hex. hd. -No. 12-24 x 3/8"		8 a	
<b>30344-5 PLATE (QUARTER WINDOW HINGE RETAINING)</b>				
BAK 6830344-A	R.H. - steel	1	68	58/59
BAK 6830345-A	L.H. - steel	1	68	58/59
<b>30348 SPRING (QUARTER WINDOW REGULATOR GUIDE ROLLER)</b>				
BY 6030348-A	Quarter window	4	60	56/57
	Rear door	4	57B, 58B	57
<b>30351 SPRING (QUARTER WINDOW REGULATOR COUNTER BALANCE)</b>				
BN 6430351-B		2	63, 65	59
<b>30370 RETAINER (QUARTER WINDOW GUIDE BUTTON)</b>				
B5A 7630370-A	⊕BN-7630370-A	(a)	2 76	56/57
			2 68	58/59
	20344-S8 Screw-hex. hd. -1/4"-20 x 3/4"		4 a	
	34940-S7 Lockwasher-external tooth-1/4"		4 a	



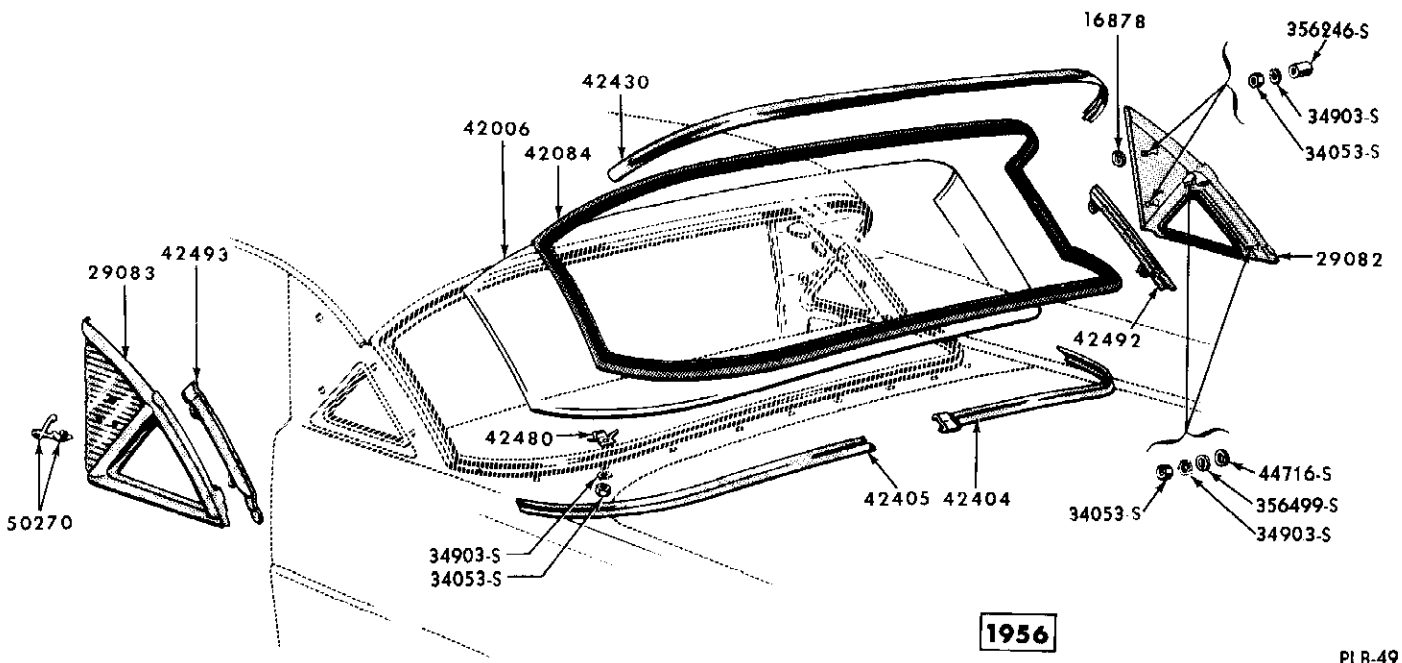
GROUP AND PART NUMBER	DESCRIPTION, SIZE, ETC.	NO. REQ'D	MODEL OR ENGINE CUBIC INCH DISPLACEMENT	YEAR 19__
<b>30380-1 REGULATOR (QUARTER WINDOW)</b>				
BY 6030380-A	R.H. - electric control - less motor and drive (a, b)	1	60	56/57
BY 6030381-A	L.H. - electric control - less motor and drive (a, b)	1	60	56/57
B5A 7630380-C	R.H. - electric control - less motor and drive - ④BN-7630380-C	(c)	1 76	56/57
B5A 7630381-C	L.H. - electric control - less motor and drive - ④BN-7630381-C	(c)	1 76	56/57
BAK 6330380-A	R.H. - electric control - less motor and drive - type "Hupp"	(a)	1 63,65	58/59
BAK 6330381-A	L.H. - electric control - less motor and drive - type "Hupp"	(a)	1 63,65	58/59
BAK 6830380-B	R.H. - electric control - less motor and drive - type "Dura"	(a)	1 68	58/59
BAK 6830381-B	L.H. - electric control - less motor and drive - type "Dura"	(a)	1 68	58/59
BAK 6830380-C	R.H. - less motor - type "Dura"	(a)	1 68	59
BAK 6830381-C	L.H. - less motor - type "Dura"	(a)	1 68	59
43483-S8	Screw and washer-hex.hd.-No.12-24 x 1/4"	8	c	
351513-S8	Washer-flat-7/8"	2	b,c	
354666-S2	Screw-hex.washer hd.-No.12-24 x 3/8"	AR	a	
355819-S8	Screw-hex.hd.-No.12-24 x 3/8"	8	b,c	
357517-S8	Retainer-spring	2	c	
<b>30470-1 STABILIZER (QUARTER WINDOW GLASS FRAME)</b>				
BAK 6330470-B	R.H.	(a)	1 63,65	58/59
BAK 6330471-B	L.H.	(a)	1 63,65	58/59
33925-S8	Nut-hex.-3/8"-24	4	a	
35942-S7	Washer-external tooth lock-3/8"	4	a	
354273-S7	Screw-set-3/8"-24 x 3/4"	4	a	
<b>30474 BUTTON (QUARTER WINDOW STABILIZER)</b>				
BAK 6330474-A		2	63,65	58/59
<b>30702 RECEPTACLE (QUARTER ASH)</b>				
BV 7630702-A	Chrome finish - front seat back - includes snuffer	1	73	56
		1	57,58	57
	Front door - use on units up to 11-17-58 and B9LB-5723980-A after 11-17-58	2	All	59
BD 7630702-A	Chrome finish - quarter	2	60,76	56
	Front door	2	All	58
	Quarter - use on units up to 11-17-58	2	63,65,68	58/59
	Rear door - use on units up to 11-17-58	2	53,54,57,75	58/59
COLB 5730702-A	Use on units after 11-17-58	2	63,65,68	59
	Rear door - use on units after 11-17-58	2	53,54,57,75	59
<b>30708-9 RETAINER &amp; RECEPTACLE (QUARTER ASH) LESS LIGHTER &amp; LIGHT</b>				
BAK 5730708-D	R.H. - (1) for front door - (1) for rear door - use up to 12-2-57	1-2	All	58
BAK 5730709-D	L.H. - (1) for front door - (1) for rear door - use up to 12-2-57	1-2	All	58
BAK 5730708-F	R.H. - Lincoln cover	1	63	59
	R.H. - Lincoln cover front door	1	53,57,63	59
	R.H. - Lincoln cover rear door	1	53,57	59
	Use on units prior to 11-17-58			
BAK 5730709-F	L.H. - Lincoln cover with lighter	1	63	59
	L.H. - Lincoln cover front door	1	53,57,63	59
	L.H. - Lincoln cover rear door	1	53,57	59
	Use on units prior to 11-17-58			
BAK 6830708-B	R.H. - Continental cover with lighter	1	65,68	59
	R.H. - Continental cover front door	1	54,65,68,75	59
	R.H. - Continental cover rear door	1	54,75	59
	Use on units prior to 11-17-58			
BAK 6830709-B	L.H. - Continental cover with lighter	1	65,68	59
	L.H. - Continental cover front door	1	54,65,68,75	59
	L.H. - Continental cover rear door	1	54,75	59
	Use on units prior to 11-17-58			

GROUP AND PART NUMBER	DESCRIPTION, SIZE, ETC.	NO. REQ'D	MODEL OR ENGINE CUBIC INCH DISPLACEMENT	YEAR 19__
30714-5 RETAINER (QUARTER ASH) LESS LIGHTER & RECEPTACLE				
BY 7630714-A	R.H. - chrome finish	1	60,76	56/57
BY 7630715-A	L.H. - chrome finish	1	60,76	56/57
B9LB 5730714-A	R.H. - Lincoln cover	1	63	58/59
	R.H. - Lincoln cover rear door	1	53,57	58/59
	Use after 12-2-57			
B9LB 5730715-A	L.H. - Lincoln cover	1	63	58/59
	L.H. - Lincoln cover rear door	1	53,57	58/59
	Use after 12-2-57			
COLB 6530714-A	R.H. - Continental cover	1	65,68	58/59
	R.H. - Continental cover rear door	1	54,75	58/59
	Use after 12-2-57			
COLB 6530715-A	L.H. - Continental cover	1	65,68	58/59
	Use after 12-2-57			
	L.H. - Continental cover rear door	1	54,75	58/59
30728-9 SPRING (ASH RECEPTACLE RETAINER COVER TENSION)				
COLB 6330728-A	R.H.	1	All	58/59
	Also used on rear doors	1	53,54,57,75	58
COLB 6330729-A	L.H.	1	All	58/59
	Also used on rear doors	1	53,54,57,75	58
31090-1 SHIELD (QUARTER TRIM WATER)				
BY 6031091-C	L.H. - plastic - 34" x 30" long - cut to size	(a) 2	All	56/58
	30" x 34" - cut to size for quarter	1	63,65,68	59
	30" x 34" - cut to size for front doors	1	All	59
BAK 6831090-A	R.H. - forming board	(b) 1	68	58
BAK 6831091-A	L.H. - forming board	(a) 1	68	58
354246-S32	Nut-spring-No.8A	8	b*	
	*Used on L-76B 1956 only			
358168-S32	Clip-trim	8	a	
31126-7 ORNAMENT (QUARTER INSIDE UPPER)				
BAJ 5731126-A	R.H.	(a) 1	57	57
BAJ 5731127-A	L.H.	(a) 1	57	57
BAJ 5831126-AP	R.H. - in prime	(a) 1	58	57
BAJ 5831127-AP	L.H. - in prime	(a) 1	58	57
BAJ 5831124-A	Retainer	4	a	
52350-S13	Screw-oval hd.cr. rec.tap-No.6-18 x 5/8"	4	a	
357537-S2	Clip-moulding	2	a	
31140-1 MOULDING (QUARTER TRIM)				
BAK 6331140-A	R.H. - rustless steel - short side 12" long - side 16" long	1	63B	58
BAK 6331141-A	L.H. - rustless steel - short side 12" long - side 16"	1	63B	58
BAK 6531140-A	R.H. - rustless steel - short side 8-1/4" long - side 16"	1	65	58
BAK 6531141-A	L.H. - rustless steel - short side 8-1/4" long - side 16"	1	65	58
B9LB 6331140-A	R.H. - 31-1/8" long	1	63,65	59
B9LB 6331141-A	L.H. - 31-1/8" long	1	63,65	59
PB9L 6331140-A	Upper - "U" shape - 25-7/16" long - $\phi$ 1017194	2	63	59
PB9L 6831140-A	R.H. - 26-11/32" long - $\phi$ 1013746	1	68	59
PB9L 6831141-A	L.H. - 26-11/32" long - $\phi$ 1013747	1	68	59

GROUP AND PART NUMBER	DESCRIPTION, SIZE, ETC.	NO. REQ'D	MODEL OR ENGINE CUBIC INCH DISPLACEMENT	YEAR 19__
31152-3 SUPPORT (QUARTER TRIM WATER SHIELD)				
BAK 6831152-A	R.H. - steel - 13-15/16" with (3) 1/4" dia. holes	1	68	58/59
BAK 6831153-A	L.H. - steel - 13-15/16" with (3) 1/4" dia. holes	1	68	58/59
31158 BRACKET (QUARTER TRIM UPPER REAR TO ARM REST PANEL)				
PB9L 6831158-A	Steel - 1-49/64" x 2" with (2) 3/16" dia. holes and (1) slot hole 1/4" x 1/2" - #1014628	6	68	58/59
31240 RETAINER (QUARTER TRIM WATER SHIELD)				
BAK 6831240-A	Forming board (a)	2	68	58/59
358168-S32	Clip-trim	8	a	
31294-5 MOULDING (QUARTER WHEEL OPENING COVER) FRONT				
BAK 5731294-A	R.H. - chrome finish	1	All	58/59
BAK 5731295-A	L.H. - chrome finish	1	All	58/59
31312-3 SPACER (QUARTER UPPER TRIM SUPPORT PANEL WITH WEATHERSTRIP)				
BAK 6331312-A	R.H. - steel - 26-5/8" - with (5) slot holes 3/16" x 3/8" - includes w/strip quarter window glass inside (a)	1	63,65	58/59
BAK 6331313-A	L.H. - steel - 26-5/8" - with (5) slot holes 3/16" x 3/8" - includes w/strip quarter window glass inside (a)	1	63,65	58/59
BAK 6831312-A	R.H. - steel - 18-1/2" - with (4) slot holes 3/16" x 3/8" - includes w/strip quarter window glass inside (a)	1	68	58/59
BAK 6831313-A	L.H. - steel - 18-1/2" - with (4) slot holes 3/16" x 3/8" - includes w/strip quarter window glass inside (a)	1	68	58/59
52775-S8	Screw-pan hd. cr. rec. - No.8-18 x 1/4"	4	a	
31320 RETAINER (QUARTER TRIM BELT MOULDING)				
BAK 6331320-A	Steel	4	63,65	58
	Quarter	2	68	58
	Front doors	4	All	58
	Rear doors	4	53,54,57,75	58
BAK 6331320-C	Quarter	AR	63,65,68	59
	Front door	2	All	59
	Rear door	2	53,54,57,75	59
31322-3 MOULDING (QUARTER TRIM BELT)				
BAK 6331322-A	R.H. - rustless steel - 7/8" x 27-53/64"	1	63,65	58/59
BAK 6331323-A	L.H. - rustless steel - 7/8" x 27-53/64"	1	63,65	58/59
BAK 6831322-A	R.H. - rustless steel - 27/32" x 14-3/16"	1	68	58/59
BAK 6831323-A	L.H. - rustless steel - 27/32" x 14-3/16"	1	68	58/59
31358-9 MOULDING (QUARTER WHEEL OPENING COVER) REAR				
B9LB 7531358-A	R.H. - rustless steel	1	54,65,68,75	58/59
B9LB 7531359-A	L.H. - rustless steel	1	54,65,68,75	58/59

GROUP AND PART NUMBER	DESCRIPTION, SIZE, ETC.	NO. REQ'D	MODEL OR ENGINE CUBIC INCH DISPLACEMENT	YEAR 19__
31684 RETAINER (QUARTER ARM REST) PANEL TO PILLAR				
BAK 6831684-A		AR	60,76	56/57
		AR	68	58/59
31796-7 MOULDING (QUARTER ARM REST) LOWER				
BY 6031796-A	R.H. - rustless steel - 5/8" wide	1	60E	56
BY 6031797-A	L.H. - rustless steel - 5/8" wide	1	60E	56
BY 7631796-A	R.H. - rustless steel - 3-1/2" wide	1	60B,76B	56/57
BY 7631797-A	L.H. - rustless steel - 3-1/2" wide	1	60B,76B	56/57
31822-3 BRACKET (QUARTER ARM REST ATTACHING) FRONT				
BAK 6331822-C	R.H. - steel - with (3) 3/16" dia. holes	(a) 1	63,65	58/59
BAK 6331823-C	L.H. - steel - with (3) 3/16" dia. holes	(a) 1	63,65	58/59
52721-S8	Screw-pan hd. cr. rec. tap-No. 10-12 x 3/8"	6	a	
31824 BRACKET (QUARTER ARM REST ATTACHING) REAR				
BAK 6331824-B	Steel - with (1) 1/8" dia. hole - (1) 3/16" dia. hole - (1) 3/16" x 3/8" slot hole	(a) 2	63,65	58
52721-S8	Screw-pan hd. cr. rec. tap-No. 10-12 x 3/8"	4	a	

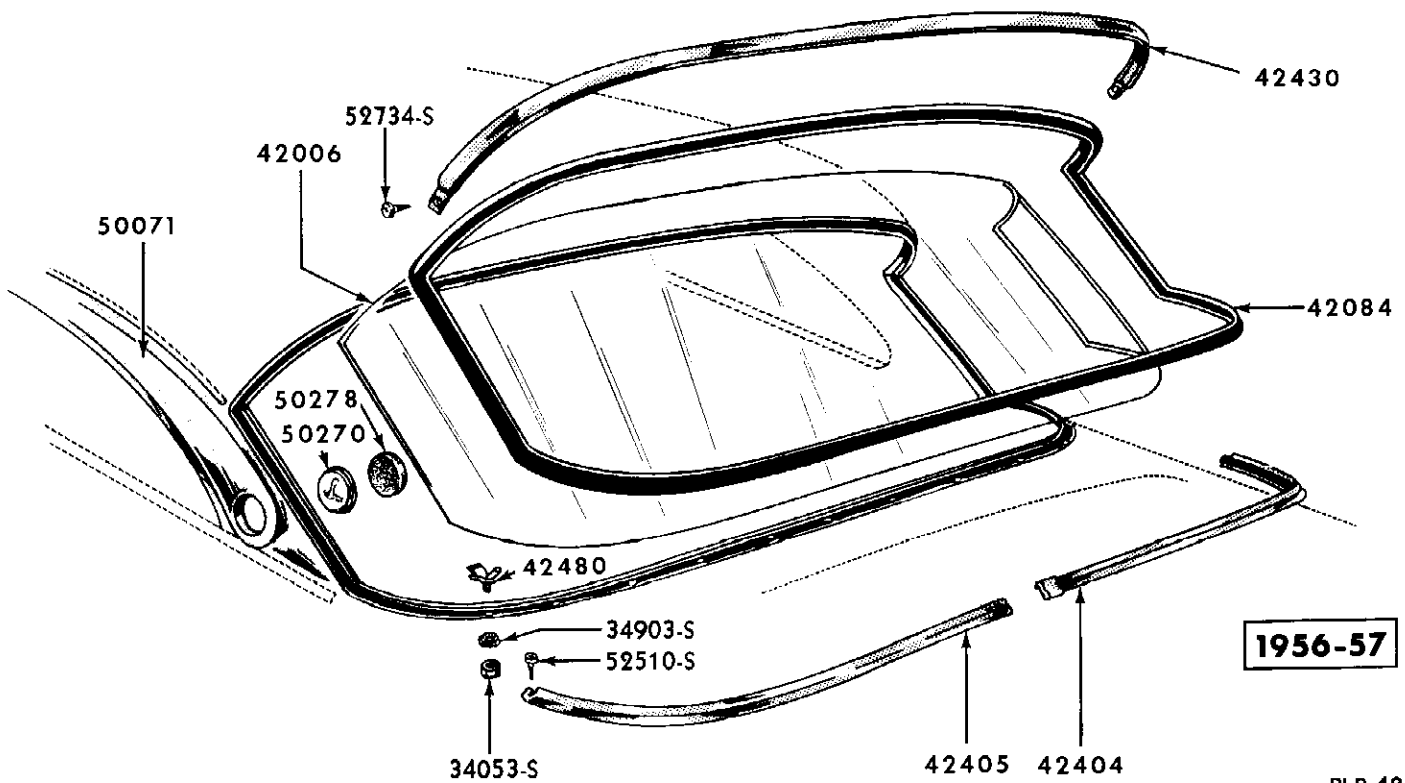
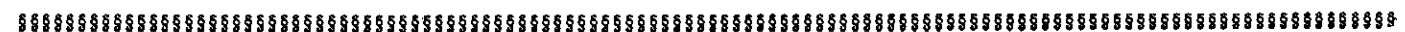
**MEMO**



1956

PLB-49

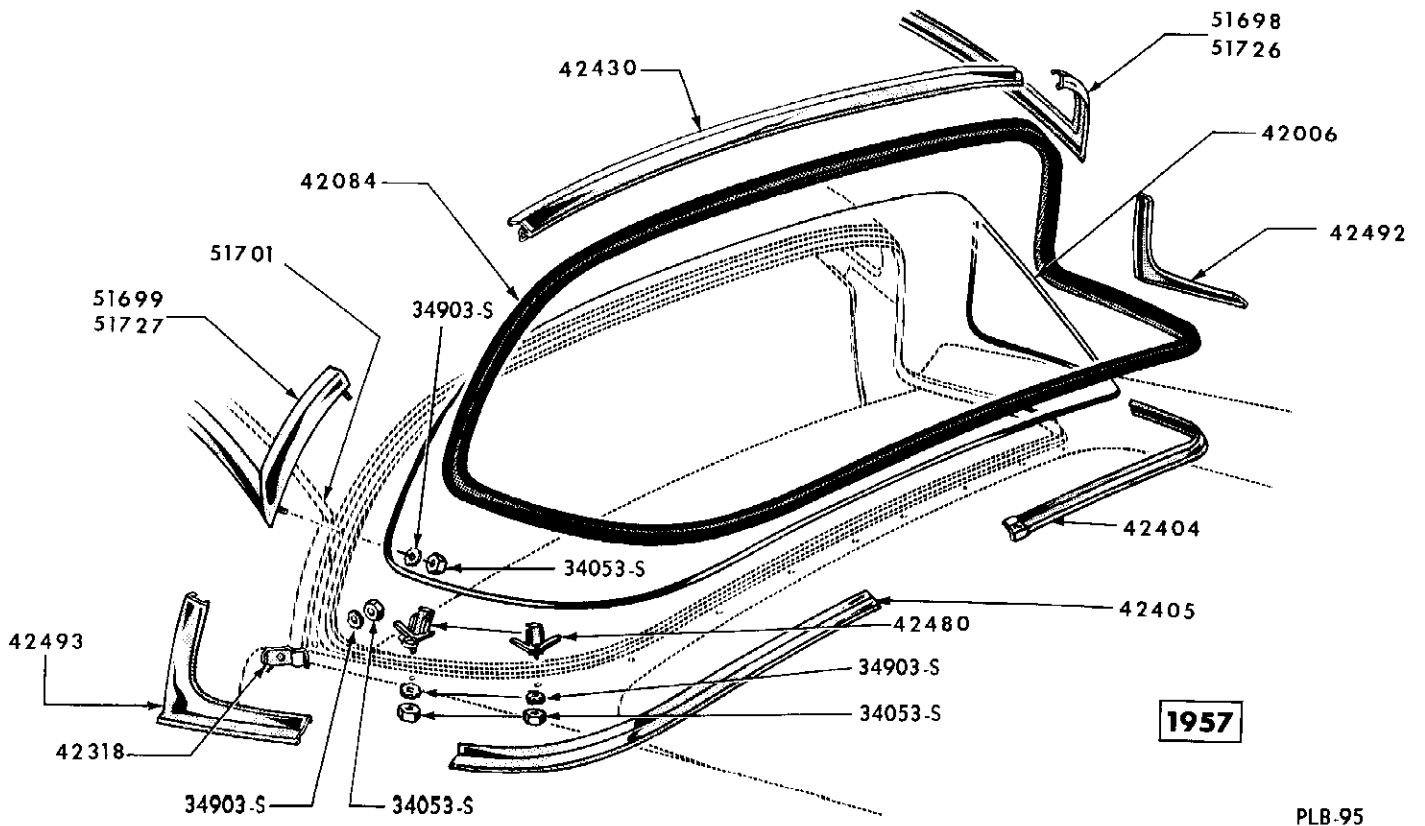
**BACK WINDOW EXTERIOR - BODY TYPE 73**



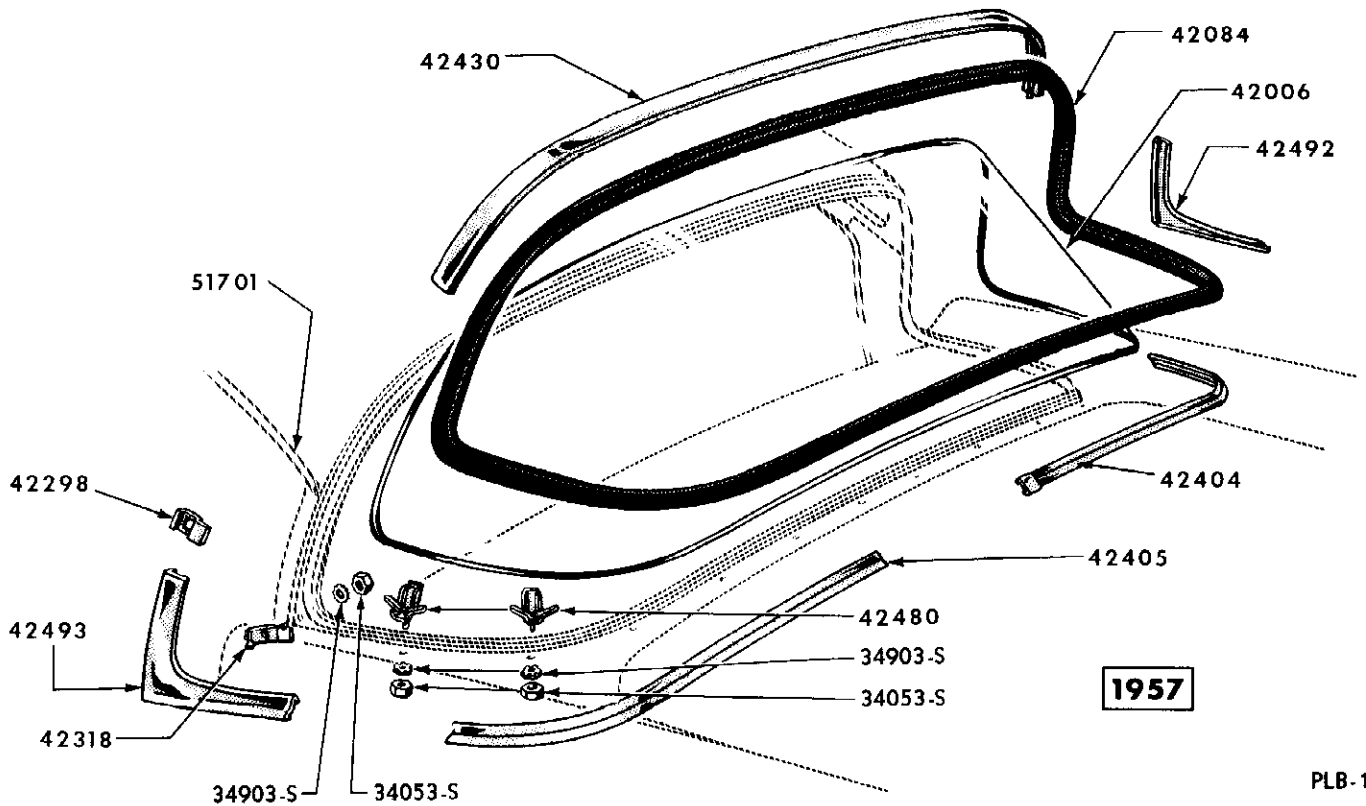
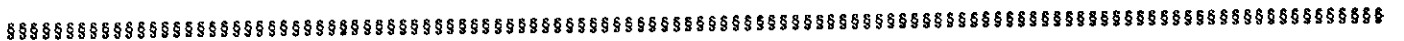
1956-57

PLB-48

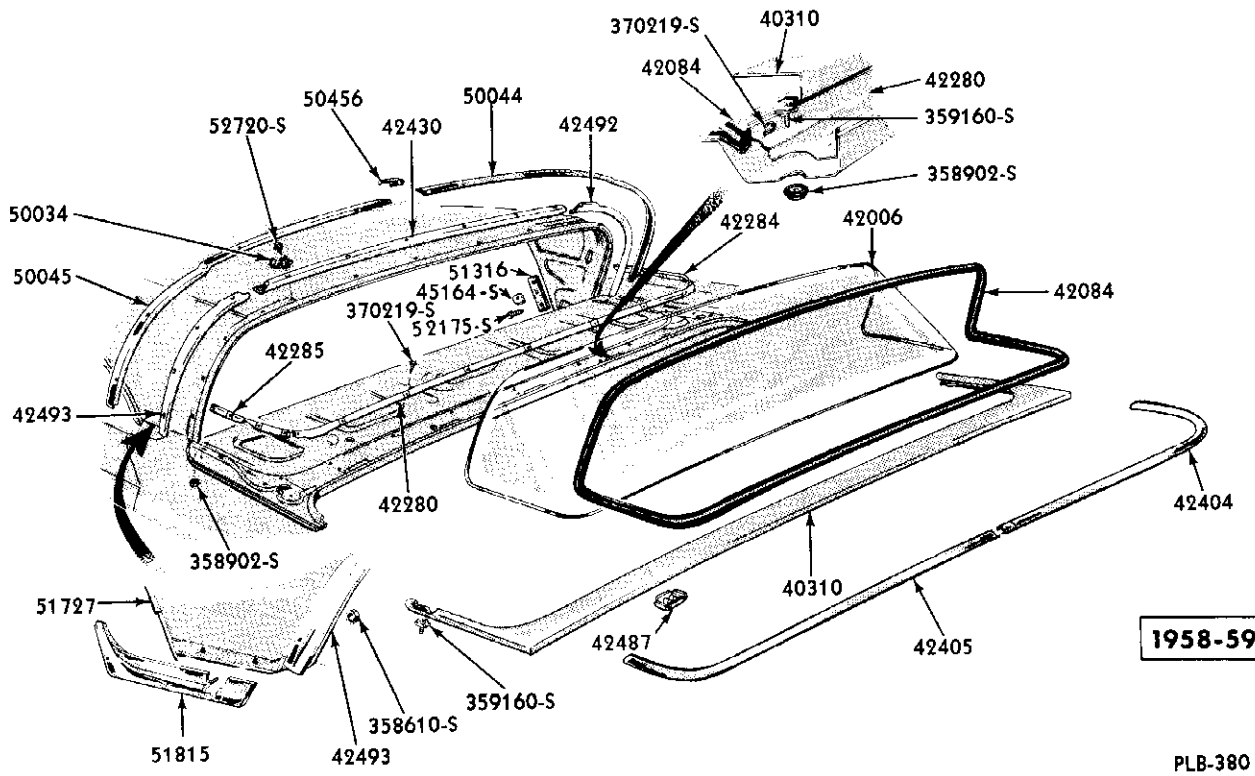
**BACK WINDOW EXTERIOR - BODY TYPE 60**



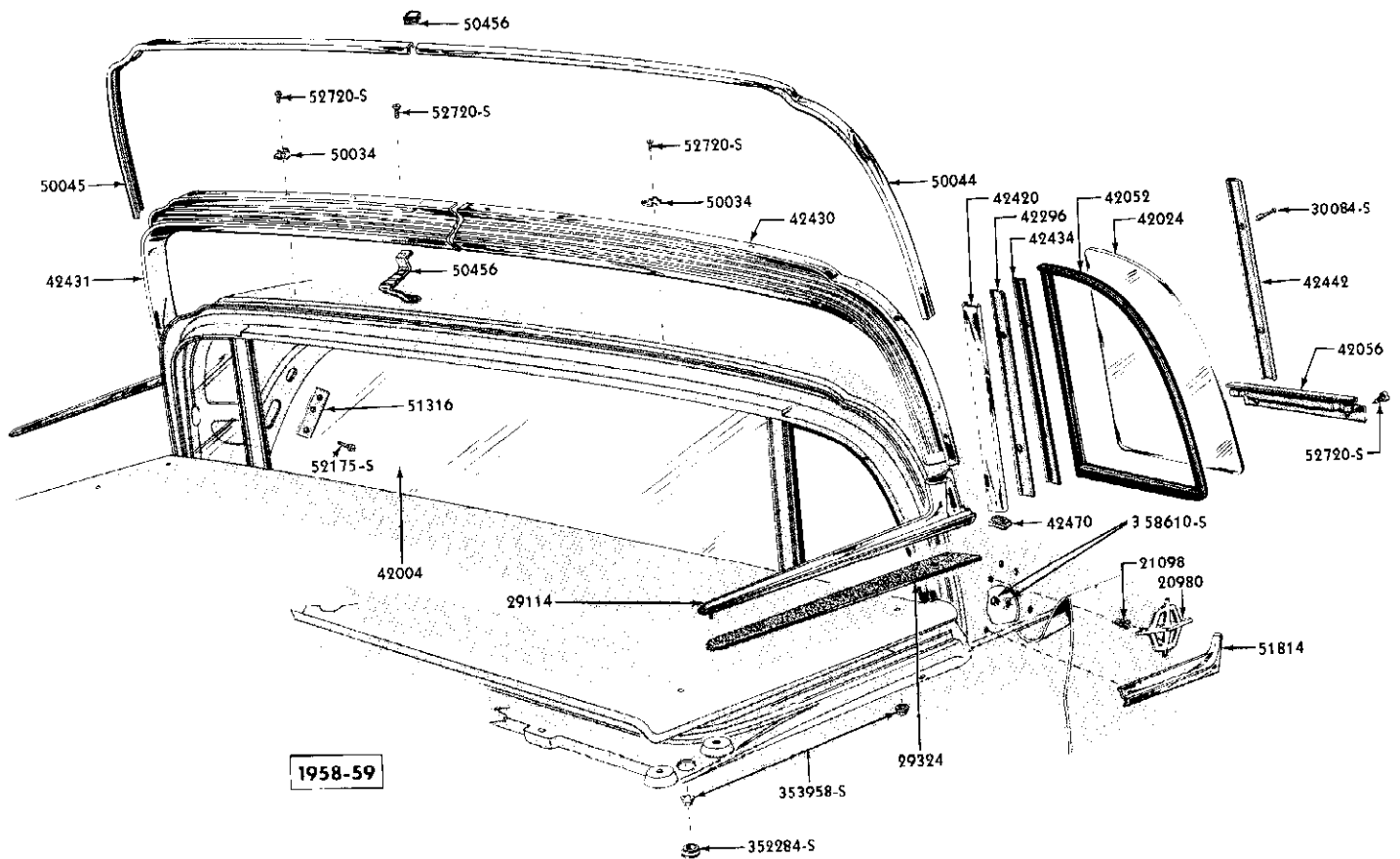
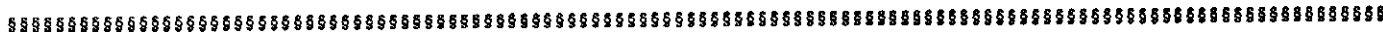
**BACK WINDOW EXTERIOR - BODY TYPE 57**



**BACK WINDOW EXTERIOR - BODY TYPE 58**

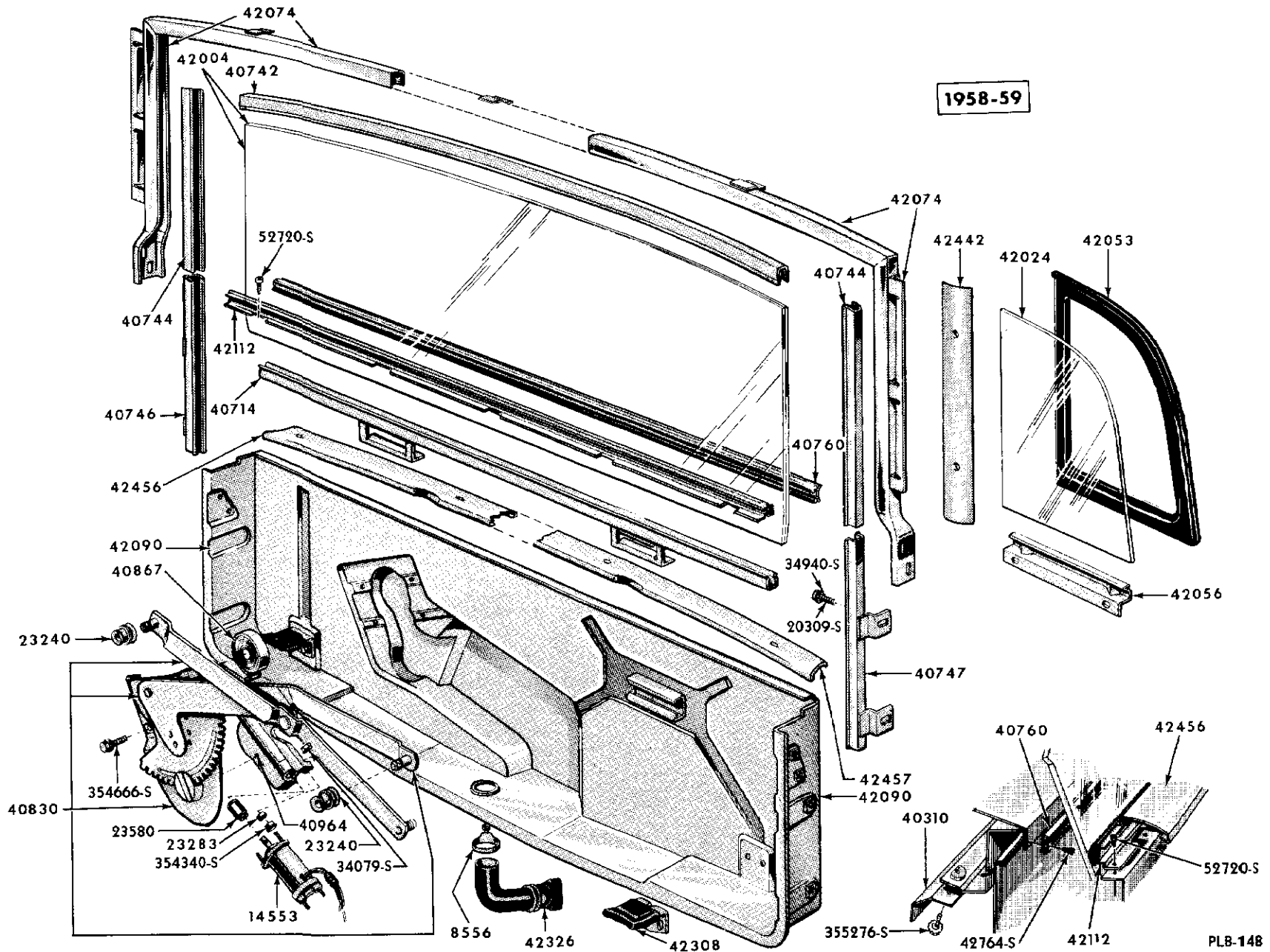


**BACK WINDOW EXTERIOR - BODY TYPES 57 & 63**



**BACK WINDOW EXTERIOR - BODY TYPES 54, 65 & 75**

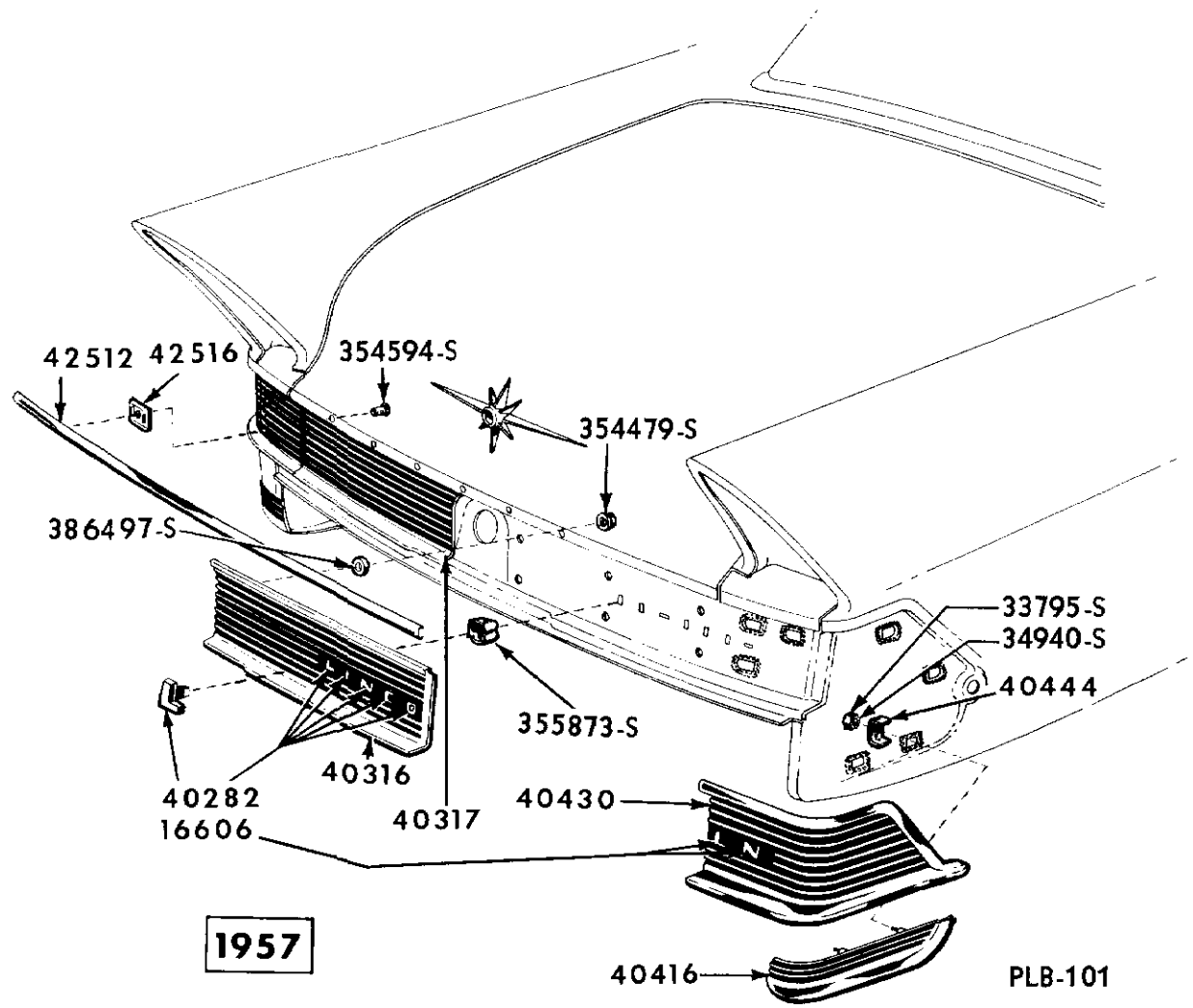
1958-59



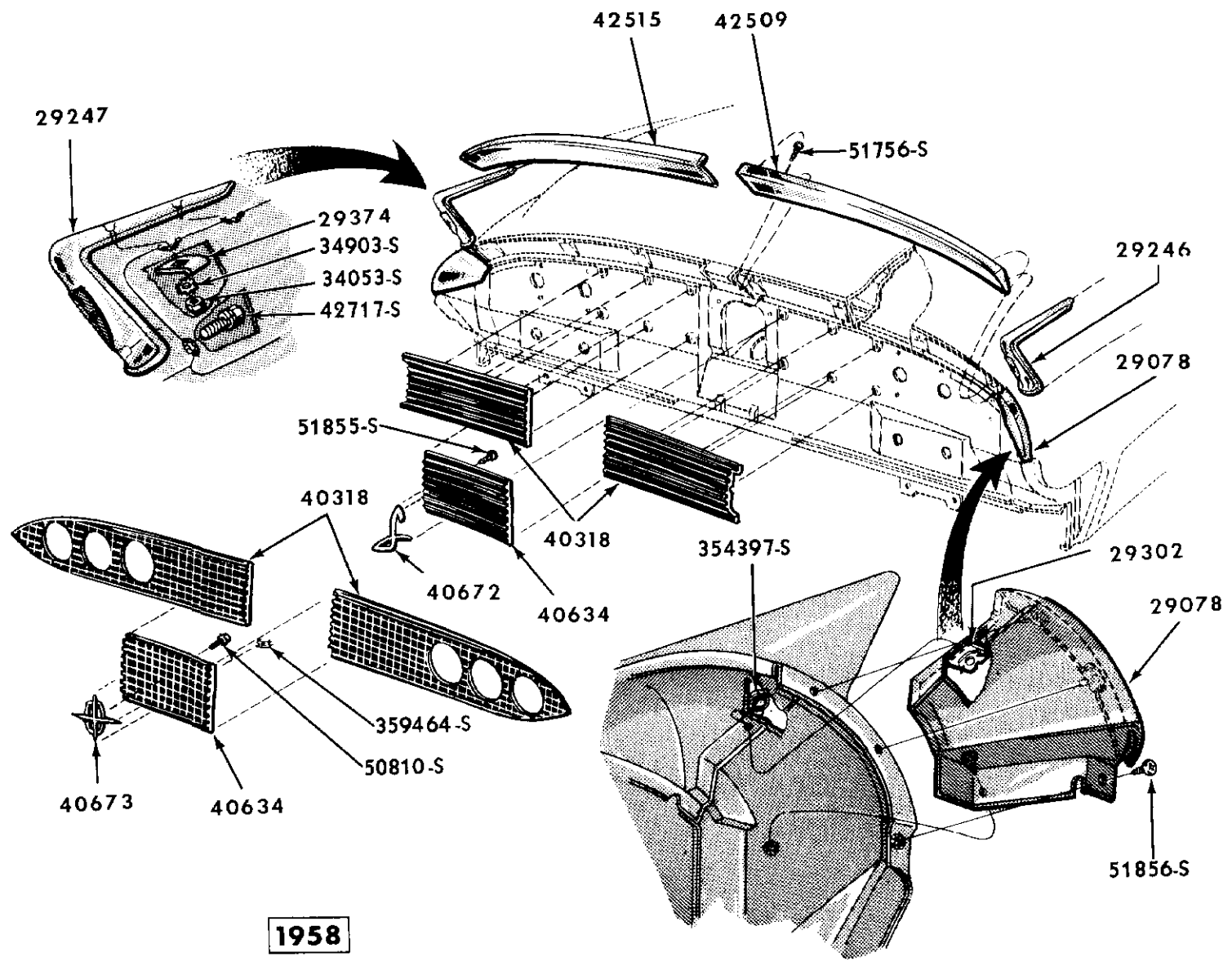
BACK WINDOW INTERIOR , GLASS RUNS & REGULATOR - BODY TYPES 54, 65 & 75

PLB-148





LOWER BACK PANEL MOULDINGS & ORNAMENTS

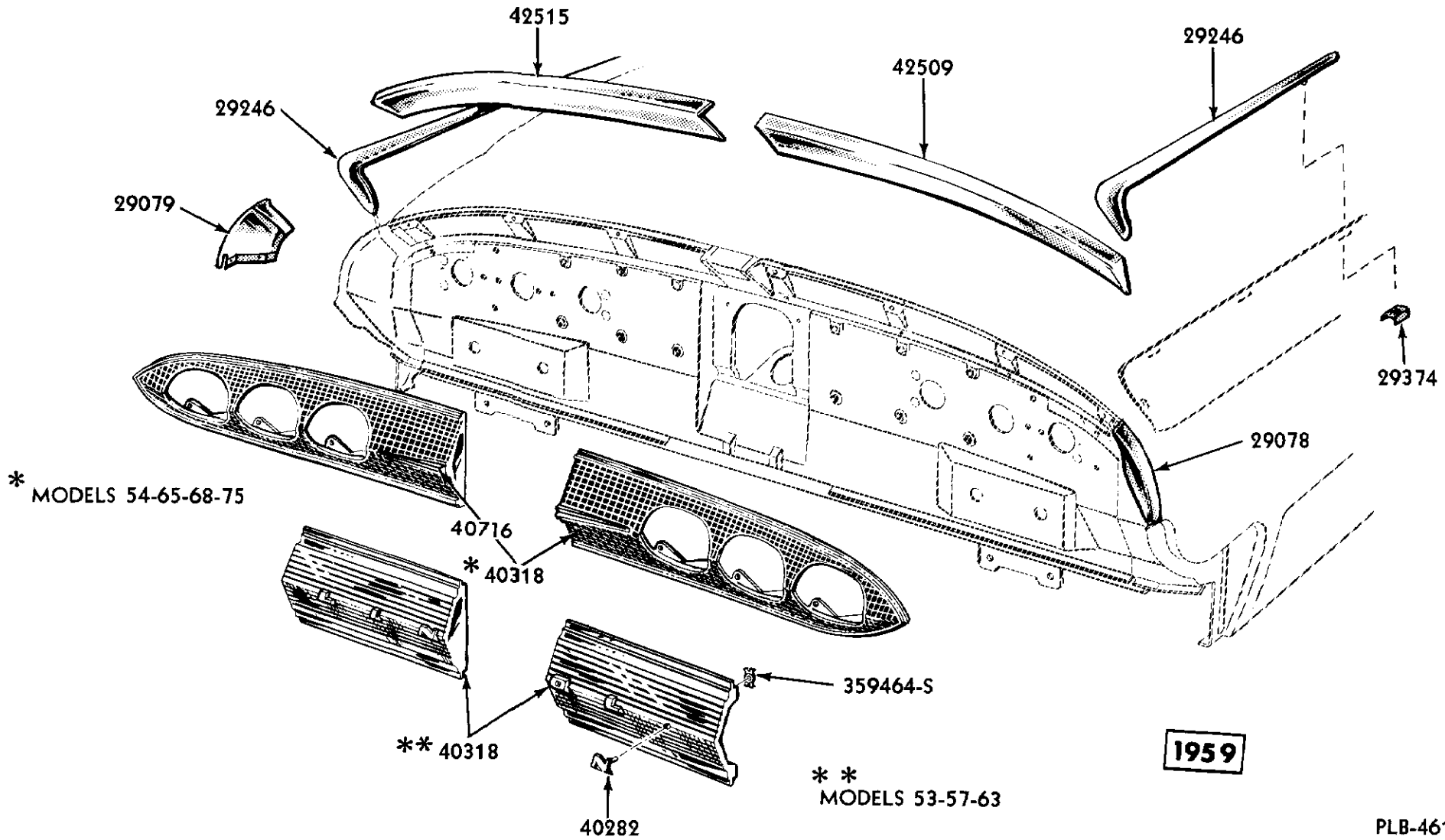


1958

PLB-146

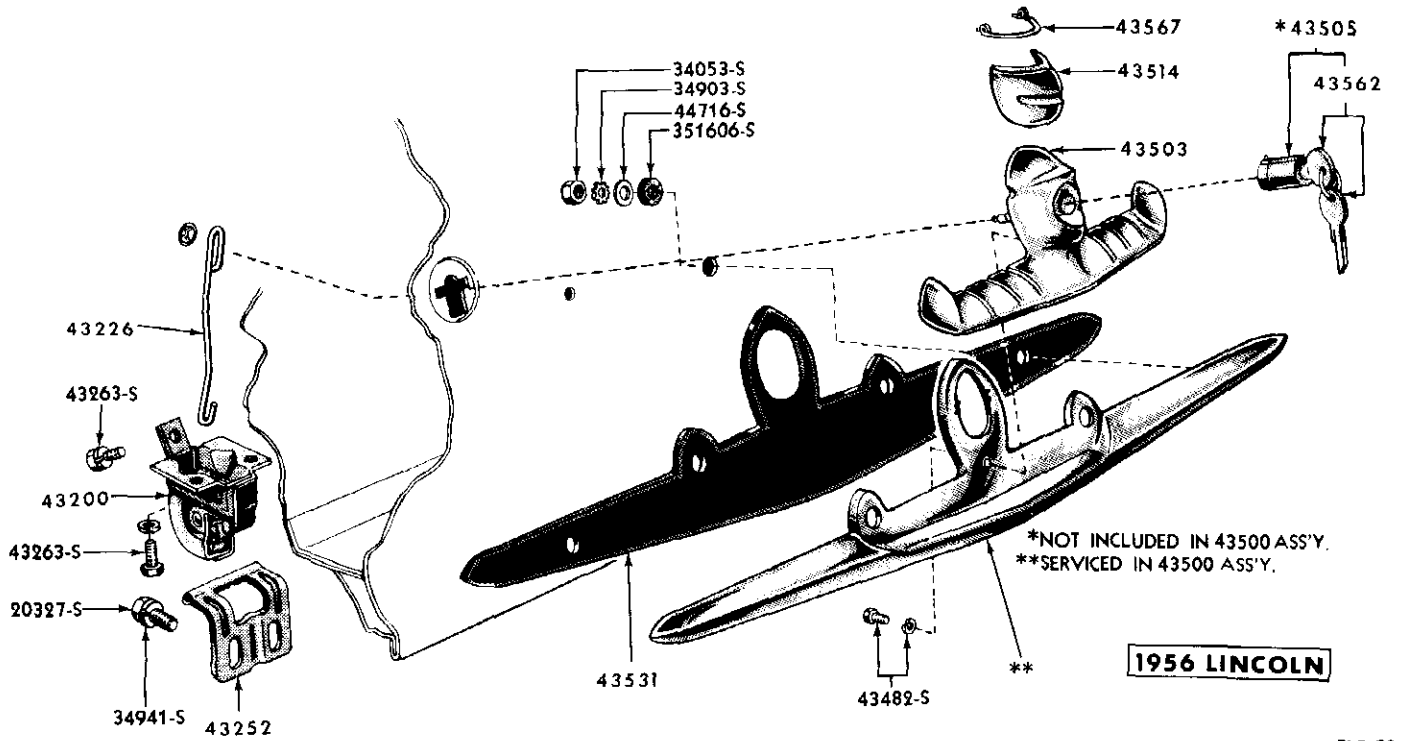
LOWER BACK PANEL MOULDINGS & ORNAMENTS

587

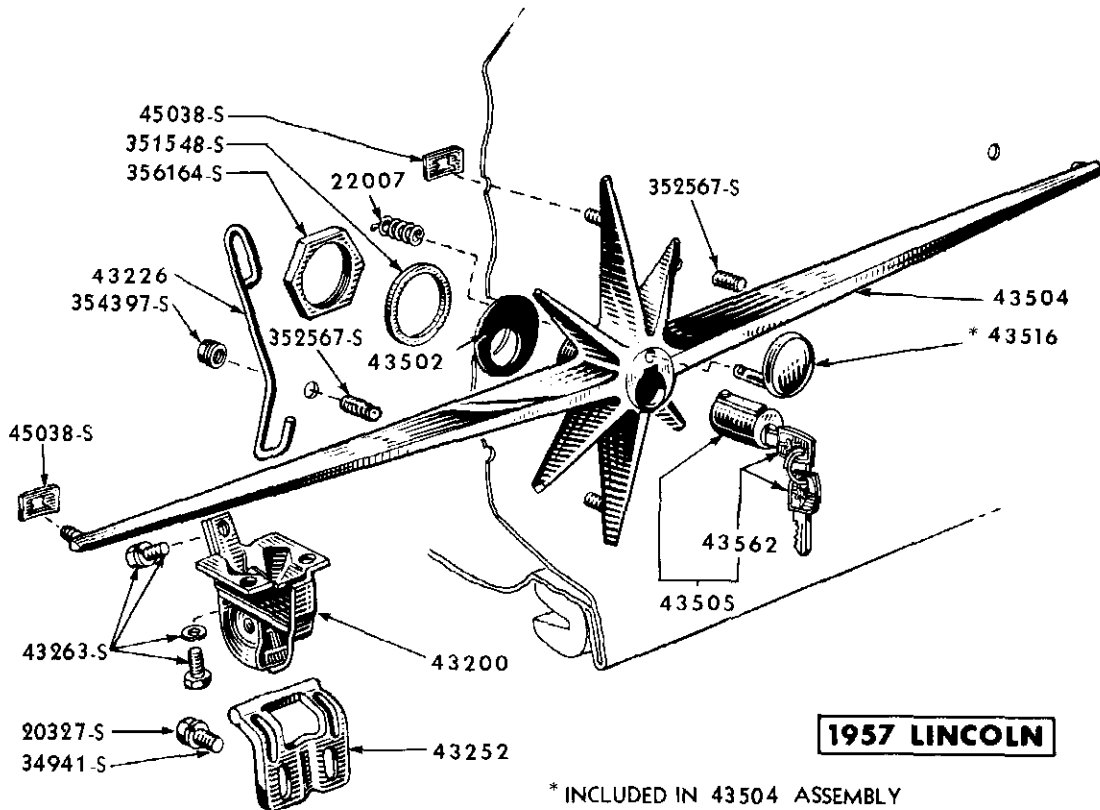
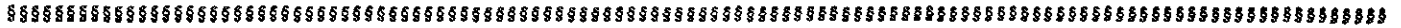


**LOWER BACK PANEL MOULDINGS & ORNAMENTS**

PLB-461

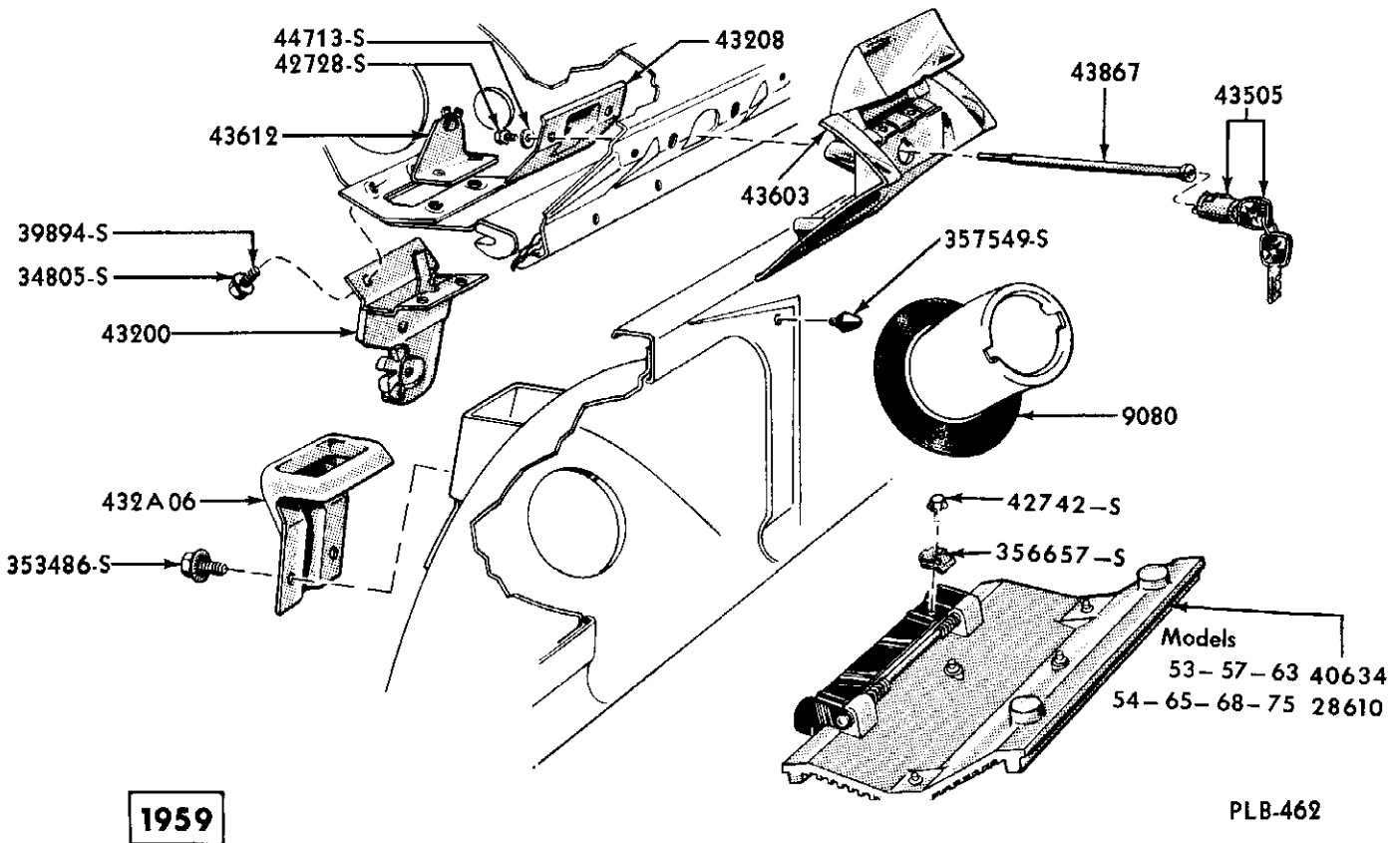
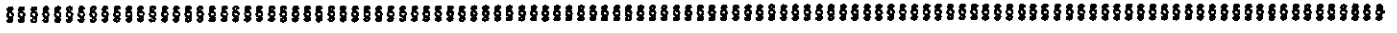
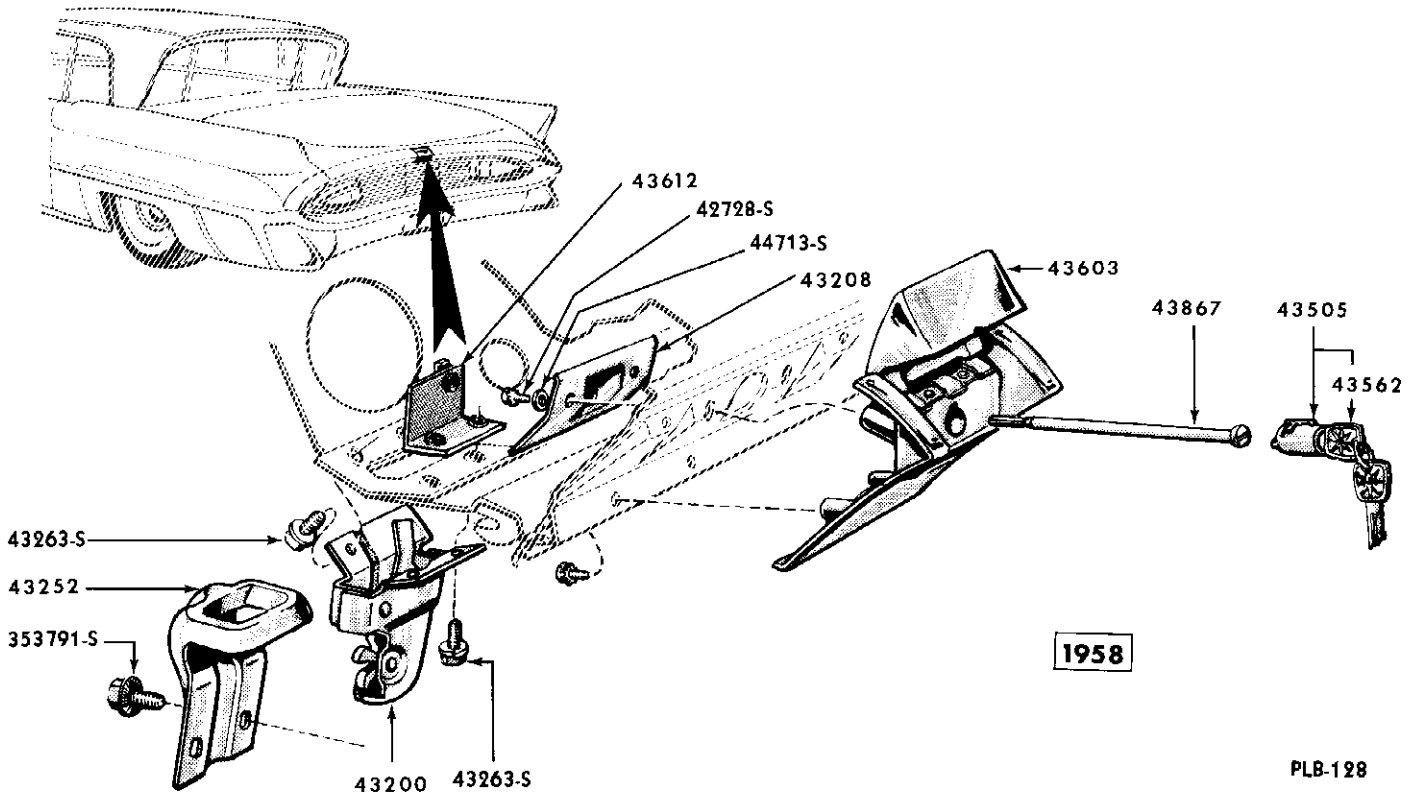


PLB-50

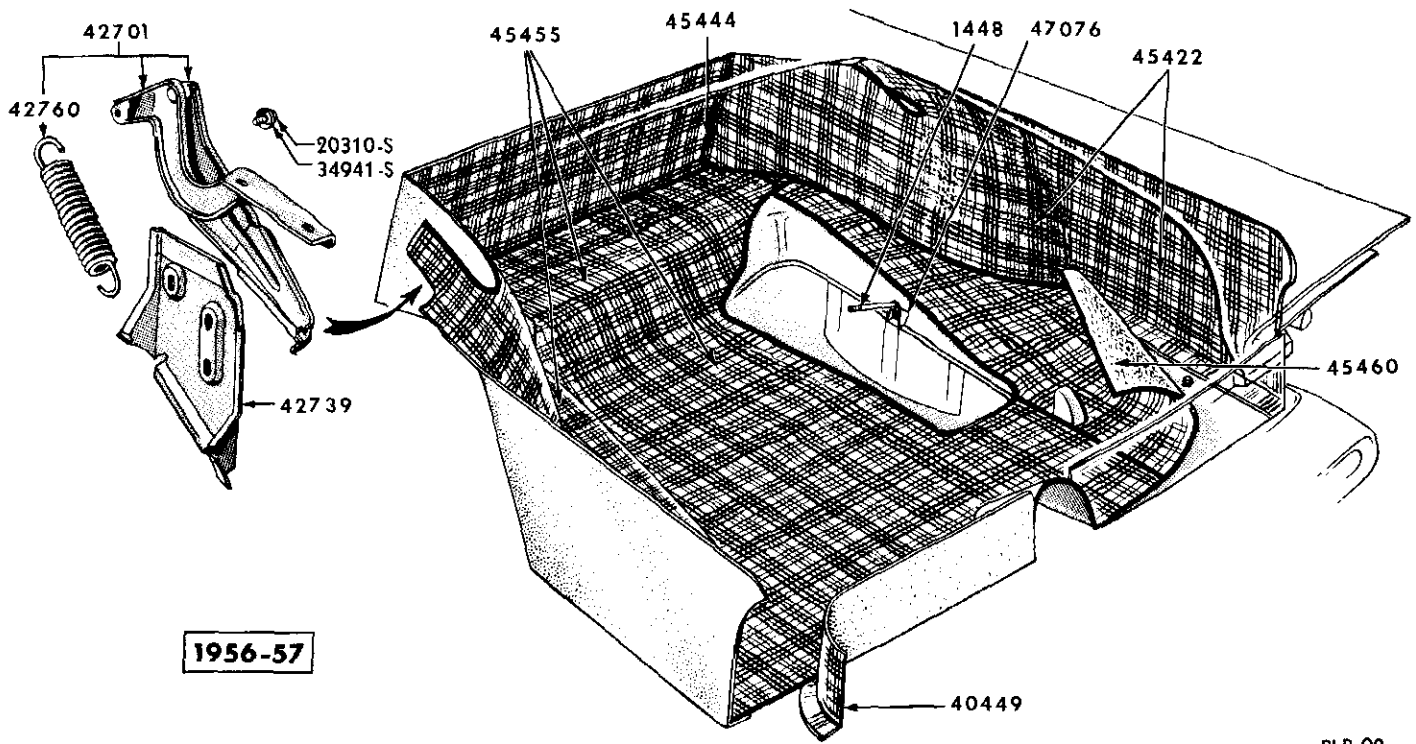


PLB-113

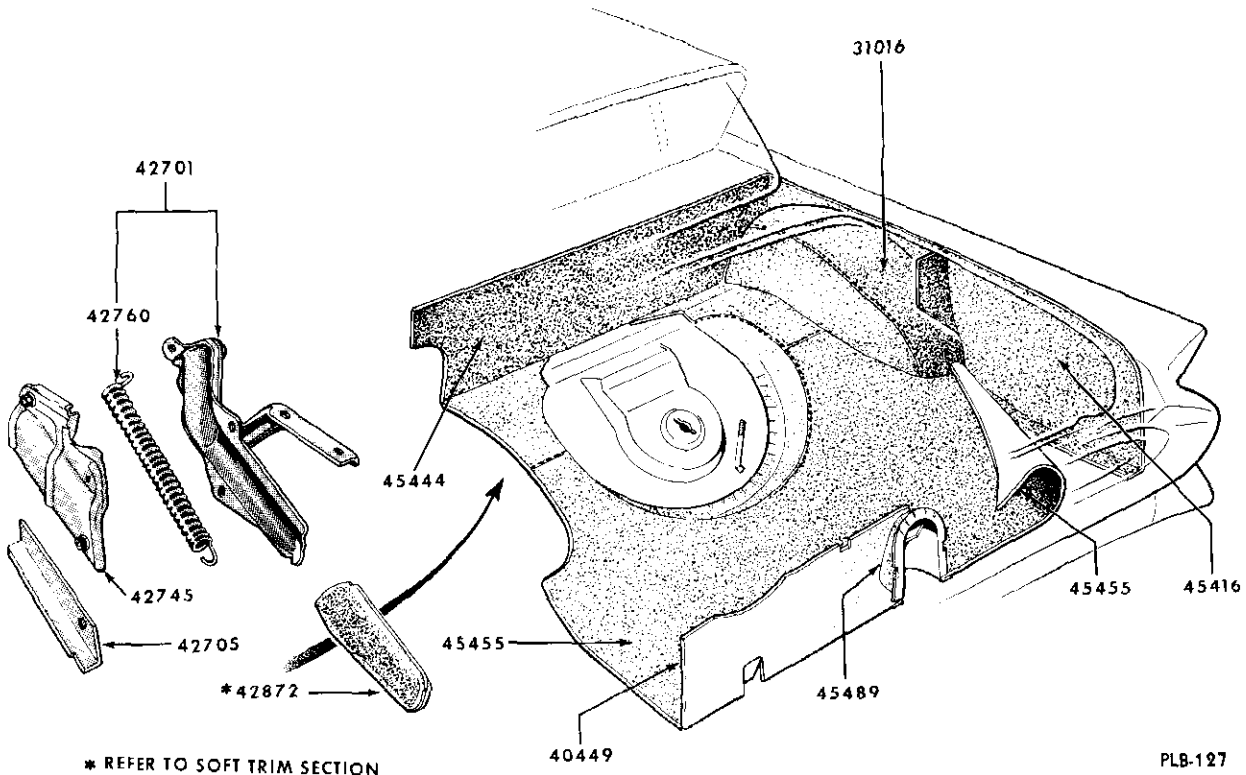

**LUGGAGE COMPARTMENT DOOR HANDLE & LOCK**



**LUGGAGE COMPARTMENT DOOR HANDLE & LOCK**

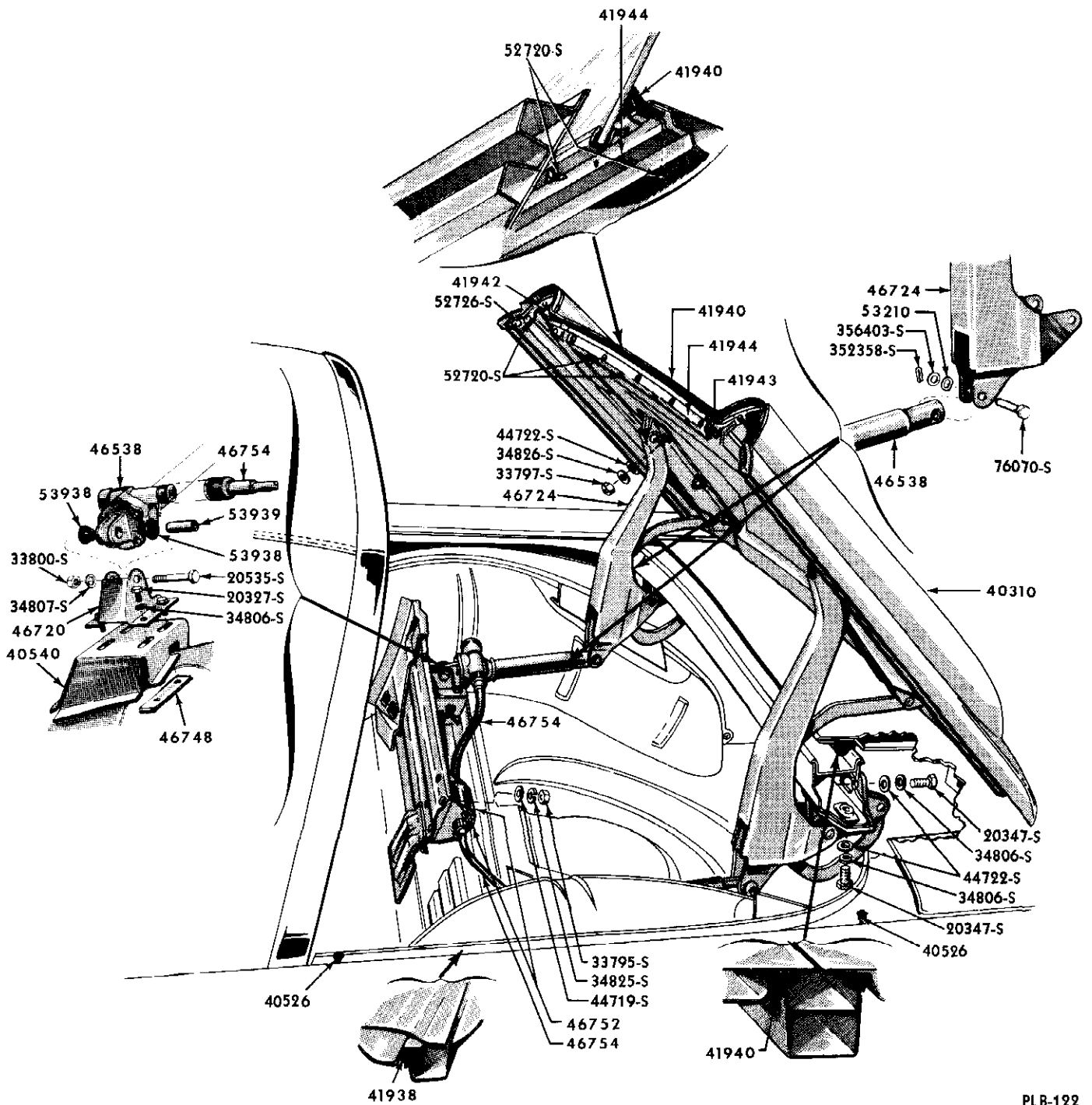


PLB-92



PLB-127

LUGGAGE COMPARTMENT TRIM



1958-59

PLB-122

CONVERTIBLE TOP COMPARTMENT LIFT MECHANISM & WEATHERSTRIP

GROUP AND PART NUMBER	DESCRIPTION, SIZE, ETC.	NO. REQ'D	MODEL OR ENGINE CUBIC INCH DISPLACEMENT	YEAR 19__
<b>40110 DOOR (LUGGAGE COMPARTMENT)</b>				
BAJ 5740110-B	Note - Drill holes for ornamentation	1	All	56/57
BAK 5740110-A		1	All	58/59
<b>40228-9 MOULDING (BACK BELT) SIDE</b>				
BY 7640228-A	R.H. - chrome finish - 24-3/4"	(a) 1	76	56/57
BY 7640229-A	L.H. - chrome finish - 24-3/4"	(a) 1	76	56/57
M 5397-B	Synthetic resin plastic sealer-bulk	AR	a	
354917-S8	Nut-sleeve-No.8-32	5	a	
358620-S10	Stud fastener	5	a	
<b>40242 MOULDING (BACK BELT)</b>				
BY 7640242-A	Chrome finish - center	(a) 1	76	56/57
M 5397-B	Synthetic resin plastic sealer-bulk	AR	a	
354917-S8	Nut-sleeve-No.8-32	6	a	
358620-S10	Stud fastener	6	a	
<b>40282 LETTERS (LOWER BACK PANEL)</b>				
BAJ 5840282-B	Chrome finish - zinc die cast	(a) 1	All	57
PB9L 5340282-A	Letter "C" - #1017880	1	53, 57, 63	59
PB9L 5340282-B	Letter "O" - #1017881	1	53, 57, 63	59
PB9L 5340282-C	Letter "N" - #1017882	2	53, 57, 63	59
PB9L 5340282-D	Letter "I" - #1017883	1	53, 57, 63	59
PB9L 5340282-E	Letter "L" - #1017884	2	53, 57, 63	59
M 5397-B	Synthetic resin plastic sealer-bulk	AR	a	
355873-S32	Speed nut-for 1/8" x 3/8"stud	1	a	
<b>40310 PANEL (UPPER BACK)</b>				
BY 6040310-B	Includes reinforcement luggage compartment door upper and rail belt center	1	60	56/57
BY 7340310-B	Includes reinforcement luggage compartment door upper and rail belt center	1	73	56
		1	57, 58	57
BY 7640310-A	Includes reinforcement luggage compartment door upper and rail belt center	1	76	56/57
BAK 5740310-A		(a) 1	53, 57, 63	58/59
BAK 6840310-A		1	68	58/59
BAK 7540310-A		(a) 1	54, 65, 75	58/59
358902-S10	Nut and washer-1/4"-20	AR	a	
359160-S2	Bolt and retainer-1/4"-20	AR	a	
<b>40316-7 ORNAMENT (LOWER BACK PANEL) CENTER</b>				
BAJ 5840316-B	Center - R.H. - chrome and painted finish	(a) 1	All	57
BAJ 5840317-A	Center - L.H. - chrome and painted finish	(a) 1	All	57
34053-S8	Nut-hex.-No.10-24	6	a	
34903-S8	Lockwasher-external tooth-No.10	6	a	
354479-S7	Nut and washer-No.10-24	6	a	
354558-S10	Screw-pan hd.-No.10-24 x 1/2"	2	a	
356499-S	Washer-flat-asphalt	6	a	
<b>40318-9 ORNAMENT (LOWER BACK PANEL)</b>				
BY 7340318-A	R.H. - 27-31/32" along top edge with (8) chrome plated ridges and (7) depressions painted	(a) 1	All	56
BY 7340319-A	L.H. - 27-31/32" along top edge with (8) chrome plated ridges and (7) depressions painted	(a) 1	All	56
BAK 5740318-A	Aluminum - 5-11/16" x 15-3/4"	2	53, 57, 63	58
BAK 6840318-A	Chrome finish - zinc die cast	2	54, 65, 68, 75	58
PB9L 5340318-A	#1018039	2	53, 57, 63	59
PB9L 6540318-B	#1018232	2	54, 65, 68, 75	59
34053-S8	Nut-hex.-No.10-24	6	a	
34903-S8	Lockwasher-external tooth-No.10	6	a	
44716-S8	Washer-flat-steel-No.10	2	a	
354558-S10	Screw-pan hd.-No.10-24 x 1/2"	2	a	
356499-S	Washer-flat-asphalt	6	a	



GROUP AND PART NUMBER	DESCRIPTION, SIZE, ETC.	NO. REQ'D	MODEL OR ENGINE CUBIC INCH DISPLACEMENT	YEAR 19__
40320 PANEL (LOWER BACK)				
BY 7340320-B		1	All	56
BAJ 5840320-C		1	All	57
40324 PANEL (LOWER BACK)				
BAK 5740324-A		1	53,57,63	58
BAK 6840324-A		1	54,65,68,75	58
PB9L 5340324-A	⊕1000792	1	53,57,63	59
PB9L 5440324-A	⊕1000793	1	54,65,68,75	59
40330-1 EXTENSION (LOWER BACK PANEL)				
BAK 5740330-A	R. H. - steel	1	All	58/59
BAK 5740331-A	L. H. - steel	1	All	58/59
40396 BRACE (LOWER BACK PANEL)				
PB9L 5340396-A	Steel - 2-5/8" x 9-15/16" - ⊕1006209	2	All	58/59
40416-7 ORNAMENT (LOWER BACK PANEL) SIDE LOWER				
BAJ 5840416-A	R. H. - ridges chrome finish - depressions painted (a)	1	All	57
BAJ 5840417-A	L. H. - ridges chrome finish - depressions painted (a)	1	All	57
BAJ 5840444-B	Spacer	2	a	
33795-S7	Nut-light hex. -1/4"-20	2	a	
34940-S7	Lockwasher-external tooth-1/4"	2	a	
40430-1 ORNAMENT (LOWER BACK PANEL) SIDE UPPER				
BAJ 5840430-C	R. H. -ridges chrome finish -depressions painted (a)	1	All	57
BAJ 5840431-B	L. H. -ridges chrome finish -depressions painted (a)	1	All	57
BAJ 5840444-B	Spacer	5	a	
33795-S7	Nut-light hex. -1/4"-20	5	a	
34940-S7	Lockwasher-external tooth-1/4"	5	a	
40448-9 LINING BOARD (LOWER BACK PANEL)				
BY 7340448-BA	R. H. - panelboard - tan and black plaid	1	All	56
BY 7340449-BA	L. H. - panelboard - tan and black plaid	1	All	56
BAJ 5840448-AA	R. H. - tan and black	1	All	57
BAJ 5840449-AA	L. H. - tan and black	1	All	57
40466 PLATE (LOWER BACK PANEL NAME)				
BY 7340466-B	Gold plated lettering - lincoln die casting (a)	1	All	56
45038-S32	Nut-spring-1/8"	5	a	
40526 BUMPER (UPPER BACK PANEL)				
BAK 6840526-A	Steel and rubber	4	68	58/59
40540-1 SUPPORT (UPPER BACK PANEL LIFT TO FLOOR BRACKET)				
BAK 6840540-A	R. H. - steel	1	68	58/59
BAK 6840541-A	L. H. - steel	1	68	58/59
40546 COVER (UPPER BACK PANEL TO SEAT BACK OPENING)				
BAK 6840546-A	Rustless steel - 52" includes retainer (a)	1	68	58
EDBAK 6840546-A		1	68	59
BAK 6840554-A	Retainer and clip	3	a	
40554 RETAINER & CLIP (UPPER BACK PANEL TO SEAT BACK OPENING COVER)				
BAK 6840554-A	Used with group 40546	3	68	58/59
40557 SEAL (UPPER BACK INSIDE PANEL)				
BAF 6340557-A	Sponge - used on luggage compartment lock	1	All	59
40558 RETAINER (UPPER BACK PANEL TO SEAT BACK OPENING COVER)				
BAK 6840558-A	Steel	2	68	58/59

GROUP AND PART NUMBER	DESCRIPTION, SIZE, ETC.	NO. REQ'D	MODEL OR ENGINE CUBIC INCH DISPLACEMENT	YEAR 19__
40559	BUMPER (UPPER BACK PANEL)			
BAK 6840559-A		1	68	58/59
40572-3	STRIP (UPPER BACK PANEL TO SEAT BACK OPENING COVER)			
BAK 6840572-A	R.H. - rubber	1	68	58/59
BAK 6840573-A	L.H. - rubber	1	68	58/59
40634	DOOR (FUEL FILLER OPENING)			
BAK 5740634-A	Aluminum - with (7) ridges - 6" x 7-29/32"	1	57,63	58
BAK 6840634-A	Chrome finish - zinc die cast - with Lincoln emblem - 6" x 8-1/16"	1	54,65,68,75	58
PB9L 5340634-A	⊕1018031	1	53,57,63	59
40672	LETTER "L" (FUEL FILLER OPENING DOOR)			
BAK 5740672-A	Aluminum (a)	1	53,57,63	58
51855-S8	Screw-pan hd.cr.rec.tap-No.8-32 x 3/8"	3	a	
40673	ORNAMENT STAR (FUEL FILLER OPENING DOOR)			
BAK 6840873-A	Aluminum	1	54,65,68,75	58
40678	PIN (FUEL FILLER OPENING DOOR HINGE)			
BAK 5740678-A	Steel - 1/4" dia. x 5-1/4" long (a)	1	All	58/59
44714-S8	Washer-flat-No.11	1	a	
358883-S8	Pin-self locking	1	a	
40679	SPRING (FUEL FILLER OPENING DOOR HINGE)			
BAK 5740679-A	Steel - 3" o/all length	1	All	58
PB9L 5340679	3" long - ⊕1005618	1	All	59
40680	HINGE (FUEL FILLER OPENING DOOR HINGE)			
BAK 5740680-A	Steel - 4-27/32" long	1	All	58
PB9L 5340680-A	⊕1005615	1	All	59
40714	CHANNEL (BACK WINDOW CENTER GLASS)			
BAK 6840714-A		1	68	58/59
BAK 7540714-B		1	54,65,75	58/59
40716	EXTENSION (FUEL FILLER OPENING DOOR ORNAMENT TO LOWER BACK PANEL)			
PB9L 5440716-A	⊕1006481	2	54,65,68,75	59
40742	RUN (BACK WINDOW GLASS) TOP			
BAK 6840742-A		1	68	58/59
BAK 7540742-A		1	54,65,75	58/59
40744-5	RUN (BACK WINDOW GLASS) SIDE			
BAK 6840744-A	R.H.	1	68	58/59
BAK 6840745-A	L.H.	1	68	58/59
BAK 7540744-A	Upper	2	54,65,75	58/59
40746-7	RUN (BACK WINDOW GLASS) SIDE LOWER			
BAK 7540746-B	R.H. - lower	1	54,65,75	58/59
BAK 7540747-B	L.H. - lower	1	54,65,75	58/59
40748	FRAME (BACK WINDOW GLASS)			
BAK 6840748-A		1	68	58/59
40760	WEATHERSTRIP (BACK WINDOW GLASS AT BELT)			
BAK 7540760-A	Rustless steel and rubber - 42-5/32" long (a)	1	54,65,75	58
BAK 7540760-B	Rustless steel and rubber - 42-5/32" long (a)	1	54,65,75	59
42764-S8	Screw and washer assy. - hex. hd. - 5/16"-24 x 1/2"	AR	a	
40805	ARM (BACK WINDOW REGULATOR)			
BAK 6840805-B		1	68	58/59

GROUP AND PART NUMBER	DESCRIPTION, SIZE, ETC.	NO. REQ'D	MODEL OR ENGINE CUBIC INCH DISPLACEMENT	YEAR 19__
40830 REGULATOR (BACK WINDOW) LESS MOTOR				
B9LB 7540830-A	"Hupp" type (a)	1	54, 65, 75	58/59
BAK 7540830-B	Use with "Dura" electric windows (a)	1	54, 65, 75	59
354666-S2	Screw-hex. washer hd. -No. 12-24 x 3/8"	AR	a	
40867 SPRING (BACK WINDOW REGULATOR COUNTER BALANCE)				
BAK 7540867-A	Spring steel	1	54, 65, 75	58
BAK 6840867-A	Steel wire	2	68	58/59
BAK 7540867-B		1	54, 65, 75	59
40892 SUPPORT (BACK WINDOW REGULATOR MOTOR MOUNTING)				
BAK 6840892-A	Steel	1	68	58/59
40932 PANEL (BACK WINDOW REGULATOR MOUNTING)				
BAK 6840932-B	Steel (a)	1	68	58/59
20327-S8	Bolt-hex. hd. -5/16"-24 x 5/8"	8	a	
34941-S7	Washer-external tooth lock-5/16"	8	a	
44722-S8	Washer-flat-5/16"	8	a	
40964 DRIVE (BACK WINDOW REGULATOR)				
BAK 7540964-B	Type "Dura" - see basic group 30305 for "HUPP" design	1	54, 65, 75	59
41736-7 RAIL (BELT SIDE)				
BAJ 6041736-A	R. H.	1	60	56/57
BAJ 6041737-A	L. H.	1	60	56/57
BAK 6341736-B	R. H.	1	63, 65	58/59
BAK 6341737-B	L. H.	1	63, 65	58/59
BAK 6841736-B	R. H. - steel	1	68	58/59
BAK 6841737-B	L. H. - steel	1	68	58/59
41758-9 TROUGH (BELT SIDE DRAIN)				
BAK 6841758-A	R. H. - steel - 3-5/16" x 7-1/2"	1	68	58/59
BAK 6841759-A	L. H. - steel - 3-5/16" x 7-1/2"	1	68	58/59
41790-1 EXTENSION (BELT SIDE OUTER RAIL)				
BY 6041790-A	R. H.	1	60	56/57
BY 6041791-A	L. H.	1	60	56/57
41938 WEATHERSTRIP (UPPER BACK PANEL) REAR				
BAK 6841938-A	Rubber - 111-7/8" long	1	68	58
41940 WEATHERSTRIP (UPPER BACK PANEL) FRONT				
BAK 6841940-B	Rubber	1	68	58/59

GROUP AND PART NUMBER	DESCRIPTION, SIZE, ETC.	NO. REQ'D	MODEL OR ENGINE CUBIC INCH DISPLACEMENT	YEAR 19
41942-3 RETAINER (UPPER BACK PANEL FRONT WEATHERSTRIP)				
BAK 6841942-A	R.H. - outer - steel (a)	1	68	58/59
BAK 6841943-A	L.H. - outer - steel (a)	1	68	58/59
52720-S8	Screw-pan hd.cr.rec.tap.-No.8-15 x 3/8"	8	a	
52726-S8	Screw-pan hd.cr.rec.tap.-No.8-15 x 1/2"	2	a	
41944 RETAINER (UPPER BACK PANEL FRONT WEATHERSTRIP)				
BAK 6841944-A	Center - steel - 48" long (a)	1	68	58/59
52720-S8	Screw-pan hd.cr.rec.tap.-No.8-15 x 3/8"	8	a	
52726-S8	Screw-pan hd.cr.rec.tap.-No.8-15 x 1/2"	2	a	
42004 GLASS (BACK WINDOW) CENTER				
BAK 6842004-A	Clear	1	68	58
BAK 7542004-A	Clear	1	54,65,75	58
BAK 6842004-B	Tinted	1	68	58/59
BAK 7542004-D	Tinted	1	54,65,75	58/59
42006 GLASS (BACK WINDOW)				
BY 7342006-A	Clear	1	73	56
BY 7342006-B	Tinted	1	73	56
BY 6042006-A	Clear	1	60	56/57
BY 6042006-B	Tinted	1	60	56/57
BAJ 5842006-A	Clear	1	57,58	57
BAJ 5842006-B	Tinted	1	57,58	57
BAK 5742006-A	Clear	1	53,57,63	58/59
BAK 5742006-B	Tinted	1	53,57,63	58/59
42024 GLASS (BACK WINDOW) SIDE				
BAK 6842024-A	Clear	2	68	58
BAK 7542024-A	Clear	2	54,65,75	58
BAK 6842024-B	Tinted	2	68	58/59
BAK 7542024-B	Tinted	2	54,65,75	58/59
42052-3 WEATHERSTRIP (BACK WINDOW SIDE GLASS)				
BAK 7542052-A	R.H. - rubber	1	54,65,75	58/59
BAK 7542053-A	L.H. - rubber	1	54,65,75	58/59
42056 STRIP (BACK WINDOW SIDE GLASS RETAINING LOWER INNER)				
BAK 7542056-A	Steel (a)	2	54,65,75	58/59
52720-S8	Screw-pan hd.cr.rec.tap.-No.8-15 x 3/8"	4	a	
42074 RETAINER (BACK WINDOW GLASS TOP RUN)				
COLB 7542074-A		1	54,65,75	58/59
42080 REINFORCEMENT (BACK WINDOW GLASS TOP RUN-RETAINER)				
BAK 7542080-A	Steel	1	54,65,75	58
42081 REINFORCEMENT (BACK WINDOW GLASS TOP RUN RETAINER)				
BAK 7542081-A		1	54,65,75	59

GROUP AND PART NUMBER	DESCRIPTION, SIZE, ETC.	NO. REQ'D	MODEL OR ENGINE CUBIC INCH DISPLACEMENT	YEAR 19__
42084 WEATHERSTRIP (BACK WINDOW)				
BY 7342084-A	Rubber	1	73	56
BY 6042084-A	Rubber	1	60	56/57
BAJ 5842084-A	Rubber	1	57,58	57
B9LB 5742084-A	Rubber	1	53,57,63	58/59
42090 HOUSING (BACK WINDOW)				
BAK 7542090-A		1	54,65,75	58
BAK 7542090-B		1	54,65,75	59
42100 COVER (BACK WINDOW HOUSING)				
BAK 7542100-A		1	54,65,75	58/59
42112 SPACER (BACK WINDOW HOUSING COVER)				
BAK 7542112-A		(a) 1	54,65,75	58/59
52720-S8	Screw-pan hd. cr. rec. -No.8-15 x 3/8"	6	a	
42208 FRAME (BACK WINDOW) UPPER				
BY 6042208-A		1	60	56/57
BAJ 5842208-A		1	57,58	57
BAK 5742208-A		1	All except 68	58/59
42278-9 FRAME (BACK WINDOW) UPPER INNER SIDE				
BAK 5742278-A	R.H. - steel	1	All except 68	58/59
BAK 5742279-A	L.H. - steel	1	All except 68	58/59
42280 RETAINER (BACK WINDOW) CENTER				
BAK 5742280-A	Steel	(a) 1	53,57,63	58/59
370219-S8	Screw-rd. washer hd. -No.8-15 x 1/2"	AR	a	
42284-5 RETAINER (BACK WINDOW) SIDE				
BAK 5742284-A	R.H. - steel	(a) 1	53,57,63	58/59
BAK 5742285-A	L.H. - steel	(a) 1	53,57,63	58/59
370219-S8	Screw-rd. washer hd. -No.8-15 x 1/2"	AR	a	
42294 RETAINER (BACK WINDOW DIVISION BAR OUTSIDE MOULDING)				
BAK 6842294-A	Steel - 1" with (1) 7/32" dia. hole	4	68	58/59
42296 RETAINER (BACK WINDOW DIVISION BAR OUTSIDE MOULDING)				
BAK 7542296-A	Zinc plate - 1-15/64" x 10-21	2	54,65,75	58/59
42302 BRACKET (BACK WINDOW HOUSING ANCHOR)				
BAK 7542302-A	Steel	2	54,65,75	58/59
42308 STOP (BACK WINDOW) LOWER				
BAE 6542308-A		2	54,65,75	58
BAK 6542308-A		2	54,65,75	59
42318 RETAINER (BACK WINDOW SIDE MOULDING)				
BAJ 5842318-A	3/4" x 29/32" - includes stud - lower outer - used with 42492-3	2	57,58	57
42326 HOSE (BACK WINDOW HOUSING DRAIN)				
B9LB 7542326-A	Rubber	1	54,65,75	58/59
42340 EXTENSION (BACK WINDOW HOUSING SUPPORT)				
BAK 7542340-A	Steel	1	54,65,75	58/59

GROUP AND PART NUMBER	DESCRIPTION, SIZE, ETC.	NO. REQ'D	MODEL OR ENGINE CUBIC INCH DISPLACEMENT	YEAR 19__
<b>42404-5 MOULDING (BACK WINDOW OUTSIDE-LOWER)</b>				
BY 7342404-A	R.H. - chrome finish	(a) 1	73	56
BY 7342405-A	L.H. - chrome finish	(a) 1	73	56
BY 6042404-A	R.H. - chrome finish	(a) 1	60	56/57
BY 6042405-A	L.H. - chrome finish	(a) 1	60	56/57
BAJ 5842404-A	R.H. - chrome finish	(a) 1	57,58	57
BAJ 5842405-A	L.H. - chrome finish	(a) 1	57,58	57
BAK 5742404-A	R.H.	(b) 1	53,57,63	58/59
BAK 5742405-A	L.H.	(b) 1	53,57,63	58/59
34053-S8	Nut-hex. -No.10-24	5	a	
34903-S8	Washer-external tooth-No.10	5	a	
BY 7342480-A	Retainer	10	a	
B9LB 5742487-A	Retainer	16	b	
<b>42410-1 MOULDING (BACK WINDOW GARNISH) UPPER</b>				
BY 6042410-A	Chrome finish - 15/16" x 56-3/8"	(a) 1	60	56
BY 7342410-C	Chrome finish - 15/16" x 37-11/16" - used with air conditioner	1	73	56
BAJ 6042410-A	Rustless steel - 56-3/8"	(a) 1	60	57
BAJ 6042410-B	Rustless steel - 37-3/4" - used with air conditioner	(a) 1	60	57
BAK 6542410-AP	R.H. - in prime - used on jobs up to 1-2-58	(b) 1	54,65,75	58
BAK 6542411-AP	L.H. - in prime - used on jobs up to 1-2-58	(b) 1	54,65,75	58
BAK 5742410-AP	R.H. - in prime	(b) 1	53,57,63	58/59
BAK 5742411-AP	L.H. - in prime	(b) 1	53,57,63	58/59
COLB 6542410-A	R.H. - chrome finish - used on cars built after 1-2-58	1	54,65,75	58/59
COLB 6542411-A	L.H. - chrome finish - used on cars built after 1-2-58	1	54,65,75	58/59
52376-S13	Screw-oval hd.cr.rec.tap-No.8-15 x 1"	1	a	
352654-S13	Screw-oval hd.cr.rec.-No.8-15 x 3/4"	16	b	
359732-S13	Screw-oval hd.cr.rec.-No.8-15 x 1-1/4"	4	b	
<b>42416-7 MOULDING (BACK WINDOW GARNISH) SIDE</b>				
BY 7342416-A	R.H. - chrome finish	1	73	56
BY 7342417-A	L.H. - chrome finish	1	73	56
BAJ 5842416-A	R.H. - chrome finish - 1 x 29-1/2" long	(a) 1	57,58	57
BAJ 5842417-A	L.H. - chrome finish - 1 x 29-1/2" long	(a) 1	57,58	57
BAJ 5842416-B	R.H. - chrome finish - 1 x 17-25/32" - used with air conditioner	(a) 1	57,58	57
BAJ 5842417-B	L.H. - chrome finish - 1 x 17-25/32" - used with air conditioner	(a) 1	57,58	57
52350-S13	Screw-oval hd.cr.rec.tap-No.6-18 x 5/8"	1	a	
<b>42420-1 MOULDING (BACK WINDOW DIVISION BAR OUTSIDE)</b>				
BAK 6842420-A	R.H. - chrome finish - rustless steel	1	68	58/59
BAK 6842421-A	L.H. - chrome finish - rustless steel	1	68	58/59
BAK 7542420-B	Chrome finish - rustless steel	2	54,65,75	58/59
<b>42430-1 MOULDING (BACK WINDOW OUTSIDE) UPPER</b>				
BY 7342430-A	Chrome finish - 61/64" x 57-13/32" long	1	73	56
BY 6042430-A	Chrome finish - 61/64" x 59-31/64" long	(a) 1	60	56/57
BAJ 5742430-A	Chrome finish - 1-9/16" x 47-29/32" long	1	57	57
BAJ 5842430-A	Chrome finish - 1-19/64" x 58-37/64" long	1	58	57
BAK 5742430-A	Center - chrome finish	(b) 1	53,57,63	58/59
BAK 7542430-A	R.H. - chrome finish	1	54,65,75	58/59
BAK 7542431-A	L.H. - chrome finish	1	54,65,75	58/59
52720-S8	Screw-pan hd.cr.rec.tap.-No.8-15 x 3/8"	6	b	
52734-S8	Screw-pan hd.-No.8-15 x 5/8"	2	a	
<b>42434 SEAL (BACK WINDOW DIVISION BAR OUTSIDE MOULDING)</b>				
BAK 7542434-A	Rubber	2	54,65,75	58/59

GROUP AND PART NUMBER	DESCRIPTION, SIZE, ETC.	NO. REQ'D	MODEL OR ENGINE CUBIC INCH DISPLACEMENT	YEAR 19__
42440-1 MOULDING (BACK WINDOW GARNISH) SIDE				
BAJ 5842440-A	R.H. - side end - chrome finish - used with 42416-B for air conditioner	(a) 1	57,58	57
BAJ 5842441-A	L.H. - side end - chrome finish - used with 42417-B for air conditioner	(a) 1	57,58	57
52350-S13	Screw-oval hd. cr. rec. tap-No. 6-18 x 5/8"	1	a	
42442 MOULDING (BACK WINDOW DIVISION BAR) INSIDE				
BAK 7542442-A	Rustless steel	(a) 2	54, 65, 75	58/59
30084-S13	Screw-oval hd. mach. screw-No. 8-32 x 1/8"	4	a	
42456-7 MOULDING (BACK WINDOW GARNISH) LOWER				
BAK 7542456-AP	R.H. - in prime - used on jobs up to 1-2-58	(a) 1	54, 65, 75	58
BAK 7542457-AP	L.H. - in prime - used on jobs up to 1-2-58	(a) 1	54, 65, 75	58
B9LB 7542456-A	R.H. - used on cars built after 1-2-58	1	54, 65, 75	58
B9LB 7542457-A	L.H. - used on cars built after 1-2-58	1	54, 65, 75	58
B9LB 7542456-B	R.H. - chrome finish	(b) 1	54, 65, 75	59
B9LB 7542457-B	L.H. - chrome finish	(b) 1	54, 65, 75	59
52720-S8	Screw-pan hd. cr. rec. -No. 8-15 x 3/8"	AR	b	
359570-S13	Screw-oval hd. cr. rec. -No. 8-15 x 1-3/8"	12	a	
42458-9 COVER (BACK WINDOW GARNISH MOULDING JOINT)				
BY 7342458-A	R.H. - chrome finish - corner joint	1	73	56
		1	57,58	57
BY 7342459-A	L.H. - chrome finish - corner joint	1	73	56
		1	57,58	57
BAK 5742458-AP	Center - upper - in prime - used on jobs up to 1-2-57	(a) 1	All except 68	58
	Center - lower - in prime - used on jobs up to 1-2-58	(a) 1	54, 65, 75	58
	Used on jobs after 1-2-58	(a) 1	53, 57, 63	58/59
BAK 7542458-A	Used on jobs after 1-2-58	(a) 2	54, 65, 75	58/59
352654-S13	Screw-oval hd. cr. rec. -No. 8-15 x 3/8"	2	a	
359570-S13	Screw-oval hd. cr. rec. -No. 8-15 x 1-3/8"	2	a	
42466-7 RETAINER (BACK WINDOW SIDE MOULDING)				
BAJ 5842466-A	R.H. - 2-5/16" long - used with group 42492	1	57,58	57
BAJ 5842467-A	L.H. - 2-5/16" long - used with group 42493	1	57,58	57
42468 RETAINER (GARNISH MOULDINGS)				
BY 7342468-A	Back window - upper	3	All except 76	56/57
42470 TIP (BACK WINDOW DIVISION BAR OUTSIDE MOULDING)				
BAK 7542470-A	Rubber - 1-21/64" long	2	54, 65, 75	58/59
42480 RETAINER (BACK WINDOW & WINDSHIELD OUTSIDE MOULDING)				
BY 7342480-A	Used with back window lower moulding 42404-5 and windshield outside belt center moulding 03148	AR	All	56/57
42487 RETAINER (BACK WINDOW OUTSIDE LOWER MOULDING)				
B9LB 5742487-A		16	53, 57, 63	59

GROUP AND PART NUMBER	DESCRIPTION. SIZE. ETC.	NO. REQ'D	MODEL OR ENGINE CUBIC INCH DISPLACEMENT	YEAR 19__
42492-3 MOULDING (BACK WINDOW OUTSIDE) SIDE				
BY 7342492-A	R.H. - chrome finish	1	73	56
BY 7342493-A	L.H. - chrome finish	1	73	56
BAJ 5742492-A	R.H. - chrome finish	(a) 1	57	57
BAJ 5742493-A	L.H. - chrome finish	(a) 1	57	57
BAJ 5842492-A	R.H. - chrome finish	(a) 1	58	57
BAJ 5842493-A	L.H. - chrome finish	(a) 1	58	57
BAK 5742492-A	R.H. - chrome finish	1	53, 57, 63	58/59
BAK 5742493-A	L.H. - chrome finish	1	53, 57, 63	58/59
BAJ 5842318-A	Retainer-outer lower	2	a	
BAJ 5842466-A	R.H.-retainer-lower inner	1	a	
BAJ 5842467-A	L.H.-retainer-lower inner	1	a	
34053-S8	Nut-hex.-No. 10-24	4	a	
34903-S8	Washer-external tooth-No. 10	4	a	
52720-S8	Screw-fill. hd. cr. rec. tap. -No. 8-15 x 3/8"	2	a	
42509 MOULDING (LUGGAGE COMPARTMENT)				
BAK 5742509-A	R.H. - chrome finish	1	All	58/59
42512 MOULDING (LUGGAGE COMPARTMENT DOOR) LOWER				
BY 7342512-A	Rustless steel	(a) 1	All	56/57
BY 7342516-A	Retainer	8	a	
354594-S7	Screw and washer-pan hd. -No. 10-24 x 7/32"	8	a	
42515 MOULDING (LUGGAGE COMPARTMENT)				
BAK 5742515-A	L.H. - chrome finish	1	All	58/59
42516 RETAINER (LUGGAGE COMPARTMENT DOOR MOULDING)				
BY 7342516-A	Used with group 42512	8	All	56/57
42612-3 REINFORCEMENT (QUARTER PANEL WHEEL OPENING)				
BAJ 5842612-A	R.H. - rear	1	All	57
BAJ 5842613-A	L.H. - rear	1	All	57
42700-1 HINGE (LUGGAGE COMPARTMENT DOOR)				
BY 7342700-C	R.H.	1	All	56/57
BY 7342701-C	L.H.	1	All	56/57
BAK 5742700-D	R.H.	1	All	58/59
BAK 5742701-D	L.H.	1	All	58/59
42704-5 BRACKET (LUGGAGE COMPARTMENT DOOR HINGE TO WHEELHOUSE) UPPER				
BAK 5742704-B	R.H. - upper	1	All	58/59
BAK 5742705-B	L.H. - upper	1	All	58/59
42738-9 BRACKET (LUGGAGE COMPARTMENT DOOR HINGE TO WHEELHOUSE)				
BY 7342738-A	R.H.	(a) 1	All	56/57
BY 7342739-A	L.H.	(a) 1	All	56/57
20310-S8	Bolt-hex. hd. -5/16"-18 x 1/2"	6	a	
34941-S7	Washer-external tooth-5/16"	6	a	
42744-5 BRACKET (LUGGAGE COMPARTMENT DOOR HINGE TO WHEELHOUSE) LOWER				
BAK 5742744-A	R.H. - lower	1	All	58/59
BAK 5742745-A	L.H. - lower	1	All	58/59
42760 SPRING (LUGGAGE COMPARTMENT DOOR HINGE)				
BY 7342760-A		2	All	56/57
42762 SPRING (LUGGAGE COMPARTMENT DOOR HINGE ASSIST)				
BAK 5742762-A	Used on cars built prior to 5-1-58	AR	All	58
42872-3 COVER (LUGGAGE COMPARTMENT DOOR HINGE)				
BAK 5742872-AA	R.H.	1	All	58
BAK 5742873-AA	L.H.	1	All	58



GROUP AND PART NUMBER	DESCRIPTION, SIZE, ETC.	NO. REQ'D	MODEL OR ENGINE CUBIC INCH DISPLACEMENT	YEAR 19__
42892 SPRING (LUGGAGE COMPARTMENT DOOR HINGE)				
BAK 5742892-A		1	All	58/59
43030 PIN (REAR DOOR HINGE)				
B9A 5943030-A	Lower - steel - 3-9/16" long - ⊕B9BA-5943030-A	2	53, 54, 57, 75	59
43200 LOCK (LUGGAGE COMPARTMENT DOOR)				
B5A 7043200-B	⊕BN-7043200-A (a)	1	All	56/57
BAK 5743200-A	Manual	1	All	58/59
BAK 5743200-B	Electric	1	All	58/59
43263-S8	Screw and washer assy. -hex. hd. -1/4"-20 x 5/8"	3	a	
432A06 STRIKER (LUGGAGE COMPARTMENT DOOR LOCK)				
	See basic part number 43252			
43208 SHIELD (LUGGAGE COMPARTMENT DOOR LOCK-INSIDE)				
BAK 5743208-A	Asphalt board (a)	1	All	58/59
M 5397-B	Sealer - bulk	AR	a	
43226 LINK (LUGGAGE COMPARTMENT DOOR LOCK ACTUATING)				
BY 7343226-B	Steel wire - 4-11/32" long	1	All	56
BAJ 5743226-A	Steel wire - 3-5/8" long	1	All	57
43252 STRIKER (LUGGAGE COMPARTMENT DOOR LOCK)				
B5A 7043252-C	Steel - ⊕BN-7043252-B (a)	1	All	56/57
B9LB 5743252-A	Steel (b)	1	All	58
B9LB 57432A06-A		1	All	59
20327-S8	Bolt-hex. hd. -5/16"-24 x 5/8"	2	a	
34941-S7	Washer-external tooth-5/16"	2	a	
353791-S2	Screw-hex. washer hd. -5/16"-24	2	b	
43266 BRACKET (LUGGAGE COMPARTMENT DOOR LOCK SOLENOID) MOUNTING				
BAK 5743266-A	Steel - with (2) holes - 1/4" dia. - use with electric lock luggage compartment	1	All	58/59
43483 LINK (LUGGAGE COMPARTMENT DOOR LOCK SOLENOID)				
BAK 5743483-A	Steel wire - 2-31/64" long - use with electric lock luggage compartment	1	All	58/59
43500 HANDLE (LUGGAGE COMPARTMENT DOOR)				
BY 7343500-C		(a) 1	All	56
34053-S8	Nut-hex. -No.10-24	5	a	
34903-S8	Washer-internal tooth lock-No.10	5	a	
44716-S8	Washer-flat-No.10	3	a	
351606-S8	Washer-cup-7/32" x 1/2"	2	a	
43502 SEAL (LUGGAGE COMPARTMENT DOOR ORNAMENT)				
BAJ 5843502-A	Rubber	1	All	57
43503-4 ORNAMENT (LUGGAGE COMPARTMENT DOOR HANDLE)				
BY 7343503-C	Gold plated (a)	1	All	56
BAJ 5743504-A	Chrome finish (b)	1	All	57
BAJ 5843502-A	Attach ornament with the following -			
	Seal	1	b	
43482-S8	Screw and washer-hex. hd. -No.10-32 x 1/4"	1	a	
45038-S32	Nut-spring type No.1-1/8"	4	b	
351548-S8	Washer-steel-1-1/4" O.D. x 27/32" I.D.	1	b	
352420-S8	Stud-screw-No.10-24 x 3/4"	2	b	
354397-S100	Nut and washer-No.10-24	2	b	
356164-S8	Nut-hex. -13/16"-16	1	b	

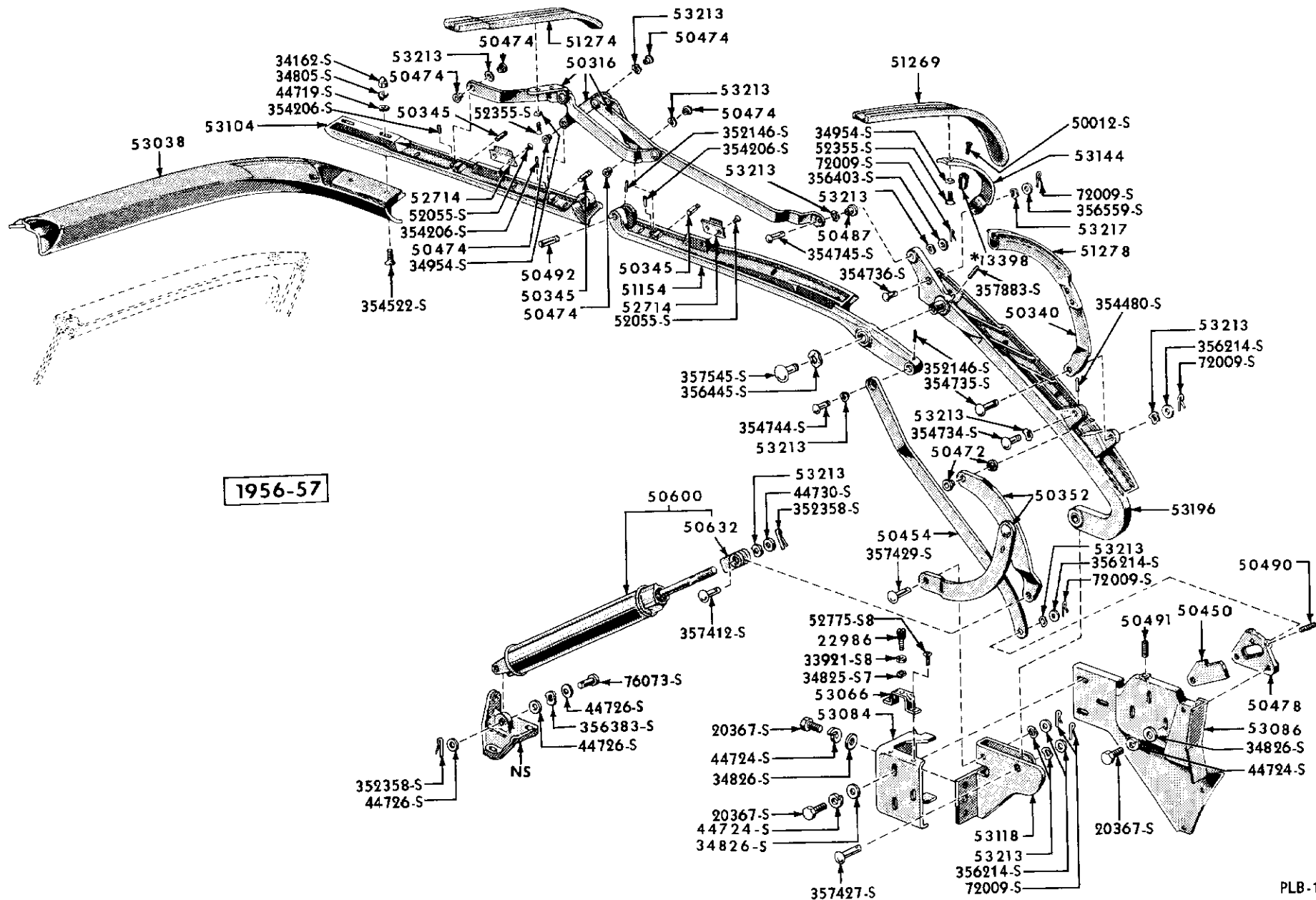
GROUP AND PART NUMBER	DESCRIPTION, SIZE, ETC.	NO REQ'D	MODEL OR ENGINE CUBIC INCH DISPLACEMENT	YEAR 19__
43505 CYLINDER (LUGGAGE COMPARTMENT DOOR LOCK) WITH KEYS				
BAJ 5843505-A		1	All	56/59
43514 COVER (LUGGAGE COMPARTMENT DOOR LOCK KEY HOLE)				
BT 7343514-A	Gold plated - zinc die cast	1	All	56
43516 COVER (LUGGAGE COMPARTMENT DOOR LOCK KEY HOLE)				
BAJ 5743516-A	Chrome finish - zinc die cast	1	All	57
43531 PAD (LUGGAGE COMPARTMENT DOOR HANDLE)				
BY 7343531-A	Rubber	1	All	56
43562 KEY BLANK (LUGGAGE COMPARTMENT DOOR LOCK)				
BAJ 5843562-A	Nickel plated - square grooved slot in key	2	All	56/59
B9LB 5743562-A	"V" grooved slot in key	2	All	59
43567 SPRING (LUGGAGE COMPARTMENT DOOR LOCK KEY HOLE COVER)				
BT 7343567-A	Music wire	1	All	56
BAJ 5843567-A	Music wire - (10-1/2) coils - 13/16" free length	1	All	57
43603 SLEEVE (LUGGAGE COMPARTMENT DOOR LOCK CYLINDER)				
BAK 5743603-B		(a) 1	All	58/59
BAK 5743603-C	Used with models equipped with directed power differential	(a) 1	All	58/59
42728-S8	Screw and washer-hex. hd. -No. 10-32 x 1/2"	4	a	
44713-S8	Washer-flat-No. 10	2	a	
43612 SUPPORT (LUGGAGE COMPARTMENT DOOR LOCK CYLINDER SHAFT)				
BAK 5743612-A		(a) 1	All	58/59
43263-S8	Screw and washer-hex. hd. -1/4"-20 x 5/8"	4	a	
43720 WEATHERSTRIP (LUGGAGE COMPARTMENT DOOR)				
COMB 6443720-C	Rubber	1	All	56/58
	Cut to 111-55/64" for model	1	68	59
	Cut to 203-7/8" long	1	All except 68	59
43867 SHAFT (LUGGAGE COMPARTMENT DOOR LOCK CYLINDER)				
BAK 5743867-A	Steel - 4-35/64" long	1	All	58/59
44802 REINFORCEMENT (LUGGAGE COMPARTMENT DOOR OPENING-UPPER)				
BAK 6844802-B	Steel	1	68	58/59
44820-1 EXTENSION (LUGGAGE COMPARTMENT DOOR OPENING UPPER REINFORCEMENT)				
BAK 5744820-A	R.H. - steel	1	All except 68	58
		1	All	59
BAK 5744821-A	L.H. - steel	1	All except 68	58
		1	All	59
44838-9 SUPPORT (LUGGAGE COMPARTMENT DOOR OPENING UPPER REINFORCEMENT)				
BAK 6844838-A	R.H. - steel	1	68	58/59
BAK 6844839-A	L.H. - steel	1	68	58/59
44842-3 TROUGH (UPPER BACK PANEL END DRAIN)				
BAK 6844842-A	R.H. - steel - 22-3/16"	1	68	58/59
BAK 6844843-A	L.H. - steel - 22-3/16"	1	68	58/59
45101 TROUGH (LUGGAGE COMPARTMENT DOOR OPENING DRAIN SIDE)				
BAJ 5845101-A	L.H.	1	All	56/57
45102 TROUGH ASSEMBLY (LUGGAGE COMPARTMENT DOOR OPENING) UPPER DRAIN				
BAK 6845102-A		1	68	58/59

GROUP AND PART NUMBER	DESCRIPTION, SIZE, ETC.	NO REQ'D	MODEL OR ENGINE CUBIC INCH DISPLACEMENT	YEAR 19__
45104-5 TROUGH (LUGGAGE COMPARTMENT DOOR OPENING) UPPER CORNER DRAIN				
BAK 6845104-A	R.H. - steel	1	68	58/59
BAK 6845105-A	L.H. - steel	1	68	58/59
45114-5 TROUGH (LUGGAGE COMPARTMENT DOOR OPENING DRAIN SIDE)				
BAJ 5845114-A	R.H.	1	All	56/57
BAK 5745114-A	R.H. - steel	1	All	58/59
BAK 5745115-A	L.H. - steel	1	All	58/59
45118-9 TROUGH (LUGGAGE COMPARTMENT DOOR OPENING LOWER CORNER DRAIN)				
BY 7345118-B	R.H.	1	All	56
BY 7345119-B	L.H.	1	All	56
BAJ 5845118-A	R.H.	1	All	57
BAJ 5845119-A	L.H.	1	All	57
BAK 5745118-A	R.H.	1	All	58/59
B9BL 6345118-A	R.H.	1	All	59
B9BL 6345119-A	L.H.	1	All	58/59
45422-3 LINING BOARD (LUGGAGE COMPARTMENT) SIDE				
BY 6045422-BA	R.H. - panelboard - tan and black plaid	1	60	56
BY 6045423-BA	L.H. - panelboard - tan and black plaid	1	60	56
BY 7345422-CA	R.H. - panelboard - tan and black plaid	1	73	56
BY 7345423-CA	L.H. - panelboard - tan and black plaid	1	73	56
BY 7645422-BA	R.H. - panelboard - tan and black plaid	1	76	56
BY 7645423-BA	L.H. - panelboard - tan and black plaid	1	76	56
BAJ 5845422-AA	R.H. - tan and black - when used with a/cond. - make necessary cutout	1	57, 58	57
BAJ 5845423-AA	L.H. - tan and black - when used with a/cond. - make necessary cutout	1	57, 58	57
BAJ 6045422-AA	R.H. - tan and black - when used with a/cond. - make necessary cutout	1	60	57
BAJ 6045423-AA	L.H. - tan and black - when used with a/cond. - make necessary cutout	1	60	57
BAJ 7645422-AA	R.H. - tan and black	1	76	57
BAJ 7645423-AA	L.H. - tan and black	1	76	57
45434 RETAINER (LUGGAGE COMPARTMENT SIDE LINING BOARD)				
BV 7045434-A	Steel	2	All	56/57
45444 LINING BOARD (LUGGAGE COMPARTMENT) FRONT				
BY 6045444-BA	Panelboard - tan and black plaid	1	60	56
BY 7345444-BA	Panelboard - tan and black plaid	1	73	56
BY 7645444-BA	Panelboard - tan and black plaid	1	76	56
BY 6045444-CA	Tan and black	1	60	57
BY 7345444-CA	Tan and black	1	57, 58	57
BY 7645444-CA	Tan and black	1	76	57
45455 COVER (LUGGAGE COMPARTMENT FLOOR)				
BY 6045455-AA	Vinyl coated jute - tan and black plaid - used with a/cond.	1	60	56
BY 7345455-AA	Vinyl coated jute - tan and black plaid	1	All	56
BY 7345455-BA	Vinyl coated jute - tan and black plaid - used with a/cond.	1	73	56
BAJ 5845455-AA	Tan and black	1	All	57
BAJ 5845455-BA	Tan and black - used with a/cond.	1	57, 58	57
BAJ 6045455-AA	Tan and black - used with a/cond.	1	60	57
BAK 5745455-AA		1	All	58

GROUP AND PART NUMBER	DESCRIPTION, SIZE, ETC.	NO. REQ'D	MODEL OR ENGINE CUBIC INCH DISPLACEMENT	YEAR 19__
45460 COVER (LUGGAGE COMPARTMENT FLOOR) RIGHT SIDE				
BY 7345460-AA	Vinyl coated jute - tan and black plaid	1	All	56
BAJ 5845460-AA	Tan and black	1	All	57
45487 COVER (LUGGAGE COMPARTMENT FUEL FILLER HOUSING)				
BY 7345487-AA	Vinyl coated jute - tan and black plaid	1	All	56
45489 COVER (LUGGAGE COMPARTMENT FUEL FILLER HOUSING)				
BAK 5745489-AA		1	All	58
46506 PANEL (PACKAGE TRAY)				
BY 6046506-A	Steel	1	60	56/57
BAK 5746506-B	Steel	1	All except 68	58/59
	Note - When used for body types 54,65,75 remove- (3) spring hanger brackets and (2) quarter trim support brackets			
46534-5 EXTENSION (PACKAGE TRAY TO QUARTER PANEL)				
BAK 5746534-A	R.H.	1	All except 68	58/59
BAK 5746535-A	L.H.	1	All except 68	58/59
46538-9 LIFT (UPPER BACK PANEL)				
BAK 6846538-A	R.H.	(a) 1	68	58/59
BAK 6846539-A	L.H.	(a) 1	68	58/59
20535-S8	Bolt-hex. hd. -3/8"-24 x 2-1/4"	2	a	
33800-S8	Nut-hex. -3/8"-24	2	a	
34807-S8	Washer-spring lock-3/8"	2	a	
8M 7653210	Attach lift to hinge with the following- Washer-spring three-wave	2	a	
76070-S	Clevis-pin-3/8" x 1-1/2"	2	a	
352358-S	Pin-self locking	2	a	
356403-S8	Washer-plain-3/8" I. D. x 3/4" O. D.	2	a	
46602-3 STRAINER (PACKAGE TRAY OR REAR SEAT BACK TO FLOOR)				
BAJ 5846602-A	R.H. - includes bracket rear seat back spring hanger	1	73	56
		1	57,58	57
BAJ 5846603-A	L.H. - includes bracket rear seat back spring hanger	1	73	56
		1	57,58	57
46610-1 STRAINER (PACKAGE TRAY TO FLOOR)				
BAK 5746610-B	R.H.	1	All except 68	58/59
BAK 5746611-B	L.H.	1	All except 68	58/59

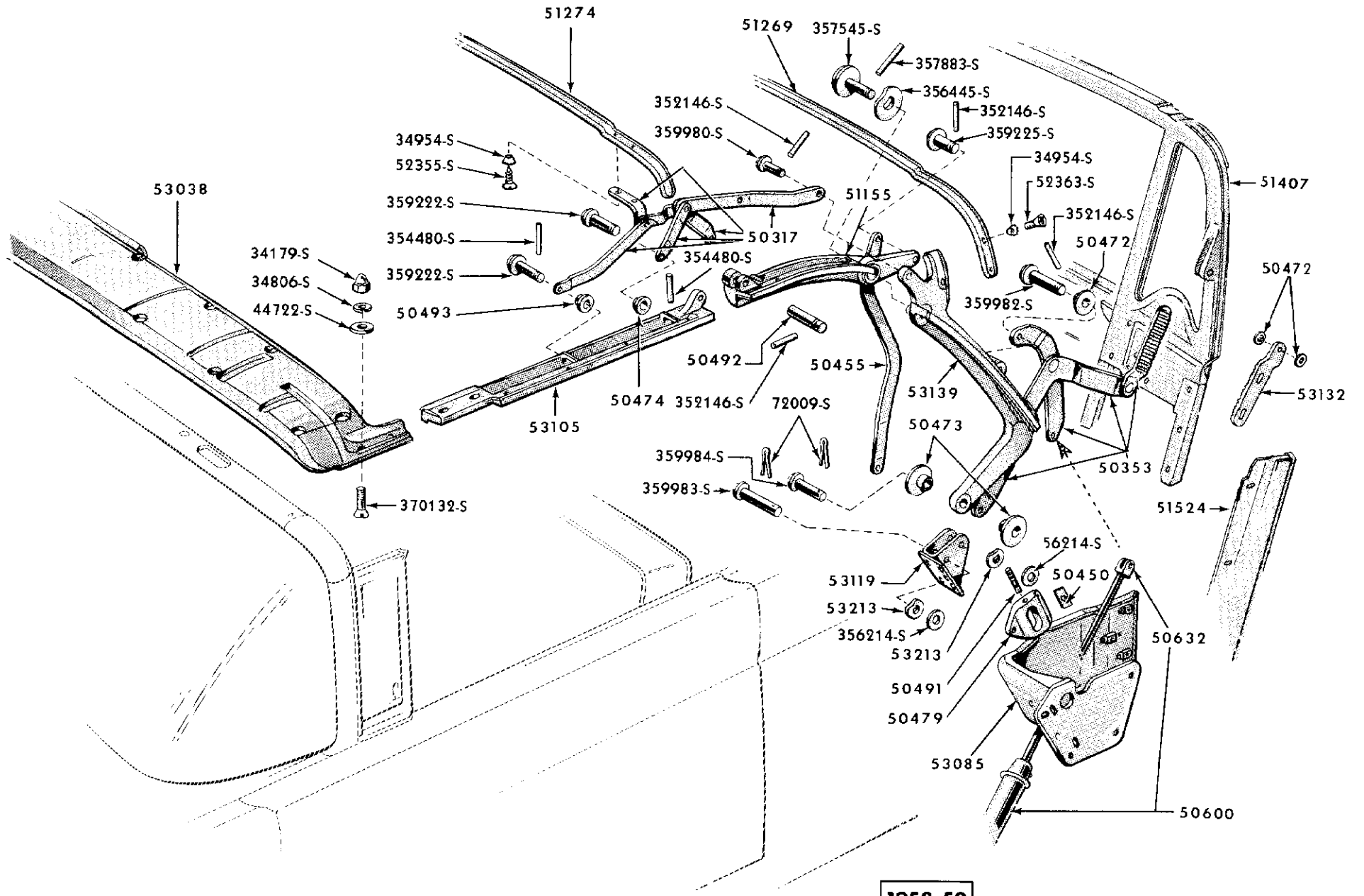
GROUP AND PART NUMBER	DESCRIPTION, SIZE, ETC.	NO. REQ'D	MODEL OR ENGINE CUBIC INCH DISPLACEMENT	YEAR 19__
46680-1 COVER (PACKAGE TRAY END FINISH)				
BAJ 5846680-AP	R. H. - in prime	1	57, 58	57
BAJ 5846681-AP	L. H. - in prime	1	57, 58	57
46694 INSULATOR (PACKAGE TRAY TO FLOOR)				
BY 6046694-A	Used with a/cond. - aluminum foil glass fiber - 24-23/32" x 61-17/64"	1	60	56/57
BY 7346694-A	Used with a/cond. - aluminum foil glass fiber - 25-3/32" x 61-15/64"	1	73	56
		1	57, 58	57
46720 BRACKET (UPPER BACK PANEL LIFT TO FLOOR)				
BAK 6846720-A	Steel (a)	2	68	58/59
20327-S8	Bolt-hex. hd. -5/16"-24 x 5/8"	8	a	
34806-S7	Washer-spring lock-5/16"	8	a	
46724 HINGE (UPPER BACK PANEL)				
BAK 6846724-B	(a)	2	68	58/59
20347-S13	Bolt-hex. hd. -5/16"-24 x 3/4"	6	a	
33797-S7	Nut-hex. -5/16"-18	12	a	
34806-S7	Washer-spring lock-5/16"	6	a	
34826-S7	Washer-spring lock-5/16"	12	a	
44722-S2	Washer-plain-5/16"	12	a	
46748 PLATE (AIR VENT VALVE)				
BAK 6846748-A		3	All	58
46748 PLATE (UPPER BACK PANEL LIFT TO FLOOR BRACKET ANCHOR)				
BAK 6846748-A	Steel - 3/4" x 2-7/8" - with (2) 5/16"-24 threaded holes	4	68	58
		4	All	59
46752 MOTOR & BRACKET (BACK PANEL LIFT)				
BAK 6846752-A		1	68	58/59
46754 CASING & CABLE (UPPER BACK PANEL LIFT DRIVE)				
BAK 6846754-A		2	68	58/59
46770 WEATHERSTRIP (PACKAGE TRAY TO UPPER BACK PANEL)				
BAK 7546770-A	Sponge rubber - 98" long	1	54, 65, 75	58/59
47076 BRACKET (SPARE WHEEL MOUNTING)				
BN 7047076-A		1	All	56/59

909



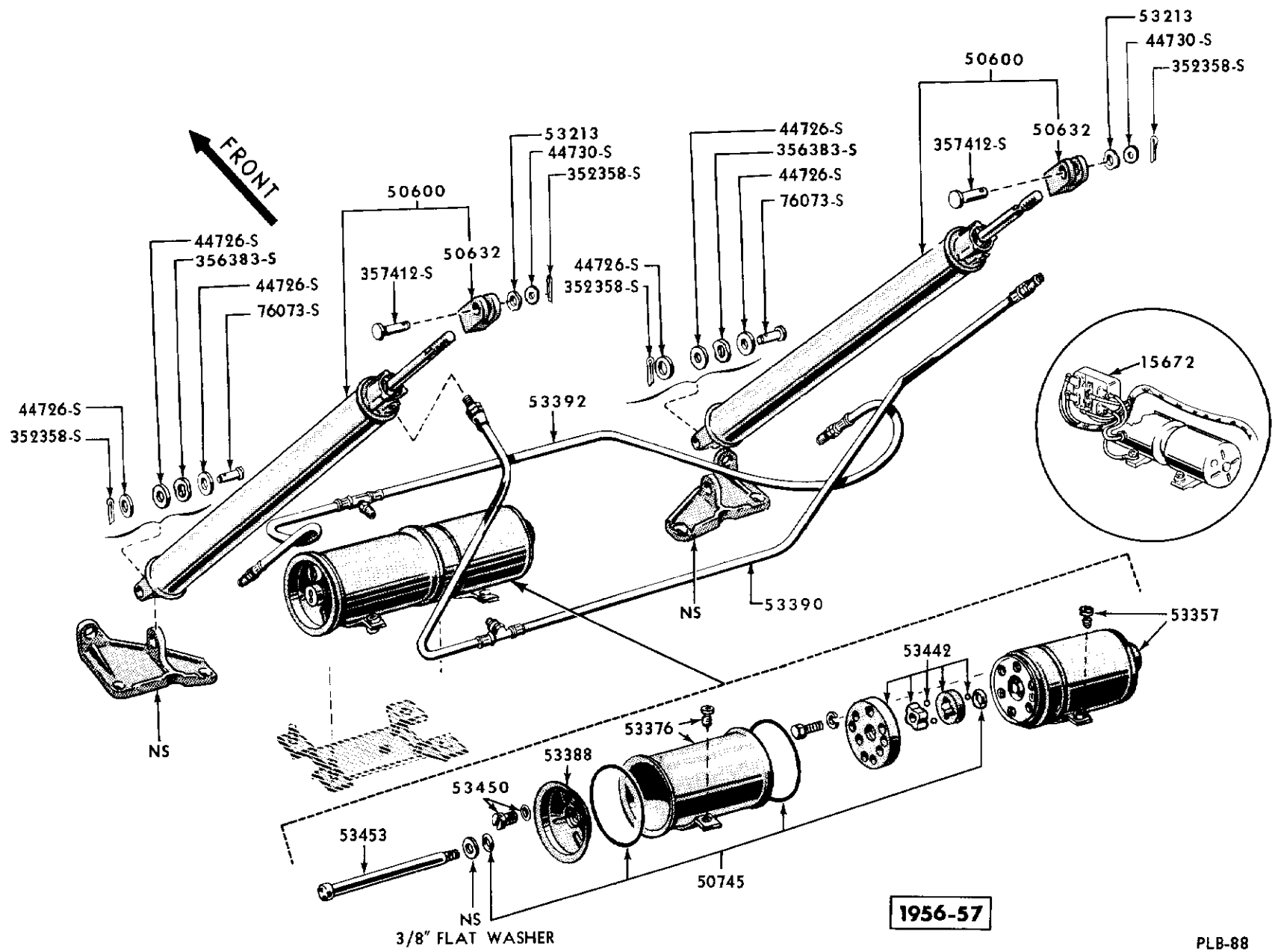
1956-57

### CONVERTIBLE TOP LESS TRIM



1958-59

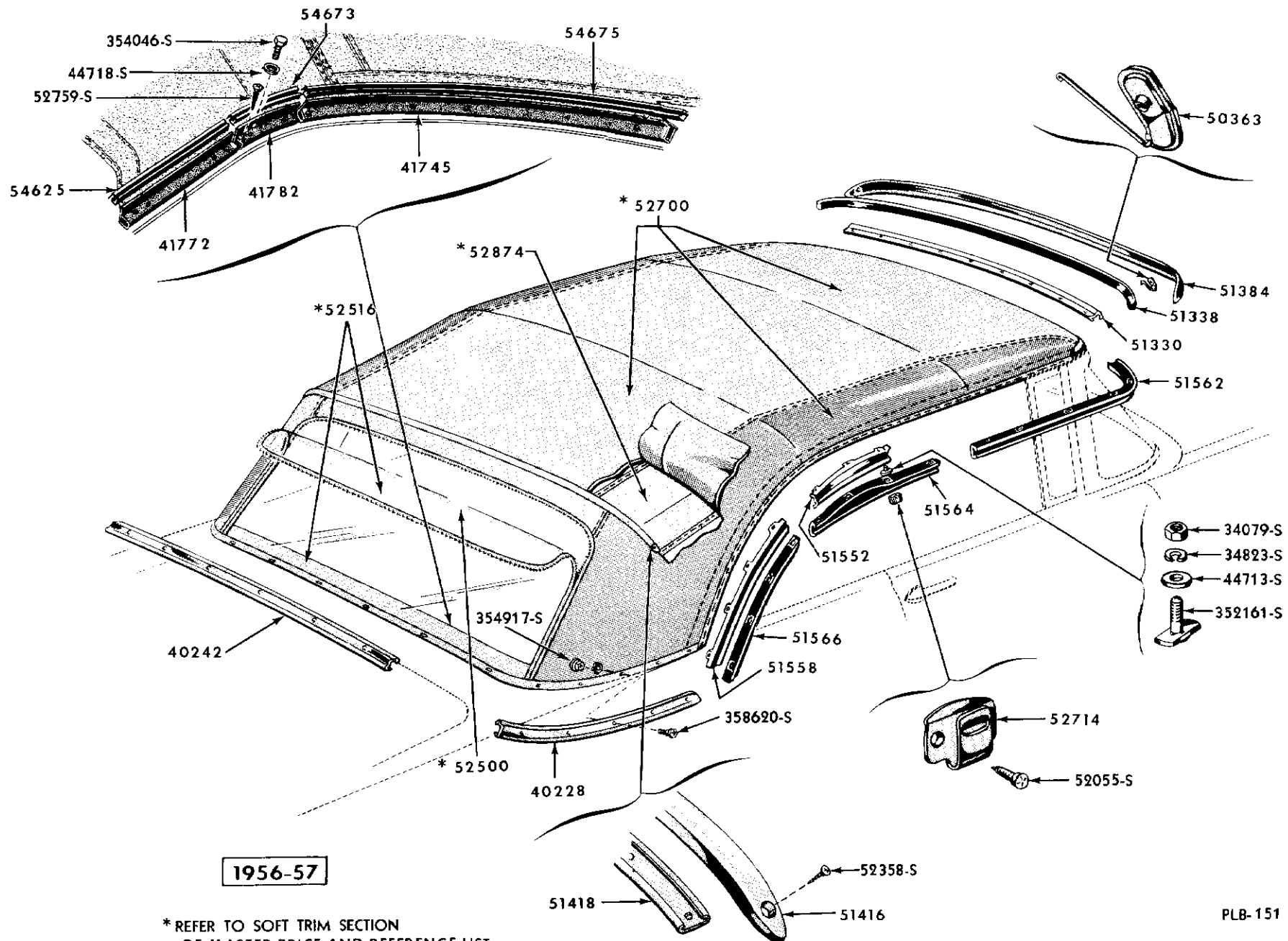
CONVERTIBLE TOP LESS TRIM



LIFT ASSEMBLY, HYDRAULIC FOLDING TOP



609



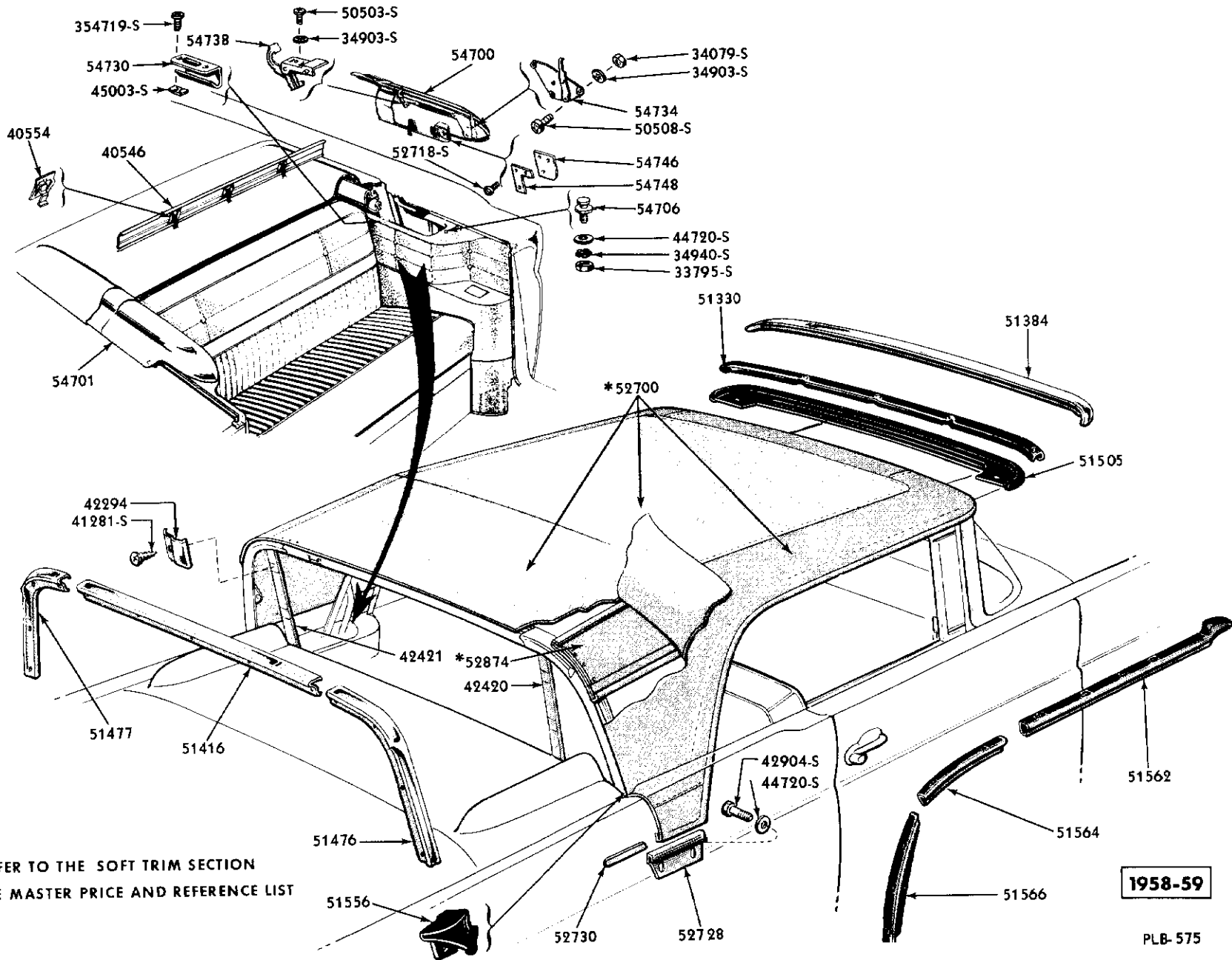
1956-57

\* REFER TO SOFT TRIM SECTION OF MASTER PRICE AND REFERENCE LIST

- ← 34079-S
- ← 34823-S
- ← 44713-S
- ← 352161-S

### CONVERTIBLE TOP EXTERIOR TRIM

PLB-151

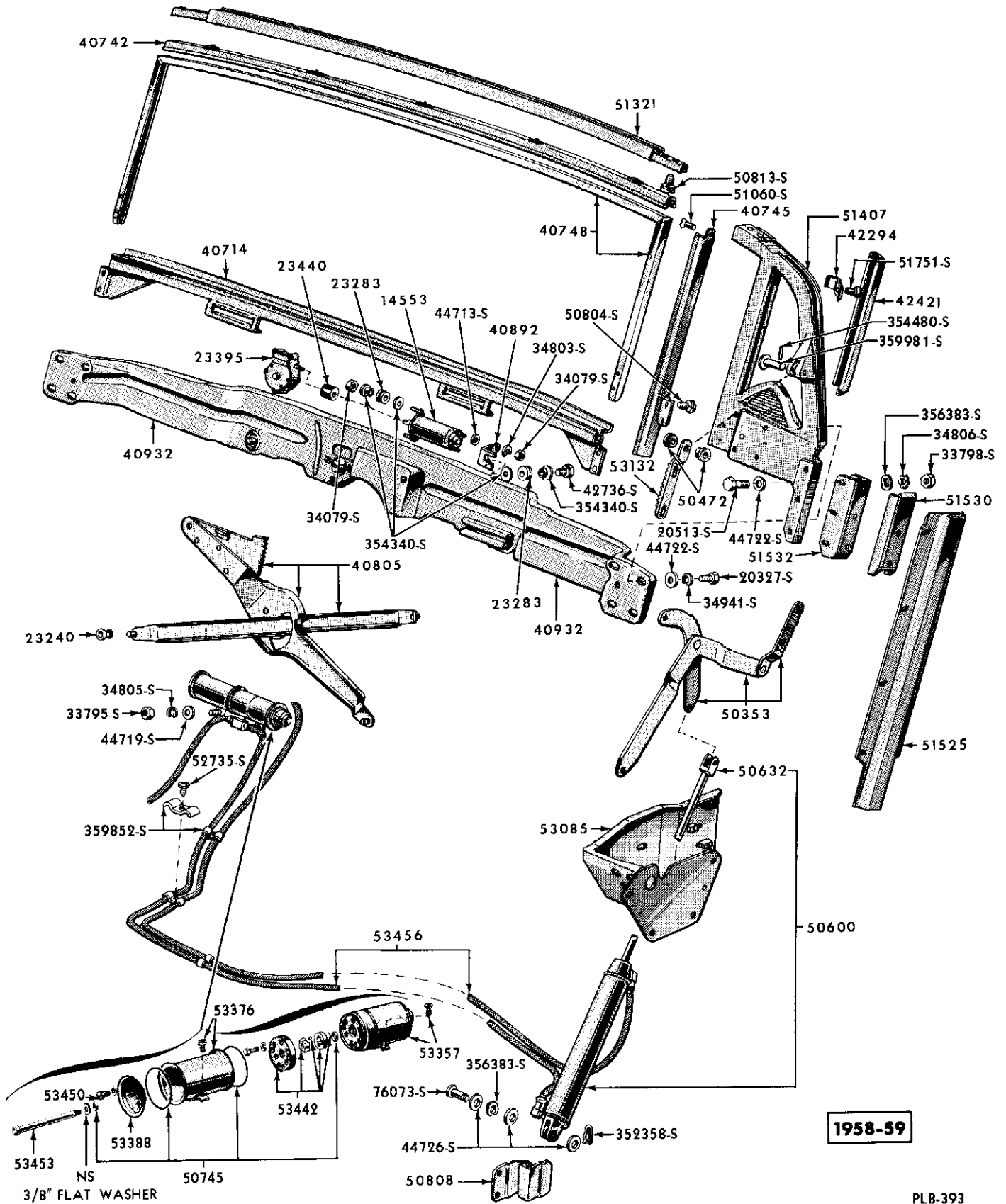


\* REFER TO THE SOFT TRIM SECTION  
OF THE MASTER PRICE AND REFERENCE LIST

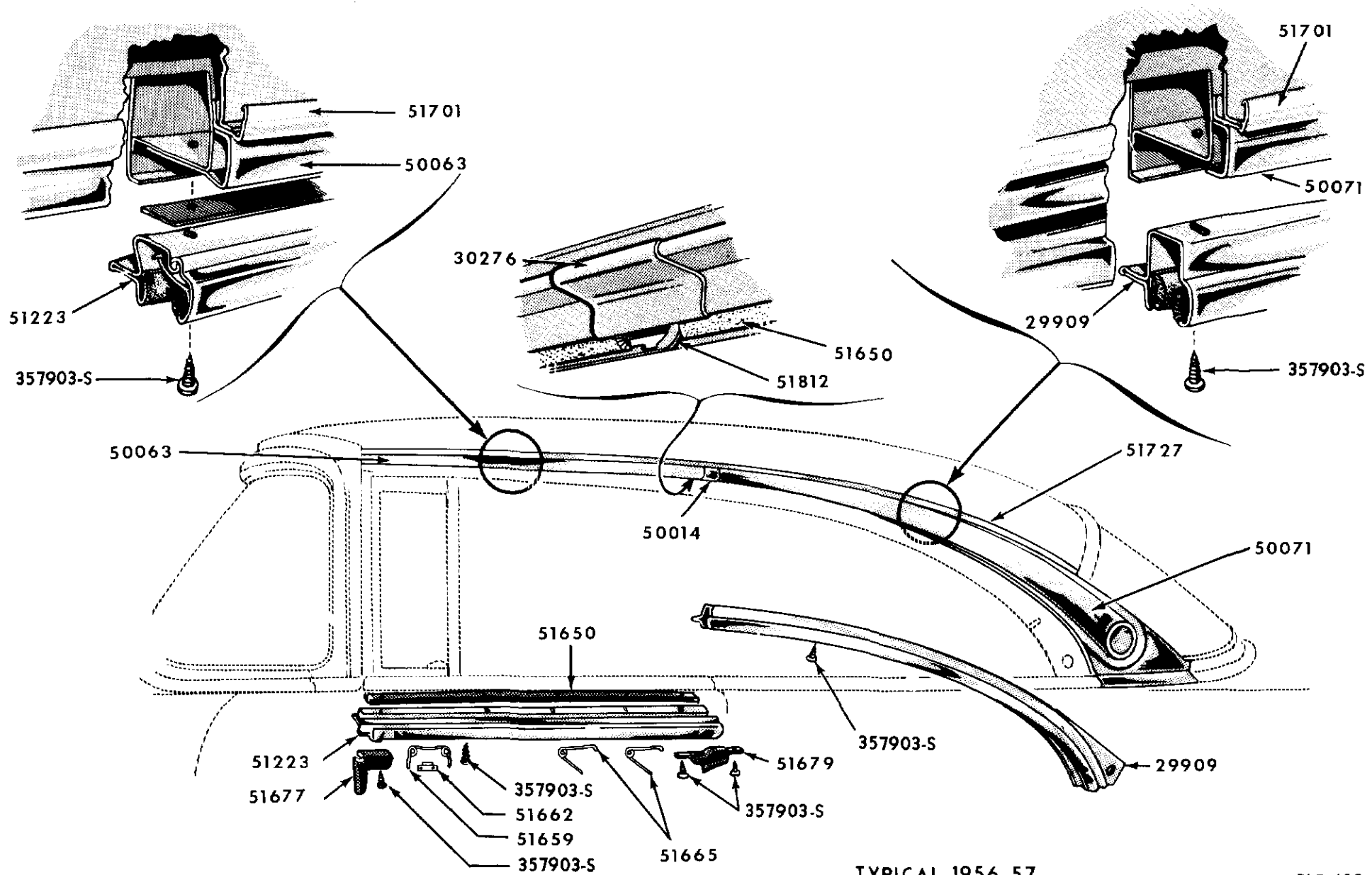
1958-59

PLB-575

CONVERTIBLE TOP EXTERIOR TRIM

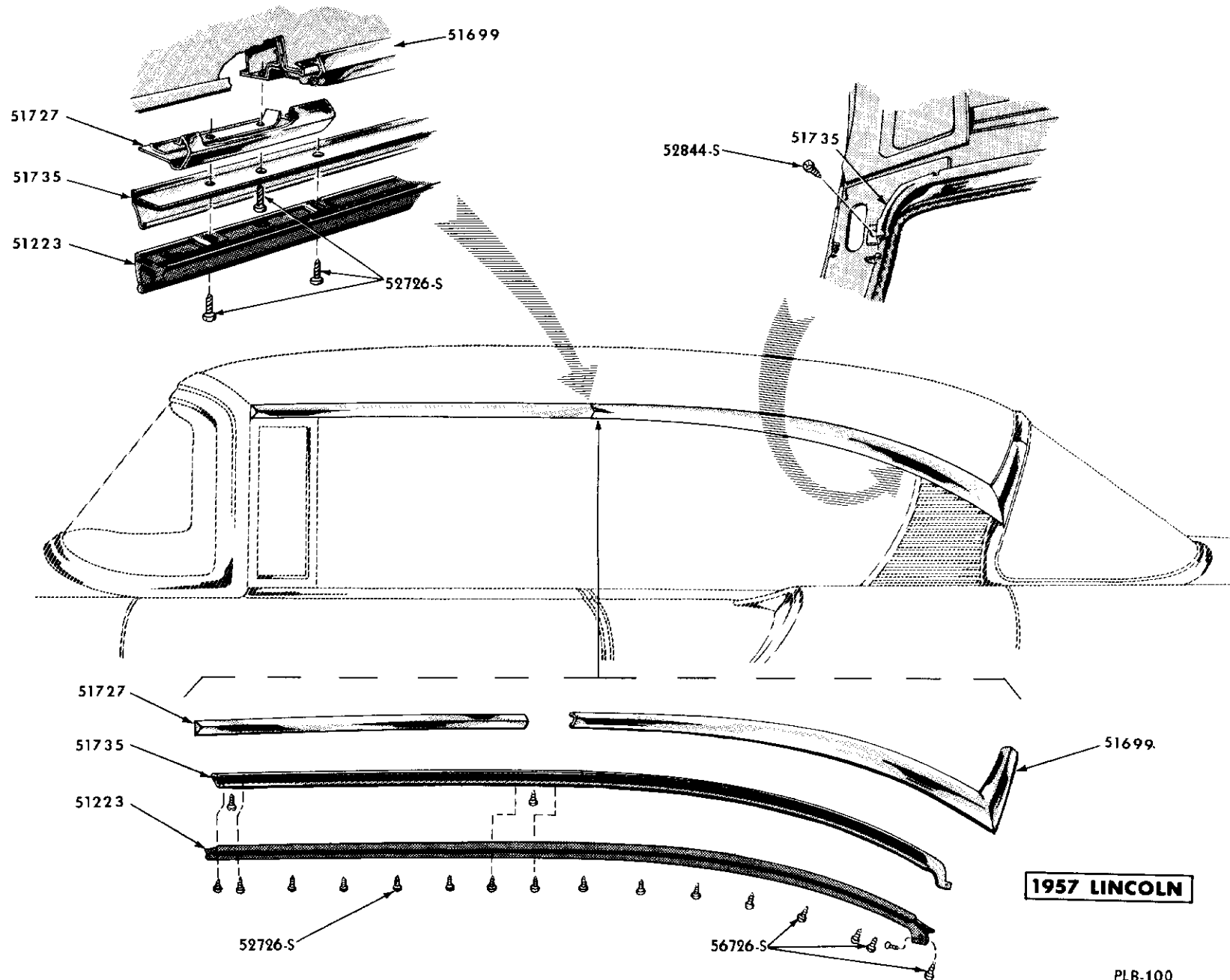


CONVERTIBLE TOP BACK WINDOW LIFT MECHANISM



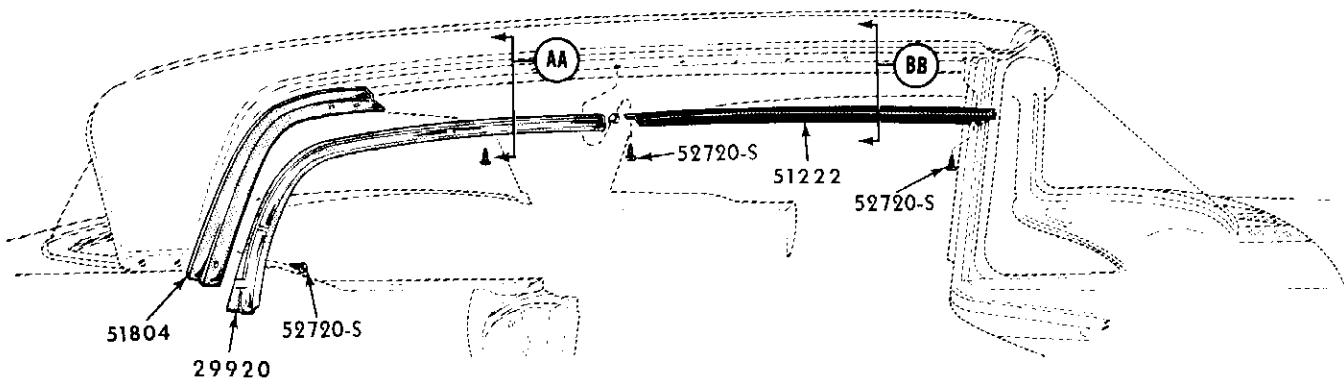
TYPICAL 1956-57

ROOF SIDE RAIL & WEATHERSTRIPS - BODY TYPE 60

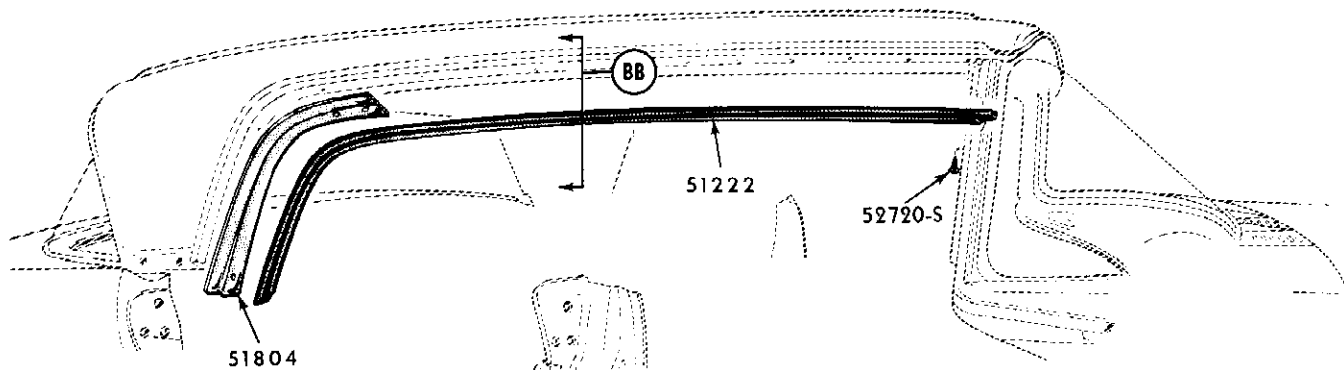


PLB-100

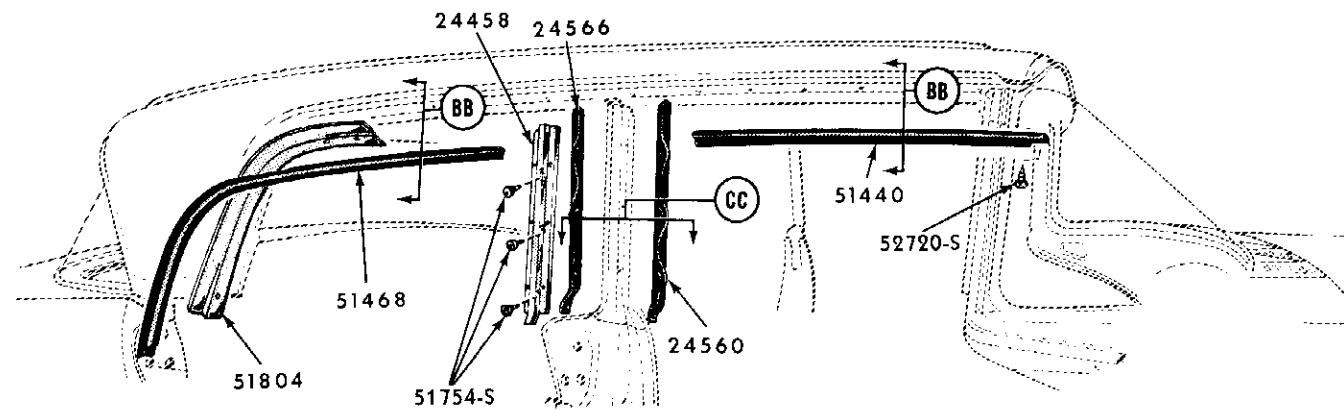
ROOF SIDE RAIL & WEATHERSTRIPS - BODY TYPE 57 & 58



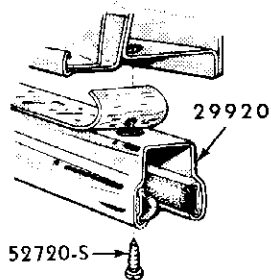
BODY TYPES 63-65



BODY TYPES 57-75

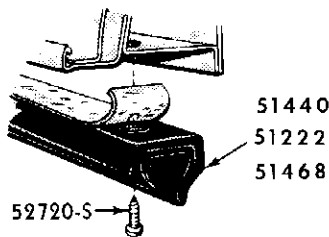


BODY TYPES 53-54

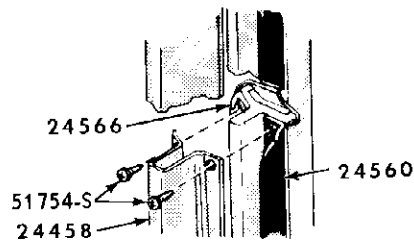


VIEW-AA

1958-59



VIEW-BB

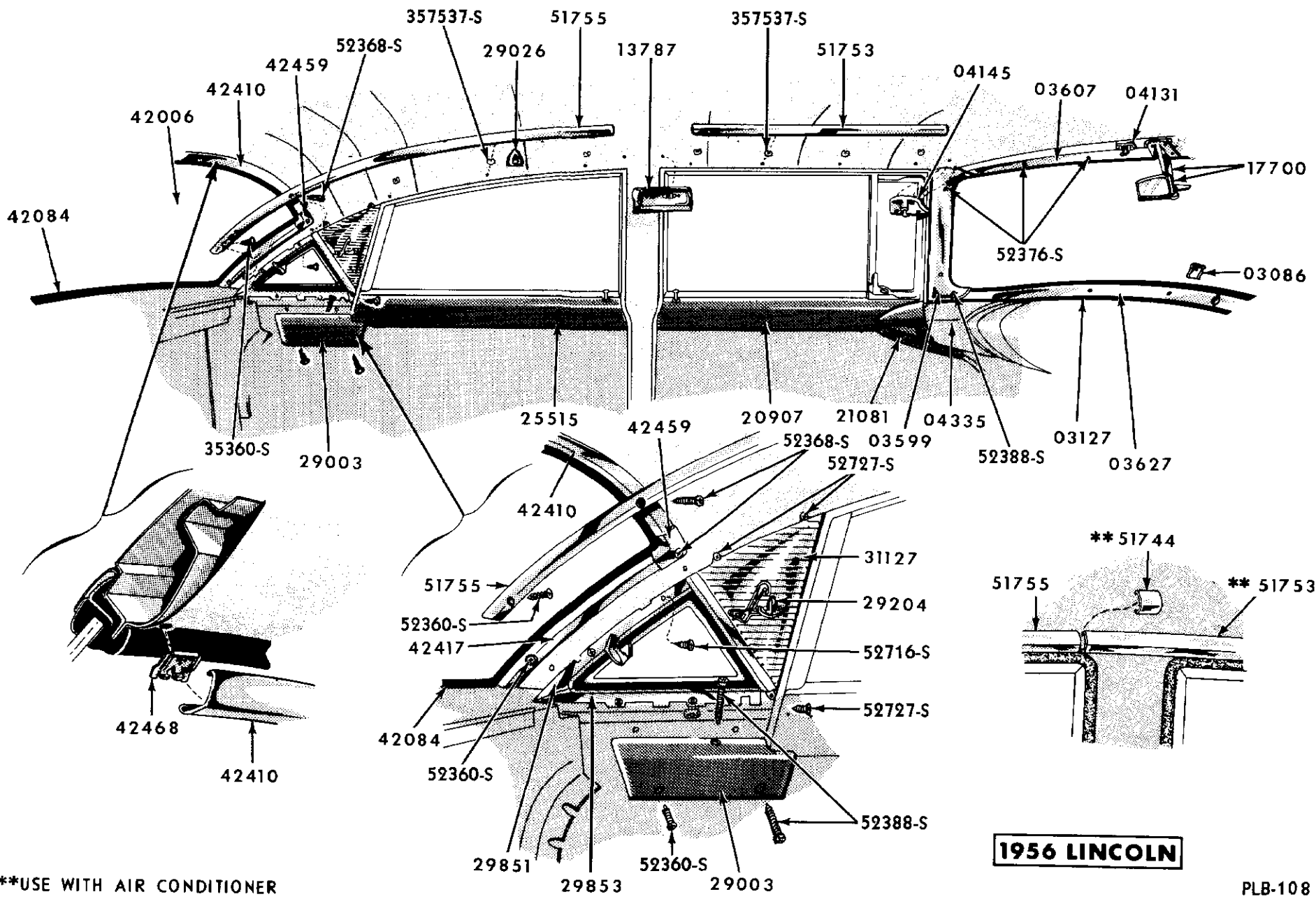


VIEW-CC

PLB-347

ROOF SIDE RAIL & WEATHERSTRIPS

615

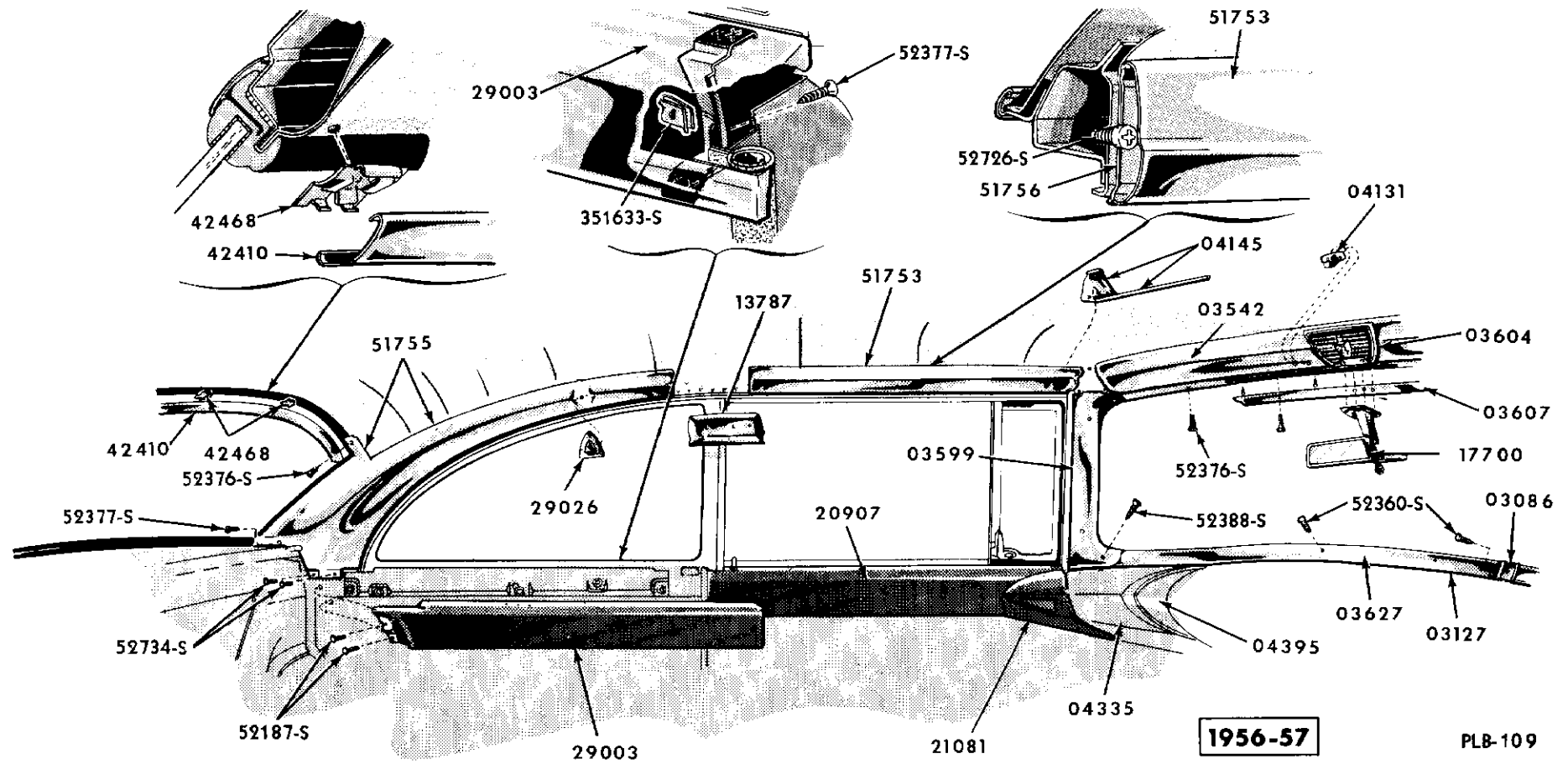


\*\*USE WITH AIR CONDITIONER

1956 LINCOLN

PLB-108

INTERIOR MOULDINGS - BODY TYPE 73

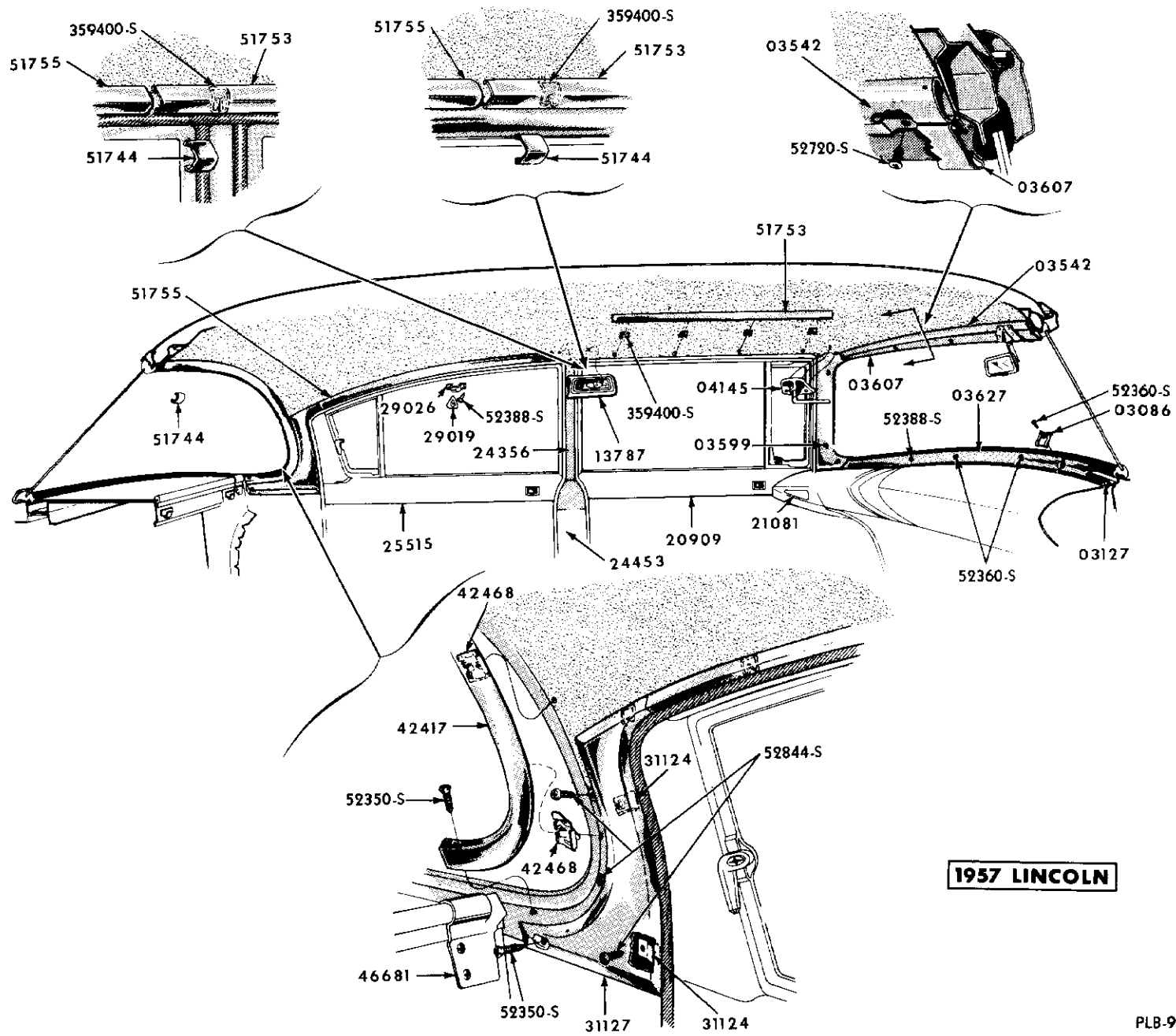


1956-57

PLB-109

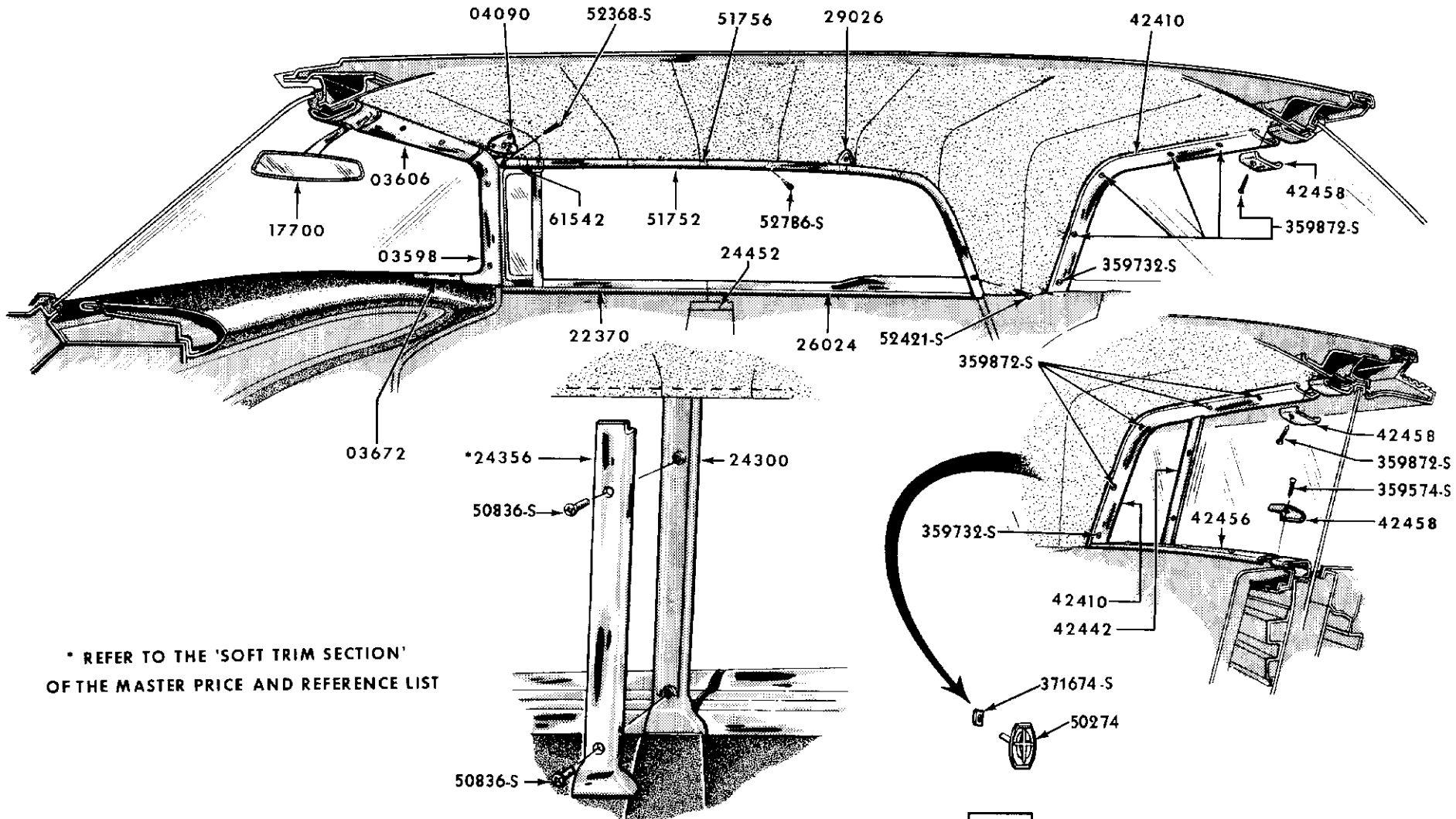
INTERIOR MOULDINGS - BODY TYPE 60





1957 LINCOLN

INTERIOR MOULDINGS - BODY TYPE 57 & 58



\* REFER TO THE 'SOFT TRIM SECTION'  
OF THE MASTER PRICE AND REFERENCE LIST

1958

PLB-646

INTERIOR MOULDINGS - BODY TYPES 57, 63, 65 & 75

GROUP AND PART NUMBER	DESCRIPTION, SIZE, ETC.	NO. REQ'D	MODEL OR ENGINE CUBIC INCH DISPLACEMENT	YEAR 19
50014 COVER (ROOF OUTSIDE MOULDING JOINT)				
BY 6050014-C	Chrome finish - 13/16" x 1-17/64"	2	60	56/57
50034 RETAINER (ROOF OUTSIDE REAR MOULDING)				
BAK 5750034-C	Steel (a)	14	All except 68	58/59
52720-S8	Screw-pan hd. cr. rec. tap-No. 8-15 x 3/8"	14	a	
50044-5 MOULDING (ROOF OUTSIDE) REAR				
BAK 5750044-A	R. H. - rustless steel - with notch at lower end - used on jobs built prior to 4-2-58	1	All except 68	58
BAK 5750045-A	L. H. - rustless steel - with notch at lower end - used on jobs built prior to 4-2-58	1	All except 68	58
BAK 5750044-B	R. H. - rustless steel - less notch at lower end - used on jobs built after 4-2-58	1	All except 68	58/59
BAK 5750045-B	L. H. - rustless steel - less notch at lower end - used on jobs built after 4-2-58	1	All except 68	58/59
50062-3 MOULDING (ROOF SIDE RAILS) OUTSIDE				
BY 6050062-B	R. H. - front - chrome finish (a)	1	60	56/57
BY 6050063-B	L. H. - front - chrome finish (a)	1	60	56/57
M 5397-B	Synthetic resin plastic sealer-bulk	AR	a	
32930-S7	Screw-pan. hd. cr. rec. tap-No. 8-15 x 5/8"	1	a	
34053-S8	Nut-hex. -No. 10-24	AR	a	
34903-S8	Washer-ext. tooth-No. 10	AR	a	
50903-S8	Screw-pan. hd. cr. rec. -No. 10-32 x 5/8"	1	a	
50070-1 MOULDING (ROOF SIDE RAILS) OUTSIDE				
BY 6050070-C	R. H. - rear - chrome finish (a)	1	60	56
BY 6050071-C	L. H. - rear - chrome finish (a)	1	60	56
BAJ 6050070-B	R. H. - rear - chrome finish (a)	1	60	57
BAJ 6050071-B	L. H. - rear - chrome finish (a)	1	60	57
M 5397-B	Synthetic resin plastic sealer-bulk	AR	a	
32930-S7	Screw-pan. hd. cr. rec. tap-No. 8-15 x 5/8"	1	a	
34053-S8	Nut-hex. -No. 10-24	AR	a	
34903-S8	Washer-ext. tooth-No. 10	AR	a	
50903-S8	Screw-pan. hd. cr. rec. -No. 10-32 x 5/8"	1	a	
50108 FASTENER (QUARTER OUTSIDE FINISH RAIL)				
B8A 7750108-A	⊕BAE-7750108-A	2	All	57/58
50156 RETAINER (FOLDING TOP BOW LISTING)				
BAK 6850156-A	Steel - 46-11/16" long	2	68	58/59
50202 PANEL (ROOF)				
BY 7350202-B		1	73	56
BY 6050202-B		1	60	56/57
BAJ 5850202-A		1	57, 58	57
BAK 5750202-A		1	All except 68	58/59
50244 REINFORCEMENT (ROOF PANEL) CENTER				
BAK 5750244-B		1	All except 68	58/59
50263 REINFORCEMENT (ROOF PANEL) FRONT				
BAK 5750263-B		1	All except 68	58/59

GROUP AND PART NUMBER	DESCRIPTION, SIZE, ETC.	NO. REQ'D	MODEL OR ENGINE CUBIC INCH DISPLACEMENT	YEAR 19__
<b>50270 MEDALLION (ROOF QUARTER SIDE) OUTER</b>				
BY 6050270-A	Acrylic resin - letter "L"	2	60E	56
BY 6050270-B	Acrylic resin - Lincoln Crest	2	60B	56
BAJ 6050270-A	Acrylic resin - letter "L" - white background When servicing the above medallions - retaining ring is not required - use BY-6050278-A - rubber pad which will be compressed between body and medallion with sufficient pressure to hold medallion securely in place	2	60	57
<b>50274 ORNAMENT (ROOF SIDE) INNER</b>				
BAK 7550274-A	Continental emblem - aluminum	2	54A, 65A, 75A	58
PB9L 5350274-A	Aluminum - #1017056 (a)	2	53A, 57A, 63A	59
51253-S	Screw-round hd. cr. rec. - No. 6-32 x 1/2"	2	a	
<b>50278 PAD (ROOF SIDE MEDALLION)</b>				
BY 6050278-A	Sponge rubber - 1-1/2" dia. x 1/2"	1	60	56/57
<b>50291 REINFORCEMENT (ROOF PANEL) REAR</b>				
BAK 5750291-B		1	All except 68	58/59
<b>50316-7 LINK (FOLDING TOP CONTROL)</b>				
BY 7650316-B	R. H. - for models built prior to 3-1-57 (a)	1	76	56/57
BY 7650317-B	L. H. - for models built prior to 3-1-57 (a)	1	76	56/57
BAJ 7650316-AP	R. H. - used on models built after 3-1-57	1	76	57
BAJ 7650317-AP	L. H. - used on models built after 3-1-57	1	76	57
BAK 6850316-AP	R. H. - in prime (b)	1	68	58/59
BAK 6850317-AP	L. H. - in prime (b)	1	68	58/59
34954-S7	Attach link to No. 2 bow 51274 with the following - Lockwasher-external tooth c/sunk-1/4"	2	a	
52355-S13	Screw-oval hd. cr. rec. - No. 14-10 x 5/8"	2	a	
B6A 7650345-A	Attach link to front side rail 53104-5 with the following - Pin - #BJ-7650345-A	2	a	
B5A 7650474-A	Bushing - #BN-7650474-A	4	a	
8M 7653213	Washer-spring three wave	2	a	
354206-S	Pin-roll-3/32" x 1"	2	a	
B6A 7650345-A	Attach link to center side rail 51154-5 with the following - Pin - #BJ-7650345-A	1	a	
B5A 7650474-A	Bushing - #BN-7650474-A	2	a	
8M 7653213	Washer-spring three wave	1	a	
354206-S	Pin-roll-3/32" x 1"	1	a	
BY 7650487-A	Attach link to rear side rail 51296-7 with the following - Bushing	1	a	
8M 7653213	Washer-spring three wave	2	a	
72009-S	Pin-cotter-3/32" x 5/8"	1	a	
354745-S13	Pin-3/8" with 7/64" dia. hole	1	a	
356403-S8	Washer-plain-3/8"	1	a	
352146-S	Pin-1/8" x 7/8"	1	b	
354480-S	Pin-1/8" x 1-1/8"	3	b	
359222-S	Pin-oval hd. - 5/16"	3	b	
359980-S	Pin-3/8" x 7/8"	1	b	
BAK 6850474-A	Bushing-19/64" I. D. x 7/8" O. D.	2	b	
BAE 7650493-A	Bushing-19/64" I. D. x 3/4" O. D.	1	b	
<b>50340-1 SLAT (FOLDING TOP NO. 4 BOW)</b>				
BY 7650340-A	R. H. - chrome finish - on cars built prior to 2-15-57	1	76	56/57
BY 7650341-A	L. H. - chrome finish - on cars built prior to 2-15-57	1	76	56/57
BAJ 7650340-AP	R. H. - in prime - on cars built after 2-15-57	1	76	57
BAJ 7650341-AP	L. H. - in prime - on cars built after 2-15-57	1	76	57

GROUP AND PART NUMBER	DESCRIPTION, SIZE, ETC.	NO. REQ'D	MODEL OR ENGINE CUBIC INCH DISPLACEMENT	YEAR 19__
50345 PIN (FOLDING TOP CONTROL LINK)				
B6A 7650345-A	Chrome finish - used to attach control link 50316-7 to front rail 53104-5 and used to attach control link 50316-7 to center side rail 51154-5 - @BJ-7650345-A	6	76	56/57
50352-3 LINK (FOLDING TOP POWER)				
BY 7650352-A	R. H. - chrome finish (a)	1	76	56/57
BY 7650353-A	L. H. - chrome finish (a)	1	76	56/57
BAJ 7650352-A	R. H. - chrome finish with adjustable stop - used with BAJ-7653118-AP for models built prior to 3-1-57 (a)	1	76	57
BAJ 7650353-A	L. H. - chrome finish with adjustable stop - used with BAJ-7653119-AP for models built prior to 3-1-57 (a)	1	76	57
BAJ 7650352-BP	R. H. - used on models built after 3-1-57 (a)	1	76	57
BAJ 7650353-BP	L. H. - used on models built after 3-1-57 (a) Note - BAJ - link assembly must be serviced in pairs when replacing - BY - link assembly	1	76	57
BAK 6850352-AP	R. H. - in prime (b)	1	68	58/59
BAK 6850353-AP	L. H. - in prime (b)	1	68	58/59
8M 7653213	Washer-spring three wave	1	a	
	Attach link to bracket main pivot 53118-9 with the following -			
72009-S	Pin-cotter-3/32" x 5/8"	1	a	
356214-S8	Washer-steel-29/64" I. D. x 3/4" O. D.	1	a	
357429-S13	Pin-oval hd. -1-31/32"	1	a	
	Attach link to rear side rail 53138-9 with the following -			
COAB 7650472-A	Bushing	4	b	
359982-S13	Pin 7/16"	4	b	
50363 RETAINER (FOLDING TOP BOW)				
BY 7650363-A	No. 1 bow outside moulding - center	9	76	56/57
50400 PLATE (ROOF SIDE OUTER NAME) CONTINENTAL				
BAK 6550400-A	Use as follows - (a) (2) aluminum lettering Continental - front doors (1) used on radiator grill	3	54, 65, 68, 75	58
370716-S100	Clip	8	a	
50450-1 BRACKET (FOLDING TOP BALANCE LINK) LOWER PIVOT				
BD 7650450-B	R. H.	1	76	56/57
BD 7650451-B	L. H.	1	76	56/57
B7A 7650450-A	@BAC-7650450-A	2	68	58/59
50454-5 LINK (FOLDING TOP BALANCE)				
BY 7650454-A	R. H. - chrome finish - straight design - on cars built prior to 11-15-56 (a)	1	76	56/57
BY 7650455-A	L. H. - chrome finish - straight design - on cars built prior to 11-15-56 (a)	1	76	56/57
BAJ 7650454-A	R. H. - chrome finish - curved design - used on cars built after 11-15-56 (a)	1	76	57
BAJ 7650455-A	L. H. - chrome finish - curved design - used on cars built after 11-15-56 (a)	1	76	57
BAK 6850454-A	R. H. - chrome finish (a,b)	1	68	58/59
BAK 6850455-A	L. H. - chrome finish (a,b)	1	68	58/59
	Attach link to center side rail 51154-5 with the following -			
8M 7653213	Washer-spring three wave	1	a	
352146-S	Pin-roll-1/8" x 7/8"	1	a	
354744-S13	Pin-7/16"	1	a	

CONTINUED ON NEXT PAGE

GROUP AND PART NUMBER	DESCRIPTION, SIZE, ETC.	NO. REQ'D	MODEL OR ENGINE CUBIC INCH DISPLACEMENT	YEAR 19__
<b>50454-5 LINK (FOLDING TOP BALANCE) CONTINUED</b>				
72009-S	Attach link to bracket 50450-1 with the following - Pin-cotter-3/32" x 5/8"	1	a	
72034-S	Pin-cotter-3/32" x 1"	1	b	
356214-S8	Washer-steel-29/64" I. D. x 3/4" O. D.	1	a	
359225-S	Pin-oval hd. -7/16"	1	a	
<b>50456 COVER (ROOF OUTSIDE REAR MOULDING JOINT)</b>				
BAK 5750456-A	Chrome finish - rustless steel - 1" long	1	All except 68	58/59
<b>50456 COVER (BACK WINDOW OUTSIDE UPPER MOULDING - CENTER JOINT)</b>				
BAK 7550456-A	Chrome finish - used on cars built prior to 7-1-58	1	54,65,75	58
BAK 7550456-B	Chrome finish - used on cars built after 7-1-58	1	54,65,75	58/59
<b>50472 BUSHING (FOLDING TOP TO REAR SIDE RAIL - UPPER LOWER LINK)</b>				
COAB 7650472-A	Nylon - 7/16" I. D. x 1-1/4" O. D.	2	68	58/59
<b>50472 BUSHING (FOLDING TOP REAR BOW CONTROL LINK UPPER TO REAR BOW OUTER)</b>				
B5A 7650472-A	Nylon - plastic - 7/16" I. D. x 1" O. D. with 9/64" shoulder - ⊕BN-7650472-A	4	76	56/57
		4	68	58/59
<b>50473 BUSHING (FOLDING TOP REAR SIDE RAIL)</b>				
BAK 6850473-A	Nylon and aluminum - 7/16" I. D. x 1-1/2" O. D.	4	68	58/59
<b>50474 BUSHING (FOLDING TOP CONTROL LINK TO SIDE RAIL)</b>				
B5A 7650474-A	Nylon - plastic - 19/64" I. D. x 3/4" O. D. with 9/64" shoulder - ⊕BN-7650474-A	12	76	56/57
BAK 6850474-A	Nylon and aluminum - 19/64" I. D. x 7/8" O. D.	4	68	58/59
<b>50478-9 BRACKET (FOLDING TOP BALANCE LINK-ADJUSTING)</b>				
B5A 7650478-A	R. H. - ⊕BN-7650478-A	1	76	56/57
B5A 7650479-A	L. H. - ⊕BN-7650479-A	1	76	56/57
B7A 7650478-A	R. H. - ⊕BAC-7650478-A	(a) 1	68	58/59
B7A 7650479-A	L. H. - ⊕BAC-7650479-A	(a) 1	68	58/59
20347-S	Bolt-hex. hd. -5/16"-24 x 3/4"	3	a	
34806-S	Washer-spring lock-5/16"	3	a	
44724-S	Washer-flat-5/16"	3	a	
<b>50487 BUSHING (FOLDING TOP MAIN CONTROL) REAR</b>				
BY 7650487-A	Nylon - plastic - 3/8" I. D. x 13/16" O. D. with 5/16" shoulder	2	76	56/57
<b>50490-1 SCREW (FOLDING TOP BALANCE LINK ADJUSTING)</b>				
BD 7650490-A	Horizontal adjusting - hex. head set - 5/16"-24 "R" thread on socket end x 1-11/32" overall	2	76	56/57
B5A 7650491-A	Vertical adjusting - hex. head set - 3/8"-24 "R" thread on one end and 3/8"-24 "L" thread on socket end x 1-45/64" overall - ⊕BN-7650491-A	2	76	56/57
B7A 7650491-A	Steel - hex. head set 5/32" "R" thread one end 3/8"-24 and "L" thread 3/8"-24 and overall length 2-5/32" - ⊕BAC-7650491-A	2	68	58/59
<b>50492 PIN (FOLDING TOP CENTER SIDE RAIL) FRONT</b>				
B8S 7650492-A	Chrome finish - No. 8-32 x 1-9/16" overall - ⊕BY-7650492-A	2	76	56/57
		2	68	58/59
<b>50493 BUSHING (FOLDING TOP NO. 2 BOW REAR LINK TO SIDE RAIL)</b>				
BAE 7650493-A	Nylon - 19/64" I. D. x 3/4" O. D.	4	68	58/59
<b>50563 SEALER &amp; RECONDITIONER (CONVERTIBLE TOP) BLACK</b>				
BY 7650563-A	Black	AR	76	56
BAJ 7650563-C	Green	AR	76	57
BAJ 7650563-D	Blue	AR	76	57

GROUP AND PART NUMBER	DESCRIPTION, SIZE, ETC.	NO. REQ'D	MODEL OR ENGINE CUBIC INCH DISPLACEMENT	YEAR 19__
<b>50600 CYLINDER &amp; YOKE (FOLDING TOP HYDRAULIC LIFT)</b>				
BY 7650600-A		(a) 2	76	56/57
B7A 7650600-A	⊕BAC-7650600-A	2	68	58/59
8M 7653210	Attach top lift bracket 50804 with the following -			
44726-S8	Washer-spring three wave	1	a	
76073-S8	Washer-3/8" flat	3	a	
352358-S7	Pin-clevis	1	a	
	Pin-self locking	1	a	
8M 7653213	Attach top lift to link 50352-3 with the following -			
44730-S	Washer-spring three wave	1	a	
352358-S7	Washer-7/16" plain flat	1	a	
357412-S13	Pin-self locking	1	a	
	Pin-clevis	1	a	
<b>50622 SHAFT (FOLDING TOP LOCK DRIVE)</b>				
BAJ 7650622-A	Includes gear and shaft	1	76	56/57
BAK 6850622-A		2	68	58/59
<b>50632 YOKE (FOLDING TOP HYDRAULIC LIFT PISTON SHAFT)</b>				
BAC 7650632-A	Chrome finish - steel	2	76	56/57
		2	68	58/59
<b>50745 KIT - GASKET (FOLDING TOP MOTOR &amp; RESERVOIR)</b>				
59MK 7650745-A	Consists of the following -	1	76	56/57
	(1) FDH-15686-A "o" ring	1	68	58/59
	(1) 1P-77265-B "o" ring			
	(2) BN-7650745-A "o" ring			
	(2) BN-7650745-E "o" ring			
<b>50808 BRACKET (FOLDING TOP LIFT TO BRACE)</b>				
BAK 6850808-A		2	68	58/59
<b>50816 RETAINER (TOP LIFT TO FLOOR BRACKET)</b>				
B5A 7650816-A	⊕BN-7650816-A	4	76	56/57
<b>50936-7 STRIP (ROOF HEADLINING SIDE RETAINING) FRONT</b>				
BY 7350936-A	R.H. - 26-13/64" long	(a) 1	73	56
BY 7350937-A	L.H. - 26-13/64" long	(a) 1	73	56
	Screw-pan hd. cr. rec. -No. 8-15 x 3/8"	1	a	
B5A 7020918-A	Retainer - ⊕BN-7020918-A	4	a	
<b>50938 STRIP (ROOF HEADLINING SIDE RETAINING)</b>				
BY 7350938-A	5-11/32" long	(a) 2	57B☆, 58B☆, 73	56
	☆Used with a/cond. only	(a) 2	57, 58	58
B5A 7020918-A	Retainer	4	a	
<b>50940-1 STRIP (ROOF HEADLINING SIDE RETAINER) REAR</b>				
BY 7350940-A	R.H. - 36-13/16" long	(a) 1	73	56
BY 7350941-A	L.H. - 36-13/16" long	(a) 1	73	56
B5A 7020918-A	Retainer	4	a	
B7A 7350992-A	Retainer	2	a	
<b>50952 STRIP (ROOF HEADLINING SIDE RETAINING) FRONT</b>				
BY 6050952-A	Asphalt - 30-1/4" long	2	60	56/57
<b>50954 STRIP (ROOF HEADLINING SIDE RETAINING) CENTER</b>				
BY 6050954-A	Steel - 4-15/16" long	2	60	56/57

GROUP AND PART NUMBER	DESCRIPTION, SIZE, ETC.	NO. REQ'D	MODEL OR ENGINE CUBIC INCH DISPLACEMENT	YEAR 19__
50956 STRIP (ROOF HEADLINING SIDE RETAINER) REAR				
BY 6050956-A	Asphalt - 28-1/32" long	2	60	56/57
50966 RETAINER (ROOF HEADLINING HEADER STRIP)				
BY 6050966-C	Steel	1	60	56/57
50992 RETAINER (ROOF HEADLINING SIDE RETAINING) REAR STRIP				
B7A 7350992-A	Steel - 9/32" long - used with 50940 -	4	73	56
	⊕BY-7350992-A	4	58	57
51142-3 RAIL (ROOF SIDE INNER)				
BY 7351142-A	R.H. - includes coat hook bracket	1	73	56
BY 7351143-A	L.H. - includes coat hook bracket	1	73	56
BAJ 5851143-A	L.H. - includes coat hook bracket	1	57B, 58A	57
51154-5 RAIL (FOLDING TOP SIDE) CENTER				
BY 7651154-AP	R.H.	(a)	1 76	56/57
BY 7651155-AP	L.H.	(a)	1 76	56/57
BAK 6851154-CP	R.H. - aluminum - in prime	1	68	58/59
BAK 6851155-CP	L.H. - aluminum - in prime	1	68	58/59
	Attach center side rail to rear side rail 53196-7 with the following -			
356445-S8	Washer-three wave-25/64" x 1-3/16"	1	a	
357545-S13	Pin-oval hd. -11/16" x 1-11/64"	1	a	
357883-S8	Pin-roll-1/8" x 1-1/2"	1	a	
	Attach center side rail to front side rail 53104-5 with the following -			
B8S 7650492-A	Pin	1	a	
352146-S	Pin-roll-1/8" x 7/8"	1	a	
51184-5 RAIL (ROOF SIDE INNER) FRONT				
BAJ 6051184-A	R.H.	1	60	56/57
BAJ 6051185-A	L.H.	1	60	56/57
BAK 5751184-B	R.H.	1	All except 68	58/59
BAK 5751185-B	L.H.	1	All except 68	58/59
51186-7 RAIL (ROOF SIDE OUTER) FRONT				
BY 6051186-A	R.H.	1	60	56/57
BY 6051187-A	L.H.	1	60	56/57
COLB 6351186-A	R.H.	1	All except 68	58
COLB 6351187-A	L.H.	1	All except 68	58
BAK 5751186-A	R.H.	1	All except 68	59
BAK 5751187-A	L.H.	1	All except 68	59
51202 REINFORCEMENT (ROOF SIDE OUTER RAIL AT CENTER PILLAR)				
BY 7351202-A		2	73	56
51212-5 RAIL (ROOF SIDE INNER) REAR				
BAJ 6051212-A	R.H.	1	60	56/57
BAJ 6051213-A	L.H.	1	60	56/57
BAK 6351212-A	R.H.	1	63, 65	58
BAK 6351213-A	L.H.	1	63, 65	58
COLB 6351214-B	R.H.	1	53, 54, 57, 75	58/59
COLB 6351215-B	L.H.	1	53, 54, 57, 75	58/59
BAK 6351212-B	R.H.	1	63, 65	59
BAK 6351213-B	L.H.	1	63, 65	59



GROUP AND PART NUMBER	DESCRIPTION, SIZE, ETC.	NO REQ'D	MODEL OR ENGINE CUBIC INCH DISPLACEMENT	YEAR 19__
<b>51218-9 RAIL (ROOF SIDE) OUTER</b>				
BY 7351218-A	R.H. - complete side	1	73	56
BY 7351219-A	L.H. - complete side	1	73	56
BAJ 5851218-A	R.H. - complete side - when used on BAJ-57A, 57B models drill (15) 1/8" holes for w/strip	1	57, 58	57
BAJ 5851219-A	L.H. - complete side - when used on BAJ-57A, 57B models drill (15) 1/8" holes for w/strip	1	57, 58	57
<b>51222-3 WEATHERSTRIP (ROOF SIDE RAIL)</b>				
BY 6051222-A	R.H. - chrome and rubber - with flipper (a)	1	60	56/57
BY 6051223-A	L.H. - chrome and rubber - with flipper (a)	1	60	56/57
PB7L 5751222-A	R.H. - rubber - 68-27/32" long (a)	1	57	57
PB7L 5751223-A	L.H. - rubber - 68-27/32" long (a)	1	57	57
B9LB 5751222-B	R.H. (b)	1	57, 75	58/59
B9LB 5751223-B	L.H. (b)	1	57, 75	58/59
B9LB 6351222-A	R.H. (b)	1	63, 65	58/59
B9LB 6351223-A	L.H. (b)	1	63, 65	58/59
52720-S8	Screw-pan hd. cr. rec. tap. -No. 8-15 x 3/8"	AR	b	
52726-S2	Screw-pan hd. cr. rec. tap. -No. 8-15 x 1/2"	3	a	
<b>51224-5 RAIL (ROOF SIDE OUTER) REAR</b>				
BY 6051224-A	R.H.	1	60	56/57
BY 6051225-A	L.H.	1	60	56/57
BAK 5751224-A	R.H.	1	All except 68	58/59
BAK 5751225-A	L.H.	1	All except 68	58/59
<b>51242-3 BRACKET (ROOF SIDE REAR OUTER RAIL TO WHEELHOUSE)</b>				
BAK 6351242-A	R.H.	1	63, 65	58/59
BAK 6351243-A	L.H.	1	63, 65	58/59
<b>51266 INSERT (ROOF SIDE RAIL WEATHERSTRIP)</b>				
BAJ 5751266-A	Rubber - 1/2" dia. x 1-1/2" long	2	57	57
<b>51269 BOW (FOLDING TOP) NO.3</b>				
BY 7651269-AP		1	76	56/57
BAK 6851269-AP	Steel - in prime (a)	1	68	58/59
34954-S	Washer-ext. tooth c/sunk lock-1/4"	4	a	
52363-S	Screw-oval hd. cr. rec. -No.14-10 x 3/4"	4	a	
<b>51274 BOW (FOLDING TOP) NO.2</b>				
BY 7651274-AP		1	76	56/57
BAK 6851274-AP	Steel - in prime (a)	1	68	58/59
34954-S	Washer-ext. tooth c/sunk lock-1/4"	4	a	
52355-S	Screw-oval hd. cr. rec. -No.14-10 x 5/8"	4	a	
<b>51278 BOW (FOLDING TOP NO.4)</b>				
BY 7651326-BP	Less slat - on cars built after 2-15-57 (a)	1	76	57
8M 7653213	Attach No. 4 bow to rear side rail 531196-7 with the following - Washer-spring three wave	1	a	
72009-S	Pin-cotter-3/32" x 5/8"	1	a	
354735-S13	Pin-oval hd. -7/16"	1	a	
356214-S8	Washer-steel-29/64" I.D. x 3/4" O.D.	1	a	
<b>51316 STRAP (ROOF SIDE INNER REAR RAIL)</b>				
PB9L 5351316-A	Steel - @1011818	2	53B, 54, 57B, 63B, 65, 75	59
<b>51321 BOW (FOLDING TOP REAR) CENTER</b>				
BAK 6851321-AP	In prime	1	68	58/59
<b>51328 SPACER (ROOF SIDE RAIL WEATHERSTRIP)</b>				
BJ 6451328-B	Rubber - 1/2" x 26-3/4"	AR	60	57

GROUP AND PART NUMBER	DESCRIPTION, SIZE, ETC.	NO. REQ'D	MODEL OR ENGINE CUBIC INCH DISPLACEMENT	YEAR 19__
<b>51330 WEATHERSTRIP (FOLDING TOP NO. 1 BOW) REAR</b>				
BY 7651330-C	Used with electric control (a,b)	1	76	56/57
BAK 6851330-B	Used with electric control - 58" long (b)	1	68	58/59
44713-S8	Washer-flat-No. 10	9	a	
51855-S8	Screw-pan. hd. cr. rec. -No. 8-32 x 3/8"	9	b	
<b>51338 WEATHERSTRIP (FOLDING TOP NO. 1 BOW) FRONT</b>				
BY 7651338-A	Rubber - 60" long	1	76	56/57
<b>51384 MOULDING (FOLDING TOP NO. 1 BOW) OUTSIDE</b>				
BY 7651384-A	Chrome finish (a)	1	76	56/57
BAK 6851384-B	Chrome finish - 3 piece design - assembly includes center and R. H. and L. H. end pieces (b)	1	68	58/59
BY 7650363-A	Retainer	9	a	
34952-S	Washer-ext. tooth c/sunk-No. 10	2	b	
50388-S	Screw-oval hd. cr. rec. -No. 10-32 x 3/8"	2	b	
51054-S	Screw-flat hd. cr. rec. tap. -No. 10-24 x 3/8"	7	b	
<b>51406-7 BOW (FOLDING TOP REAR) OUTER - LESS GLASS</b>				
BAK 6851406-AP	R. H. - in prime	1	68	58/59
BAK 6851407-AP	L. H. - in prime	1	68	58/59
<b>51416 MOULDING (FOLDING TOP NO. 4 BOW OUTSIDE)</b>				
BY 7651416-A	Chrome finish - 55-31/32" across ends (a)	1	76	56/57
<b>51416 MOULDING (FOLDING TOP REAR BOW) OUTSIDE CENTER</b>				
BAK 6851416-A	Center - chrome finish - 47-1/4" long (b)	1	68	58/59
52338-S	Screw-oval hd. cr. rec. -No. 8-15	3	b	
52358-S23	Screw-oval hd. cr. rec. tap. -No. 6-18 x 3/4"	2	a	
<b>51418 RETAINER (FOLDING TOP BOW)</b>				
BY 7651418-A	No. 4 bow outside moulding - 54-31/64" across ends	1	76	56/57
<b>51440-1 WEATHERSTRIP (ROOF SIDE RAIL) FRONT</b>				
B9LB 5351440-A	R. H. (a)	1	53, 54	58/59
B9LB 5351441-A	L. H. (a)	1	53, 54	58/59
52720-S	Screw-pan hd. cr. rec. tap. -No. 8-15 x 3/8"	AR	a	
<b>51468-9 WEATHERSTRIP (ROOF SIDE RAIL) REAR</b>				
B9LB 5351468-A	R. H. - rubber (a)	1	53, 54	58/59
B9LB 5351469-A	L. H. - rubber (a)	1	53, 54	58/59
52720-S	Screw-pan hd. cr. rec. tap. -No. 8-15 x 3/8"	AR	a	
<b>51476-7 MOULDING (FOLDING TOP REAR BOW OUTSIDE) SIDE</b>				
BAK 6851476-A	R. H. - chrome finish - rustless steel	1	68	58/59
BAK 6851477-A	L. H. - chrome finish - rustless steel	1	68	58/59
<b>51486 SUPPORT &amp; BRACKET (DOME LAMP MOULDING)</b>				
BY 7351486-A	Used without a/cond.	1	73A	56
		1	57A, 58A	57
BY 7351486-B	Used with a/cond.	1	73B	56
		1	57B, 58B	57
<b>51505 DEFLECTOR ASSEMBLY (FOLDING TOP NO. 1 BOW - WATER)</b>				
B9LB 6851505-A	Rubber - 56-9/32" long	1	68	58/59
<b>51522-3 REINFORCEMENT (FOLDING TOP REAR BOW TRACK)</b>				
BAK 6851522-A	R. H.	1	68	58/59
BAK 6851523-A	L. H.	1	68	58/59

GROUP AND PART NUMBER	DESCRIPTION, SIZE, ETC.	NO. REQ'D	MODEL OR ENGINE CUBIC INCH DISPLACEMENT	YEAR 19__
51524-5 TRACK (FOLDING TOP REAR BOW)				
BAK 6851524-A	R. H. - chrome finish	(a) 1	68	58/59
BAK 6851525-A	L. H. - chrome finish	(a) 1	68	58/59
42904-S	Screw and washer-hex. hd. -1/4"-20 x 5/8"	8	a	
51530 SLIDE (FOLDING TOP REAR BOW GUIDE)				
BAK 6851530-A	Nylon - 1-9/16" x 8-23/32" - with (3) c/sunk holes - 7/32" I. D.	2	68	58/59
51532 GUIDE (FOLDING TOP REAR BOW)				
BAK 6851532-A	Aluminum - 8-23/64" long - with (6) slot holes on side and (3) holes on bottom No. 10 x 32 - 2B thread	2	68	58/59
51534-5 BRACE (FOLDING TOP REAR BOW TRACK REINFORCEMENT TO WHEELHOUSE)				
BAK 6851534-A	R. H. - steel	1	68	58/59
BAK 6851535-A	L. H. - steel	1	68	58/59
51536-7 SUPPORT (FOLDING TOP REAR BOW TRACK REINFORCEMENT)				
BAK 6851536-B	R. H.	1	68	58/59
BAK 6851537-B	L. H.	1	68	58/59
51540-1 SUPPORT (FOLDING TOP REAR BOW TRACK REINFORCEMENT TO WHEELHOUSE BRACE)				
BAK 6851540-A	R. H. - steel	1	68	58/59
BAK 6851541-A	L. H. - steel	1	68	58/59
51552-3 WEATHERSTRIP (FOLDING TOP CENTER SIDE RAIL) OUTER				
BY 7651552-A	R. H. - chrome finish - 12-19/32" long	1	76	56/57
BY 7651553-A	L. H. - chrome finish - 12-19/32" long	1	76	56/57
51556-7 WEATHERSTRIP (FOLDING TOP NO. 4 BOW TO QUARTER PANEL)				
BAK 6851556-A	R. H. - rubber and steel	1	68	58/59
BAK 6851557-A	L. H. - rubber and steel	1	68	58/59
51558-9 WEATHERSTRIP (FOLDING TOP REAR SIDE RAIL) OUTER				
BY 7651558-A	R. H. - chrome finish - 14-11/16" long	1	76	56/57
BY 7651559-A	L. H. - chrome finish - 14-11/16" long	1	76	56/57
51562-3 WEATHERSTRIP (FOLDING TOP FRONT SIDE RAIL)				
BY 7651562-A	R. H. - rubber - 29-13/64" long	(a) 1	76	56/57
BY 7651563-A	L. H. - rubber - 29-13/64" long	(a) 1	76	56/57
BAK 6851562-A	R. H. - rubber reinforced with steel - 21-3/4" long	(b) 1	68	58/59
BAK 6851563-A	L. H. - rubber reinforced with steel - 21-3/4" long	(b) 1	68	58/59
34079-S8	Nut-hex. -No. 10-32	3	a	
		4	b	
34823-S7	Washer-spring lock-No. 10	3	a	
34903-S	Washer-int. tooth lock-No. 10	4	b	
44713-S8	Washer-flat-No. 10	3	a	
		4	b	
51755-S8	Screw-pan. hd. cr. rec. -No. 8-32 x 3/8"	3	a	
51855-S	Screw-pan hd. cr. tap. -No. 8-32 x 3/8"	2	b	
352161-S8	Bolt-spec. hd. moulding-No. 10-32	3	a	
		4	b	

GROUP AND PART NUMBER	DESCRIPTION, SIZE, ETC.	NO. REQ'D	MODEL OR ENGINE CUBIC INCH DISPLACEMENT	YEAR 19__
51564-5 WEATHERSTRIP (FOLDING TOP CENTER SIDE RAIL) INNER				
BY 7651564-A	R. H. - rubber - 20-13/32" long	(a) 1	76	56/57
BY 7651565-A	L. H. - rubber - 20-13/32" long	(a) 1	76	56/57
BAK 6851564-A	R. H. - rubber - 12-11/16" long	(b) 1	68	58/59
BAK 6851565-A	L. H. - rubber - 12-11/16" long	(b) 1	68	58/59
34079-S8	Nut-hex. -No.10-32	4	a	
		2	b	
34903-S	Washer-int. tooth lock-No.10	2	b	
44713-S8	Washer-flat-No.10	4	a	
		2	b	
352161-S8	Bolt-spec. hd. moulding-No.10-32	4	a	
		2	b	
51566-7 WEATHERSTRIP (FOLDING TOP REAR SIDE RAIL) INNER				
BY 7651566-A	R. H. - rubber - 21" long	(a) 1	76	56/57
BY 7651567-A	L. H. - rubber - 21" long	(a) 1	76	56/57
BAK 6851566-A	R. H. - rubber - 13" long	1	68	58
BAK 6851567-A	L. H. - rubber - 13" long	1	68	58
BAK 6851566-B	R. H.	(b) 1	68	58/59
BAK 6851567-B	L. H.	(b) 1	68	58/59
34079-S8	Nut-hex. -No.10-32	4	a	
		3	b	
34823-S7	Washer-spring lock-No.10	4	a	
34903-S	Washer-int. tooth lock-No.10	3	b	
44713-S8	Washer-flat-No.10	4	a	
		3	b	
352161-S8	Bolt-spec. hd. moulding-No.10-32	4	a	
		3	b	
51650 SEAL (ROOF SIDE RAIL WEATHERSTRIP)				
BY 6051650-A	Rubber - 32-29/32" long	2	60	56
51659 SPRING (ROOF SIDE RAIL FLIPPER WEATHERSTRIP) STRIKER				
BJ 6451659-A	Steel wire - 2-27/32" long - with 3-1/4" coils each end - part of BY-6051222-3-A flipper w/strip	2	60	56/57
51662 COVER (ROOF SIDE WEATHERSTRIP STRIKER TRIGGER)				
BJ 6451662-A	Nylon	2	60	56/57
51664-5 SPRING (ROOF SIDE RAIL WEATHERSTRIP) ASSIST				
BY 6051664-A	R. H. - steel wire with (2) coils at one end - part of BY-6051222-A flipper w/strip	2	60	56/57
BY 6051665-A	L. H. - steel wire with (2) coils at one end - part of BY-6051223-A flipper w/strip	2	60	56/57
51676-7 WEATHERSTRIP (ROOF SIDE RAIL FRONT CORNER)				
B7A 6051676-A	R. H. - rubber and steel - 2-13/32" long - with (2) slots - 3/16" x 3/8" - @BY-6051676-A	(a) 1	60	56/57
B7A 6051677-A	L. H. - rubber and steel - 2-13/32" long - with (2) slots - 3/16" x 3/8" - @BY-6051677-A	(a) 1	60	56/57
52726-S2	Screw-pan hd. cr. rec. tap-No.8-15 x 1/2"	1	a	
51678-9 WEATHERSTRIP (ROOF SIDE RAIL) CENTER				
BY 6051678-A	R. H. - rubber and steel - 4-5/64" long - with (2) slots - 3/16" x 3/8"	(a) 1	60	56/57
BY 6051679-A	L. H. - rubber and steel - 4-5/64" long - with (2) slots - 3/16" x 3/8"	(a) 1	60	56/57
52726-S2	Screw-pan hd. cr. rec. tap-No.8-15 x 1/2"	2	a	

GROUP AND PART NUMBER	DESCRIPTION, SIZE, ETC.	NO. REQ'D	MODEL OR ENGINE CUBIC INCH DISPLACEMENT	YEAR 19__
51698-9 MOULDING (ROOF DRIP FINISH) SIDE REAR				
BAJ 5751698-A	R.H. - chrome finish - 43-9/16" across ends (a)	1	57	57
BAJ 5751699-A	L.H. - chrome finish - 43-9/16" across ends (a)	1	57	57
BAJ 5751790-A	Seal - rubber	6	a	
M 5397-B	Synthetic resin plastic sealer-bulk	AR	a	
34053-S8	Nut-hex. -No.10-24	2	a	
34903-S8	Washer-ext. tooth-No.10	2	a	
44713-S8	Washer-flat-No.10	4	a	
51078-S8	Screw-flat hd. cr. rec. tap. -No. 8-32 x 3/4"	6	a	
51908-S8	Screw-pan hd. cr. rec. tap-No. 8-32 x 1"	2	a	
51700-1 MOULDING (ROOF DRIP) SIDE				
BY 7351700-B	R.H.	1	73	56
BY 7351701-B	L.H.	1	73	56
BY 6051700-B	R.H.	1	60	56/57
BY 6051701-B	L.H.	1	60	56/57
BAJ 5751700-A	R.H.	1	57B	57
BAJ 5751701-A	L.H.	1	57B	57
BAJ 5851700-A	R.H.	1	58	57
BAJ 5851701-A	L.H.	1	58	57
BAK 5751700-A	R.H.	1	All except 68	58/59
BAK 5751701-A	L.H.	1	All except 68	58/59
51724 MOULDING (ROOF DRIP) FRONT				
BY 7351724-B		1	60, 73	56
		1	57, 58, 60	57
51726-7 MOULDING (ROOF DRIP FINISH) SIDE				
BY 7351726-B	R.H. - chrome finish	1	73	56
BY 7351727-B	L.H. - chrome finish	1	73	56
BY 6051726-B	R.H. - chrome finish	1	60	56/57
BY 6051727-B	L.H. - chrome finish	1	60	56/57
BAJ 5751726-A	R.H. - side front - chrome finish - 31-1/8" long	1	57	57
BAJ 5751727-A	L.H. - side front - chrome finish - 31-1/8" long	1	57	57
BAJ 5851726-A	R.H. - chrome finish	1	58	57
BAJ 5851727-A	L.H. - chrome finish	1	58	57
BAK 5751726-A	R.H. - rustless steel	1	All except 68	58/59
BAK 5751727-A	L.H. - rustless steel	1	All except 68	58/59
51734-5 MOULDING (ROOF SIDE INNER) LOWER COMPLETE				
BAJ 5751734-B	R.H. - rustless steel - 68" long (a)	1	57	57
BAJ 5751735-B	L.H. - rustless steel - 68" long (a)	1	57	57
52726-S2	Screw-pan hd. cr. rec. tap-No. 8-15 x 1/2"	2	a	
52844-S8	Screw-tap. -Type "B"-No. 6-20 x 1/2"	1	a	
51744 COVER (BACK WINDOW CENTER GARNISH MOULDING)				
BAJ 5851744-A	Rustless steel	1	57, 58	57
51744 COVER (ROOF SIDE INNER MOULDING JOINT & BACK WINDOW SIDE GARNISH MOULDING)				
BY 7351744-A	Chrome finish - 63/64" x 1" - used with a/cond. on 73B	2	73	56
BAJ 5851744-A	Rustless steel - used for roof side moulding joint with a/cond. - also used for rear window side garnish moulding	3	57, 58	57
51752-3 MOULDING (ROOF SIDE INNER)				
BY 6051752-A	R.H. - chrome finish - 30-25/32" long (b)	1	60	56
BY 6051753-A	L.H. - chrome finish - 30-25/32" long (b)	1	60	56
BY 7351752-C	R.H. - chrome finish - 26-11/16" long	1	73B	56
BY 7351753-C	L.H. - chrome finish - 26-11/16" long	1	73B	56
CONTINUED ON NEXT PAGE				

GROUP AND PART NUMBER	DESCRIPTION, SIZE, ETC.	NO REQ'D	MODEL OR ENGINE CUBIC INCH DISPLACEMENT	YEAR 19__
51752-3 MOULDING (ROOF SIDE INNER) CONTINUED				
BY 7351752-D	R. H. - chrome finish - 31-59/64" long - used with a/cond. on 73B	(a) 1	73	56
BY 7351753-D	L. H. - chrome finish - 31-59/64" long - used with a/cond. on 73B	(a) 1	73	56
BAJ 5851752-A	R. H. - rustless steel - 28-1/8" long	(a) 1	57B, 58B	57
BAJ 5851753-A	L. H. - rustless steel - 28-1/8" long	(a) 1	57B, 58B	57
BAJ 5851752-B	R. H. - rustless steel - 33-13/32" long - used with a/cond. 57B, 58B	(a) 1	57, 58	57
BAJ 5851753-B	L. H. - rustless steel - 33-13/32" long - used with a/cond. 57B, 58B	(a) 1	57, 58	57
BAJ 6051752-A	R. H. - rustless steel - 1-15/16" x 30-25/32"	1	60	57
BAJ 6051753-A	L. H. - rustless steel - 1-15/16" x 30-25/32"	1	60	57
BAK 5751752-G	R. H. - chrome finish - length across ends - 57-7/16"	(c) 1	53, 54	58
BAK 5751753-G	L. H. - chrome finish - length across ends - 57-7/16"	(c) 1	53, 54	58
BAK 5751752-E	R. H. - chrome finish - length across ends - 57-7/16"	(c) 1	57, 63, 65, 75	58
BAK 5751753-E	L. H. - chrome finish - length across ends - 57-7/16"	(c) 1	57, 63, 65, 75	58
BAK 5751752-K	R. H. - rustless steel - length across ends - 57-7/8"	(c) 1	57, 63, 65, 75	58
BAK 5751753-K	L. H. - rustless steel - length across ends - 57-7/8"	(c,d) 1	57, 63, 65, 75	59
		(c) 1	57, 63, 65, 75	58
BAK 5751752-M	R. H. - rustless steel - length across ends - 57-7/8"	(c) 1	53, 54	58
		(c,d) 1	53, 54	59
BAK 5751753-M	L. H. - rustless steel - length across ends - 57-7/8"	(c) 1	53, 54	58
		(c,d) 1	53, 54	59
52344-S	Screw-oval hd. cr. rec. -No. 8-15 x 1/2"	4	d	
52421-S13	Screw-oval hd. cr. rec. tap. -No. 8-15 x 5/8"	2	c	
52726-S2	Screw-pan hd. cr. rec. tap. -No. 8-15 x 1/2"	2	b	
359400-S2	Clip	AR	a	
BAK 5751756-A	Retainer	4	d	
BY 6051756-A	Retainer	2	b	
51754-5 MOULDING (ROOF SIDE INNER) REAR				
BY 7351754-C	R. H. - chrome finish	(a) 1	73	56
BY 7351755-C	L. H. - chrome finish	(a) 1	73	56
BY 6051754-A	R. H. - chrome finish	(b) 1	60	56/57
BY 6051755-A	L. H. - chrome finish	(b) 1	60	56/57
BAJ 5851754-A	R. H. - rustless steel - 33-3/4" long	(a) 1	57, 58	57
BAJ 5851755-A	L. H. - rustless steel - 33-3/4" long	(a) 1	57, 58	57
52377-S13	Screw-pan hd. cr. rec. tap. -No. 10-12 x 1"	1	b	
52734-S8	Screw-pan hd. cr. rec. tap. -No. 8-15 x 5/8"	2	b	
359400-S2	Clip	AR	a	
51756 RETAINER (ROOF SIDE INNER MOULDING)				
BY 6051756-A	Roof side inner front moulding	4	60	56/57
BAK 5751756-A	Roof side inner moulding	(a) 8	All except 68	58/59
52344-S	Screw-oval hd. cr. rec. -No. 8-15 x 1/2"	1	a	
52786-S8	Screw-pan hd. cr. rec. tap. -No. 8-18 x 1/2"	12	a	
51762 COVER (ROOF DRIP MOULDING JOINT) FRONT CORNER				
B5A 7051762-A	Terneplate - #BN-7051762-A	2	60E, 73A	56
51790 SEAL (ROOF DRIP SIDE FINISH REAR MOULDING)				
BAJ 5751790-A	Rubber - 5/16" x 41/64" - with 1-1/8" dia. hole	6	57	57

GROUP AND PART NUMBER	DESCRIPTION, SIZE, ETC.	NO. REQ'D	MODEL OR ENGINE CUBIC INCH DISPLACEMENT	YEAR 19__
51804-5 MOULDING (ROOF DRIP SIDE FINISH LOWER REAR)				
BAK 5751804-A	R. H. - rustless steel	1	All except 68	58/59
BAK 5751805-A	L. H. - rustless steel	1	All except 68	58/59
51812 PLUG (ROOF DRIP SIDE REAR FINISH MOULDING SEALING)				
BAJ 5751812-A	Rubber - 1/2" x 1-5/16"	2	57	57
51814-5 MOULDING (ROOF OUTSIDE BELT)				
BAK 5751814-C	R. H. - chrome finish - 11-1/4" long	(a) 1	53, 57, 63	58/59
BAK 5751815-B	L. H. - chrome finish - 11-1/4" long	(a) 1	53, 57, 63	58
BAK 5751815-C	L. H. - chrome finish - 11-1/4" long	(a) 1	53, 57, 63	59
BAK 7551814-A	R. H. - chrome finish - 11-1/4" long	(a) 1	54, 65, 75	58/59
BAK 7551815-A	L. H. - chrome finish - 11-1/4" long	(a) 1	54, 65, 75	58/59
358610-S(0)	Nut and washer assy. -No. 10-24	4	a	
370024-S	Nut-self threading-3/16"	2	a	
52101-8 SUPPORT (ROOF HEADLINING RETAINING)				
BY 6052101-C	No. 1 - developed length 53-1/4" - one end black for 3" - other end turquoise blue for 3"	1	60	56/57
BY 7352101-A	No. 1 - developed length 60-5/8" - one end black for 3" - other end brown for 3"	1	73	56
		1	57, 58	57
BY 7352102-A	No. 2 - developed length 54-7/16" - one end white for 3" - other end brown for 3"	1	73	56
		1	57, 58	57
BY 7352103-A	No. 3 - developed length 55-1/16" - one end blue for 3" - other end brown for 3"	1	73	56
		1	57, 58	57
BY 7352104-A	No. 4 - developed length 55-1/8" - one end yellow for 3" - other end brown for 3"	1	73	56
		1	57, 58	57
BY 7352105-A	No. 5 - developed length 55-13/16" - one end red for 3" - other end brown for 3"	1	73	56
		1	57, 58	57
BY 7352106-A	No. 6 - developed length 56-5/8" - one end green for 3" - other end brown for 3"	1	73	56
		1	57, 58	57
BY 7352107-A	No. 7 - developed length 58-5/16" - one end orange for 3" - other end brown for 3"	1	73	56
		1	57, 58	57
BAJ 5852108-A	No. 8 - developed length 60-3/8" - one end aluminum for 3" - other end brown for 3"	1	57, 58	57
BAK 5752101-A	No. 1 - 57-5/64" across ends - one end black for 3" - other end brown for 3"	1	All except 68	58/59
BAK 5752102-A	No. 2 - 68-11/16" across ends - one end white for 3" - other end brown for 3"	1	All except 68	58/59
BAK 5752103-A	No. 3 - 58-1/16" across ends - one end blue for 3" - other end brown for 3"	1	All except 68	58/59
BAK 5752104-A	No. 4 - 54-31/64" across ends - one end yellow for 3" - other end brown for 3"	1	All except 68	58/59
BAK 5752105-A	No. 5 - 58-49/64" across ends - one end red for 3" - other end brown for 3"	1	All except 68	58/59
BAK 5752106-A	No. 6 - 60-9/64" across ends - one end green for 3" - other end brown for 3"	1	All except 68	58/59
BAK 5752107-A	No. 7 - 65-1/4" across ends - one end aluminum for 3" - other end brown for 3"	1	All except 68	58/59
52180-2 RETAINER (ROOF HEADLINING SUPPORT) REAR				
BY 7352182-A	Steel - 7/16" x 7/8" - used with a/cond.	AR	60, 73	56
		AR	57, 58, 60	57
BAK 5752180-A	For rear support - steel wire - 6-7/64" long	2	All except 68	58/59
52714 RETAINER (FOLDING TOP SIDE RAIL DECK)				
B5A 7652714-A	⊕BN-7652714-A	(a) 4	76	56
52055-S8	Screw-flat hd. cr. rec. -No. 6-32 x 3/8"	4	a	
52728-9 RETAINER (TOP SIDE QUARTER COVER) LOWER				
BAK 6852728-A	R. H. - steel - 2-25/32" x 7-1/8"	(a) 1	68	58/59
BAK 6852729-A	L. H. - steel - 2-25/32" x 7-1/8"	(a) 1	68	58/59
42904-S	Screw and washer-hex. hd. -1/4"-20 x 5/8"	2	a	
44720-S	Washer-flat-1/4"	2	a	

GROUP AND PART NUMBER	DESCRIPTION, SIZE, ETC.	NO. REQ'D	MODEL OR ENGINE CUBIC INCH DISPLACEMENT	YEAR 19__
<b>52730 STRIP (TOP SIDE QUARTER COVER LOWER RETAINER INSERT)</b>				
BAK 6852730-A	Steel - 7" long	2	68	58/59
<b>52806 SPRING (FOLDING TOP SIDE QUARTER TENSION)</b>				
B5A 7652806-A	13" - @BN-7652806-A	2	76	56/57
<b>53000 TOP (FOLDING - LESS TRIM) INCLUDES HEADER BOW</b>				
BAK 6853000-DP	In prime	1	68	58/59
<b>53001 TOP (FOLDING) LESS TRIM &amp; NO. 1 HEADER BOW</b>				
BAJ 7653001-CP	Manual and electric locking - with curved design balance link 50454-5	1	76	56/57
<b>53030-1 HANDLE (FOLDING TOP NO. 1 BOW LOCKING)</b>				
BY 7653030-A	Manual assist to robot top lock - chrome finish - zinc die cast - 5" long	(a) 2	76	56/57
31628-S7	Screw-fill, hd. -No.10-32 x 5/8"	4	a	
34803-S7	Washer-lock medium-No.10	4	a	
44713-S8	Washer-flat	4	a	
BY 7653031-A	Gasket	2	a	
<b>53031 GASKET (FOLDING TOP ASSIST HANDLE)</b>				
BY 7653031-A	Aceto-Butyrate - 1-1/8" long	2	76	56/57
<b>53038 BOW (FOLDING TOP) NO.1</b>				
BY 7653038-DP	In prime - includes assists handles - electric	(a) 1	76	56/57
BAK 6853038-CP	In prime	(b) 1	68	58/59
	Attach header bow to side rail 53104-5 with the following -			
34162-S13	Nut-blind-1/4"-20	4	a	
34805-S7	Lockwasher-1/4"	4	a	
44719-S8	Washer-flat-1/4"	4	a	
354522-S8	Screw-flat hd. cr. rec. -1/4"-20 x 1-5/64"	4	a	
34179-S	Nut-crown-5/16"-24	1	b	
34806-S	Washer-spring lock-5/16"	1	b	
44722-S	Washer-flat-5/16"	1	b	
370132-S	Screw-flat hd. -5/16"-24 x 1-1/8"	1	b	
<b>53066 RETAINER (FOLDING TOP SIDE RAIL BUMPER)</b>				
B5A 7653066-A	Steel - 2-13/16" - use with manual locking- @BN-7653066-A	(a) 2	76	56/57
52775-S8	Screw-pan. hd. cr. rec. tap-No. 8-18 x 1/4"	2	a	
B5A 7629986-A	Bumper assembly-@BN-7629986-A	2	a	
<b>53084-5 PLATE (FOLDING TOP MAIN PIVOT BRACKET SUPPORT MOUNTING)</b>				
B5A 7653084-A	R. H. - @BN-7653084-A	(a) 1	76	56/57
B5A 7653085-A	L. H. - @BN-7653085-A	(a) 1	76	56/57
BAK 6853084-A	R. H.	1	68	58/59
BAK 6853085-B	L. H.	1	68	58/59
	Used to attach plate assembly to panel quarter window regulator -			
20367-S8	Bolt-hex. hd. -5/16"-24 x 7/8"	6	a	
34826-S7	Washer-spring lock-5/16"	6	a	
44724-S8	Washer-flat-5/16"	6	a	
	Used to attach plate to support folding top main pivot bracket to wheelhouse -			
20347-S8	Bolt-hex. hd. -5/16"-24 x 3/4"	6	a	
34826-S7	Washer-spring lock-5/16"	6	a	
44724-S8	Washer-flat-5/16"	6	a	



GROUP AND PART NUMBER	DESCRIPTION, SIZE, ETC.	NO. REQ'D	MODEL OR ENGINE CUBIC INCH DISPLACEMENT	YEAR 19__
53086-7 SUPPORT (FOLDING TOP MAIN PIVOT BRACKET TO WHEELHOUSE)				
BY 7653086-A	R. H.	1	76	56/57
BY 7653087-A	L. H.	1	76	56/57
53104-5 RAIL (FOLDING TOP SIDE) FRONT				
BY 7653105-BP	L. H.	1	76	56/57
BAK 6853104-AP	R. H. - aluminum	1	68	58/59
BAK 6853105-AP	L. H. - aluminum	1	68	58/59
53118-9 BRACKET (FOLDING TOP MAIN PIVOT)				
BAJ 7653118-AP	R. H. - in prime - used with BAJ-7650352-A link (a)	1	76	56/57
BAJ 7653119-BP	L. H. (a)	1	76	56/57
BAJ 7653119-AP	L. H. - in prime - used with BAJ-7650353-A link (a)	1	76	57
BAK 6853118-AP	R. H. - in prime (b)	1	68	58
	(b,c)	1	68	59
BAK 6853119-AP	L. H. - in prime (b)	1	68	58
	(b,c)	1	68	59
8M 7653213	Attach bracket to rear side rail 53196-7 Washer-spring three wave	1	a	
72009-S	Pin-cotter-3/32" x 5/8"	1	a	
356214-S8	Washer-steel-29/64" I. D. x 3/4" O. D.	1	a	
357427-S13	Pin-oval hd. -1-3/8"	1	a	
359984-S13	Attach bracket to rear side rail 53138-9 Pin-7/16"	2	b	
20347-S	Bolt-hex.hd.-5/16"-24 x 3/4"	4	c	
34806-S	Washer-spring lock-5/16"	4	c	
44722-S	Washer-flat-5/16"	4	c	
53132 LINK (FOLDING TOP REAR BOW CONTROL) UPPER				
BAK 6853132-AP	Steel - in prime (a)	2	68	58/59
B5A 7650472-A	Bushing - @BN-7650472-A	4	a	
53138-9 RAIL (FOLDING TOP SIDE) REAR				
BAK 6853138-BP	R. H. - aluminum	1	68	58/59
BAK 6853139-BP	L. H. - aluminum	1	68	58/59
53144-5 BRACKET (FOLDING TOP NO. 3 BOW)				
BY 7653144-A	R. H. - chrome finish - used on cars built prior to 3-1-57 - For cars built after this date see 53136-7 (a)	1	76	56/57
BY 7653145-A	L. H. - chrome finish - used on cars built prior to 3-1-57 - For cars built after this date see 53136-7 (a)	1	76	56/57
34954-S7	Attach bracket to folding top bow No. 3 - 51269 with the following - Lockwasher-ext. tooth-c/sunk-1/4"	2	a	
52355-S13	Screw-oval hd. cr. rec. -No. 14-10 x 5/8"	2	a	
53152-3 BRACE (FOLDING TOP MAIN PIVOT BRACKET SUPPORT)				
BY 7653152-A	Steel	1	76	56
BY 7653153-A	Steel	1	76	56
53156-9 SUPPORT (FOLDING TOP MAIN PIVOT BRACKET)				
BY 7653158-A	Steel	1	76	56/57
BY 7653159-A	Steel	1	76	56/57
BAK 6853156-B	R. H.	1	68	58/59
BAK 6853157-B	L. H.	1	68	58/59

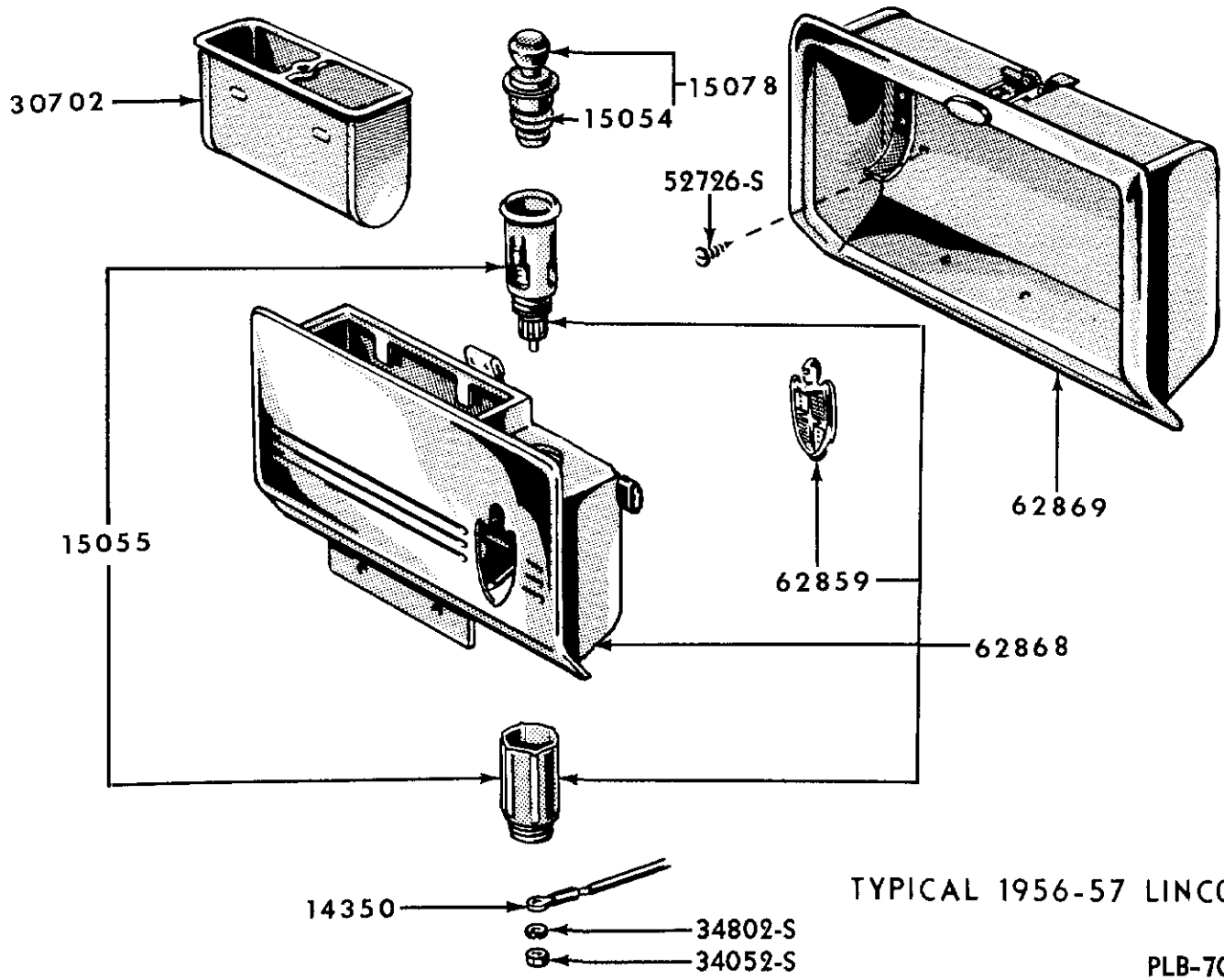
GROUP AND PART NUMBER	DESCRIPTION, SIZE, ETC.	NO. REQ'D	MODEL OR ENGINE CUBIC INCH DISPLACEMENT	YEAR 19__
53196-7 RAIL (FOLDING TOP SIDE) REAR				
BY 7653196-AP	R. H.	(a) 1	76	56/57
BY 7653197-AP	L. H.	(a) 1	76	56/57
8M 7653217	Attach rear side rail to bracket folding top No. 3 bow 53144-5 with the following -			
72009-S	Washer-spring three wave	1	a	
354736-S13	Pin-cotter-3/32" x 5/8"	1	a	
356559-S8	Pin-oval hd. -5/16"	1	a	
	Washer-steel-21/64" x 9/16"	1	a	
8M 7653213	Attach rear side rail to link folding top power 50352-3 with the following -			
B5A 7650472-A	Washer-spring three wave	1	a	
354480-S8	Bushing-nylon plastic-⊕BN-7650472-A	2	a	
354734-S13	Pin-roll-1/8" x 1-1/8"	1	a	
	Pin-oval hd.	1	a	
53210 WASHER (SPRING THREE WAVE)				
8M 7653210	25/64" I. D. x 5/8" O. D.	AR	76	56/57
	(2) used with convertible top rails			
	(8) used with rear seat back strainer			
	(2) used with convertible lift - upper back panel 46538-9			
	3-Wave - lift to hinge arm - also use with heater and rear seat back center arm rest hinge	AR	All	59
53211 WASHER (SPRING)				
8M 7653211	.750 x .45	AR	76	56
		AR	68A	58
	3-Wave - 29/64" I. D. x 3/4" O. D.	6	68	59
53213 WASHER (SPRING THREE WAVE)				
8M 7653213	33/64" I. D. x 13/16" O. D.	12	76	56/57
53217 WASHER (SPRING THREE WAVE)				
8M 7653217	21/64" I. D. x 9/16" O. D.	2	76	56/57
53242 SHIELD (FOLDING TOP LIFT PUMP HOSE TO FLOOR)				
BAK 6853242-A		(a) 2	68	58/59
52758-S	Screw-pan hd. cr. rec. tap. -No. 8-15 x 1-1/4"	1	a	
53357 KIT - MOTOR & PLATE (FOLDING TOP HYDRAULIC LIFT PUMP)				
PB9M 7653357-A	⊕1017110	1	68	58
	Consists of the following -	1	68	59
	(2) H-1039 screw			
	(2) H-1056 lockwasher			
	(1) H-1158 "o" ring			
	(1) H-10075 bracket			
	(1) H-21989 motor, pump and plate assembly			
53376 KIT - RESERVOIR (FOLDING TOP HYDRAULIC LIFT)				
B5A 7653376-A	⊕BN-7653376-A	1	76	56/57
	Consists of the following -			
	‡(1) 1P-77265-B "o" ring			
	‡(2) BN-7650745-A seal			
	‡(2) BF-7650763-A grommet			
	‡(1) BN-7653376-A reservoir			
	‡(1) BN-7653388-A plate			
	‡(1) BN-7653453-A bolt			
	‡These parts not serviced loose			
CONTINUED ON NEXT PAGE				

GROUP AND PART NUMBER	DESCRIPTION, SIZE, ETC.	NO. REQU	MODEL OR ENGINE CUBIC INCH DISPLACEMENT	YEAR 19__
53376 KIT - RESERVOIR (FOLDING TOP HYDRAULIC LIFT) CONTINUED				
HKK 6853376-A	Consists of the following - ‡(1) 1P-77265-B "o" ring ‡(1) BAK-6853376-A reservoir ‡(2) BN-7650745-A seal ‡(2) BF-7650763-A grommet ‡(1) BN-7653388-A plate ‡(1) BN-7653453-A bolt ‡These parts not serviced loose	1	68	58
PB9M 7653376-A	⊙1017109 Consists of the following - (2) H-1146 grommet (2) H-10073 sleeve (2) H-10074 grommet (1) H-21907 reservoir and bracket	1	68	59
53388 PLATE (FOLDING TOP HYDRAULIC LIFT RESERVOIR END)				
BN 7653388-A		1	76	56/57
		1	68	58/59
53390-2 HOSE (FOLDING TOP LIFT) UPPER & LOWER				
BY 7653390-A	Upper - 85-1/2" long	1	76	56/57
BY 7653392-A	NS - lower - 71-1/2" - for service use BY-7653390-A	1	76	56/57
53442 KIT - PLATE & ROTOR (FOLDING TOP HYDRAULIC LIFT PUMP)				
B5MY 7653442-A	Consists of the following - (1) BN-7653451-A rotor-inner (1) BN-7653452-A rotor-outer (1) BN-7653454-A plate (2) 353076-S ball-1/4" dia. (1) 357186-S ball-1/8" dia.	1 1	76 68	56/57 58/59
53450 PLUG (FOLDING TOP HYDRAULIC LIFT RESERVOIR FILLER HOLE)				
BN 7653450-A		1	76	56/57
		1	68	58/59
53453 BOLT (FOLDING TOP HYDRAULIC LIFT RESERVOIR ATTACHING)				
BN 7653453-A	5/16" - 18 x 5-1/4" round head shoulder bolt	1	76	56/57
		1	68	58/59
53456 HOSE (FOLDING TOP HYDRAULIC LIFT)				
BAK 6853456-B	3/16" I. D. x 3/8" O. D. x 132" long (a)	AR	68	58/59
52735-S	Screw-pan hd. cr. rec. tap. - No. 12-12 x 5/8"	3	a	
359852-S	Clip	3	a	
53465 BRACKET (FOLDING TOP LIFT & ELECTRIC LOCKING MECHANISM JUNCTION BLOCK)				
BA 7653465-A	Steel - 3/4" x 3" - located on rear seat riser - (1) on left side for top lift (1) on right side for top locking mechanism	2	All	56/57
53486-7 GUSSET (FOLDING TOP MAIN PIVOT BRACKET SUPPORT TO FLOOR)				
BAK 6853486-A	R. H. - steel	1	68	58/59
BAK 6853487-A	L. H. - steel	1	68	58/59
53490 BRACKET (FOLDING TOP MAIN PIVOT BRACKET SUPPORT TO FLOOR BRACE)				
BAK 6853490-A	Steel	2	68	58/59

GROUP AND PART NUMBER	DESCRIPTION, SIZE, ETC.	NO. REQD	MODEL OR ENGINE CUBIC INCH DISPLACEMENT	YEAR 19__
<b>53506 CASING &amp; CABLE (FOLDING TOP LOCK DRIVE)</b>				
BJ 7653506-A		2	76	56/57
BAK 6853506-A		2	68	58/59
<b>53510 NUT (FOLDING TOP LOCK)</b>				
BAJ 7653510-A		2	76	56/57
<b>53512 BRACKET (FOLDING TOP LOCK MOTOR MOUNTING)</b>				
BJ 7653512-A		(a) 1	76	56/57
		(a) 1	68	58
	Located at header bow	1	68	59
50693-S8	Screw and washer-oval hd. cr. rec. - No. 10-32 x 3/8"	3	a	
<b>53514-5 HOUSING (FOLDING TOP LOCK NUT)</b>				
BAJ 7653514-A	R. H. - chrome finish	(b) 1	76	56/57
BAJ 7653515-A	L. H. - chrome finish	(b) 1	76	56/57
BAK 6853514-A		(a) 2	68	58/59
31628-S8	Screw-fill hd. -No. 8-32 x 5/8"	4	a	
	Screw-fill. hd. -No. 10-32 x 5/8"	2	a	
34803-S7	Washer-lock-No. 10	4	a	
		2	a	
34805-S7	Washer-spring lock-1/4"	4	b	
50206-S8	Screw-fill. hd. cr. rec. -1/4"-20 x 1-1/2"	4	b	
<b>53528 COVER (FOLDING TOP LOCK MOTOR ACCESS OPENING)</b>				
BY 7653528-A	Chrome finish - includes medallion pad and retainer	(a) 1	76	56/57
358825-S8	Bolt-hex. hd. -No. 10-32	1	a	
<b>53532 BAR (FOLDING TOP LOCK)</b>				
BJ 7653532-A	Steel - 5/32" x 1-1/32"	2	76	56/57
<b>53533 SPRING (FOLDING TOP LOCK)</b>				
BJ 7653533-A	Steel wire - 2-1/2" coils each side of spring	2	76	56/57
		2	68	58/59
<b>53540-1 TRANSMISSION (FOLDING TOP LOCK)</b>				
BY 7653540-A	R. H.	1	76	56/57
BY 7653541-A	L. H.	1	76	56/57
BAK 6853540-A	R. H.	(a) 1	68	58/59
BAK 6853541-A	L. H.	(a) 1	68	58/59
34941-S	Washer-ext. tooth lock-5/16"	2	a	
370476-S	Bolt-socket hd. -5/16"-18	2	a	
<b>53542-3 COVER (FOLDING TOP LOCK NUT HOUSING)</b>				
ED-BY 7653542-A	R. H. - chrome finish	1	76	56/57
ED-BY 7653543-A	L. H. - chrome finish	1	76	56/57
BAK 6853542-A	R. H. - chrome finish - 2-5/16" x 5-11/32"	(a) 1	68	58/59
BAK 6853543-A	L. H. - chrome finish - 2-5/16" x 5-11/32"	(a) 1	68	58/59
50641-S	Screw and washer-rd. hd. -1/4"-28 x 1/2"	2	a	
<b>53546-7 COVER (FOLDING TOP LOCK TRANSMISSION)</b>				
BY 7653546-BP	R. H. - in prime - 5-9/32" long with (2) 13/16" dia. holes and (2) C/sunk holes	(a) 1	76	56/57
BY 7653547-BP	L. H. - in prime - 5-9/32" long with (2) 13/16" dia. holes and (2) C/sunk holes	(a) 1	76	56/57
BAK 6853546-AP	R. H. - in prime - 3-1/4" x 7-5/8" with (1) hole 1-1/16" dia. -(1) hole 3/4" dia. -(1) hole 9/16" dia.	(b) 1	68	58/59
BAK 6853547-AP	L. H. - in prime - 3-1/4" x 7-5/8" with (1) hole 1-1/16" dia. -(1) hole 3/4" dia. -(1) hole 9/16" dia.	(b) 1	68	58/59
51058-S	Screw-flat hd. -No. 8-3 x 1/2"	2	b	
52007-S8	Screw-flat hd. cr. rec. tap-No. 8-3/8"	4	a	

GROUP AND PART NUMBER	DESCRIPTION, SIZE, ETC.	NO. REQ'D	MODEL OR ENGINE CUBIC INCH DISPLACEMENT	YEAR 19__
53548 COVER (FOLDING TOP LOCK MOTOR ACCESS OPENING)				
BAK 6853548-AP	In prime	(a) 1	68	58/59
51058-S	Screw-flat hd.-No.8-3 x 1/2"	4	a	
53559 CLAMP (FOLDING TOP LOCK CABLE)				
BJ 7653559-A	Steel - 5/8" dia.	2	76	56/57
		2	68	58/59
53560 PLATE (FOLDING TOP LOCK TRANSMISSION ANCHOR)				
BY 7653560-A	Zinc plated - 3/4" x 1-23/64" with (1) 9/16" dia. hole and (2) No. 12-24 holes	4	76	56/57
53565 COVER (FOLDING TOP LOCK MANUAL CONTROL ACCESS HOLE)				
BJ 7653565-AP	Steel - in prime - 5/8" O. D. - use with electric locking to cover manual lock access hole	2	76	56/57
53587 SCREW (FOLDING TOP LOCK TRANSMISSION MOUNTING)				
BY 7653587-A	31/64" O. D. No. 12-24 thread	8	76	56/57
53938 BUSHING (ROOF LIFT MOUNTING BOLT)				
BTA 5153938-A	Rubber - 1" O. D. head x 1/2" I. D. neck x 3/4" O. D. - 3/4" long - located at lift and lift bracket - ⊕BAC-5153938-A	4	68	58/59
53939 SLEEVE (ROOF LIFT MOUNTING BOLT BUSHING)				
B7A 5153939-A	Steel tubing - 25/64" I. D. x 1/2" O. D. - 1-1/2" long - ⊕BAC-5153939-A	2	68	58/59
54310-3 INSULATOR (ROOF PANEL)				
BY 6054312-A	R. H. - aluminum foil faced glass fibre 30-31/64" x 72-31/64" - used with air conditioner	1	60	56
BY 6054313-A	L. H. - aluminum foil faced glass fibre 30-31/64" x 72-31/64" - used with air conditioner	1	60	56
BY 7354312-A	R. H. - aluminum foil faced glass fibre 30-29/32" x 77-23/64" - used with air conditioner	1	73	56
BY 7354313-A	L. H. - aluminum foil faced glass fibre 30-29/32" x 77-23/64" - used with air conditioner	1	73	56
BR 7054310-A	NS-Fibre glass - 24" x 66" - for service use BY-7354310-A and cut to required size	2	60	56/57
BY 7354310-A	Fibre glass - 24" x 70"	2	73	56
		2	57, 58	57
54460 RETAINER (FOLDING TOP COMPARTMENT SIDE TRIM PANEL)				
BAC 7654460-AP	In prime	6	68	58/59
54601 SCREW ASSEMBLY (FOLDING TOP LOCK)				
B9LB 6854601-A	Chrome finish - 1" long	(a) 2	76	56/57
		2	68	58/59
358685-S8	Screw-socket hd. set-No.8-32 x 1/4"	2	a	
54604 CLIP (FOLDING TOP COMPARTMENT) FRONT				
B5A 7654604-A	Steel - 3/4" x 1-3/4" - ⊕BN-7654604-A	2	76	56/57
54624-5 RETAINER (FOLDING TOP COMPARTMENT TRIM) SIDE-FRONT				
BY 7654624-A	R. H. - rustless steel - 14-15/32" long	1	76	56/57
BY 7654625-A	L. H. - rustless steel - 14-15/32" long	1	76	56/57
54669 TUBE (FOLDING TOP COMPARTMENT DRAIN) FRONT				
BY 7654669-A	Rubber - 19" long	2	76	56/57

GROUP AND PART NUMBER	DESCRIPTION. SIZE. ETC.	NO. REQ'D	MODEL OR ENGINE CUBIC INCH DISPLACEMENT	YEAR 19__
<b>54672-3 RETAINER (FOLDING TOP COMPARTMENT TRIM) SIDE-REAR</b>				
BY 7654672-A	R. H. - rustless steel - 7-3/4" long	1	76	56/57
BY 7654673-A	L. H. - rustless steel - 7-3/4" long	1	76	56/57
<b>54674-5 RETAINER (FOLDING TOP COMPARTMENT TRIM) REAR</b>				
BY 7654674-A	R. H. - rustless steel - 27-3/32" long	1	76	56/57
BY 7654675-A	L. H. - rustless steel - 27-3/32" long	1	76	56/57
<b>54676 RETAINER (FOLDING TOP COMPARTMENT TRIM) FRONT</b>				
BY 7654676-A	Steel - 45-7/32" long	1	76	56/57
<b>54682-3 SHIELD (FOLDING TOP COMPARTMENT WATER)</b>				
BY 7654682-A	R. H.	1	76	56/57
BY 7654683-A	L. H.	1	76	56/57
<b>54700-1 COVER (FOLDING TOP SIDE RAIL) LESS LATCHES</b>				
BAK 6854700-A	R. H. - does not include front and rear latches	1	68	58/59
BAK 6854701-A	L. H. - does not include front and rear latches	1	68	58/59
<b>54706 STUD (FOLDING TOP SIDE RAIL COVER FRONT LATCH)</b>				
BAK 6854706-A	Steel (a)	2	68	58/59
33795-S	Nut-1/4"-20 hex.	2	a	
34940-S	Washer-1/4" lock	2	a	
44720-S	Washer-1/4" flat	2	a	
<b>54714 RETAINER (FOLDING TOP SIDE RAIL COVER) OUTER</b>				
BAK 6854714-A		2	68	58/59
<b>54720 BUMPER (FOLDING TOP SIDE RAIL COVER) OUTER</b>				
BAK 6854720-A		4	68	58/59
<b>54730 PLATE (FOLDING TOP SIDE RAIL COVER REAR LATCH) STRIKER</b>				
BAK 6854730-A	Steel (a)	2	68	58/59
45003-S	Spring nut-No. 6-18	4	a	
354719-S	Screw-No. 6-18 x 3/8"-oval hd.	4	a	
<b>54734-5 LATCH (FOLDING TOP SIDE RAIL COVER) FRONT</b>				
BAK 6854734-A	R. H. - front (a)	1	68	58/59
BAK 6854735-A	L. H. - front (a)	1	68	58/59
34079-S	Nut-No. 10-32-hex.	6	a	
34903-S	Washer-No. 10-int. tooth lock	6	a	
50508-S	Screw-No. 10-32 x 3/8"-pan hd.	6	a	
<b>54738-9 LATCH (FOLDING TOP SIDE RAIL COVER) REAR</b>				
BAK 6854738-A	R. H. (a)	1	68	58/59
BAK 6854739-A	L. H. (a)	1	68	58/59
34903-S	Washer-No. 10-int. tooth lock	4	a	
50503-S	Screw-No. 10-32 x 1/4"-pan hd.	4	a	
<b>54746 FILLER (FOLDING TOP SIDE RAIL COVER TO QUARTER WINDOW)</b>				
BAK 6854746-A	Rubber - 2-59/64" x 1-55/64" long - with three 5/32" dia. holes	2	68	58/59
<b>54748 RETAINER (FOLDING TOP SIDE RAIL COVER TO QUARTER WINDOW FILLER)</b>				
BAK 6854748-A	Steel - "L" shaped - 2-49/64" x 1-27/32" - with (a) three 5/32" dia. holes	2	68	58/59
52718-S	Screw-No. 6-18 x 3/8"-pan. hd.	6	a	



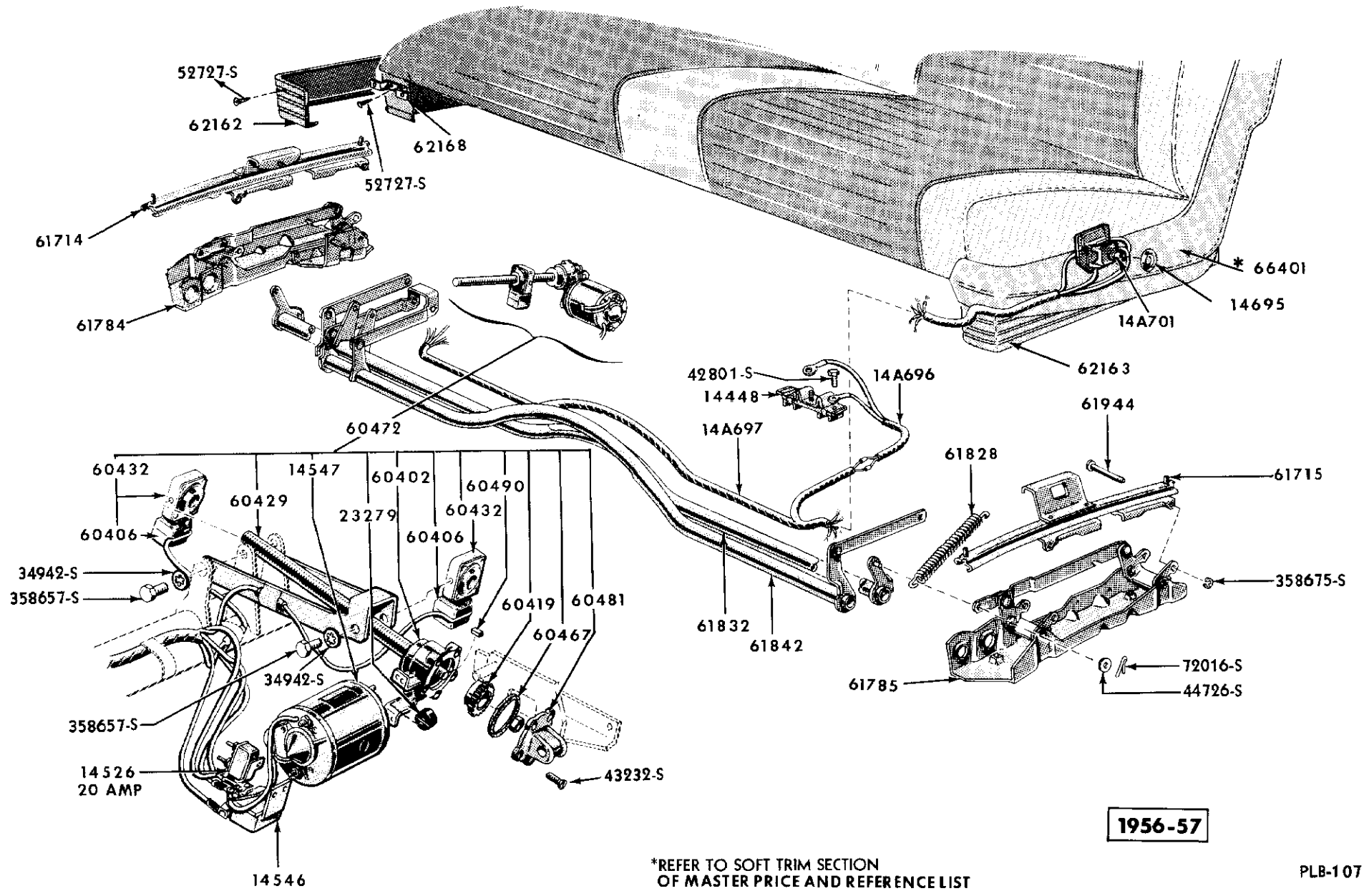
TYPICAL 1956-57 LINCOLN

PLB-70

ASH RECEPTACLE & CIGAR LIGHTER FRONT SEAT BACK

689

6-40



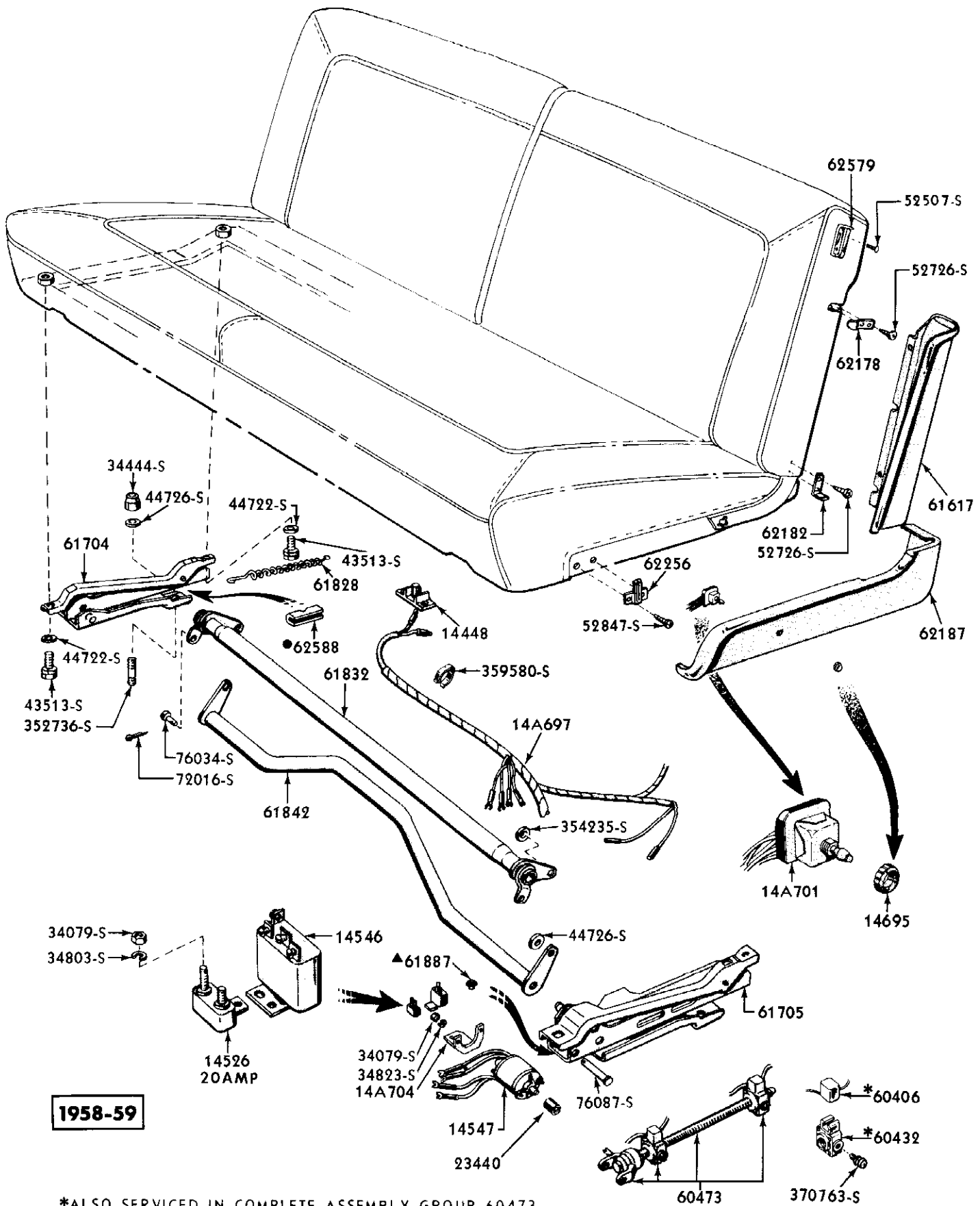
1956-57

\*REFER TO SOFT TRIM SECTION  
OF MASTER PRICE AND REFERENCE LIST

PLB-107

### 4 - WAY ELECTRIC SEAT MECHANISM





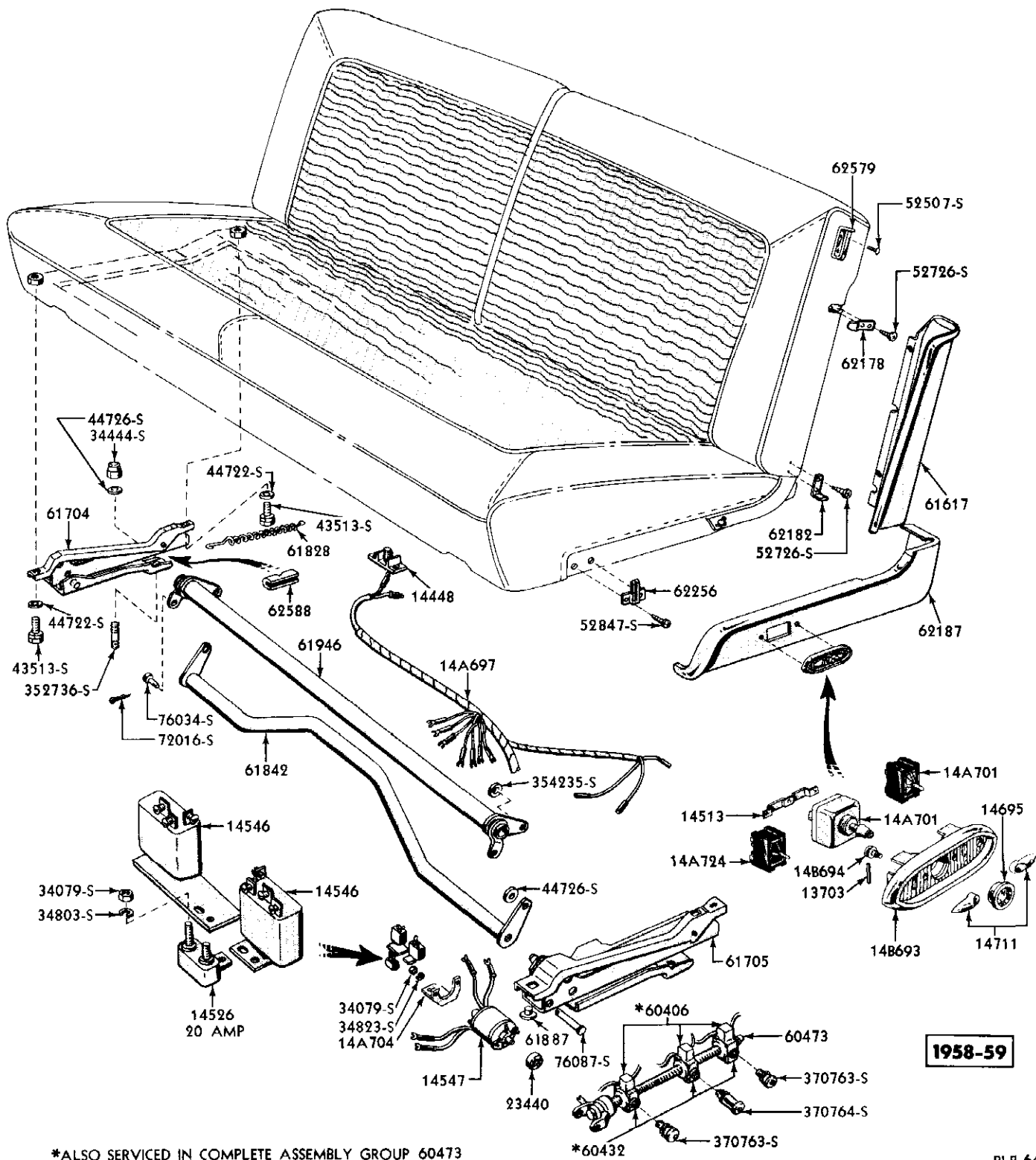
1958-59

- \*ALSO SERVICED IN COMPLETE ASSEMBLY GROUP 60473
- ALSO SERVICED IN TRACK ASSEMBLY GROUP 61704-S
- ▲ALSO SERVICED IN TRACK ASSEMBLY GROUP 61705

PLB-512

4 - WAY ELECTRIC SEAT MECHANISM





6 - WAY ELECTRIC SEAT MECHANISM

GROUP AND PART NUMBER	DESCRIPTION, SIZE, ETC.	NO REQ'D	MODEL OR ENGINE CUBIC INCH DISPLACEMENT	YEAR 19 ____
<b>60402 HOUSING (FRONT SEAT ADJUSTER REGULATOR)</b>				
BY 7360402-A	4-Way seat	1	All	56/57
	6-Way seat	1	All	57
<b>60406 NUT (FRONT SEAT ADJUSTER REGULATOR) WITH SOLENOID</b>				
BY 7360406-A	4-Way seat	2	All	56/57
<b>60406 KIT - SOLENOID (FRONT SEAT ADJUSTER REGULATOR NUT) 4 &amp; 6 WAY</b>				
HHK 5860406-B	Consists of the following - (1) FEL-14610-A solenoid (1) BAK-5760849-A guide (1) BAK-5760860-A cover (1) BAK-5762516-A clip (1) BAJ-5860844-A plunger (1) BAJ-5860848-A spring (1) BAJ-5860850-A ball (1) BAJ-5860851-A spacer (1) BY-7360850-A ball	AR	All	56/59
<b>60408 COUPLING (FRONT SEAT REGULATOR DRIVE)</b>				
BAK 5760408-C	4-Way or 6-way seats - steel and rubber - 7/8" O.D. x 1-5/8" long - can be used on "keyed" or "D" type shaft - necessary to use BAK-5761891-A spacers for long shaft application	AR	All	56/59
HJK 5760408-A	Kit - used for 4-way or 6-way seats when noisy seats encountered on early production cars Consists of the following - (1) BAK-5760408-B coupling (1) BAK-5761887-A bumper (2) BAK-5761891-A spacers	AR	All	58
<b>60419 GEAR ASSEMBLY (FRONT SEAT ADJUSTER REGULATOR)</b>				
B5A 7060419-A	9 Helix - with 41 teeth - @BN-7060419-A Used with 4-way seat	1	All	56/57
	Used with 6-way seat	1	All	57
<b>60429 SCREW (FRONT SEAT ADJUSTER REGULATOR)</b>				
BAJ 5860429-A	6-Way seat - 14-7/32" long	(a) 1	All	57
BY 7360429-C	4-Way seat - horizontal and vertical regulators - 10-11/64" long	(a) 1	All	57
	34942-S7 Washer-ext. tooth lock-3/8"	4	a	
ED 358657-S8	Bolt-hex. shoulder-3/8"-24	4	a	
<b>60432 NUT (FRONT SEAT ADJUSTER REGULATOR) LESS SOLENOID</b>				
BAJ 5860432-A	6-Way seat	3	All	57
BAK 5760432-A	4-Way and 6-way seat	AR	All	58
	(2) used with 4-way and (3) used with 6-way	(a) AR	All	59
370763-S100	Screw and washer-5/16"-18 x 29/64"-used with 4-way and 6-way seats	2	a	
370764-S100	Screw and washer-5/16"-18 x 59/64"-used with 6-way seat	1	a	
<b>60448 SHAFT &amp; HOUSING (FRONT SEAT ADJUSTER REGULATOR)</b>				
ED-BY 7360448-A	Horizontal	1	All	56
<b>60467 GASKET (FRONT SEAT ADJUSTER REGULATOR COVER)</b>				
B5A 7060467-A	@BN-7060467-A Used with 4-way seat	1	All	56/57
	Used with 6-way seat	1	All	57

GROUP AND PART NUMBER	DESCRIPTION, SIZE, ETC.	NO. REQ'D	MODEL OR ENGINE CUBIC INCH DISPLACEMENT	YEAR 19__
<b>60472-3 REGULATOR (FRONT SEAT ADJUSTING)</b>				
BY 7360472-C	4-Way seat	1	All	56/57
BAJ 5860472-A	6-Way seat	1	All	57
BAK 5760473-F	4-Way seat - includes screw shaft, housing, nuts and solenoids (a)	1	All	58
BAK 5760473-G	6-Way seat - includes screw, shaft, housing, nuts and solenoids	1	All	58/59
BAK 5760473-H	4-Way seat - assembly includes screw shaft, housing, nuts and solenoids	1	All	59
	72016-S8	1	a	
	76087-S8	1	a	
<b>60481 COVER (FRONT SEAT ADJUSTER REGULATOR)</b>				
BY 7360481-B	4-Way seat	1	All	56/57
	6-Way seat	1	All	57
<b>60490 KEY (FRONT SEAT ADJUSTER REGULATOR)</b>				
B5A 7060490-A	⊕BN-7060490-A	1	All	56/57
	Used with 4-way seat	1	All	57
	Used with 6-way seat			
<b>60650 RISER (REAR SEAT FRONT)</b>				
BAJ 7660650-A	Steel	1	60, 76	56/57
BAK 6860650-B	Steel	1	68	58/59
<b>60676 EXTENSION (REAR SEAT FRONT RISER) REAR</b>				
BAK 6860676-A	Steel	2	68	58/59
<b>60788 MOULDING (FRONT SEAT BACK)</b>				
BAK 6860788-A	Rustless steel - 3/4" x 21-29/32"	2	63, 65, 68	58/59
BAK 7560788-A	Rustless steel - 3/4" x 45-13/16"	1	53, 54, 57, 75	58/59
<b>60804 CLIP (FRONT SEAT BACK MOULDING RETAINING)</b>				
B9LB 5760804-A	Spring steel - (5) used with moulding BAK-7560788-A (6) used with moulding BAK-6860788-A	AR	All	58/59
<b>61064 STOP (FRONT SEAT BACK)</b>				
B5A 7061064-A	Nylon - 1-1/8" dia. - ⊕BN-7061064-A	2	60, 76	56/57
		2	63, 65, 68	58/59
BAK 6361064-A	Steel - 3/4" x 1-3/4"	2	63, 65, 68	58/59
<b>61118-9 SUPPORT (REAR SEAT TO FLOOR)</b>				
BAK 6361118-A	R. H. - steel - 28-5/8" long	1	63, 65	58/59
BAK 6361119-A	L. H. - steel - 28-5/8" long	1	63, 65	58/59
<b>61182 SCUFF PLATE (FRONT SEAT BACK FRAME) INNER</b>				
8A 7061182	Fiber - 13/32" I.D. x 1-7/8" O.D. x 1/16"	1	63, 65, 68	59
<b>61248 KIT - HARDWARE (FRONT SEAT BELT MOUNTING)</b>				
BY 7361248-A		1	All	56/57
B9LB 5761248-A		1	All	58/59

GROUP AND PART NUMBER	DESCRIPTION, SIZE, ETC.	NO. REQ'D	MODEL OR ENGINE CUBIC INCH DISPLACEMENT	YEAR 19__
<b>61256 KIT - VEST ASSEMBLY (SEAT BELT)</b>				
BAE 6461256-A	Consists of the following - (1) BAE-6461258-A vest assembly (1) BAE-6461260-A buckle assembly - less tongue (1) Instruction sheet	1	All	59
<b>61542-3 EXTENSION (ROOF SIDE INNER MOULDING) FRONT</b>				
PB8L 5761542-A	R. H. steel - use on jobs built prior to 2-1-58 - (a) ⊕LED-BAK-5761542-C	1	All except 68	58
PB8L 5761543-A	L. H. - steel - use on jobs built prior to 2-1-58 (a) ⊕LED-BAK-5761543-C	1	All except 68	58
BAK 5761542-J	R. H. - rustless steel - use on cars built after 1-31-58 (a,b)	1	All except 68	58/59
BAK 5761543-J	L. H. - rustless steel - use on cars built after 1-31-58 (a,b)	1	All except 68	58/59
52360-S	Screw-oval hd. cr. rec. tap. -No. 8-15 x 3/4"	1	b	
52368-S13	Screw-oval hd. cr. rec. tap. -No. 8-15 x 7/8"	2	a	
<b>61616-7 SHIELD (FRONT SEAT BACK) SIDE</b>				
BAK 5761616-B	R. H. - aluminum - used on cars built prior to 8-12-59 (a)	1	All	58/59
BAK 5761617-B	L. H. - aluminum - used on cars built prior to 8-12-59 (a)	1	All	58/59
COLB 5761616-A	R. H. - chrome finish - used on cars built from 8-12-59 (a)	1	All	59
COLB 5761617-A	L. H. - chrome finish - used on cars built from 8-12-59 (a)	1	All	59
52726-S8	Screw-pan hd. cr. rec. tap. -No. 8-15 x 1/2"	AR	a	
<b>61704-5 TRACK (FRONT SEAT)</b>				
BY 7361704-B	R. H. - manual seat	1	All	56/57
BY 7361705-C	L. H. - manual seat	1	All	56/57
BAJ 5861704-A	R. H. - 6-way seat	1	All	57
BAJ 5861705-A	L. H. - 6-way seat	1	All	57
BAK 5761704-G	R. H. - 4-way and 6-way seats (a)	1	All	58
BAK 5761705-H	L. H. - 4-way seat (a) NOTE-4-way seat for 1956-7 - refer to groups 61714-5 and 61784-5	1	All	58
BAK 5761704-F	R. H. - manual seat (a)	1	All	58
		(a)	53A, 57A, 63A	59
BAK 5761705-J	L. H. - manual seat (a)	1	All	58
		(a)	53A, 57A, 63A	59
B9LB 5761705-A	L. H. - 6-way (a)	1	All	58/59
B9LB 5761704-B	R. H. - 4-way and 6-way (a)	1	All	59
B9LB 5761705-B	L. H. - 4-way (a)	1	All	59
34444-S8	Nut-lock-3/16"-16"	4	a	
43513-S8	Screw and washer-hex. hd. -5/16"-24" x 1"	4	a	
44716-S8	Washer-flat-steel-3/8"	4	a	
44722-S8	Washer-flat-steel-5/16"	4	a	
44726-S8	Washer-flat-3/8"	4	a	
352736-S8	Stud-3/8"-16 x 1-3/4"	4	a	
353540-S8	Stud-3/8"-16" x 1-5/8"	4	a	

GROUP AND PART NUMBER	DESCRIPTION, SIZE, ETC.	NO. REQD	MODEL OR ENGINE CUBIC INCH DISPLACEMENT	YEAR 19__
61714-5 TRACK & SUPPORT (FRONT SEAT - 4-WAY) UPPER				
BY 7361714-A	R.H. - 4-way seat	1	All	56/57
BY 7361715-A	L.H. - 4-way seat NOTE-For track and arm - lower - refer to group 61784-5	1	All	56/57
61726-7 ROD (FRONT SEAT TRACK LATCH TIE)				
BY 7361726-A	Manual seat - side	2	All	56/57
BY 7361727-A	Manual seat - center	1	All	56/57
BAK 5761726-B	Manual seat	1	All	58
		1	53A, 57A, 63A	59
61730 EYE BOLT (FRONT SEAT TRACK TIE ROD)				
BA 7061730-A	Manual seat	1	All	56/58
		1	53A, 57A, 63A	59
61744 LINK (FRONT SEAT TRACK TIE ROD)				
BA 7061744-A	Manual seat	2	All	56/57
61753 HANDLE (FRONT SEAT TRACK ADJUSTING)				
BAE 6461753-A	Manual seat - chrome finish	1	All	58
		1	53A, 57A, 63A	59
61755 HANDLE (FRONT SEAT TRACK ADJUSTING) MANUAL				
BV 7061755-A		1	All	58
61784-5 TRACK & ARM (FRONT SEAT - 4-WAY) LOWER				
BY 7361784-A	R.H. - 4-way seat	1	All	56/57
BY 7361785-A	L.H. - 4-way seat NOTE-For track and support - upper - refer to group 61714-5	1	All	56/57
61789 ESCUTCHEON (FRONT SEAT ADJUSTING LEVER) MANUAL				
BY 7361789-A	Chrome finish	1	All	56/57
61828 SPRING (FRONT SEAT TRACK ASSIST)				
BY 7361828-A	4-Way seat - 36-1/2 coils - free length 6-3/4"	2	All	56/57
BAJ 5861828-A	6-Way seat - 32 coils - free length 8-3/16"	2	All	57
BAK 5761828-B	4-Way and 6-way seats - 58 coils - free length 11-1/4"	2	All	58/59
B7A 7061828-A	Manual seat - 58 coils - free length 9" - ⊕BAC-7061828-A	2	All	58
		2	53A, 57A, 63A	59
61832 TUBE & LINK (FRONT SEAT TRACK EQUALIZING) VERTICAL				
BY 7361832-B	4-Way seat (a)	1	All	56/57
BAK 5761832-D	4-Way seat (a)	1	All	58/59
44726-S8	Washer-flat-3/8"	2	a	
72016-S8	Pin-cotter-3/32" x 3/4"	2	a	
61842 BAR (FRONT SEAT TRACK EQUALIZING) HORIZONTAL				
BY 7361842-A	4-Way seat	1	All	56/57
BAK 5761842-C	4-Way and 6-way seats	1	All	58/59
61883 SPRING (FRONT SEAT TRACK LATCH)				
B6A 7061883-A	Manual seat - 14 coils - free length 1-7/16" - ⊕BN-7061883-C	2	All	57/58
B6A 7061883-C	Manual seat - 14 coils - free length 1-7/16" - ⊕BN-7061883-C	2	53A, 57A, 63A	59

GROUP AND PART NUMBER	DESCRIPTION, SIZE, ETC.	NO. REQ'D	MODEL OR ENGINE CUBIC INCH DISPLACEMENT	YEAR 19__
<b>61887 BUMPER (FRONT SEAT TRACK ADJUSTING REGULATOR)</b>				
PBLB 5761887-A	Rubber - 7/16" O.D. - used with 4-way and 6-way seats	1	All	58
B9LB 5761887-A	Rubber - 7/16" O.D. - used with 4-way and 6-way seat - located at front of track group 61705	1	All	59
<b>61944 PIN (FRONT SEAT TRACK ACTUATING ARM)</b>				
BY 7361944-A	2-29/32" long - used with 4-way seat (a)	4	All	56/57
ED 358675-S2	Washer "C"	4	a	
<b>61946 TUBE &amp; LINK (FRONT SEAT TRACK EQUALIZING)</b>				
BAJ 5861946-A	6-Way seat	1	All	57
BAK 5761946-A	6-Way seat	1	All	58
BAK 5761946-B	6-Way seat	1	All	59
<b>62162-3 SHIELD (FRONT SEAT TRACK)</b>				
BY 7662162-A	R.H. - manual and electric seats - chrome finish	1	All	56/57
BY 6062163-A	L.H. - manual seats - chrome finish	1	All	56/57
BY 7662163-A	L.H. - electric seats - chrome finish	1	All	56/57
<b>62168 SUPPORT (FRONT SEAT CUSHION SIDE SHIELD) FRONT</b>				
BY 7362168-A	Steel - 3-5/8" long (a)	2	All	56/57
52727-S13	Screw-pan hd. cr. rec. -No. 10-12 x 1/2"	4	a	
<b>62182 RETAINER (FRONT SEAT BACK SIDE SHIELD) LOWER</b>				
BAK 5762182-A	Steel - "L" shaped - 1-7/8" overall length with (1) 1/8" dia. hole and (2) 11/16" dia. holes (a)	2	All	58/59
52726-S8	Screw-pan hd. cr. rec. tap. -No. 8-15 x 1/2"	4	a	
<b>62186-7 SHIELD (FRONT SEAT CUSHION) SIDE</b>				
BAK 5762186-C	R.H. - aluminum - manual 4-way and 6-way seats - used on cars built prior to 8-12-59 (a)	1	53, 54, 57, 75	58/59
BAK 5762187-G	L.H. - aluminum - manual seat - used on cars built prior to 8-12-59 (a)	1	53A, 57A	58/59
BAK 5762187-H	L.H. - aluminum - 4-way seat used on cars built prior to 8-12-59 (a)	1	53, 54, 57, 75	58
BAK 5762187-J	L.H. - aluminum - 6-way seat - used on cars built prior to 8-12-59 (a)	1	53A, B, 57A, B	59
BAK 5762187-K	L.H. - aluminum - 6-way seat - used on cars built prior to 8-12-59 (a)	1	53, 54, 57, 75	58/59
BAK 6362186-A	R.H. - aluminum - manual 4-way and 6-way seats - used on cars built prior to 8-12-59 (a)	1	63, 65, 68	58/59
BAK 6362187-A	L.H. - aluminum - manual seat - used on cars built prior to 8-12-59 (a)	1	63A	58/59
BAK 6362187-B	L.H. - aluminum - 4-way seat used on cars built prior to 8-12-59 (a)	1	63, 65, 68	58
BAK 6362187-C	L.H. - aluminum - 6-way seat - used on cars built prior to 8-12-59 (a)	1	63	59
BAK 6362187-D	L.H. - aluminum - 6-way seat - used on cars built prior to 8-12-59 (a)	1	63, 65, 68	58/59
COLB 5762186-A	R.H. - chrome finish - manual - 4-way and 6-way seats - used on cars built from 8-12-59	1	53, 54, 57, 75	59
COLB 5762187-A	L.H. - chrome finish - manual - used on cars built from 8-12-59	1	53A, 57A	59
COLB 5762187-B	L.H. - chrome finish - 4-way seat - used on cars built from 8-12-59	1	53, 57	59
COLB 6362186-A	R.H. - chrome finish - manual - 4-way and 6-way seats - used on cars built from 8-12-59	1	63, 65, 68	59
COLB 7562187-A	L.H. - chrome finish - 6-way seat - used on cars built from 8-12-59	1	53, 54, 57, 75	59
CONTINUED ON NEXT PAGE				



GROUP AND PART NUMBER	DESCRIPTION, SIZE, ETC.	NO. REQ'D	MODEL OR ENGINE CUBIC INCH DISPLACEMENT	YEAR 19__
62186-7 SHIELD (FRONT SEAT CUSHION) SIDE (CONTINUED)				
COLB 6362187-A	L. H. - chrome finish - manual - used on cars built from 8-12-59	1	63A	59
COLB 6362187-B	L. H. - chrome finish - 4-way seat - used on cars built from 8-12-59	1	63	59
COLB 6562187-A	L. H. - chrome finish - 6-way seat - used on cars built from 8-12-59	1	63,65,68	59
45133-S8	Nut-spring-No.8-15	4	a	
52407-S13	Screw-oval hd.cr.rec.tap.-No.8-18 x 3/8"	6	a	
62256 BRACKET (FRONT SEAT CUSHION SIDE SHIELD) FRONT				
BAK 5762256-A		(a) 2	All	58/59
52847-S8	Screw-pan hd.cr.rec.tap.-No.10-16 x 1/2"	4	a	
62262 BRACKET (FRONT SEAT CUSHION SIDE SHIELD) REAR				
BAK 5762262-A		(a) 2	All	58/59
44713-S8	Washer-flat-steel-No.10	4	a	
52795-S8	Screw-pan hd.cr.rec.tap.-No.10-16 x 5/8"	4	a	
62332 SUPPORT (REAR SEAT BACK)				
BY 7662332-A		1	76	56/57
BAK 6862332-A		1	68	58/59
62446 BRACE (REAR SEAT BACK SUPPORT TO FLOOR)				
BY 7662446-A	Steel - 11-1/2" x 11-15/16"	1	76	56/57
62452-3 SUPPORT (REAR SEAT FRONT RISER TO QUARTER LOCK PILLAR BRACE)				
BAK 6862452-A	R. H. - steel - 3-1/4" long	1	68	58/59
BAK 6862453-A	L. H. - steel - 3-1/4" long	1	68	58/59
62465 SHIELD (REAR SEAT BACK REAR SUPPORT) WATER				
BAK 6862465-A	Plastic	1	68	58/59
62516 CLIP (FRONT SEAT ADJUSTER REGULATOR NUT SOLENOID COVER)				
BAK 5762516-A	4-Way and 6-way seats - steel	2	All	59
62578-9 HANDLE (FRONT SEAT BACK ASSIST)				
BAK 5762578-A	R. H. - chrome finish	(a) 1	53,54,57,75	58/59
BAK 5762579-A	L. H. - chrome finish	(a) 1	53,54,57,75	58/59
52369-S13	Screw-oval hd.cr.rec.tap.-No.10-16 x 7/8"	6	a	
52507-S13	Screw-oval hd.cr.rec.tap.-No.10-16 x 1"	6	a	
62588 SLIDE (FRONT SEAT TRACK)				
BAK 5762588-A	4-Way and 6-way seats - plastic - 9/32" x 1-1/2" with (1) 1/4" diameter hole	8	All	58/59
62806 COVER (ROBE CORD END)				
BY 7662806-B	Chrome finish	(a) 2	60,76	56/57
BAK 5762806-A	Chrome finish	(a) 2	All	58
50429-S13	Screw-oval hd.-No.10-32 x 1/8"	2	a	
62812 SCREW (ROBE CORD END ANCHOR)				
BY 7662812-A	Pan hd. shoulder - No.10-32 x 45/64"	2	60,76	56/57
62816 ANCHOR ASSEMBLY (ROBE CORD END)				
BY 7362816-A		2	All	56/57
62818 KEY (ROBE CORD ANCHOR)				
8M 7362818-B		2	All	56/57
62820 SPRING (ROBE CORD ANCHOR PLATE)				
8M 7362820		2	All	56/57

GROUP AND PART NUMBER	DESCRIPTION, SIZE, ETC.	NO REQ'D	MODEL OR ENGINE CUBIC INCH DISPLACEMENT	YEAR 19
62828	ESCUTCHEN (ROBE CORD END)			
BY 7362828-A	Chrome finish	2	All	56
		2	57B, 58B, 60B, 76B	57
62832	SPACER (ROBE CORD) CENTER			
BAK 5762832-A		(a) 1	53, 54, 57, 75	58
50451-S13	Screw-oval hd. -1/4"-20 x 1-1/4"	1	a	
62834	RETAINER (ROBE CORD) CENTER			
BAK 5762834-A		1	53, 54, 57, 75	58
62859	MEDALLION (FRONT SEAT BACK ASH RECEPTACLE & WINDSHIELD HEADER)			
BY 7362859-A	Acrylic resin plastic			
	Front seat back	1	73	56
	W/shield header	1	60	56
	Front seat back	1	57, 58	57
62868	RETAINER (FRONT SEAT BACK ASH RECEPTACLE)			
BY 7362868-D	Chrome finish	1	73	56
		1	57, 58	57
62869	CASE (FRONT SEAT BACK ASH RECEPTACLE)			
BY 7362869-D		(a) 1	73	56
		(a) 1	57, 58	57
52726-S2	Screw-pan hd. cr. rec. tap. -No. 8-15 x 1/2"	2	a	
63409	CLIP (REAR SEAT RISER CARPET) RETAINING			
BAK 5763409-A	Steel	AR	All except 68	58/59
63476	PANEL (REAR SEAT RISER) FRONT			
BAK 5763476-A	Steel	1	All	58/59
63478	PANEL (REAR SEAT RISER) UPPER			
BAK 5763478-A	Steel	1	53, 57, 63	58/59
BAK 6863478-A	Steel	1	54, 65, 68, 75	58/59
63482	GUSSET (REAR SEAT RISER FRONT PANEL TO CENTER FLOOR EXTENSION)			
BAK 5763482-A	Steel	2	53, 57, 63	58/59
BAK 6863482-A	Steel	2	54, 65, 68, 75	58/59
63520	RETAINER (SEAT TRIM STRAP)			
BS 7363520-A	Fiber disc - used on front and rear seat cushion or backs	AR	60E, 73A	56
		AR	57B, 58B, 60B, 76B	57
64824	ORNAMENT (FRONT SEAT BACK)			
B9LB 5764824-A	Chrome finish - (2) used on front seats - (2) used on rear seats	AR	53, 57, 63	59
67210	LINK & VERTICAL STRAINER (REAR SEAT BACK CENTER ARM REST)			
BY 7367210-B		1	All	56/57
BAK 5767210-A		1	All except 68	58/59
67320	PLATE (REAR SEAT RADIO SPEAKER MOUNTING)			
BY 7667320-A		1	76	56/57
67346	REGISTER (FRONT DOOR ARM REST VENT AIR OUTLET)			
BAK 5767346-B	Chrome finish - (1) for R.H. and (1) for L.H.	(a) 2	All	58/59
52344-S13	Screw-oval hd. cr. rec. tap. -No. 8-15 x 1/2"	4	a	